

GUBERNUR SULAWESI TENGAH

PERATURAN GUBERNUR SULAWESI TENGAH

NOMOR 35 TAHUN 2019

TENTANG

**PENGHITUNGAN DASAR PENGENAAN PAJAK KENDARAAN BERMOTOR
DAN BEA BALIK NAMA KENDARAAN BERMOTOR TAHUN 2019**

DENGAN RAHMAT TUHAN YANG MAHA ESA

GUBERNUR SULAWESI TENGAH,

Menimbang : bahwa untuk melaksanakan ketentuan Pasal 18 Peraturan Menteri Dalam Negeri Nomor 14 Tahun 2019 tentang Penghitungan Dasar Pengenaan Pajak Kendaraan Bermotor dan Bea Balik Nama Kendaraan Bermotor Tahun 2019 sebagaimana telah diubah dengan Peraturan Menteri Dalam Negeri Nomor 52 Tahun 2019 tentang Perubahan atas Peraturan Menteri Dalam Negeri Nomor 14 Tahun 2019 tentang Penghitungan Dasar Pengenaan Pajak Kendaraan Bermotor dan Bea Balik Nama Kendaraan Bermotor Tahun 2019 perlu menetapkan Peraturan Gubernur tentang Penghitungan Dasar Pengenaan Pajak Kendaraan Bermotor dan Bea Balik Nama Kendaraan Bermotor Tahun 2019;

Mengingat : 1. Undang-Undang Nomor 13 Tahun 1964 tentang Penetapan Peraturan Pemerintah Pengganti Undang-Undang Nomor 2 Tahun 1964 tentang Pembentukan Daerah Tingkat I Sulawesi Tengah dan Daerah Tingkat I Sulawesi Tenggara dengan Mengubah Undang-Undang Nomor 47 Prp Tahun 1960 tentang Pembentukan Daerah Tingkat I Sulawesi Utara - Tengah dan Daerah Tingkat I Sulawesi Selatan - Tenggara (Lembaran Negara Republik Indonesia Tahun 1964 Nomor 7) menjadi Undang-Undang (Lembaran Negara Republik Indonesia Tahun 1964 Nomor 64, Tambahan Lembaran Negara Republik Indonesia Nomor 2687);

2. Undang- Undang . . .

2. Undang-Undang Nomor 28 Tahun 2009 tentang Pajak Daerah dan Retribusi Daerah (Lembaran Negara Republik Indonesia Tahun 2009 Nomor 130, Tambahan Lembaran Negara Republik Indonesia Nomor 5049);
3. Undang-Undang Nomor 23 Tahun 2014 tentang Pemerintahan Daerah (Lembaran Negara Republik Indonesia Tahun 2014 Nomor 244, Tambahan Lembaran Negara Republik Indonesia Nomor 5587) sebagaimana telah diubah terakhir dengan Undang-Undang Nomor 9 Tahun 2015 tentang Perubahan Kedua atas Undang-Undang Nomor 23 Tahun 2014 tentang Pemerintahan Daerah (Lembaran Negara Republik Indonesia Tahun 2015 Nomor 58, Tambahan Lembaran Negara Republik Indonesia Nomor 5679) ;
4. Peraturan Pemerintah Nomor 12 Tahun 2019 tentang Pengelolaan Keuangan Daerah (Lembaran Negara Republik Indonesia Tahun 2019 Nomor 42, Tambahan Lembaran Negara Republik Indonesia Nomor 6322);
5. Peraturan Menteri Dalam Negeri Nomor 14 Tahun 2019 tentang Penghitungan Dasar Pengenaan Pajak Kendaraan Bermotor dan Bea Balik Nama Kendaraan Bermotor Tahun 2019 (Berita Negara Republik Indonesia Tahun 2019 Nomor 364) sebagaimana telah diubah dengan Peraturan Menteri Dalam Negeri Nomor 52 Tahun 2019 tentang Perubahan Atas Peraturan Menteri Dalam Negeri Nomor 14 Tahun 2019 tentang Penghitungan Dasar Pengenaan Pajak Kendaraan Bermotor dan Bea Balik Nama Kendaraan Bermotor Tahun 2019 (Berita Negara Republik Indonesia Tahun 2019 Nomor 901);
6. Peraturan Daerah Provinsi Sulawesi Tengah Nomor 01 Tahun 2011 tentang Pajak Daerah (Lembaran Daerah Provinsi Sulawesi Tengah Tahun 2011 Nomor 21, Tambahan Lembaran Daerah Provinsi Sulawesi Tengah Nomor 10);

MEMUTUSKAN :

Menetapkan : PERATURAN GUBERNUR TENTANG PENGHITUNGAN DASAR PENGENAAN PAJAK KENDARAAN BERMOTOR DAN BEA BALIK NAMA KENDARAAN BERMOTOR TAHUN 2019.

BAB. . .

BAB I

KETENTUAN UMUM

Pasal 1

Dalam Peraturan Gubernur ini, yang dimaksud dengan :

1. Kendaraan Bermotor adalah semua kendaraan beroda beserta gandengannya yang digunakan di semua jenis jalan darat, dan digerakkan oleh peralatan teknik berupa motor atau peralatan lainnya yang berfungsi untuk mengubah suatu sumber daya energi tertentu menjadi tenaga gerak kendaraan bermotor yang bersangkutan, termasuk alat-alat berat dan alat-alat besar yang dalam operasinya menggunakan roda dan motor tidak melekat secara permanen serta kendaraan bermotor yang dioperasikan di air.
2. Kendaraan Bermotor Angkutan Umum adalah setiap kendaraan yang dipergunakan untuk mengangkut orang atau barang dengan dipungut bayaran dan memiliki izin penyelenggaraan angkutan umum dan izin trayek atau izin tidak dalam trayek.
3. Pajak Kendaraan Bermotor yang selanjutnya disingkat PKB, adalah pajak atas kepemilikan dan/atau penguasaan kendaraan bermotor.
4. Bea Balik Nama Kendaraan Bermotor yang selanjutnya disingkat BBN-KB, adalah pajak atas penyerahan hak milik kendaraan bermotor sebagai akibat perjanjian dua pihak atau perbuatan sepihak atau keadaan yang terjadi karena jual beli, tukar menukar, hibah, warisan, atau pemasukan ke dalam badan usaha.
5. Kendaraan bermotor ubah bentuk adalah kendaraan bermotor yang mengalami perubahan teknis dan/atau serta penggunaannya.
6. Nilai Jual Kendaraan Bermotor yang selanjutnya disingkat NJKB adalah Harga Pasaran Umum atas suatu kendaraan bermotor.
7. Nilai Jual Kendaraan Bermotor Ubah Bentuk yang selanjutnya disebut NJKB Ubah Bentuk, adalah Harga Pasaran Umum atas suatu Kendaraan Bermotor yang mengalami perubahan teknis dan/atau serta penggunaannya.
8. Badan hukum adalah badan (perkumpulan dan sebagainya) yang dalam hukum diakui sebagai subjek hukum yang dapat dilekatkan hak dan kewajiban hukum seperti perseroan, yayasan dan lembaga.
9. Alat-alat Berat dan Alat-alat Besar yang bergerak adalah alat-alat yang dalam operasinya menggunakan roda dan motor dan tidak melekat secara permanen.
10. Harga Pasaran Umum yang selanjutnya disingkat HPU adalah harga rata-rata yang diperoleh dari berbagai sumber data yang akurat.
11. Harga kosong adalah harga kendaraan bermotor dari pabrikan/agen penjualan termasuk Pajak Pertambahan Nilai.

12. Harga. . .

12. Harga isi adalah harga kendaraan bermotor dari pabrikan/agen penjualan termasuk Pajak Pertambahan Nilai, Bea Balik Nama Kendaraan Bermotor dan Pajak Kendaraan Bermotor.
13. Tahun pembuatan adalah tahun perakitan dan/atau tahun yang ditetapkan berdasarkan registrasi dan identifikasi oleh pihak yang berwenang.
14. Umur rangka/body adalah umur Kendaraan Bermotor di air yang dihitung dari tahun pembuatan rangka/body.
15. Umur motor adalah umur motor Kendaraan Bermotor di air yang dihitung dari tahun pembuatan.
16. Kereta gandengan adalah suatu alat yang dipergunakan untuk mengangkut barang yang seluruh bebannya ditumpu oleh alat itu sendiri dan dirancang untuk ditarik oleh kendaraan bermotor.
17. Daerah adalah Provinsi Sulawesi Tengah.
18. Pemerintah Daerah adalah Pemerintah Provinsi Sulawesi Tengah.
19. Gubernur adalah Gubernur Sulawesi Tengah.
20. Kepala Badan adalah Kepala Badan Pendapatan Daerah Provinsi Sulawesi Tengah.

BAB II

PENGHITUNGAN DASAR PENGENAAN PAJAK KENDARAAN BERMOTOR DAN BEA BALIK NAMA KENDARAAN BERMOTOR

Bagian Kesatu Kendaraan Bermotor

Pasal 2

- (1) Penghitungan dasar pengenaan PKB ditetapkan berdasarkan perkalian dari 2 (dua) unsur pokok yaitu :
 - a. NJKB; dan
 - b. bobot yang mencerminkan secara relatif tingkat kerusakan jalan dan/atau pencemaran lingkungan akibat penggunaan Kendaraan Bermotor.
- (2) NJKB sebagaimana dimaksud pada ayat (1) huruf a ditetapkan berdasarkan HPU atas suatu Kendaraan Bermotor pada minggu pertama bulan Desember Tahun 2018.
- (3) NJKB sebagaimana dimaksud pada ayat (2) tercantum dalam kolom 6 Lampiran I yang merupakan bagian tidak terpisahkan dari Peraturan Gubernur ini.

Pasal 3

- (1) Bobot sebagaimana dimaksud dalam Pasal 2 ayat (1) huruf b dinyatakan dalam koefisien yang nilainya 1 (satu) atau lebih besar dari 1 (satu).

(2) Koefisien . . .

- (2) Koefisien sama dengan 1 (satu) sebagaimana dimaksud pada ayat (1) berarti kerusakan jalan dan/atau pencemaran lingkungan oleh penggunaan Kendaraan Bermotor dianggap masih dalam batas toleransi.
- (3) Koefisien lebih besar dari 1 (satu) sebagaimana dimaksud pada ayat (1) berarti penggunaan Kendaraan Bermotor dianggap melewati batas toleransi.
- (4) Bobot sebagaimana dimaksud dalam Pasal 2 ayat (1) huruf b ditetapkan sebagai berikut :
 - a. Mobil penumpang roda tiga, Sepeda motor roda dua, dan Sepeda motor roda tiga, nilai koefisien sama dengan 1 (satu);
 - b. Sedan nilai koefisien sama dengan 1,025 (satu koma nol dua puluh lima);
 - c. Jeep dan Minibus nilai koefisien sama dengan 1,050 (satu koma nol lima puluh);
 - d. Blind van, Pick up dan Microbus nilai koefisien sama dengan 1,085 (satu koma nol delapan puluh lima);
 - e. Bus nilai koefisien sama dengan 1,1 (satu koma satu); dan
 - f. Light Truck dan Truck nilai koefisien sama dengan 1,3 (satu koma tiga).

Pasal 4

- (1) Dasar pengenaan PKB sebagaimana dimaksud dalam Pasal 2 ayat (1) sebagaimana tercantum dalam kolom 8 Lampiran I yang merupakan bagian tidak terpisahkan dari Peraturan Gubernur ini.
- (2) Khusus untuk Kendaraan Bermotor yang digunakan di luar jalan umum, dasar pengenaan PKB adalah NJKB.

Pasal 5

NJKB sebagaimana dimaksud dalam Pasal 2 ayat (3) dijadikan dasar pengenaan BBN-KB.

Pasal 6

- (1) Pengenaan PKB untuk Kendaraan Bermotor Angkutan Umum orang ditetapkan sebesar 30% (tiga puluh perseratus) dari dasar pengenaan PKB sebagaimana tercantum dalam kolom 8 Lampiran I yang merupakan bagian tidak terpisahkan dari Peraturan Gubernur ini.
- (2) Pengenaan BBN-KB untuk Kendaraan Bermotor Angkutan Umum orang ditetapkan sebesar 30% (tiga puluh perseratus) dari dasar pengenaan BBN-KB sebagaimana tercantum dalam kolom 6 Lampiran I yang merupakan bagian tidak terpisahkan dari Peraturan Gubernur ini.
- (3) Pengenaan PKB untuk Kendaraan Bermotor Angkutan Umum barang ditetapkan sebesar 50% (lima puluh perseratus) dari dasar pengenaan PKB sebagaimana tercantum dalam kolom 8 Lampiran I yang merupakan bagian tidak terpisahkan dari Peraturan Gubernur ini.

(4) Pengenaan . . .

- (4) Pengenaan BBN-KB untuk Kendaraan Bermotor Angkutan Umum barang ditetapkan sebesar 50% (lima puluh perseratus) dari dasar pengenaan BBN-KB sebagaimana tercantum dalam kolom 6 Lampiran I yang merupakan bagian tidak terpisahkan dari Peraturan Gubernur ini.
- (5) Pemberlakuan pengenaan PKB dan BBN-KB untuk Kendaraan Bermotor Angkutan Umum orang dan barang sebagaimana dimaksud pada ayat (1) sampai dengan ayat (4) hanya diberikan kepada Kendaraan Bermotor Angkutan Umum orang dan barang yang dimiliki oleh Badan Hukum Indonesia yang bergerak di bidang angkutan umum, memiliki izin penyelenggaraan angkutan umum dan buku uji kendaraan yang masih berlaku, kecuali kendaraan baru.

Pasal 7

- (1) Pengenaan PKB untuk Kendaraan Bermotor Angkutan Umum orang ditetapkan sebesar 70% (tujuh puluh perseratus) dari dasar pengenaan PKB sebagaimana tercantum dalam kolom 8 Lampiran I yang merupakan bagian tidak terpisahkan dari Peraturan Gubernur ini.
- (2) Pengenaan BBN-KB untuk Kendaraan Bermotor Angkutan Umum orang ditetapkan sebesar 70% (tujuh puluh perseratus) dari dasar pengenaan BBN-KB sebagaimana tercantum dalam kolom 6 Lampiran I yang merupakan bagian tidak terpisahkan dari Peraturan Gubernur ini.
- (3) Pemberlakuan pengenaan PKB dan BBN-KB untuk Kendaraan Bermotor Angkutan Umum orang sebagaimana dimaksud pada ayat (1) dan ayat (2) hanya diberikan kepada Kendaraan Bermotor Angkutan Umum orang yang dimiliki secara Perorangan yang melakukan daftar ulang/perpanjangan dan memiliki izin penyelenggaraan angkutan umum dan buku uji kendaraan yang masih berlaku.

Bagian Kedua

Kendaraan Bermotor Ubah Bentuk dan Ganti Mesin

Pasal 8

- (1) NJKB ubah bentuk sebagai dasar penghitungan PKB dan BBN-KB ditetapkan berdasarkan hasil penjumlahan NJKB dengan nilai jual ubah bentuk.
- (2) NJKB dan nilai jual ubah bentuk sebagaimana dimaksud pada ayat (1) tercantum dalam Lampiran I dan Lampiran II yang merupakan bagian tidak terpisahkan dari Peraturan Gubernur ini.
- (3) Kendaraan Bermotor yang mengalami ubah bentuk sehingga mengakibatkan NJKB tersebut bertambah, dipungut tambahan BBN-KB sebesar 12,5% (dua belas koma lima perseratus) dari :
 - a. selisih NJKB sebelum dan setelah mengalami ubah bentuk apabila tercantum dalam Tabel NJKB; dan

b. NJKB . . .

- b. NJKB Ubah bentuk, apabila Kendaraan Bermotor yang mengalami ubah bentuk tidak tercantum dalam Tabel NJKB.
- (4) Kendaraan Bermotor Ubah Bentuk lainnya yang nilai jualnya belum tercantum dalam Lampiran II ditetapkan oleh Gubernur.
- (5) Penetapan dasar pengenaan PKB dan BBNKB Truk Tronton yang berbentuk casis cabin ditambah ubah bentuk sesuai dengan jenis tercantum pada Lampiran II yang merupakan bagian tidak terpisahkan dari Peraturan Gubernur ini.

Pasal 9

- (1) Dasar pengenaan PKB bagi Kendaraan Bermotor yang mengalami penggantian mesin ditetapkan sama dengan sebelum mengalami penggantian mesin.
- (2) Dasar pengenaan tambahan BBN-KB bagi Kendaraan Bermotor yang mengalami penggantian mesin dipungut tambahan BBN-KB sebesar 12,5% (dua belas koma lima perseratus) dari Nilai Jual Mesin Pengganti.
- (3) Nilai Jual Mesin Pengganti sebagaimana dimaksud pada ayat (2) diatur dalam Lampiran yang merupakan bagian tidak terpisahkan dari Peraturan Gubernur ini.
- (4) Nilai Jual Mesin Pengganti sebagaimana dimaksud pada ayat (3) ditetapkan sesuai dengan ketentuan peraturan perundang-undangan.

Bagian Ketiga Kendaraan Bermotor yang Dioperasikan di Air

Pasal 10

- (1) Penghitungan dasar pengenaan PKB dan BBN-KB untuk Kendaraan Bermotor yang dioperasikan di air ditetapkan berdasarkan penjumlahan nilai jual rangka/*body* dan nilai jual motor penggerak kendaraan bermotor di air.
- (2) Nilai Jual untuk Kendaraan Bermotor yang dioperasikan di air sebagaimana dimaksud pada ayat (1) ditetapkan berdasarkan HPU atas suatu Kendaraan Bermotor yang dioperasikan di air pada minggu pertama bulan Desember Tahun 2018.
- (3) Nilai jual rangka/*body* Kendaraan Bermotor yang dioperasikan di air sebagaimana dimaksud pada ayat (1) dibedakan menurut jenis, isi kotor (GT/gross tonnage) antara GT 5 sampai dengan GT 7, fungsi, dan umur rangka/*body*.
- (4) Nilai jual motor penggerak Kendaraan Bermotor yang dioperasikan di air sebagaimana dimaksud pada ayat (1) dibedakan menurut daya kuda/horse power dan umur motor.
- (5) Dasar pengenaan PKB dan BBN-KB yang dioperasikan di air tercantum dalam Lampiran III yang merupakan bagian tidak terpisahkan dari Peraturan Gubernur ini.

Bagian . . .

Bagian Keempat
Alat-Alat Berat dan Alat-Alat Besar

Pasal 11

- (1) Penghitungan dasar pengenaan PKB dan BBN-KB untuk Kendaraan Bermotor Alat-alat Berat dan Alat-alat Besar ditetapkan berdasarkan NJKB Alat-alat Berat dan Alat-alat Besar.
- (2) NJKB Alat-alat Berat dan Alat-alat Besar sebagaimana dimaksud pada ayat (1) ditetapkan berdasarkan HPU atas suatu Kendaraan Bermotor Alat-alat Berat dan Alat-alat Besar.

Pasal 12

NJKB Alat-alat Berat dan Alat-alat Besar sebagaimana dimaksud dalam Pasal 11 ayat (2) dijadikan dasar pengenaan PKB dan BBN-KB.

BAB III
KETENTUAN LAIN-LAIN

Pasal 13

Gubernur melimpahkan kewenangan penghitungan dasar pengenaan PKB dan BBN-KB termasuk Alat-alat Berat dan Alat-alat Besar yang jenis, merek, tipe, NJKB dan nilai jual ubah bentuknya belum tercantum dalam Lampiran I dan Lampiran II ditetapkan dengan Keputusan Kepala Badan atas nama Gubernur.

Pasal 14

- (1) Penghitungan dasar pengenaan PKB dan BBN-KB untuk jenis, merek, type dan/atau tahun buatnya belum tercantum dalam Lampiran I dan Lampiran II Peraturan Gubernur ini, dengan ketentuan :
 - a. untuk tahun pembuatan terbaru :
 - 1) dalam hal diperoleh harga kosong nilai jualnya ditetapkan dengan pengurangan sebesar tarif Pajak Pertambahan Nilai; dan
 - 2) dalam hal diperoleh harga isi nilai jualnya ditetapkan dengan pengurangan sebesar tarif PKB ditambah tarif BBN-KB ditambah tarif Pertambahan Nilai.
 - b. untuk tahun pembuatan lebih tua, nilai jualnya ditetapkan berdasarkan HPU atau dengan membandingkan jenis, merek, type, isi silinder, dan tahun pembuatan dari negara produsen yang sama.
- (2) Jenis merek dan type dan/atau tahun buat yang telah tercantum dalam Lampiran Peraturan Gubernur ini, dengan ketentuan :
 - a. untuk tahun pembuatan lebih baru nilai jualnya ditetapkan dengan penambahan 5% (lima perseratus) setiap tahun dari nilai jual tahun sebelumnya;

b. untuk . . .

- b. untuk tahun pembuatan lebih tua, nilai jualnya ditetapkan berdasarkan nilai jual tahun pembuatan terakhir sebagaimana ditetapkan dalam Lampiran I Peraturan Gubernur ini dengan penurunan paling rendah 2% (dua perseratus) dan paling tinggi 5% (lima perseratus) disesuaikan dengan trend pemasaran atau HPU setempat; dan
 - c. apabila dimungkinkan trend pemasaran lebih banyak untuk tahun pembuatan lebih tua atau Tahun 2018 ke bawah, sebagaimana dimaksud pada huruf b, maka penurunannya 2% (dua perseratus) dan/atau disesuaikan dengan harga rata-rata yang diperoleh dari sumber yang akurat.
- (3) Penghitungan dasar pengenaan PKB dan BBN-KB sebagaimana dimaksud pada ayat (1) pelaksanaannya dilakukan oleh Kepala Badan.

Pasal 15

- (1) PKB Kereta Gandeng ditetapkan sebesar Rp. 500.000,- (lima ratus ribu rupiah).
- (2) Apabila PKB Kendaraan Bermotor penariknya lebih rendah dari PKB Kereta Gandeng sebagaimana dimaksud pada ayat (1), PKB Kereta Gandeng ditetapkan sebesar PKB kendaraan penariknya.

Pasal 16

Tarif PKB ditetapkan sebesar :

- a. 1,5% (satu koma lima perseratus) untuk kepemilikan pertama Kendaraan Motor pribadi dan Badan hukum;
- b. 1,0% (satu koma nol perseratus) untuk Kendaraan Bermotor Angkutan Umum;
- c. 0,5% (nol koma lima perseratus) untuk Kendaraan Bermotor ambulans, pemadam kebakaran, sosial keagamaan, lembaga sosial dan keagamaan, Instansi Pemerintah; dan
- d. 0,2% (nol koma dua perseratus) untuk Kendaraan Bermotor Alat-alat Berat dan Alat-alat Besar.

Pasal 17

- (1) Setiap orang pribadi yang memiliki Kendaraan Bermotor pribadi roda 2 (dua) 200 (dua ratus) cc ke atas dan/atau roda 4 (empat) lebih dari 1 (satu), kepemilikan kedua dan seterusnya dikenakan tarif secara progresif.
- (2) Kepemilikan Kendaraan Bermotor sebagaimana dimaksud pada ayat (1) didasarkan atas nama dan alamat yang sama.
- (3) Besarnya tarif progresif sebagaimana dimaksud pada ayat (1) ditetapkan sebagai berikut :
 - a. kepemilikan kedua sebesar 2% (dua perseratus);
 - b. kepemilikan ketiga sebesar 2,5% (dua koma lima perseratus);
 - c. kepemilikan . . .

- c. kepemilikan keempat sebesar 3% (tiga perseratus); dan
- d. kepemilikan kelima dan seterusnya sebesar 3,5% (tiga koma lima perseratus).

Pasal 18

- (1) Tarif BBN-KB ditetapkan sebesar :
 - a. 12,5% (dua belas koma lima perseratus) untuk penyerahan pertama; dan
 - b. 1% (satu perseratus) untuk penyerahan kedua dan seterusnya.
- (2) Khusus untuk Kendaraan Bermotor Alat-alat Berat dan Alat-alat Besar yang tidak menggunakan jalan umum tarif BBN-KB ditetapkan sebesar :
 - a. 0,75% (nol koma tujuh puluh lima perseratus) untuk penyerahan pertama; dan
 - b. 0,075% (nol koma nol tujuh puluh lima perseratus) untuk penyerahan kedua dan seterusnya.

Pasal 19

- (1) Kendaraan Bermotor Angkutan Umum orang dan Kendaraan Bermotor Angkutan Umum barang wajib berbadan hukum Indonesia sesuai dengan ketentuan Peraturan perundang-undangan.
- (2) Kendaraan Bermotor Angkutan Umum orang dan Kendaraan Bermotor Angkutan Umum barang yang dimiliki secara perorangan wajib diubah menjadi berbadan hukum Indonesia.

Pasal 20

- (1) Pelaksanaan Peraturan Gubernur ini diserahkan dan menjadi tugas serta tanggung jawab Kepala Badan.
- (2) Kepala Badan wajib melaporkan pelaksanaan tugas dan tanggung jawab sebagaimana dimaksud pada ayat (1) kepada Gubernur.

BAB IV KETENTUAN PENUTUP

Pasal 21

- (1) Peraturan Gubernur ini berlaku untuk penghitungan dasar pengenaan PKB dan BBN-KB sampai dalam jangka waktu tanggal 31 Desember 2019.
- (2) Pada saat Peraturan Gubernur ini mulai berlaku, Peraturan Gubernur Sulawesi Tengah Nomor 58 Tahun 2018 tentang Penghitungan Dasar Pengenaan Pajak Kendaraan Bermotor Dan Bea Balik Nama Kendaraan Bermotor Tahun 2018 (Berita Daerah Provinsi Sulawesi Tengah Tahun 2018 Nomor 664) dicabut dan dinyatakan tidak berlaku.

Pasal 22

Peraturan Gubernur ini mulai berlaku pada tanggal diundangkan.

Agar setiap orang mengetahuinya, memerintahkan pengundangan Peraturan Gubernur ini dengan penempatannya dalam Berita Daerah Provinsi Sulawesi Tengah.

Ditetapkan di Palu
pada tanggal 11 November 2019

GUBERNUR SULAWESI TENGAH,

ttd

LONGKI DJANGGOLA

Diundangkan di Palu
pada tanggal 11 November 2019


SEKRETARIS DAERAH
PROVINSI SULAWESI TENGAH,

ttd

MOHAMAD HIDAYAT

BERITA DAERAH PROVINSI SULAWESI TENGAH TAHUN 2019 NOMOR : 702

Salinan sesuai dengan aslinya
KEPALA BIRO HUKUM,


Dr. YOPIE, M.P., S.H., M.H.
Pembina Tk I, IV/b
NIP. 19780525 199703 1 001

LAMPIRAN I
PERATURAN GUBERNUR SULAWESI TENGAH
NOMOR TAHUN 2019
TENTANG
PENGHITUNGAN DASAR PENGENAAN PAJAK KENDARAAN BERMOTOR DAN BEA BALIK NAMA
KENDARAAN BERMOTOR TAHUN 2019

JENIS : MOBIL PENUMPANG - SEDAN

NO	KODING	JENIS	MEREK	TIPE	TH BUAT	BOBOT	NJKB	DP PKB
1	2	3	4	5	6	7	8	9
1	101001	SEDAN	ACADIAN	INVANDER	1980	1.025	6,400,000	6,560,000
2	101009	SEDAN	ALFA ROMEO	156BER 2000cc	2004	1.025	168,000,000	172,200,000
3	101009	SEDAN	ALFA ROMEO	156BER 2000cc	2003	1.025	152,000,000	155,800,000
4	101009	SEDAN	ALFA ROMEO	156BER 2000cc	2002	1.025	149,000,000	152,725,000
5	101009	SEDAN	ALFA ROMEO	156BER 2000cc	2001	1.025	145,000,000	148,625,000
6	101009	SEDAN	ALFA ROMEO	156BER 2000cc	2000	1.025	139,000,000	142,475,000
7	101009	SEDAN	ALFA ROMEO	156CA V6 2.4 V	2000	1.025	144,000,000	147,600,000
8	101009	SEDAN	ALFA ROMEO	166 3.0 L	2004	1.025	240,000,000	246,000,000
9	101009	SEDAN	ALFA ROMEO	166 3.0 L	2003	1.025	219,000,000	224,475,000
10	101009	SEDAN	ALFA ROMEO	166 3.0 L	2002	1.025	213,000,000	218,325,000
11	101009	SEDAN	ALFA ROMEO	166 3.0 L	2001	1.025	207,000,000	212,175,000
12	101009	SEDAN	ALFA ROMEO	A156 2.0 SPARK SALESSPEED	2007	1.025	246,000,000	252,150,000
13	101009	SEDAN	ALFA ROMEO	A156 2.0 SPARK SALESSPEED	2006	1.025	222,000,000	227,550,000
14	101009	SEDAN	ALFA ROMEO	A156 2.0 SPARK SALESSPEED	2005	1.025	196,000,000	200,900,000
15	101009	SEDAN	ALFA ROMEO	A156 2.0 SPARK SALESSPEED	2004	1.025	159,000,000	162,975,000
16	101009	SEDAN	ALFA ROMEO	A156 2.0 SPARK SALESSPEED	2003	1.025	145,000,000	148,625,000
17	101009	SEDAN	ALFA ROMEO	A156 2.0 SPARK SALESSPEED	2002	1.025	141,000,000	144,525,000
18	101009	SEDAN	ALFA ROMEO	A156 2.0 SPARK SALESSPEED	2001	1.025	138,000,000	141,450,000
19	101009	SEDAN	ALFA ROMEO	A156 2.0 SPARK SALESSPEED	2000	1.025	129,000,000	132,225,000
20	101009	SEDAN	ALFA ROMEO	A156 2.5 0-SYSTEM	2005	1.025	213,000,000	218,325,000
21	101009	SEDAN	ALFA ROMEO	A156 2.5L	2004	1.025	173,000,000	177,325,000
22	101009	SEDAN	ALFA ROMEO	A156 2.5L	2003	1.025	156,000,000	159,900,000
23	101009	SEDAN	ALFA ROMEO	A166 3.0 SPORTRONIC V 6	2007	1.025	329,000,000	337,225,000
24	101009	SEDAN	ALFA ROMEO	A166 3.0 SPORTRONIC V 6	2006	1.025	277,000,000	283,925,000
25	101009	SEDAN	ALFA ROMEO	A166 3.0 SPORTRONIC V 6	2005	1.025	250,000,000	256,250,000
26	101009	SEDAN	ALFA ROMEO	A166 3.0 SPORTRONIC V 6	2004	1.025	202,000,000	207,050,000
27	101009	SEDAN	ALFA ROMEO	A166 3.0 SPORTRONIC V 6	2003	1.025	173,000,000	177,325,000
28	101009	SEDAN	ALFA ROMEO	A166 3.0 SPORTRONIC V 6	2002	1.025	156,000,000	159,900,000
29	101009	SEDAN	ALFA ROMEO	ALFA ROMEO	1980	1.025	9,900,000	10,147,500
30	101009	SEDAN	ALFA ROMEO	ALFETTA GT	1980	1.025	8,400,000	8,610,000
31	101009	SEDAN	ALFA ROMEO	AR 1779cc	1980	1.025	9,900,000	10,147,500
32	101009	SEDAN	ALFA ROMEO	CELOCE	1980	1.025	8,400,000	8,610,000
33	101009	SEDAN	ALFA ROMEO	CT VELOCE BERLINA	1980	1.025	8,400,000	8,610,000
34	101009	SEDAN	ALFA ROMEO	GT JUNIOR 1.3	1980	1.025	8,400,000	8,610,000
35	101009	SEDAN	ALFA ROMEO	GT JUNIOR 1.6	1980	1.025	8,400,000	8,610,000
36	101009	SEDAN	ALFA ROMEO	GULIA SUPER 1.3	1980	1.025	9,900,000	10,147,500
37	101009	SEDAN	ALFA ROMEO	GULIA SUPER 1.6	1980	1.025	9,900,000	10,147,500
38	101009	SEDAN	ALFA ROMEO	MONTREAL	1980	1.025	9,900,000	10,147,500
39	101009	SEDAN	ALFA ROMEO	SPORT TRONIK 3.0	2000	1.025	132,000,000	135,300,000
40	101009	SEDAN	ALFA ROMEO	SPORT TRONIK 3000cc	2007	1.025	329,000,000	337,225,000
41	101009	SEDAN	ALFA ROMEO	SPORT TRONIK 3000cc	2006	1.025	277,000,000	283,925,000
42	101009	SEDAN	ALFA ROMEO	SPORT TRONIK 3000cc	2005	1.025	250,000,000	256,250,000
43	101009	SEDAN	ALFA ROMEO	SPORT TRONIK 3000cc	2004	1.025	202,000,000	207,050,000
44	101009	SEDAN	ALFA ROMEO	SPORT TRONIK 3000cc	2003	1.025	173,000,000	177,325,000
45	101009	SEDAN	ALFA ROMEO	SPORT TRONIK 3000cc	2002	1.025	156,000,000	159,900,000
46	101009	SEDAN	ALFA ROMEO	SPORT TRONIK 3000cc	2001	1.025	140,000,000	143,500,000
47	101024	SEDAN	ASTON MARTIN	DB11 AT	2019	1.025	6,800,000,000	6,970,000,000
48	101024	SEDAN	ASTON MARTIN	DB11 V8 AT	2019	1.025	4,600,000,000	4,715,000,000
49	101024	SEDAN	ASTON MARTIN	DB11 V8 AT	2018	1.025	4,370,000,000	4,479,250,000
50	101024	SEDAN	ASTON MARTIN	DB7 VANTAGE	2003	1.025	1,174,000,000	1,203,350,000
51	101024	SEDAN	ASTON MARTIN	DB7 VANTAGE	2002	1.025	1,095,000,000	1,122,375,000
52	101024	SEDAN	ASTON MARTIN	DB9	2007	1.025	1,856,000,000	1,902,400,000
53	101024	SEDAN	ASTON MARTIN	DB9 VOLANTE MT	2005	1.025	1,009,000,000	1,034,225,000
54	101024	SEDAN	ASTON MARTIN	DBS	2019	1.025	3,150,000,000	3,228,750,000
55	101024	SEDAN	ASTON MARTIN	DBS 4X2 AT	2010	1.025	5,074,000,000	5,200,850,000
56	101024	SEDAN	ASTON MARTIN	VANQUISH 6.0 AT	2019	1.025	8,114,000,000	8,316,850,000
57	101024	SEDAN	ASTON MARTIN	VANQUISH 6.0 AT	2018	1.025	7,709,000,000	7,901,725,000
58	101024	SEDAN	ASTON MARTIN	VANQUISH V12	2005	1.025	2,241,000,000	2,297,025,000
59	101024	SEDAN	ASTON MARTIN	VANTAGE	2019	1.025	2,151,000,000	2,204,775,000
60	101024	SEDAN	ASTON MARTIN	VANTAGE	2010	1.025	1,184,000,000	1,213,600,000
61	101024	SEDAN	ASTON MARTIN	VIRAGE	2011	1.025	3,098,000,000	3,175,450,000
62	101027	SEDAN	AUDI	A3 1.6 AT	2007	1.025	183,000,000	187,575,000
63	101027	SEDAN	AUDI	A3 1.6 AT	2006	1.025	164,000,000	168,100,000
64	101027	SEDAN	AUDI	A3 1.6 AT	2005	1.025	149,000,000	152,725,000
65	101027	SEDAN	AUDI	A3 1.6 MT	2006	1.025	151,000,000	154,775,000
66	101027	SEDAN	AUDI	A3 1.6 MT	2005	1.025	139,000,000	142,475,000
67	101027	SEDAN	AUDI	A3 1.6 MT	2004	1.025	121,000,000	124,025,000
68	101027	SEDAN	AUDI	A3 1.8 AT	2004	1.025	158,000,000	161,950,000
69	101027	SEDAN	AUDI	A3 1.8 AT	2003	1.025	147,000,000	150,675,000
70	101027	SEDAN	AUDI	A3 1.8 AT	2002	1.025	133,000,000	136,325,000
71	101027	SEDAN	AUDI	A3 1.8 AT	2001	1.025	125,000,000	128,125,000
72	101027	SEDAN	AUDI	A3 1.8 TURBO AT	2003	1.025	132,000,000	135,300,000
73	101027	SEDAN	AUDI	A3 1.8 TURBO AT	2002	1.025	112,000,000	114,800,000
74	101027	SEDAN	AUDI	A3 2.0 AT	2004	1.025	149,000,000	152,725,000
75	101027	SEDAN	AUDI	A3 2.0 FSi SPORT DSG	2005	1.025	240,000,000	246,000,000
76	101027	SEDAN	AUDI	A3 2.0 FSi TIPTRONIC	2007	1.025	233,000,000	238,825,000
77	101027	SEDAN	AUDI	A3 2.0 FSi TIPTRONIC	2006	1.025	201,000,000	206,025,000

NO	KODING	JENIS	MEREK	TIPE	TH BUAT	BOBOT	NJKB	DP PKB
1	2	3	4	5	6	7	8	9
78	101027	SEDAN	AUDI	A3 2.0 FSI TIPTRONIC	2005	1.025	180,000,000	184,500,000
79	101027	SEDAN	AUDI	A3 2.0 FSI TIPTRONIC	2004	1.025	154,000,000	157,850,000
80	101027	SEDAN	AUDI	A3 2.0 SPORTBACK FSi	2009	1.025	366,000,000	375,150,000
81	101027	SEDAN	AUDI	A3 2.0 SPORTBACK FSi	2008	1.025	346,000,000	354,650,000
82	101027	SEDAN	AUDI	A3 2.0 SPORTBACK FSi	2007	1.025	228,000,000	233,700,000
83	101027	SEDAN	AUDI	A3 2.0 SPORTBACK FSi	2006	1.025	197,000,000	201,925,000
84	101027	SEDAN	AUDI	A3 2.0 SPORTBACK FSi	2005	1.025	176,000,000	180,400,000
85	101027	SEDAN	AUDI	A4 1.6 AT	2004	1.025	139,000,000	142,475,000
86	101027	SEDAN	AUDI	A4 1.6 AT	2003	1.025	130,000,000	133,250,000
87	101027	SEDAN	AUDI	A4 1.6 AT	2002	1.025	127,000,000	130,175,000
88	101027	SEDAN	AUDI	A4 1.6 AT	2001	1.025	124,000,000	127,100,000
89	101027	SEDAN	AUDI	A4 1.8 AT	2012	1.025	443,000,000	454,075,000
90	101027	SEDAN	AUDI	A4 1.8 AT	2011	1.025	422,000,000	432,550,000
91	101027	SEDAN	AUDI	A4 1.8 AT	2004	1.025	164,000,000	168,100,000
92	101027	SEDAN	AUDI	A4 1.8 MT	2003	1.025	133,000,000	136,325,000
93	101027	SEDAN	AUDI	A4 1.8 MT	2002	1.025	119,000,000	121,975,000
94	101027	SEDAN	AUDI	A4 1.8 MT	2001	1.025	107,000,000	109,675,000
95	101027	SEDAN	AUDI	A4 1.8 SPECIAL EDITION	2004	1.025	194,000,000	198,850,000
96	101027	SEDAN	AUDI	A4 1.8 SPECIAL EDITION	2003	1.025	183,000,000	187,575,000
97	101027	SEDAN	AUDI	A4 1.8 SPECIAL EDITION	2002	1.025	177,000,000	181,425,000
98	101027	SEDAN	AUDI	A4 1.8 SPECIAL EDITION	2001	1.025	174,000,000	178,350,000
99	101027	SEDAN	AUDI	A4 1.8 T FSi	2012	1.025	475,000,000	486,875,000
100	101027	SEDAN	AUDI	A4 1.8 T FSi	2011	1.025	470,000,000	481,750,000
101	101027	SEDAN	AUDI	A4 1.8 T FSi	2010	1.025	465,000,000	476,625,000
102	101027	SEDAN	AUDI	A4 1.8 T FSi	2009	1.025	460,000,000	471,500,000
103	101027	SEDAN	AUDI	A4 1.8 T FSi	2008	1.025	436,000,000	446,900,000
104	101027	SEDAN	AUDI	A4 1.8 T FSi	2007	1.025	289,000,000	296,225,000
105	101027	SEDAN	AUDI	A4 1.8 T FSi	2006	1.025	167,000,000	171,175,000
106	101027	SEDAN	AUDI	A4 2.0 MULTITRONIC	2009	1.025	421,000,000	431,525,000
107	101027	SEDAN	AUDI	A4 2.0 MULTITRONIC	2008	1.025	370,000,000	379,250,000
108	101027	SEDAN	AUDI	A4 2.0 MULTITRONIC	2007	1.025	287,000,000	294,175,000
109	101027	SEDAN	AUDI	A4 2.0 MULTITRONIC	2006	1.025	251,000,000	257,275,000
110	101027	SEDAN	AUDI	A4 2.0 MULTITRONIC	2005	1.025	213,000,000	218,325,000
111	101027	SEDAN	AUDI	A4 2.0 MULTITRONIC	2004	1.025	165,000,000	169,125,000
112	101027	SEDAN	AUDI	A4 2.0 SPECIAL EDITION	2004	1.025	174,000,000	178,350,000
113	101027	SEDAN	AUDI	A4 2.0 SPECIAL EDITION	2003	1.025	157,000,000	160,925,000
114	101027	SEDAN	AUDI	A4 2.0 SPECIAL EDITION	2002	1.025	153,000,000	156,825,000
115	101027	SEDAN	AUDI	A4 2.0 SPECIAL EDITION	2001	1.025	149,000,000	152,725,000
116	101027	SEDAN	AUDI	A4 2.0 STANDART	2004	1.025	168,000,000	172,200,000
117	101027	SEDAN	AUDI	A4 2.0 STANDART	2003	1.025	152,000,000	155,800,000
118	101027	SEDAN	AUDI	A4 2.0 STANDART	2002	1.025	149,000,000	152,725,000
119	101027	SEDAN	AUDI	A4 2.0 STANDART	2001	1.025	143,000,000	146,575,000
120	101027	SEDAN	AUDI	A4 2.0 TURBO FSi	2008	1.025	408,000,000	418,200,000
121	101027	SEDAN	AUDI	A4 2.0 TURBO FSi	2007	1.025	365,000,000	374,125,000
122	101027	SEDAN	AUDI	A4 2.0 TURBO FSi	2006	1.025	310,000,000	317,750,000
123	101027	SEDAN	AUDI	A4 2.0 TURBO FSi	2005	1.025	272,000,000	278,800,000
124	101027	SEDAN	AUDI	A4 2.0 XENON	2004	1.025	171,000,000	175,275,000
125	101027	SEDAN	AUDI	A4 2.0 XENON	2003	1.025	145,000,000	148,625,000
126	101027	SEDAN	AUDI	A4 2.0 XENON	2002	1.025	127,000,000	130,175,000
127	101027	SEDAN	AUDI	A4 2.4 CABBRIOLET	2005	1.025	440,000,000	451,000,000
128	101027	SEDAN	AUDI	A4 2.4 CABBRIOLET	2004	1.025	346,000,000	354,650,000
129	101027	SEDAN	AUDI	A4 2.4 MULTITRONIC	2005	1.025	272,000,000	278,800,000
130	101027	SEDAN	AUDI	A4 2.4 MULTITRONIC	2004	1.025	211,000,000	216,275,000
131	101027	SEDAN	AUDI	A4 2.4 MULTITRONIC	2003	1.025	198,000,000	202,950,000
132	101027	SEDAN	AUDI	A4 2.4 MULTITRONIC	2002	1.025	186,000,000	190,650,000
133	101027	SEDAN	AUDI	A4 2.600cc	1997	1.025	88,000,000	90,200,000
134	101027	SEDAN	AUDI	A4 2.6 V6 TIPTRONIC	2003	1.025	163,000,000	167,075,000
135	101027	SEDAN	AUDI	A4 2.6 V6 TIPTRONIC	2002	1.025	159,000,000	162,975,000
136	101027	SEDAN	AUDI	A4 2.6 V6 TIPTRONIC	2001	1.025	156,000,000	159,900,000
137	101027	SEDAN	AUDI	A4 2.6 V6 TIPTRONIC	2000	1.025	140,000,000	143,500,000
138	101027	SEDAN	AUDI	A4 2.6 V6 TIPTRONIC	1999	1.025	115,000,000	117,875,000
139	101027	SEDAN	AUDI	A4 2.6 V6 TIPTRONIC	1998	1.025	98,000,000	100,450,000
140	101027	SEDAN	AUDI	A4 2.6 V6 TIPTRONIC	1997	1.025	83,000,000	85,075,000
141	101027	SEDAN	AUDI	A4 2.6 V6 TIPTRONIC	1996	1.025	70,000,000	71,750,000
142	101027	SEDAN	AUDI	A4 3.0 TDi QUATTRO AVANT	2005	1.025	291,000,000	298,275,000
143	101027	SEDAN	AUDI	A4 DTM QUATTRO	2005	1.025	310,000,000	317,750,000
144	101027	SEDAN	AUDI	A5 2.0	2010	1.025	610,000,000	625,250,000
145	101027	SEDAN	AUDI	A5 3.2 FSi QUATTRO	2012	1.025	945,000,000	968,625,000
146	101027	SEDAN	AUDI	A5 3.2 FSi QUATTRO	2011	1.025	936,000,000	959,400,000
147	101027	SEDAN	AUDI	A5 3.2 FSi QUATTRO	2010	1.025	926,000,000	949,150,000
148	101027	SEDAN	AUDI	A5 3.2 FSi QUATTRO	2009	1.025	917,000,000	939,925,000
149	101027	SEDAN	AUDI	A5 3.2 FSi QUATTRO	2008	1.025	870,000,000	891,750,000
150	101027	SEDAN	AUDI	A6 2.0 AT CKD	2011	1.025	662,000,000	678,550,000
151	101027	SEDAN	AUDI	A6 2.0 AVANT T FSi	2010	1.025	702,000,000	719,550,000
152	101027	SEDAN	AUDI	A6 2.0 AVANT T FSi	2009	1.025	667,000,000	683,675,000
153	101027	SEDAN	AUDI	A6 2.0 AVANT T FSi	2008	1.025	581,000,000	595,525,000
154	101027	SEDAN	AUDI	A6 2.0 T FSi MULTITRONIC	2012	1.025	662,000,000	678,550,000
155	101027	SEDAN	AUDI	A6 2.0 T FSi MULTITRONIC	2011	1.025	655,000,000	671,375,000
156	101027	SEDAN	AUDI	A6 2.0 T FSi MULTITRONIC	2010	1.025	648,000,000	664,200,000
157	101027	SEDAN	AUDI	A6 2.0 T FSi MULTITRONIC	2009	1.025	642,000,000	658,050,000
158	101027	SEDAN	AUDI	A6 2.0 T FSi MULTITRONIC	2008	1.025	588,000,000	602,700,000
159	101027	SEDAN	AUDI	A6 2.0 T FSi S-LINE	2011	1.025	774,000,000	793,350,000
160	101027	SEDAN	AUDI	A6 2.0 T FSi S-LINE	2010	1.025	698,000,000	715,450,000
161	101027	SEDAN	AUDI	A6 2.0 T FSi S-LINE	2009	1.025	663,000,000	679,575,000
162	101027	SEDAN	AUDI	A6 2.0 T FSi S-LINE	2008	1.025	609,000,000	624,225,000
163	101027	SEDAN	AUDI	A6 2.4	2003	1.025	232,000,000	237,800,000
164	101027	SEDAN	AUDI	A6 2.4	2002	1.025	227,000,000	232,675,000
165	101027	SEDAN	AUDI	A6 2.4L	2008	1.025	497,000,000	509,425,000

NO	KODING	JENIS	MEREK	TIPE	TH BUAT	BOBOT	NJKB	DP PKB
1	2	3	4	5	6	7	8	9
166	101027	SEDAN	AUDI	A6 2.4L	2007	1.025	471,000,000	482,775,000
167	101027	SEDAN	AUDI	A6 2.4L	2006	1.025	421,000,000	431,525,000
168	101027	SEDAN	AUDI	A6 2.4 L AT	2005	1.025	388,000,000	397,700,000
169	101027	SEDAN	AUDI	A6 2.4 MT	2005	1.025	305,000,000	312,625,000
170	101027	SEDAN	AUDI	A6 2.4 MT	2004	1.025	257,000,000	263,425,000
171	101027	SEDAN	AUDI	A6 2.4 MULTITRONIC	2007	1.025	458,000,000	469,450,000
172	101027	SEDAN	AUDI	A6 2.4 MULTITRONIC	2006	1.025	421,000,000	431,525,000
173	101027	SEDAN	AUDI	A6 2.4 MULTITRONIC	2005	1.025	390,000,000	399,750,000
174	101027	SEDAN	AUDI	A6 2.8 AT	2006	1.025	444,000,000	455,100,000
175	101027	SEDAN	AUDI	A6 2.8 AT	2005	1.025	398,000,000	407,950,000
176	101027	SEDAN	AUDI	A6 2.8 AT	2004	1.025	311,000,000	318,775,000
177	101027	SEDAN	AUDI	A6 2.8 AT	2003	1.025	236,000,000	241,900,000
178	101027	SEDAN	AUDI	A6 2.8 AT	2002	1.025	233,000,000	238,825,000
179	101027	SEDAN	AUDI	A6 2.8 Fsi AT	2012	1.025	812,000,000	832,300,000
180	101027	SEDAN	AUDI	A6 2.8 MT	2003	1.025	231,000,000	236,775,000
181	101027	SEDAN	AUDI	A6 2.8 MT	2002	1.025	224,000,000	229,600,000
182	101027	SEDAN	AUDI	A6 2.8 MT	2001	1.025	217,000,000	222,425,000
183	101027	SEDAN	AUDI	A6 2.8 V6 FSI QUATTRO	2010	1.025	815,000,000	835,375,000
184	101027	SEDAN	AUDI	A6 2.8 V6 FSI QUATTRO	2009	1.025	774,000,000	793,350,000
185	101027	SEDAN	AUDI	A6 2.8 V6 FSI QUATTRO	2008	1.025	675,000,000	691,875,000
186	101027	SEDAN	AUDI	A6 3.0L	2006	1.025	489,000,000	501,225,000
187	101027	SEDAN	AUDI	A6 3.0 MT	2005	1.025	410,000,000	420,250,000
188	101027	SEDAN	AUDI	A6 3.0 MT	2004	1.025	334,000,000	342,350,000
189	101027	SEDAN	AUDI	A6 3.0 MT	2003	1.025	307,000,000	314,675,000
190	101027	SEDAN	AUDI	A6 3.0 MT	2002	1.025	300,000,000	307,500,000
191	101027	SEDAN	AUDI	A6 3.0 MULTITRONIC	2007	1.025	526,000,000	539,150,000
192	101027	SEDAN	AUDI	A6 3.0 MULTITRONIC	2006	1.025	485,000,000	497,125,000
193	101027	SEDAN	AUDI	A6 3.0 MULTITRONIC	2005	1.025	434,000,000	444,850,000
194	101027	SEDAN	AUDI	A6 3.0 QUATTRO	2007	1.025	556,000,000	569,900,000
195	101027	SEDAN	AUDI	A6 3.0 QUATTRO	2006	1.025	512,000,000	524,800,000
196	101027	SEDAN	AUDI	A6 3.0 QUATTRO	2005	1.025	433,000,000	443,825,000
197	101027	SEDAN	AUDI	A6 3.0 QUATTRO	2004	1.025	328,000,000	336,200,000
198	101027	SEDAN	AUDI	A6 3.0 QUATTRO	2003	1.025	282,000,000	289,050,000
199	101027	SEDAN	AUDI	A6 RS 6	2007	1.025	1,218,000,000	1,248,450,000
200	101027	SEDAN	AUDI	A6 RS 6	2006	1.025	1,122,000,000	1,150,050,000
201	101027	SEDAN	AUDI	A6 RS 6	2005	1.025	1,005,000,000	1,030,125,000
202	101027	SEDAN	AUDI	A8 2.8 T FSI	2010	1.025	1,411,000,000	1,446,275,000
203	101027	SEDAN	AUDI	A8 2.8 T FSI	2009	1.025	1,340,000,000	1,373,500,000
204	101027	SEDAN	AUDI	A8 2.8 T FSI	2008	1.025	1,236,000,000	1,266,900,000
205	101027	SEDAN	AUDI	A8 3.0L AT	2012	1.025	1,638,000,000	1,678,950,000
206	101027	SEDAN	AUDI	A8 3.0L AT	2011	1.025	1,605,000,000	1,645,125,000
207	101027	SEDAN	AUDI	A8 3.0 L MULTITRONIC	2005	1.025	765,000,000	784,125,000
208	101027	SEDAN	AUDI	A8 3.0 L MULTITRONIC	2004	1.025	500,000,000	512,500,000
209	101027	SEDAN	AUDI	A8 3.0 MULTITRONIC	2008	1.025	1,244,000,000	1,275,100,000
210	101027	SEDAN	AUDI	A8 3.0 MULTITRONIC	2007	1.025	1,047,000,000	1,073,175,000
211	101027	SEDAN	AUDI	A8 3.0 MULTITRONIC	2006	1.025	965,000,000	989,125,000
212	101027	SEDAN	AUDI	A8 3.0 MULTITRONIC	2005	1.025	865,000,000	886,625,000
213	101027	SEDAN	AUDI	A8 3.0 QUATTRO	2005	1.025	825,000,000	845,625,000
214	101027	SEDAN	AUDI	A8 4.2 L	2004	1.025	764,000,000	783,100,000
215	101027	SEDAN	AUDI	A8 4.2 L QUATTRO	2007	1.025	1,484,000,000	1,521,100,000
216	101027	SEDAN	AUDI	A8 4.2 L QUATTRO	2006	1.025	1,424,000,000	1,459,600,000
217	101027	SEDAN	AUDI	A8 4.2 L QUATTRO	2005	1.025	1,000,000,000	1,025,000,000
218	101027	SEDAN	AUDI	A8 L 4.2 QUATTRO	2010	1.025	1,678,000,000	1,719,950,000
219	101027	SEDAN	AUDI	A8 L 4.2 QUATTRO	2009	1.025	1,594,000,000	1,633,850,000
220	101027	SEDAN	AUDI	A8 L 4.2 QUATTRO	2008	1.025	1,534,000,000	1,572,350,000
221	101027	SEDAN	AUDI	R 8 5.2 4X4 AT	2012	1.025	4,410,000,000	4,520,250,000
222	101027	SEDAN	AUDI	R 8 5.2 4X4 AT	2011	1.025	4,176,000,000	4,280,400,000
223	101027	SEDAN	AUDI	R 8 5.2 4X4 AT	2010	1.025	3,355,000,000	3,438,875,000
224	101027	SEDAN	AUDI	R 8 5.2 QUATTRO R-TRONIC	2012	1.025	4,410,000,000	4,520,250,000
225	101027	SEDAN	AUDI	R 8 5.2 QUATTRO R-TRONIC	2011	1.025	4,176,000,000	4,280,400,000
226	101027	SEDAN	AUDI	R 8 5.2 QUATTRO R-TRONIC	2010	1.025	3,355,000,000	3,438,875,000
227	101027	SEDAN	AUDI	R 8 5.2 SPYDER AT	2012	1.025	4,410,000,000	4,520,250,000
228	101027	SEDAN	AUDI	R 8 5.2 SPYDER AT	2011	1.025	4,176,000,000	4,280,400,000
229	101027	SEDAN	AUDI	R 8 5.2 SPYDER AT	2010	1.025	3,355,000,000	3,438,875,000
230	101027	SEDAN	AUDI	R 8 AT	2010	1.025	3,355,000,000	3,438,875,000
231	101027	SEDAN	AUDI	R 8 AT	2009	1.025	3,187,000,000	3,266,675,000
232	101027	SEDAN	AUDI	RS6 MULTITRONIK	2004	1.025	306,000,000	313,650,000
233	101027	SEDAN	AUDI	S4 AVANT	2001	1.025	248,000,000	254,200,000
234	101027	SEDAN	AUDI	S4 AVANT 3.0	2010	1.025	973,000,000	997,325,000
235	101027	SEDAN	AUDI	TT 1.8 COUPE	2005	1.025	358,000,000	366,950,000
236	101027	SEDAN	AUDI	TT 1.8 TURBO TIPTRONIC	2008	1.025	610,000,000	625,250,000
237	101027	SEDAN	AUDI	TT 1.8 TURBO TIPTRONIC	2007	1.025	485,000,000	497,125,000
238	101027	SEDAN	AUDI	TT 1.8 TURBO TIPTRONIC	2006	1.025	447,000,000	458,175,000
239	101027	SEDAN	AUDI	TT 1.8 TURBO TIPTRONIC	2005	1.025	352,000,000	360,800,000
240	101027	SEDAN	AUDI	TT 1.8 TURBO TIPTRONIC	2004	1.025	278,000,000	284,950,000
241	101027	SEDAN	AUDI	TT 1.8 TURBO TIPTRONIC	2003	1.025	238,000,000	243,950,000
242	101027	SEDAN	AUDI	TT 1.8 TURBO TIPTRONIC	2002	1.025	201,000,000	206,025,000
243	101027	SEDAN	AUDI	TT 1.8 TURBO TIPTRONIC	2001	1.025	174,000,000	178,350,000
244	101027	SEDAN	AUDI	TT 2.0	2010	1.025	731,000,000	749,275,000
245	101027	SEDAN	AUDI	TT 2.0 T FSI S-TRONIC	2012	1.025	808,000,000	828,200,000
246	101027	SEDAN	AUDI	TT 2.0 T FSI S-TRONIC	2011	1.025	783,000,000	802,575,000
247	101027	SEDAN	AUDI	TT 2.0 T FSI S-TRONIC	2010	1.025	731,000,000	749,275,000
248	101027	SEDAN	AUDI	TT 2.0 T FSI S-TRONIC	2009	1.025	694,000,000	711,350,000
249	101027	SEDAN	AUDI	TT 2.0 T FSI S-TRONIC	2008	1.025	612,000,000	627,300,000
250	101027	SEDAN	AUDI	TT 3.2 QUATTRO	2009	1.025	1,067,000,000	1,093,675,000
251	101027	SEDAN	AUDI	TT 3.2 QUATTRO	2008	1.025	929,000,000	952,225,000
252	101027	SEDAN	AUDI	TT RS 2.5	2010	1.025	988,000,000	1,012,700,000
253	101027	SEDAN	AUDI	TTS COUPE	2010	1.025	731,000,000	749,275,000

NO	KODING	JENIS	MEREK	TIPE	TH BUAT	BOBOT	NJKB	DP PKB
1	2	3	4	5	6	7	8	9
254	101029	SEDAN	AUSTIN	50 SEVEN	1980	1.025	10,000,000	10,250,000
255	101029	SEDAN	AUSTIN	850	1980	1.025	10,000,000	10,250,000
256	101029	SEDAN	AUSTIN	A 100	1980	1.025	10,000,000	10,250,000
257	101029	SEDAN	AUSTIN	A 100	1978	1.025	10,000,000	10,250,000
258	101029	SEDAN	AUSTIN	A 1100	1980	1.025	10,000,000	10,250,000
259	101029	SEDAN	AUSTIN	A 1300	1980	1.025	10,000,000	10,250,000
260	101029	SEDAN	AUSTIN	A 1800	1980	1.025	10,000,000	10,250,000
261	101029	SEDAN	AUSTIN	A 30	1980	1.025	10,000,000	10,250,000
262	101029	SEDAN	AUSTIN	A 40	1980	1.025	10,000,000	10,250,000
263	101029	SEDAN	AUSTIN	A 60	1980	1.025	10,000,000	10,250,000
264	101029	SEDAN	AUSTIN	A 70	1980	1.025	10,000,000	10,250,000
265	101029	SEDAN	AUSTIN	A 90	1980	1.025	10,000,000	10,250,000
266	101029	SEDAN	AUSTIN	AXXL2IN	1980	1.025	10,000,000	10,250,000
267	101029	SEDAN	AUSTIN	MAXI 1700i	1980	1.025	10,000,000	10,250,000
268	101029	SEDAN	AUSTIN	MINI	1980	1.025	10,000,000	10,250,000
269	101029	SEDAN	AUSTIN	MINI CUPE 1200	1980	1.025	10,000,000	10,250,000
270	101029	SEDAN	AUSTIN	SALOON 850	1980	1.025	10,000,000	10,250,000
271	101029	SEDAN	AUSTIN	SAXXL2IN	2005	1.025	369,000,000	378,225,000
272	101029	SEDAN	AUSTIN	SAXXL2IN	2004	1.025	313,000,000	320,825,000
273	101029	SEDAN	AUSTIN	SAXXL2IN	2003	1.025	230,000,000	235,750,000
274	101029	SEDAN	AUSTIN	SAXXL2IN	2002	1.025	210,000,000	215,250,000
275	101040	SEDAN	BAZ ZHIGU	BAZ ZHIGU	1980	1.025	10,000,000	10,250,000
276	101042	SEDAN	BEIJET	CONTESSA	1980	1.025	10,000,000	10,250,000
277	101047	SEDAN	BENTLEY	ARNAGE 6.75L AT	2008	1.025	3,093,000,000	3,170,325,000
278	101047	SEDAN	BENTLEY	ARNAGE 6.75L AT	2007	1.025	2,449,000,000	2,510,225,000
279	101047	SEDAN	BENTLEY	ARNAGE 6.75L AT	2006	1.025	2,017,000,000	2,067,425,000
280	101047	SEDAN	BENTLEY	ARNAGE 6.75L AT	2005	1.025	1,479,000,000	1,515,975,000
281	101047	SEDAN	BENTLEY	ARNAGE / GREEN LABEL	2003	1.025	1,366,000,000	1,400,150,000
282	101047	SEDAN	BENTLEY	ARNAGE / GREEN LABEL	2002	1.025	1,210,000,000	1,240,250,000
283	101047	SEDAN	BENTLEY	ARNAGE / GREEN LABEL	2001	1.025	1,092,000,000	1,119,300,000
284	101047	SEDAN	BENTLEY	ARNAGE / GREEN LABEL	2000	1.025	1,080,000,000	1,107,000,000
285	101047	SEDAN	BENTLEY	ARNAGE T 6.75 V8	2010	1.025	4,769,000,000	4,888,225,000
286	101047	SEDAN	BENTLEY	ARNAGE T 6.75 V8	2009	1.025	4,531,000,000	4,644,275,000
287	101047	SEDAN	BENTLEY	ARNAGE T 6.75 V8	2008	1.025	3,949,000,000	4,047,725,000
288	101047	SEDAN	BENTLEY	ARNAGE T 6.75 V8	2007	1.025	3,516,000,000	3,603,900,000
289	101047	SEDAN	BENTLEY	ARNAGE T 6.75 V8	2006	1.025	2,985,000,000	3,059,625,000
290	101047	SEDAN	BENTLEY	ARNAGE T 6.75 V8	2005	1.025	2,761,000,000	2,830,025,000
291	101047	SEDAN	BENTLEY	ARNAGE V8 TWIN TURBO / RED LABEL	2004	1.025	1,194,000,000	1,223,850,000
292	101047	SEDAN	BENTLEY	ARNAGE V8 TWIN TURBO / RED LABEL	2003	1.025	1,092,000,000	1,119,300,000
293	101047	SEDAN	BENTLEY	ARNAGE V8 TWIN TURBO / RED LABEL	2002	1.025	1,053,000,000	1,079,325,000
294	101047	SEDAN	BENTLEY	ARNAGE V8 TWIN TURBO / RED LABEL	2001	1.025	976,000,000	1,000,400,000
295	101047	SEDAN	BENTLEY	BROOKLAND	2005	1.025	2,317,000,000	2,374,925,000
296	101047	SEDAN	BENTLEY	BROOKLAND	1997	1.025	295,000,000	302,375,000
297	101047	SEDAN	BENTLEY	BROOKLAND	1996	1.025	265,000,000	271,625,000
298	101047	SEDAN	BENTLEY	CGT	2010	1.025	3,861,000,000	3,957,525,000
299	101047	SEDAN	BENTLEY	CONTINENTAL	2006	1.025	1,179,000,000	1,208,475,000
300	101047	SEDAN	BENTLEY	CONTINENTAL FS 6.0	2010	1.025	4,212,000,000	4,317,300,000
301	101047	SEDAN	BENTLEY	CONTINENTAL GT	2010	1.025	3,861,000,000	3,957,525,000
302	101047	SEDAN	BENTLEY	CONTINENTAL GT	2009	1.025	3,668,000,000	3,759,700,000
303	101047	SEDAN	BENTLEY	CONTINENTAL GT	2006	1.025	1,701,000,000	1,743,525,000
304	101047	SEDAN	BENTLEY	CONTINENTAL GT 6.0 W12	2012	1.025	4,064,000,000	4,165,600,000
305	101047	SEDAN	BENTLEY	CONTINENTAL GT 6.0 W12	2011	1.025	3,983,000,000	4,082,575,000
306	101047	SEDAN	BENTLEY	CONTINENTAL GT 6.0 W12	2010	1.025	3,668,000,000	3,759,700,000
307	101047	SEDAN	BENTLEY	CONTINENTAL GT 6.0 W12	2009	1.025	3,485,000,000	3,572,125,000
308	101047	SEDAN	BENTLEY	CONTINENTAL GT 6.0 W12	2008	1.025	3,197,000,000	3,276,925,000
309	101047	SEDAN	BENTLEY	CONTINENTAL GT 6.0 W12	2007	1.025	2,848,000,000	2,919,200,000
310	101047	SEDAN	BENTLEY	CONTINENTAL GT 6.0 W12	2006	1.025	2,480,000,000	2,542,000,000
311	101047	SEDAN	BENTLEY	CONTINENTAL GT 6.0 W12	2005	1.025	2,119,000,000	2,171,975,000
312	101047	SEDAN	BENTLEY	FLYING SPUR	2006	1.025	1,694,000,000	1,736,350,000
313	101047	SEDAN	BENTLEY	FLYING SPUR	2005	1.025	1,380,000,000	1,414,500,000
314	101047	SEDAN	BENTLEY	FLYING SPUR 6.0 W12	2012	1.025	4,223,000,000	4,328,575,000
315	101047	SEDAN	BENTLEY	FLYING SPUR 6.0 W12	2011	1.025	4,139,000,000	4,242,475,000
316	101047	SEDAN	BENTLEY	FLYING SPUR 6.0 W12	2010	1.025	4,001,000,000	4,101,025,000
317	101047	SEDAN	BENTLEY	FLYING SPUR 6.0 W12	2009	1.025	3,801,000,000	3,896,025,000
318	101047	SEDAN	BENTLEY	FLYING SPUR 6.0 W12	2008	1.025	3,617,000,000	3,707,425,000
319	101047	SEDAN	BENTLEY	FLYING SPUR 6.0 W12	2007	1.025	3,086,000,000	3,163,150,000
320	101047	SEDAN	BENTLEY	FLYING SPUR 6.0 W12	2006	1.025	2,462,000,000	2,523,550,000
321	101047	SEDAN	BENTLEY	FLYING SPUR 6.0 W12	2005	1.025	2,169,000,000	2,223,225,000
322	101047	SEDAN	BENTLEY	MULSANNE AT	2011	1.025	5,927,000,000	6,075,175,000
323	101047	SEDAN	BENTLEY	NEW ARNAGE R	2005	1.025	2,613,000,000	2,678,325,000
324	101047	SEDAN	BENTLEY	TURBO GT	2002	1.025	468,000,000	479,700,000
325	101047	SEDAN	BENTLEY	TURBO RT MILLIONER	2001	1.025	586,000,000	600,650,000
326	101051	SEDAN	BIMANTARA	CAKRA AT	1999	1.025	36,000,000	36,900,000
327	101051	SEDAN	BIMANTARA	CAKRA AT	1998	1.025	34,000,000	34,850,000
328	101051	SEDAN	BIMANTARA	CAKRA AT	1997	1.025	29,000,000	29,725,000
329	101051	SEDAN	BIMANTARA	CAKRA AT	1996	1.025	27,000,000	27,675,000
330	101051	SEDAN	BIMANTARA	CAKRA MT	2000	1.025	40,000,000	41,000,000
331	101051	SEDAN	BIMANTARA	CAKRA MT	1999	1.025	36,000,000	36,900,000
332	101051	SEDAN	BIMANTARA	CAKRA MT	1998	1.025	33,000,000	33,825,000
333	101051	SEDAN	BIMANTARA	CAKRA MT	1997	1.025	29,000,000	29,725,000
334	101051	SEDAN	BIMANTARA	CAKRA MT	1996	1.025	26,000,000	26,650,000
335	101051	SEDAN	BIMANTARA	NENGGALA AT	1999	1.025	34,000,000	34,850,000
336	101051	SEDAN	BIMANTARA	NENGGALA AT	1998	1.025	32,000,000	32,800,000
337	101051	SEDAN	BIMANTARA	NENGGALA AT	1997	1.025	30,000,000	30,750,000
338	101051	SEDAN	BIMANTARA	NENGGALA AT	1996	1.025	28,000,000	28,700,000
339	101051	SEDAN	BIMANTARA	NENGGALA MT	1999	1.025	34,000,000	34,850,000
340	101051	SEDAN	BIMANTARA	NENGGALA MT	1998	1.025	32,000,000	32,800,000
341	101051	SEDAN	BIMANTARA	NENGGALA MT	1997	1.025	28,000,000	28,700,000

NO	KODING	JENIS	MEREK	TIPE	TH BUAT	BOBOT	NJKB	DP PKB
1	2	3	4	5	6	7	8	9
342	101051	SEDAN	BIMANTARA	NENGALA MT	1996	1.025	25,000,000	25,625,000
343	101054	SEDAN	BMW	116i 5 DOORS AT	2011	1.025	479,000,000	490,975,000
344	101054	SEDAN	BMW	116i AT	2009	1.025	302,000,000	309,550,000
345	101054	SEDAN	BMW	116i AT	2008	1.025	260,000,000	266,500,000
346	101054	SEDAN	BMW	116i AT	2007	1.025	258,000,000	264,450,000
347	101054	SEDAN	BMW	116i AT	2006	1.025	238,000,000	243,950,000
348	101054	SEDAN	BMW	116i MT	2007	1.025	217,000,000	222,425,000
349	101054	SEDAN	BMW	116i MT	2006	1.025	202,000,000	207,050,000
350	101054	SEDAN	BMW	118i HATCHBACK	2010	1.025	512,000,000	524,800,000
351	101054	SEDAN	BMW	120i AT	2009	1.025	368,000,000	377,200,000
352	101054	SEDAN	BMW	120i AT	2008	1.025	317,000,000	324,925,000
353	101054	SEDAN	BMW	120i AT	2007	1.025	314,000,000	321,850,000
354	101054	SEDAN	BMW	120i AT	2006	1.025	270,000,000	276,750,000
355	101054	SEDAN	BMW	120i AT	2005	1.025	219,000,000	224,475,000
356	101054	SEDAN	BMW	120i MT	2006	1.025	225,000,000	230,625,000
357	101054	SEDAN	BMW	120i STEPTRONIC	2005	1.025	263,000,000	269,575,000
358	101054	SEDAN	BMW	125i COUPE	2012	1.025	647,000,000	663,175,000
359	101054	SEDAN	BMW	125i COUPE	2011	1.025	634,000,000	649,850,000
360	101054	SEDAN	BMW	125i COUPE	2010	1.025	608,000,000	623,200,000
361	101054	SEDAN	BMW	135i COUPE AT	2010	1.025	735,000,000	753,375,000
362	101054	SEDAN	BMW	1500	1980	1.025	11,000,000	11,275,000
363	101054	SEDAN	BMW	1700	1980	1.025	11,000,000	11,275,000
364	101054	SEDAN	BMW	1800	1980	1.025	11,000,000	11,275,000
365	101054	SEDAN	BMW	2000	1981	1.025	15,000,000	15,375,000
366	101054	SEDAN	BMW	2000	1980	1.025	9,500,000	9,737,500
367	101054	SEDAN	BMW	2000 - 2 PINTU	1981	1.025	15,000,000	15,375,000
368	101054	SEDAN	BMW	2000 - 2 PINTU	1980	1.025	9,500,000	9,737,500
369	101054	SEDAN	BMW	2500	1980	1.025	11,000,000	11,275,000
370	101054	SEDAN	BMW	2800	1983	1.025	19,000,000	19,475,000
371	101054	SEDAN	BMW	2800	1982	1.025	18,000,000	18,450,000
372	101054	SEDAN	BMW	2800	1981	1.025	16,000,000	16,400,000
373	101054	SEDAN	BMW	2800	1980	1.025	9,500,000	9,737,500
374	101054	SEDAN	BMW	3000	1980	1.025	12,000,000	12,300,000
375	101054	SEDAN	BMW	30 S	1980	1.025	11,000,000	11,275,000
376	101054	SEDAN	BMW	316 I Eks SINGAPORE	1996	1.025	75,000,000	76,875,000
377	101054	SEDAN	BMW	318i A, E46, M43	2005	1.025	273,000,000	279,825,000
378	101054	SEDAN	BMW	318i A, E46, M43	2004	1.025	193,000,000	197,825,000
379	101054	SEDAN	BMW	318i A, E46, M43	2003	1.025	179,000,000	183,475,000
380	101054	SEDAN	BMW	318i A, E46, M43	2002	1.025	176,000,000	180,400,000
381	101054	SEDAN	BMW	318i A, E46, M43	2001	1.025	170,000,000	174,250,000
382	101054	SEDAN	BMW	318i A, E46, M43	2000	1.025	159,000,000	162,975,000
383	101054	SEDAN	BMW	318i A, E46, M43	1999	1.025	107,000,000	109,675,000
384	101054	SEDAN	BMW	318i A, E46, M43	1998	1.025	95,000,000	97,375,000
385	101054	SEDAN	BMW	318i A, E46, M43	1997	1.025	87,000,000	89,175,000
386	101054	SEDAN	BMW	318i A, E46, M43	1996	1.025	81,000,000	83,025,000
387	101054	SEDAN	BMW	318 i E 30, M 10 MT	1997	1.025	85,000,000	87,125,000
388	101054	SEDAN	BMW	318 i E 30, M 10 MT	1996	1.025	75,000,000	76,875,000
389	101054	SEDAN	BMW	318 i E 30, M 10 MT	1995	1.025	65,000,000	66,625,000
390	101054	SEDAN	BMW	318 i E 30, M 10 MT	1994	1.025	48,000,000	49,200,000
391	101054	SEDAN	BMW	318 i E 30, M 10 MT	1993	1.025	45,000,000	46,125,000
392	101054	SEDAN	BMW	318 i E 30, M 10 MT	1992	1.025	40,000,000	41,000,000
393	101054	SEDAN	BMW	318 i E 30, M 10 MT	1991	1.025	36,000,000	36,900,000
394	101054	SEDAN	BMW	318 i E 30, M 10 MT	1990	1.025	30,000,000	30,750,000
395	101054	SEDAN	BMW	318 i E 30, M 10 MT	1989	1.025	22,000,000	22,550,000
396	101054	SEDAN	BMW	318 i E 30, M 10 MT	1988	1.025	20,000,000	20,500,000
397	101054	SEDAN	BMW	318 i E 30, M 10 MT	1987	1.025	18,000,000	18,450,000
398	101054	SEDAN	BMW	318 i E 30, M 10 MT	1986	1.025	17,000,000	17,425,000
399	101054	SEDAN	BMW	318 i E 30, M 10 MT	1985	1.025	16,000,000	16,400,000
400	101054	SEDAN	BMW	318 i E 30, M 10 MT	1984	1.025	15,000,000	15,375,000
401	101054	SEDAN	BMW	318 i E30, M 40 AT	1992	1.025	35,000,000	35,875,000
402	101054	SEDAN	BMW	318 i E30, M 40 AT	1991	1.025	30,000,000	30,750,000
403	101054	SEDAN	BMW	318 i E30, M 40 AT	1990	1.025	26,000,000	26,650,000
404	101054	SEDAN	BMW	318 i E30, M 40 AT	1989	1.025	25,000,000	25,625,000
405	101054	SEDAN	BMW	318 i E30, M 40 MT	1991	1.025	32,000,000	32,800,000
406	101054	SEDAN	BMW	318 i E30, M 40 MT	1990	1.025	26,000,000	26,650,000
407	101054	SEDAN	BMW	318 i E30, M 40 MT	1989	1.025	25,000,000	25,625,000
408	101054	SEDAN	BMW	318 i E30, M 40 MT	1988	1.025	24,000,000	24,600,000
409	101054	SEDAN	BMW	318 i E30, M 40 MT	1987	1.025	23,000,000	23,575,000
410	101054	SEDAN	BMW	318 i E 36, M 40 AT 1800cc	1994	1.025	54,000,000	55,350,000
411	101054	SEDAN	BMW	318 i E 36, M 40 AT 1800cc	1993	1.025	49,000,000	50,225,000
412	101054	SEDAN	BMW	318 i E 36, M 40 AT 1800cc	1992	1.025	43,000,000	44,075,000
413	101054	SEDAN	BMW	318 i E 36, M 40 AT 1800cc	1991	1.025	39,000,000	39,975,000
414	101054	SEDAN	BMW	318 i E 36, M 40 AT 1800cc	1990	1.025	33,000,000	33,825,000
415	101054	SEDAN	BMW	318 i E 36, M 40 AT 1800cc	1989	1.025	26,000,000	26,650,000
416	101054	SEDAN	BMW	318 i E 36, M 40 AT 1800cc	1988	1.025	25,000,000	25,625,000
417	101054	SEDAN	BMW	318 i E 36, M 40 AT 1800cc	1987	1.025	24,000,000	24,600,000
418	101054	SEDAN	BMW	318 i E 36, M 40 AT 1800cc	1986	1.025	23,000,000	23,575,000
419	101054	SEDAN	BMW	318 i E 36, M 40 MT 1800cc	1994	1.025	49,000,000	50,225,000
420	101054	SEDAN	BMW	318 i E 36, M 40 MT 1800cc	1993	1.025	46,000,000	47,150,000
421	101054	SEDAN	BMW	318 i E 36, M 40 MT 1800cc	1992	1.025	41,000,000	42,025,000
422	101054	SEDAN	BMW	318 i E 36, M 40 MT 1800cc	1991	1.025	37,000,000	37,925,000
423	101054	SEDAN	BMW	318 i E 36, M 40 MT 1800cc	1990	1.025	31,000,000	31,775,000
424	101054	SEDAN	BMW	318 i E 36, M 40 MT 1800cc	1989	1.025	25,000,000	25,625,000
425	101054	SEDAN	BMW	318 i E 36, M 40 MT 1800cc	1988	1.025	24,000,000	24,600,000
426	101054	SEDAN	BMW	318 i E 36, M 40 MT 1800cc	1987	1.025	23,000,000	23,575,000
427	101054	SEDAN	BMW	318 i E 36, M 40 MT 1800cc	1986	1.025	22,000,000	22,550,000
428	101054	SEDAN	BMW	318i E36 M43 AT	2000	1.025	128,000,000	131,200,000
429	101054	SEDAN	BMW	318i E36 M43 AT	1999	1.025	110,000,000	112,750,000

NO	KODING	JENIS	MEREK	TIPE	TH BUAT	BOBOT	NJKB	DP PKB
1	2	3	4	5	6	7	8	9
430	101054	SEDAN	BMW	318i E36 M43 AT	1998	1.025	95,000,000	97,375,000
431	101054	SEDAN	BMW	318i E36 M43 MT	2000	1.025	134,000,000	137,350,000
432	101054	SEDAN	BMW	318i E36 M43 MT	1999	1.025	96,000,000	98,400,000
433	101054	SEDAN	BMW	318i E36 M43 MT	1998	1.025	86,000,000	88,150,000
434	101054	SEDAN	BMW	318i E36 M43 MT	1997	1.025	78,000,000	79,950,000
435	101054	SEDAN	BMW	318i E36 M43 MT	1996	1.025	73,000,000	74,825,000
436	101054	SEDAN	BMW	318i E36 M43 MT	1995	1.025	68,000,000	69,700,000
437	101054	SEDAN	BMW	318i E36 M43 MT	1994	1.025	62,000,000	63,550,000
438	101054	SEDAN	BMW	318i E36 M43 MT	1993	1.025	56,000,000	57,400,000
439	101054	SEDAN	BMW	318i E36 M43 MT	1992	1.025	48,000,000	49,200,000
440	101054	SEDAN	BMW	318i LIFE STYLE AT	2005	1.025	267,000,000	273,675,000
441	101054	SEDAN	BMW	320 (4 CYL)	1981	1.025	19,000,000	19,475,000
442	101054	SEDAN	BMW	320 (4 CYL)	1980	1.025	10,000,000	10,250,000
443	101054	SEDAN	BMW	320 C	1989	1.025	34,000,000	34,850,000
444	101054	SEDAN	BMW	320 C	1988	1.025	30,000,000	30,750,000
445	101054	SEDAN	BMW	320 C	1987	1.025	27,000,000	27,675,000
446	101054	SEDAN	BMW	320 C	1986	1.025	25,000,000	25,625,000
447	101054	SEDAN	BMW	320Ci AT	2003	1.025	319,000,000	326,975,000
448	101054	SEDAN	BMW	320Ci AT	2002	1.025	290,000,000	297,250,000
449	101054	SEDAN	BMW	320 COUPE CD CONVERTIBLE	2005	1.025	220,000,000	225,500,000
450	101054	SEDAN	BMW	320D	2019	1.025	626,000,000	641,650,000
451	101054	SEDAN	BMW	320D	2018	1.025	595,000,000	609,875,000
452	101054	SEDAN	BMW	320D	2017	1.025	566,000,000	580,150,000
453	101054	SEDAN	BMW	320D CKD A/T	2019	1.025	626,000,000	641,650,000
454	101054	SEDAN	BMW	320D CKD A/T	2018	1.025	595,000,000	609,875,000
455	101054	SEDAN	BMW	320D CKD A/T	2017	1.025	566,000,000	580,150,000
456	101054	SEDAN	BMW	320D CKD A/T	2016	1.025	538,000,000	551,450,000
457	101054	SEDAN	BMW	320i AT	1998	1.025	69,000,000	70,725,000
458	101054	SEDAN	BMW	320i AT	1997	1.025	68,000,000	69,700,000
459	101054	SEDAN	BMW	320i AT	1996	1.025	66,000,000	67,650,000
460	101054	SEDAN	BMW	320i AT	1995	1.025	64,000,000	65,600,000
461	101054	SEDAN	BMW	320i AT	1994	1.025	63,000,000	64,575,000
462	101054	SEDAN	BMW	320i AT	1993	1.025	57,000,000	58,425,000
463	101054	SEDAN	BMW	320i AT	1992	1.025	51,000,000	52,275,000
464	101054	SEDAN	BMW	320i AT E90 CKD	2012	1.025	467,000,000	478,675,000
465	101054	SEDAN	BMW	320i AT E90 CKD	2011	1.025	458,000,000	469,450,000
466	101054	SEDAN	BMW	320i AT E90 CKD	2010	1.025	427,000,000	437,675,000
467	101054	SEDAN	BMW	320i AT E90 CKD	2009	1.025	409,000,000	419,225,000
468	101054	SEDAN	BMW	320i AT E90 CKD	2008	1.025	372,000,000	381,300,000
469	101054	SEDAN	BMW	320i AT E90 CKD	2007	1.025	354,000,000	362,850,000
470	101054	SEDAN	BMW	320i AT E90 CKD	2006	1.025	303,000,000	310,575,000
471	101054	SEDAN	BMW	320i AT E90 CKD	2005	1.025	280,000,000	287,000,000
472	101054	SEDAN	BMW	320i CKD A/T	2019	1.025	627,000,000	642,675,000
473	101054	SEDAN	BMW	320i CKD A/T	2018	1.025	596,000,000	610,900,000
474	101054	SEDAN	BMW	320i CKD A/T	2017	1.025	567,000,000	581,175,000
475	101054	SEDAN	BMW	320i COUPE AT	2012	1.025	700,000,000	717,500,000
476	101054	SEDAN	BMW	320i COUPE AT	2011	1.025	686,000,000	703,150,000
477	101054	SEDAN	BMW	320i COUPE AT	2010	1.025	632,000,000	647,800,000
478	101054	SEDAN	BMW	320i COUPE AT	2009	1.025	620,000,000	635,500,000
479	101054	SEDAN	BMW	320i COUPE AT	2008	1.025	605,000,000	620,125,000
480	101054	SEDAN	BMW	320i EXECUTIVE AT	2012	1.025	530,000,000	543,250,000
481	101054	SEDAN	BMW	320i EXECUTIVE AT	2011	1.025	519,000,000	531,975,000
482	101054	SEDAN	BMW	320i EXECUTIVE AT	2010	1.025	490,000,000	502,250,000
483	101054	SEDAN	BMW	320i EXECUTIVE AT	2009	1.025	458,000,000	469,450,000
484	101054	SEDAN	BMW	320i EXECUTIVE AT	2008	1.025	395,000,000	404,875,000
485	101054	SEDAN	BMW	320i EXECUTIVE AT	2007	1.025	391,000,000	400,775,000
486	101054	SEDAN	BMW	320i EXECUTIVE AT	2006	1.025	340,000,000	348,500,000
487	101054	SEDAN	BMW	320i EXECUTIVE AT	2005	1.025	292,000,000	299,300,000
488	101054	SEDAN	BMW	320i GRAN TURISMO A/T	2019	1.025	717,000,000	734,925,000
489	101054	SEDAN	BMW	320i GRAN TURISMO A/T	2018	1.025	682,000,000	699,050,000
490	101054	SEDAN	BMW	320i GRAN TURISMO A/T	2017	1.025	648,000,000	664,200,000
491	101054	SEDAN	BMW	320i M50 AT	1996	1.025	49,000,000	50,225,000
492	101054	SEDAN	BMW	320i M50 MT	1996	1.025	48,000,000	49,200,000
493	101054	SEDAN	BMW	320i M50 MT	1995	1.025	46,000,000	47,150,000
494	101054	SEDAN	BMW	320i M50 MT	1994	1.025	43,000,000	44,075,000
495	101054	SEDAN	BMW	320i M50 MT	1993	1.025	42,000,000	43,050,000
496	101054	SEDAN	BMW	320i M52 E 36 VANOS AT	1996	1.025	50,000,000	51,250,000
497	101054	SEDAN	BMW	320i M52 E 36 VANOS AT	1995	1.025	49,000,000	50,225,000
498	101054	SEDAN	BMW	320i M52 E 36 VANOS MT	1996	1.025	49,000,000	50,225,000
499	101054	SEDAN	BMW	320i M52 E 36 VANOS MT	1995	1.025	46,000,000	47,150,000
500	101054	SEDAN	BMW	320i MT 1998cc	1998	1.025	73,000,000	74,825,000
501	101054	SEDAN	BMW	320i MT 1998cc	1997	1.025	72,000,000	73,800,000
502	101054	SEDAN	BMW	320i MT 1998cc	1996	1.025	69,000,000	70,725,000
503	101054	SEDAN	BMW	320i MT 1998cc	1995	1.025	68,000,000	69,700,000
504	101054	SEDAN	BMW	320i MT 1998cc	1994	1.025	61,000,000	62,525,000
505	101054	SEDAN	BMW	320i MT 1998cc	1993	1.025	55,000,000	56,375,000
506	101054	SEDAN	BMW	320i N20 CKD A/T	2018	1.025	636,000,000	651,900,000
507	101054	SEDAN	BMW	320i N20 CKD A/T	2017	1.025	629,000,000	644,725,000
508	101054	SEDAN	BMW	320i N20 CKD A/T	2012	1.025	545,000,000	558,625,000
509	101054	SEDAN	BMW	320i N20 CKD A/T	2011	1.025	518,000,000	530,950,000
510	101054	SEDAN	BMW	320 i SALOON	1989	1.025	37,000,000	37,925,000
511	101054	SEDAN	BMW	320 i SALOON	1988	1.025	33,000,000	33,825,000
512	101054	SEDAN	BMW	320 i SALOON	1987	1.025	30,000,000	30,750,000
513	101054	SEDAN	BMW	320 i SALOON	1986	1.025	26,000,000	26,650,000
514	101054	SEDAN	BMW	320 i SALOON	1985	1.025	24,000,000	24,600,000
515	101054	SEDAN	BMW	320 i SALOON	1984	1.025	23,500,000	24,087,500
516	101054	SEDAN	BMW	320 i SALOON	1983	1.025	22,500,000	23,062,500
517	101054	SEDAN	BMW	320 i SALOON	1982	1.025	21,000,000	21,525,000

NO	KODING	JENIS	MEREK	TIPE	TH BUAT	BOBOT	NJKB	DP PKB
1	2	3	4	5	6	7	8	9
518	101054	SEDAN	BMW	320i STEPTRONIC	2005	1.025	261,000,000	267,525,000
519	101054	SEDAN	BMW	323i AT	2004	1.025	165,000,000	169,125,000
520	101054	SEDAN	BMW	323i AT	2003	1.025	147,000,000	150,675,000
521	101054	SEDAN	BMW	323i AT	2002	1.025	140,000,000	143,500,000
522	101054	SEDAN	BMW	323i AT	2001	1.025	135,000,000	138,375,000
523	101054	SEDAN	BMW	323i AT	2000	1.025	130,000,000	133,250,000
524	101054	SEDAN	BMW	323i AT	1999	1.025	105,000,000	107,625,000
525	101054	SEDAN	BMW	323i AT	1998	1.025	99,000,000	101,475,000
526	101054	SEDAN	BMW	323i AT	1997	1.025	94,000,000	96,350,000
527	101054	SEDAN	BMW	323i AT	1996	1.025	88,000,000	90,200,000
528	101054	SEDAN	BMW	323i C AT	2003	1.025	229,000,000	234,725,000
529	101054	SEDAN	BMW	323i C AT	2002	1.025	206,000,000	211,150,000
530	101054	SEDAN	BMW	323i C AT	2001	1.025	185,000,000	189,625,000
531	101054	SEDAN	BMW	323i C AT	2000	1.025	176,000,000	180,400,000
532	101054	SEDAN	BMW	323i MT	2004	1.025	158,000,000	161,950,000
533	101054	SEDAN	BMW	323i MT	2003	1.025	140,000,000	143,500,000
534	101054	SEDAN	BMW	323i MT	2002	1.025	135,000,000	138,375,000
535	101054	SEDAN	BMW	323i MT	2001	1.025	129,000,000	132,225,000
536	101054	SEDAN	BMW	323i MT	2000	1.025	125,000,000	128,125,000
537	101054	SEDAN	BMW	323i MT	1999	1.025	99,000,000	101,475,000
538	101054	SEDAN	BMW	323i MT	1998	1.025	94,000,000	96,350,000
539	101054	SEDAN	BMW	323i MT	1997	1.025	89,000,000	91,225,000
540	101054	SEDAN	BMW	323i MT	1996	1.025	82,000,000	84,050,000
541	101054	SEDAN	BMW	323i RHD	1985	1.025	29,000,000	29,725,000
542	101054	SEDAN	BMW	323i RHD	1984	1.025	28,000,000	28,700,000
543	101054	SEDAN	BMW	323i RHD	1983	1.025	27,000,000	27,675,000
544	101054	SEDAN	BMW	323i RHD	1982	1.025	26,000,000	26,650,000
545	101054	SEDAN	BMW	323i RHD	1981	1.025	25,000,000	25,625,000
546	101054	SEDAN	BMW	323i RHD	1980	1.025	23,000,000	23,575,000
547	101054	SEDAN	BMW	323i RHD	1979	1.025	22,000,000	22,550,000
548	101054	SEDAN	BMW	325 C i AT	2004	1.025	288,000,000	295,200,000
549	101054	SEDAN	BMW	325 C i AT	2003	1.025	246,000,000	252,150,000
550	101054	SEDAN	BMW	325 C i AT	2002	1.025	207,000,000	212,175,000
551	101054	SEDAN	BMW	325 C i AT	2001	1.025	177,000,000	181,425,000
552	101054	SEDAN	BMW	325 C i AT	1995	1.025	125,000,000	128,125,000
553	101054	SEDAN	BMW	325 Ci COUPE RHD AT	2003	1.025	370,000,000	379,250,000
554	101054	SEDAN	BMW	325 Ci COUPE RHD AT	2002	1.025	346,000,000	354,650,000
555	101054	SEDAN	BMW	325 Ci COUPE RHD AT	2001	1.025	327,000,000	335,175,000
556	101054	SEDAN	BMW	325 C i MT	1995	1.025	128,000,000	131,200,000
557	101054	SEDAN	BMW	325i	1988	1.025	49,000,000	50,225,000
558	101054	SEDAN	BMW	325i	1987	1.025	43,000,000	44,075,000
559	101054	SEDAN	BMW	325i	1986	1.025	38,000,000	38,950,000
560	101054	SEDAN	BMW	325i A E 46 M 54	2003	1.025	167,000,000	171,175,000
561	101054	SEDAN	BMW	325i A E 46 M 54	2002	1.025	152,000,000	155,800,000
562	101054	SEDAN	BMW	325i AT	2012	1.025	593,000,000	607,825,000
563	101054	SEDAN	BMW	325i AT	2011	1.025	581,000,000	595,525,000
564	101054	SEDAN	BMW	325i AT	2010	1.025	550,000,000	563,750,000
565	101054	SEDAN	BMW	325i AT	2009	1.025	523,000,000	536,075,000
566	101054	SEDAN	BMW	325i AT	2008	1.025	452,000,000	463,300,000
567	101054	SEDAN	BMW	325i AT	2007	1.025	437,000,000	447,925,000
568	101054	SEDAN	BMW	325i AT	2006	1.025	296,000,000	303,400,000
569	101054	SEDAN	BMW	325i AT	2005	1.025	288,000,000	295,200,000
570	101054	SEDAN	BMW	325i AT	2004	1.025	213,000,000	218,325,000
571	101054	SEDAN	BMW	325i AT	2003	1.025	178,000,000	182,450,000
572	101054	SEDAN	BMW	325i AT	2002	1.025	162,000,000	166,050,000
573	101054	SEDAN	BMW	325i AT	2001	1.025	153,000,000	156,825,000
574	101054	SEDAN	BMW	325 i C AT	2003	1.025	308,000,000	315,700,000
575	101054	SEDAN	BMW	325 i C AT	2002	1.025	288,000,000	295,200,000
576	101054	SEDAN	BMW	325 i C AT	2001	1.025	274,000,000	280,850,000
577	101054	SEDAN	BMW	325 i C AT	2000	1.025	266,000,000	272,650,000
578	101054	SEDAN	BMW	325i CONVERTIBLE	2011	1.025	1,034,000,000	1,059,850,000
579	101054	SEDAN	BMW	325i CONVERTIBLE	2010	1.025	948,000,000	971,700,000
580	101054	SEDAN	BMW	325i CONVERTIBLE	2009	1.025	928,000,000	951,200,000
581	101054	SEDAN	BMW	325i CONVERTIBLE	2008	1.025	809,000,000	829,225,000
582	101054	SEDAN	BMW	325i COUPE	2010	1.025	735,000,000	753,375,000
583	101054	SEDAN	BMW	325i COUPE	2009	1.025	720,000,000	738,000,000
584	101054	SEDAN	BMW	325i COUPE	2008	1.025	627,000,000	642,675,000
585	101054	SEDAN	BMW	328 i AT RHD	1996	1.025	201,000,000	206,025,000
586	101054	SEDAN	BMW	328i C AT	2003	1.025	281,000,000	288,025,000
587	101054	SEDAN	BMW	328i C AT	2002	1.025	276,000,000	282,900,000
588	101054	SEDAN	BMW	328i C AT	2001	1.025	271,000,000	277,775,000
589	101054	SEDAN	BMW	328i C AT	2000	1.025	266,000,000	272,650,000
590	101054	SEDAN	BMW	328Li AT COUPE	2001	1.025	213,000,000	218,325,000
591	101054	SEDAN	BMW	328Li AT COUPE	2000	1.025	200,000,000	205,000,000
592	101054	SEDAN	BMW	330 Ci AT	2005	1.025	416,000,000	426,400,000
593	101054	SEDAN	BMW	330 Ci AT	2004	1.025	320,000,000	328,000,000
594	101054	SEDAN	BMW	330 Ci AT	2003	1.025	288,000,000	295,200,000
595	101054	SEDAN	BMW	330 Ci AT	2002	1.025	266,000,000	272,650,000
596	101054	SEDAN	BMW	330 Ci AT	2001	1.025	235,000,000	240,875,000
597	101054	SEDAN	BMW	330 Ci AT	2000	1.025	225,000,000	230,625,000
598	101054	SEDAN	BMW	330i A (CBU)	2003	1.025	236,000,000	241,900,000
599	101054	SEDAN	BMW	330i AT	2007	1.025	463,000,000	474,575,000
600	101054	SEDAN	BMW	330i AT	2006	1.025	416,000,000	426,400,000
601	101054	SEDAN	BMW	330i AT	2005	1.025	365,000,000	374,125,000
602	101054	SEDAN	BMW	330i AT	2004	1.025	267,000,000	273,675,000
603	101054	SEDAN	BMW	330i CKD A/T	2019	1.025	766,000,000	785,150,000
604	101054	SEDAN	BMW	330i CKD A/T	2018	1.025	728,000,000	746,200,000
605	101054	SEDAN	BMW	330i CKD A/T	2017	1.025	692,000,000	709,300,000

NO	KODING	JENIS	MERЕК	TIPE	TH BUAT	BOBOT	NJKB	DP PKB
1	2	3	4	5	6	7	8	9
606	101054	SEDAN	BMW	330i COUPE	2010	1.025	949,000,000	972,725,000
607	101054	SEDAN	BMW	330i COUPE	2009	1.025	929,000,000	952,225,000
608	101054	SEDAN	BMW	330i COUPE	2008	1.025	810,000,000	830,250,000
609	101054	SEDAN	BMW	330i E46 AT	2005	1.025	365,000,000	374,125,000
610	101054	SEDAN	BMW	330i E46 AT	2004	1.025	267,000,000	273,675,000
611	101054	SEDAN	BMW	335i COUPE AT	2012	1.025	988,000,000	1,012,700,000
612	101054	SEDAN	BMW	335i COUPE AT	2011	1.025	979,000,000	1,003,475,000
613	101054	SEDAN	BMW	335i COUPE AT	2010	1.025	884,000,000	906,100,000
614	101054	SEDAN	BMW	340i LIMOUSINE A/T	2019	1.025	951,000,000	974,775,000
615	101054	SEDAN	BMW	340i LIMOUSINE A/T	2018	1.025	904,000,000	926,600,000
616	101054	SEDAN	BMW	340i LIMOUSINE A/T	2017	1.025	859,000,000	880,475,000
617	101054	SEDAN	BMW	428i CONVERTIBLE A/T	2019	1.025	854,000,000	875,350,000
618	101054	SEDAN	BMW	428i CONVERTIBLE A/T	2018	1.025	812,000,000	832,300,000
619	101054	SEDAN	BMW	428i CONVERTIBLE A/T	2017	1.025	772,000,000	791,300,000
620	101054	SEDAN	BMW	428i GRAN COUPE A/T	2019	1.025	784,000,000	803,600,000
621	101054	SEDAN	BMW	428i GRAN COUPE A/T	2018	1.025	745,000,000	763,625,000
622	101054	SEDAN	BMW	428i GRAN COUPE A/T	2017	1.025	708,000,000	725,700,000
623	101054	SEDAN	BMW	430i CONVERTIBLE A/T	2019	1.025	1,120,000,000	1,148,000,000
624	101054	SEDAN	BMW	430i CONVERTIBLE A/T	2018	1.025	1,064,000,000	1,090,600,000
625	101054	SEDAN	BMW	430i CONVERTIBLE A/T	2017	1.025	1,011,000,000	1,036,275,000
626	101054	SEDAN	BMW	430i CONVERTIBLE A/T	2016	1.025	961,000,000	985,025,000
627	101054	SEDAN	BMW	435i COUPE A/T	2019	1.025	839,000,000	859,975,000
628	101054	SEDAN	BMW	435i COUPE A/T	2018	1.025	798,000,000	817,950,000
629	101054	SEDAN	BMW	435i COUPE A/T	2017	1.025	759,000,000	777,975,000
630	101054	SEDAN	BMW	440i COUPE A/T	2019	1.025	1,120,000,000	1,148,000,000
631	101054	SEDAN	BMW	440i COUPE A/T	2018	1.025	1,064,000,000	1,090,600,000
632	101054	SEDAN	BMW	440i COUPE A/T	2017	1.025	1,011,000,000	1,036,275,000
633	101054	SEDAN	BMW	518i MT	1996	1.025	41,000,000	42,025,000
634	101054	SEDAN	BMW	518i MT	1995	1.025	39,000,000	39,975,000
635	101054	SEDAN	BMW	518i MT	1994	1.025	38,000,000	38,950,000
636	101054	SEDAN	BMW	518i MT	1993	1.025	35,000,000	35,875,000
637	101054	SEDAN	BMW	518i MT	1992	1.025	33,000,000	33,825,000
638	101054	SEDAN	BMW	518i MT	1991	1.025	32,000,000	32,800,000
639	101054	SEDAN	BMW	518i MT	1990	1.025	27,000,000	27,675,000
640	101054	SEDAN	BMW	520	1991	1.025	39,000,000	39,975,000
641	101054	SEDAN	BMW	520	1990	1.025	31,000,000	31,775,000
642	101054	SEDAN	BMW	520	1985	1.025	17,000,000	17,425,000
643	101054	SEDAN	BMW	520	1984	1.025	16,500,000	16,912,500
644	101054	SEDAN	BMW	520	1983	1.025	16,000,000	16,400,000
645	101054	SEDAN	BMW	520	1982	1.025	15,500,000	15,887,500
646	101054	SEDAN	BMW	520	1981	1.025	15,000,000	15,375,000
647	101054	SEDAN	BMW	520 (6 CYL)	1990	1.025	35,000,000	35,875,000
648	101054	SEDAN	BMW	520 (6 CYL)	1989	1.025	33,000,000	33,825,000
649	101054	SEDAN	BMW	520 (6 CYL)	1988	1.025	29,000,000	29,725,000
650	101054	SEDAN	BMW	520 (6 CYL)	1987	1.025	25,000,000	25,625,000
651	101054	SEDAN	BMW	520 (6 CYL)	1986	1.025	19,000,000	19,475,000
652	101054	SEDAN	BMW	520 (6 CYL)	1985	1.025	16,000,000	16,400,000
653	101054	SEDAN	BMW	520 (6 CYL)	1984	1.025	15,500,000	15,887,500
654	101054	SEDAN	BMW	520 (6 CYL)	1983	1.025	14,000,000	14,350,000
655	101054	SEDAN	BMW	520 (6 CYL)	1982	1.025	13,000,000	13,325,000
656	101054	SEDAN	BMW	520 (6 CYL)	1981	1.025	12,500,000	12,812,500
657	101054	SEDAN	BMW	520 (6 CYL)	1980	1.025	10,000,000	10,250,000
658	101054	SEDAN	BMW	520D A/T	2019	1.025	878,000,000	899,950,000
659	101054	SEDAN	BMW	520D A/T	2018	1.025	835,000,000	855,875,000
660	101054	SEDAN	BMW	520D A/T	2017	1.025	794,000,000	813,850,000
661	101054	SEDAN	BMW	520D A/T	2012	1.025	596,000,000	610,900,000
662	101054	SEDAN	BMW	520D A/T	2011	1.025	567,000,000	581,175,000
663	101054	SEDAN	BMW	520D CKD A/T	2019	1.025	878,000,000	899,950,000
664	101054	SEDAN	BMW	520D CKD A/T	2018	1.025	835,000,000	855,875,000
665	101054	SEDAN	BMW	520D CKD A/T	2017	1.025	794,000,000	813,850,000
666	101054	SEDAN	BMW	520D G30 CKD A/T	2019	1.025	878,000,000	899,950,000
667	101054	SEDAN	BMW	520D G30 CKD A/T	2018	1.025	835,000,000	855,875,000
668	101054	SEDAN	BMW	520i	1994	1.025	60,000,000	61,500,000
669	101054	SEDAN	BMW	520i	1993	1.025	54,000,000	55,350,000
670	101054	SEDAN	BMW	520i	1992	1.025	48,000,000	49,200,000
671	101054	SEDAN	BMW	520i	1991	1.025	40,000,000	41,000,000
672	101054	SEDAN	BMW	520i	1990	1.025	36,000,000	36,900,000
673	101054	SEDAN	BMW	520i	1989	1.025	30,000,000	30,750,000
674	101054	SEDAN	BMW	520i	1988	1.025	25,000,000	25,625,000
675	101054	SEDAN	BMW	520i	1987	1.025	23,000,000	23,575,000
676	101054	SEDAN	BMW	520i	1986	1.025	18,000,000	18,450,000
677	101054	SEDAN	BMW	520i	1985	1.025	17,000,000	17,425,000
678	101054	SEDAN	BMW	520i	1984	1.025	16,500,000	16,912,500
679	101054	SEDAN	BMW	520i	1983	1.025	16,000,000	16,400,000
680	101054	SEDAN	BMW	520i	1982	1.025	15,500,000	15,887,500
681	101054	SEDAN	BMW	520i	1981	1.025	15,000,000	15,375,000
682	101054	SEDAN	BMW	520i	1980	1.025	10,000,000	10,250,000
683	101054	SEDAN	BMW	520i A RHD	1993	1.025	60,000,000	61,500,000
684	101054	SEDAN	BMW	520i AT	2019	1.025	878,000,000	899,950,000
685	101054	SEDAN	BMW	520i AT	2018	1.025	835,000,000	855,875,000
686	101054	SEDAN	BMW	520i AT	2017	1.025	794,000,000	813,850,000
687	101054	SEDAN	BMW	520i AT	2006	1.025	358,000,000	366,950,000
688	101054	SEDAN	BMW	520i AT	2005	1.025	341,000,000	349,525,000
689	101054	SEDAN	BMW	520i AT	2004	1.025	324,000,000	332,100,000
690	101054	SEDAN	BMW	520i AT	2003	1.025	308,000,000	315,700,000
691	101054	SEDAN	BMW	520i AT	2002	1.025	293,000,000	300,325,000
692	101054	SEDAN	BMW	520i AT	2001	1.025	279,000,000	285,975,000
693	101054	SEDAN	BMW	520i AT	2000	1.025	266,000,000	272,650,000

NO	KODING	JENIS	MEREK	TIPE	TH BUAT	BOBOT	NJKB	DP PKB
1	2	3	4	5	6	7	8	9
694	101054	SEDAN	BMW	520i AT	1999	1.025	253,000,000	259,325,000
695	101054	SEDAN	BMW	520i AT	1998	1.025	241,000,000	247,025,000
696	101054	SEDAN	BMW	520i CKD A/T	2019	1.025	567,000,000	581,175,000
697	101054	SEDAN	BMW	520i CKD A/T	2018	1.025	539,000,000	552,475,000
698	101054	SEDAN	BMW	520i CKD A/T	2017	1.025	513,000,000	525,825,000
699	101054	SEDAN	BMW	520 i/E 28/M 20 AT 2000cc	1990	1.025	31,000,000	31,775,000
700	101054	SEDAN	BMW	520 i/E 28/M 20 AT 2000cc	1989	1.025	30,000,000	30,750,000
701	101054	SEDAN	BMW	520 i/E 28/M 20 AT 2000cc	1988	1.025	29,000,000	29,725,000
702	101054	SEDAN	BMW	520 i/E 28/M 20 AT 2000cc	1987	1.025	25,000,000	25,625,000
703	101054	SEDAN	BMW	520 i/E 28/M 20 AT 2000cc	1986	1.025	20,000,000	20,500,000
704	101054	SEDAN	BMW	520 i/E 28/M 20 MT 2000cc	1991	1.025	42,000,000	43,050,000
705	101054	SEDAN	BMW	520 i/E 28/M 20 MT 2000cc	1990	1.025	36,000,000	36,900,000
706	101054	SEDAN	BMW	520 i/E 28/M 20 MT 2000cc	1989	1.025	30,000,000	30,750,000
707	101054	SEDAN	BMW	520 i/E 28/M 20 MT 2000cc	1988	1.025	29,000,000	29,725,000
708	101054	SEDAN	BMW	520 i/E 28/M 20 MT 2000cc	1987	1.025	25,000,000	25,625,000
709	101054	SEDAN	BMW	520 i/E 28/M 20 MT 2000cc	1986	1.025	20,000,000	20,500,000
710	101054	SEDAN	BMW	520 i/E 34/M 20 AT 2000cc	1990	1.025	31,000,000	31,775,000
711	101054	SEDAN	BMW	520 i/E 34/M 20 AT 2000cc	1989	1.025	30,000,000	30,750,000
712	101054	SEDAN	BMW	520 i/E 34/M 20 AT 2000cc	1988	1.025	29,000,000	29,725,000
713	101054	SEDAN	BMW	520 i/E 34/M 20 MT 2000cc	1991	1.025	40,000,000	41,000,000
714	101054	SEDAN	BMW	520 i/E 34/M 20 MT 2000cc	1990	1.025	31,000,000	31,775,000
715	101054	SEDAN	BMW	520 i/E 34/M 20 MT 2000cc	1989	1.025	30,000,000	30,750,000
716	101054	SEDAN	BMW	520 i/E 34/M 20 MT 2000cc	1988	1.025	29,000,000	29,725,000
717	101054	SEDAN	BMW	520 i/E 34/M 50 AT 2000cc	1992	1.025	46,000,000	47,150,000
718	101054	SEDAN	BMW	520 i/E 34/M 50 AT 2000cc	1991	1.025	41,000,000	42,025,000
719	101054	SEDAN	BMW	520 i/E 34/M 50 AT 2000cc	1990	1.025	33,000,000	33,825,000
720	101054	SEDAN	BMW	520 i/E 34/M 50 MT 2000cc	1999	1.025	115,000,000	117,875,000
721	101054	SEDAN	BMW	520 i/E 34/M 50 MT 2000cc	1998	1.025	104,000,000	106,600,000
722	101054	SEDAN	BMW	520 i/E 34/M 50 MT 2000cc	1997	1.025	95,000,000	97,375,000
723	101054	SEDAN	BMW	520 i/E 34/M 50 MT 2000cc	1996	1.025	73,000,000	74,825,000
724	101054	SEDAN	BMW	520 i/E 34/M 50 MT 2000cc	1995	1.025	68,000,000	69,700,000
725	101054	SEDAN	BMW	520 i/E 34/M 50 MT 2000cc	1994	1.025	64,000,000	65,600,000
726	101054	SEDAN	BMW	520 i/E 34/M 50 MT 2000cc	1993	1.025	59,000,000	60,475,000
727	101054	SEDAN	BMW	520 i/E 34/M 50 MT 2000cc	1992	1.025	50,000,000	51,250,000
728	101054	SEDAN	BMW	520 i/E 34/M 50 MT 2000cc	1991	1.025	42,000,000	43,050,000
729	101054	SEDAN	BMW	520 i/E 34/M 50 MT 2000cc	1990	1.025	36,000,000	36,900,000
730	101054	SEDAN	BMW	520i E39 AT M54	2004	1.025	235,000,000	240,875,000
731	101054	SEDAN	BMW	520i E39 AT M54	2003	1.025	196,000,000	200,900,000
732	101054	SEDAN	BMW	520i E39 AT M54	2002	1.025	185,000,000	189,625,000
733	101054	SEDAN	BMW	520i E39 AT M54	2001	1.025	175,000,000	179,375,000
734	101054	SEDAN	BMW	520i E60 AT	2005	1.025	325,000,000	333,125,000
735	101054	SEDAN	BMW	520i E60 AT	2004	1.025	258,000,000	264,450,000
736	101054	SEDAN	BMW	520i G30 CKD A/T	2019	1.025	878,000,000	899,950,000
737	101054	SEDAN	BMW	520i G30 CKD A/T	2018	1.025	835,000,000	855,875,000
738	101054	SEDAN	BMW	520i M52 E34 VANOS AT	1999	1.025	68,000,000	69,700,000
739	101054	SEDAN	BMW	520i M52 E34 VANOS AT	1998	1.025	65,000,000	66,625,000
740	101054	SEDAN	BMW	520i M52 E34 VANOS AT	1997	1.025	63,000,000	64,575,000
741	101054	SEDAN	BMW	520i M52 E34 VANOS AT	1996	1.025	59,000,000	60,475,000
742	101054	SEDAN	BMW	520i M52 E34 VANOS AT	1995	1.025	52,000,000	53,300,000
743	101054	SEDAN	BMW	520i M52 E34 VANOS MT	1997	1.025	54,000,000	55,350,000
744	101054	SEDAN	BMW	520i M52 E34 VANOS MT	1996	1.025	52,000,000	53,300,000
745	101054	SEDAN	BMW	520i M52 E34 VANOS MT	1995	1.025	46,000,000	47,150,000
746	101054	SEDAN	BMW	520i M52 E39 VANOS AT	1999	1.025	59,000,000	60,475,000
747	101054	SEDAN	BMW	520i M52 E39 VANOS AT	1998	1.025	56,000,000	57,400,000
748	101054	SEDAN	BMW	520i S AT	2012	1.025	718,000,000	735,950,000
749	101054	SEDAN	BMW	520i S AT	1993	1.025	54,000,000	55,350,000
750	101054	SEDAN	BMW	520i S AT	1992	1.025	48,000,000	49,200,000
751	101054	SEDAN	BMW	520i S AT	1991	1.025	40,000,000	41,000,000
752	101054	SEDAN	BMW	520i S AT	1990	1.025	35,000,000	35,875,000
753	101054	SEDAN	BMW	520i S AT	1989	1.025	33,000,000	33,825,000
754	101054	SEDAN	BMW	520i S AT	1988	1.025	29,000,000	29,725,000
755	101054	SEDAN	BMW	520i S AT	1987	1.025	24,000,000	24,600,000
756	101054	SEDAN	BMW	520i S AT	1986	1.025	19,000,000	19,475,000
757	101054	SEDAN	BMW	520 i S MT	1993	1.025	56,000,000	57,400,000
758	101054	SEDAN	BMW	520 i S MT	1992	1.025	50,000,000	51,250,000
759	101054	SEDAN	BMW	520 i S MT	1991	1.025	42,000,000	43,050,000
760	101054	SEDAN	BMW	520 i S MT	1990	1.025	36,000,000	36,900,000
761	101054	SEDAN	BMW	520 i S MT	1989	1.025	33,000,000	33,825,000
762	101054	SEDAN	BMW	520 i S MT	1988	1.025	29,000,000	29,725,000
763	101054	SEDAN	BMW	520 i S MT	1987	1.025	25,000,000	25,625,000
764	101054	SEDAN	BMW	520 i S MT	1986	1.025	19,000,000	19,475,000
765	101054	SEDAN	BMW	520i STEPTRONIC	2005	1.025	360,000,000	369,000,000
766	101054	SEDAN	BMW	520i STEPTRONIC	2004	1.025	284,000,000	291,100,000
767	101054	SEDAN	BMW	520i STEPTRONIC	2003	1.025	243,000,000	249,075,000
768	101054	SEDAN	BMW	520i STEPTRONIC	2002	1.025	218,000,000	223,450,000
769	101054	SEDAN	BMW	523i AT	2011	1.025	742,000,000	760,550,000
770	101054	SEDAN	BMW	523i AT	2005	1.025	344,000,000	352,600,000
771	101054	SEDAN	BMW	523i AT	2004	1.025	247,000,000	253,175,000
772	101054	SEDAN	BMW	523i AT	2003	1.025	213,000,000	218,325,000
773	101054	SEDAN	BMW	523i AT	2002	1.025	197,000,000	201,925,000
774	101054	SEDAN	BMW	523i AT	2001	1.025	186,000,000	190,650,000
775	101054	SEDAN	BMW	523i AT	2000	1.025	175,000,000	179,375,000
776	101054	SEDAN	BMW	523i AT	1999	1.025	175,000,000	179,375,000
777	101054	SEDAN	BMW	523i AT	1998	1.025	160,000,000	164,000,000
778	101054	SEDAN	BMW	523i AT	1997	1.025	140,000,000	143,500,000
779	101054	SEDAN	BMW	523i AT	1996	1.025	110,000,000	112,750,000
780	101054	SEDAN	BMW	523i AT E60 CKD	2010	1.025	672,000,000	688,800,000
781	101054	SEDAN	BMW	523i AT E60 CKD	2009	1.025	624,000,000	639,600,000

NO	KODING	JENIS	MEREK	TIPE	TH BUAT	BOBOT	NJKB	DP PKB
1	2	3	4	5	6	7	8	9
782	101054	SEDAN	BMW	523i AT E60 CKD	2008	1.025	502,000,000	514,550,000
783	101054	SEDAN	BMW	523i AT E60 CKD	2007	1.025	486,000,000	498,150,000
784	101054	SEDAN	BMW	523i AT E60 CKD	2006	1.025	411,000,000	421,275,000
785	101054	SEDAN	BMW	523i AT E60 CKD	2005	1.025	358,000,000	366,950,000
786	101054	SEDAN	BMW	523i E39 AT	1998	1.025	81,000,000	83,025,000
787	101054	SEDAN	BMW	523i EXECUTIVE CBU	2012	1.025	745,000,000	763,625,000
788	101054	SEDAN	BMW	523i EXECUTIVE CBU	2011	1.025	736,000,000	754,400,000
789	101054	SEDAN	BMW	523i EXECUTIVE CBU	2010	1.025	675,000,000	691,875,000
790	101054	SEDAN	BMW	523i MT	2003	1.025	222,000,000	227,550,000
791	101054	SEDAN	BMW	523i MT	2002	1.025	211,000,000	216,275,000
792	101054	SEDAN	BMW	523i MT	2001	1.025	199,000,000	203,975,000
793	101054	SEDAN	BMW	523i MT	2000	1.025	183,000,000	187,575,000
794	101054	SEDAN	BMW	523i MT	1999	1.025	151,000,000	154,775,000
795	101054	SEDAN	BMW	523i MT	1998	1.025	136,000,000	139,400,000
796	101054	SEDAN	BMW	523i MT	1997	1.025	119,000,000	121,975,000
797	101054	SEDAN	BMW	523i MT	1996	1.025	105,000,000	107,625,000
798	101054	SEDAN	BMW	523i SPORT	2010	1.025	708,000,000	725,700,000
799	101054	SEDAN	BMW	523i STEPTRONIC	2005	1.025	422,000,000	432,550,000
800	101054	SEDAN	BMW	525	1980	1.025	10,000,000	10,250,000
801	101054	SEDAN	BMW	525i	1980	1.025	15,000,000	15,375,000
802	101054	SEDAN	BMW	525i E39 M54 AT	2003	1.025	219,000,000	224,475,000
803	101054	SEDAN	BMW	525i E39 M54 AT	2002	1.025	215,000,000	220,375,000
804	101054	SEDAN	BMW	525i E39 M54 AT	2001	1.025	211,000,000	216,275,000
805	101054	SEDAN	BMW	525i E39 M54 AT	2000	1.025	207,000,000	212,175,000
806	101054	SEDAN	BMW	525i E39 M54 AT SECURITY GLASS	2001	1.025	272,000,000	278,800,000
807	101054	SEDAN	BMW	525i E39 M54 AT SECURITY GLASS	2000	1.025	265,000,000	271,625,000
808	101054	SEDAN	BMW	528	1986	1.025	19,000,000	19,475,000
809	101054	SEDAN	BMW	528	1985	1.025	16,000,000	16,400,000
810	101054	SEDAN	BMW	528	1984	1.025	15,500,000	15,887,500
811	101054	SEDAN	BMW	528	1983	1.025	15,000,000	15,375,000
812	101054	SEDAN	BMW	528	1982	1.025	14,500,000	14,862,500
813	101054	SEDAN	BMW	528	1981	1.025	14,000,000	14,350,000
814	101054	SEDAN	BMW	528	1980	1.025	8,500,000	8,712,500
815	101054	SEDAN	BMW	528 i	1982	1.025	16,000,000	16,400,000
816	101054	SEDAN	BMW	528i A RHD	2000	1.025	285,000,000	292,125,000
817	101054	SEDAN	BMW	528i AT	2003	1.025	238,000,000	243,950,000
818	101054	SEDAN	BMW	528i AT	2002	1.025	234,000,000	239,850,000
819	101054	SEDAN	BMW	528i AT	2001	1.025	230,000,000	235,750,000
820	101054	SEDAN	BMW	528i AT	2000	1.025	226,000,000	231,650,000
821	101054	SEDAN	BMW	528i AT	1999	1.025	222,000,000	227,550,000
822	101054	SEDAN	BMW	528i AT	1998	1.025	218,000,000	223,450,000
823	101054	SEDAN	BMW	528i AT	1997	1.025	214,000,000	219,350,000
824	101054	SEDAN	BMW	528i AT	1996	1.025	210,000,000	215,250,000
825	101054	SEDAN	BMW	528i CBU	2012	1.025	862,000,000	883,550,000
826	101054	SEDAN	BMW	528i CBU	2011	1.025	845,000,000	866,125,000
827	101054	SEDAN	BMW	528i CBU	2010	1.025	778,000,000	797,450,000
828	101054	SEDAN	BMW	528i CKD A/T	2019	1.025	651,000,000	667,275,000
829	101054	SEDAN	BMW	528i CKD A/T	2018	1.025	619,000,000	634,475,000
830	101054	SEDAN	BMW	528i CKD A/T	2017	1.025	589,000,000	603,725,000
831	101054	SEDAN	BMW	528Ti AT TOURING	2003	1.025	361,000,000	370,025,000
832	101054	SEDAN	BMW	528Ti AT TOURING	2002	1.025	281,000,000	288,025,000
833	101054	SEDAN	BMW	528Ti AT TOURING	2001	1.025	219,000,000	224,475,000
834	101054	SEDAN	BMW	530i A E39 M52	2006	1.025	512,000,000	524,800,000
835	101054	SEDAN	BMW	530i A E39 M52	2005	1.025	463,000,000	474,575,000
836	101054	SEDAN	BMW	530i A E39 M52	2004	1.025	328,000,000	336,200,000
837	101054	SEDAN	BMW	530i A E39 M52	2003	1.025	304,000,000	311,600,000
838	101054	SEDAN	BMW	530i A E39 M52	2002	1.025	282,000,000	289,050,000
839	101054	SEDAN	BMW	530i A E39 M52	2001	1.025	267,000,000	273,675,000
840	101054	SEDAN	BMW	530i A E39 M54	2006	1.025	522,000,000	535,050,000
841	101054	SEDAN	BMW	530i A E39 M54	2005	1.025	457,000,000	468,425,000
842	101054	SEDAN	BMW	530i A E39 M54	2004	1.025	337,000,000	345,425,000
843	101054	SEDAN	BMW	530i A E39 M54	2003	1.025	312,000,000	319,800,000
844	101054	SEDAN	BMW	530i A E39 M54	2002	1.025	289,000,000	296,225,000
845	101054	SEDAN	BMW	530i A E39 M54	2001	1.025	274,000,000	280,850,000
846	101054	SEDAN	BMW	530i AT	1994	1.025	68,000,000	69,700,000
847	101054	SEDAN	BMW	530i AT 2900cc	1991	1.025	43,000,000	44,075,000
848	101054	SEDAN	BMW	530i AT 2900cc	1990	1.025	41,000,000	42,025,000
849	101054	SEDAN	BMW	530i AT 2900cc	1989	1.025	39,000,000	39,975,000
850	101054	SEDAN	BMW	530i AT 2900cc	1988	1.025	34,000,000	34,850,000
851	101054	SEDAN	BMW	530i AT (CBU)	2006	1.025	512,000,000	524,800,000
852	101054	SEDAN	BMW	530i AT (CBU)	2005	1.025	498,000,000	510,450,000
853	101054	SEDAN	BMW	530i AT INDIVIDUAL	1999	1.025	198,000,000	202,950,000
854	101054	SEDAN	BMW	530i AT INDIVIDUAL	1998	1.025	171,000,000	175,275,000
855	101054	SEDAN	BMW	530i AT INDIVIDUAL	1997	1.025	157,000,000	160,925,000
856	101054	SEDAN	BMW	530i AT INDIVIDUAL	1996	1.025	119,000,000	121,975,000
857	101054	SEDAN	BMW	530i AT INDIVIDUAL	1995	1.025	100,000,000	102,500,000
858	101054	SEDAN	BMW	530i AT INDIVIDUAL	1994	1.025	86,000,000	88,150,000
859	101054	SEDAN	BMW	530i AT INDIVIDUAL	1993	1.025	81,000,000	83,025,000
860	101054	SEDAN	BMW	530i CKD A/T	2019	1.025	999,000,000	1,023,975,000
861	101054	SEDAN	BMW	530i CKD A/T	2018	1.025	950,000,000	973,750,000
862	101054	SEDAN	BMW	530i E60 AT (CBU)	2007	1.025	524,000,000	537,100,000
863	101054	SEDAN	BMW	530i E60 AT (CBU)	2006	1.025	512,000,000	524,800,000
864	101054	SEDAN	BMW	530i E60 AT (CBU)	2005	1.025	498,000,000	510,450,000
865	101054	SEDAN	BMW	530i E60 AT (CBU)	2004	1.025	368,000,000	377,200,000
866	101054	SEDAN	BMW	530i E60 AT (CBU)	2003	1.025	322,000,000	330,050,000
867	101054	SEDAN	BMW	530i E 60 CKD	2010	1.025	793,000,000	812,825,000
868	101054	SEDAN	BMW	530i E 60 CKD	2009	1.025	753,000,000	771,825,000
869	101054	SEDAN	BMW	530i E 60 CKD	2008	1.025	638,000,000	653,950,000

NO	KODING	JENIS	MEREK	TIPE	TH BUAT	BOBOT	NJKB	DP PKB
1	2	3	4	5	6	7	8	9
870	101054	SEDAN	BMW	530i E 60 CKD	2007	1.025	575,000,000	589,375,000
871	101054	SEDAN	BMW	530i E 60 CKD	2006	1.025	501,000,000	513,525,000
872	101054	SEDAN	BMW	530i E 60 CKD	2005	1.025	454,000,000	465,350,000
873	101054	SEDAN	BMW	530i L	1990	1.025	42,000,000	43,050,000
874	101054	SEDAN	BMW	530i L	1989	1.025	41,000,000	42,025,000
875	101054	SEDAN	BMW	530i L	1988	1.025	35,000,000	35,875,000
876	101054	SEDAN	BMW	530i LIMOUSINE A/T	2019	1.025	1,197,000,000	1,226,925,000
877	101054	SEDAN	BMW	530i LIMOUSINE A/T	2018	1.025	1,138,000,000	1,166,450,000
878	101054	SEDAN	BMW	530i M60 AT 2900cc	2002	1.025	281,000,000	288,025,000
879	101054	SEDAN	BMW	530i M60 AT 2900cc	2001	1.025	252,000,000	258,300,000
880	101054	SEDAN	BMW	530i M60 AT 2900cc	2000	1.025	239,000,000	244,975,000
881	101054	SEDAN	BMW	530i M60 AT 2900cc	1999	1.025	171,000,000	175,275,000
882	101054	SEDAN	BMW	530i M60 AT 2900cc	1998	1.025	150,000,000	153,750,000
883	101054	SEDAN	BMW	530i M60 AT 2900cc	1997	1.025	132,000,000	135,300,000
884	101054	SEDAN	BMW	530i M60 AT 2900cc	1996	1.025	101,000,000	103,525,000
885	101054	SEDAN	BMW	530i M60 AT 2900cc	1995	1.025	79,000,000	80,975,000
886	101054	SEDAN	BMW	530i M60 AT 2900cc	1994	1.025	68,000,000	69,700,000
887	101054	SEDAN	BMW	530i M60 MT 2900cc	1999	1.025	193,000,000	197,825,000
888	101054	SEDAN	BMW	530i M60 MT 2900cc	1998	1.025	171,000,000	175,275,000
889	101054	SEDAN	BMW	530i M60 MT 2900cc	1997	1.025	156,000,000	159,900,000
890	101054	SEDAN	BMW	530i M60 MT 2900cc	1996	1.025	106,000,000	108,650,000
891	101054	SEDAN	BMW	530i M60 MT 2900cc	1995	1.025	89,000,000	91,225,000
892	101054	SEDAN	BMW	530i M60 MT 2900cc	1994	1.025	76,000,000	77,900,000
893	101054	SEDAN	BMW	530i MT 2900cc	1993	1.025	59,000,000	60,475,000
894	101054	SEDAN	BMW	530i MT 2900cc	1992	1.025	51,000,000	52,275,000
895	101054	SEDAN	BMW	530i MT 2900cc	1991	1.025	47,000,000	48,175,000
896	101054	SEDAN	BMW	530i MT 2900cc	1990	1.025	36,000,000	36,900,000
897	101054	SEDAN	BMW	530i MT 2900cc	1989	1.025	35,000,000	35,875,000
898	101054	SEDAN	BMW	530i MT 2900cc	1988	1.025	33,000,000	33,825,000
899	101054	SEDAN	BMW	535i A	2003	1.025	309,000,000	316,725,000
900	101054	SEDAN	BMW	535i A	2002	1.025	288,000,000	295,200,000
901	101054	SEDAN	BMW	535i A	2001	1.025	274,000,000	280,850,000
902	101054	SEDAN	BMW	535i A	2000	1.025	267,000,000	273,675,000
903	101054	SEDAN	BMW	535i A/T	2019	1.025	1,057,000,000	1,083,425,000
904	101054	SEDAN	BMW	535i A/T	2018	1.025	1,005,000,000	1,030,125,000
905	101054	SEDAN	BMW	535i A/T	2017	1.025	955,000,000	978,875,000
906	101054	SEDAN	BMW	535i CBU	2012	1.025	1,105,000,000	1,132,625,000
907	101054	SEDAN	BMW	535i CBU	2011	1.025	1,069,000,000	1,095,725,000
908	101054	SEDAN	BMW	535i CBU	2010	1.025	965,000,000	989,125,000
909	101054	SEDAN	BMW	535i GRAN TURISMO CBU	2012	1.025	1,258,000,000	1,289,450,000
910	101054	SEDAN	BMW	535i GRAN TURISMO CBU	2011	1.025	1,233,000,000	1,263,825,000
911	101054	SEDAN	BMW	535i GRAN TURISMO CBU	2010	1.025	1,135,000,000	1,163,375,000
912	101054	SEDAN	BMW	540i AT	2004	1.025	582,000,000	596,550,000
913	101054	SEDAN	BMW	540i AT	2003	1.025	501,000,000	513,525,000
914	101054	SEDAN	BMW	540i AT	2002	1.025	461,000,000	472,525,000
915	101054	SEDAN	BMW	545i AT	2006	1.025	1,057,000,000	1,083,425,000
916	101054	SEDAN	BMW	545i AT	2005	1.025	937,000,000	960,425,000
917	101054	SEDAN	BMW	550i	2010	1.025	1,259,000,000	1,290,475,000
918	101054	SEDAN	BMW	550i GRAN TURISMO	2012	1.025	1,726,000,000	1,769,150,000
919	101054	SEDAN	BMW	550i GRAN TURISMO	2011	1.025	1,691,000,000	1,733,275,000
920	101054	SEDAN	BMW	630 Ci STEPTRONIC	2005	1.025	787,000,000	806,675,000
921	101054	SEDAN	BMW	630i AT	2008	1.025	960,000,000	984,000,000
922	101054	SEDAN	BMW	630i AT	2007	1.025	831,000,000	851,775,000
923	101054	SEDAN	BMW	630i AT	2006	1.025	724,000,000	742,100,000
924	101054	SEDAN	BMW	630i AT	2005	1.025	654,000,000	670,350,000
925	101054	SEDAN	BMW	630i CONVERTIBLE	2012	1.025	1,430,000,000	1,465,750,000
926	101054	SEDAN	BMW	630i CONVERTIBLE	2011	1.025	1,401,000,000	1,436,025,000
927	101054	SEDAN	BMW	630i CONVERTIBLE	2010	1.025	1,291,000,000	1,323,275,000
928	101054	SEDAN	BMW	630i CONVERTIBLE	2009	1.025	1,264,000,000	1,295,600,000
929	101054	SEDAN	BMW	630i CONVERTIBLE	2008	1.025	1,102,000,000	1,129,550,000
930	101054	SEDAN	BMW	630i COUPE	2012	1.025	1,259,000,000	1,290,475,000
931	101054	SEDAN	BMW	630i COUPE	2011	1.025	1,234,000,000	1,264,850,000
932	101054	SEDAN	BMW	630i COUPE	2010	1.025	1,136,000,000	1,164,400,000
933	101054	SEDAN	BMW	630i COUPE	2009	1.025	1,079,000,000	1,105,975,000
934	101054	SEDAN	BMW	630i COUPE	2008	1.025	1,019,000,000	1,044,475,000
935	101054	SEDAN	BMW	630 i COUPE AT	2005	1.025	754,000,000	772,850,000
936	101054	SEDAN	BMW	640i COUPE	2011	1.025	1,279,000,000	1,310,975,000
937	101054	SEDAN	BMW	640i COUPE A/T	2019	1.025	1,509,000,000	1,546,725,000
938	101054	SEDAN	BMW	640i COUPE A/T	2018	1.025	1,434,000,000	1,469,850,000
939	101054	SEDAN	BMW	640i COUPE A/T	2017	1.025	1,363,000,000	1,397,075,000
940	101054	SEDAN	BMW	640i GRAN COUPE A/T	2018	1.025	1,143,000,000	1,171,575,000
941	101054	SEDAN	BMW	640i GRAN COUPE A/T	2017	1.025	638,000,000	653,950,000
942	101054	SEDAN	BMW	640i GRAND COUPE A/T	2019	1.025	1,143,000,000	1,171,575,000
943	101054	SEDAN	BMW	645 Ci AT	2007	1.025	1,195,000,000	1,224,875,000
944	101054	SEDAN	BMW	645 Ci AT	2006	1.025	900,000,000	922,500,000
945	101054	SEDAN	BMW	645 Ci AT	2005	1.025	787,000,000	806,675,000
946	101054	SEDAN	BMW	645 Ci AT	2004	1.025	666,000,000	682,650,000
947	101054	SEDAN	BMW	645 Ci COUPE	2005	1.025	1,082,000,000	1,109,050,000
948	101054	SEDAN	BMW	645 Ci STEPTRONIC	2005	1.025	1,082,000,000	1,109,050,000
949	101054	SEDAN	BMW	650i CONVERTIBLE	2012	1.025	1,889,000,000	1,936,225,000
950	101054	SEDAN	BMW	650i CONVERTIBLE	2011	1.025	1,851,000,000	1,897,275,000
951	101054	SEDAN	BMW	650i CONVERTIBLE	2010	1.025	1,705,000,000	1,747,625,000
952	101054	SEDAN	BMW	650i COUPE	2012	1.025	1,673,000,000	1,714,825,000
953	101054	SEDAN	BMW	650i COUPE	2011	1.025	1,640,000,000	1,681,000,000
954	101054	SEDAN	BMW	650i COUPE	2010	1.025	1,510,000,000	1,547,750,000
955	101054	SEDAN	BMW	650i COUPE	2009	1.025	1,435,000,000	1,470,875,000
956	101054	SEDAN	BMW	650i COUPE	2008	1.025	1,353,000,000	1,386,825,000
957	101054	SEDAN	BMW	700	1983	1.025	32,000,000	32,800,000

NO	KODING	JENIS	MEREK	TIPE	TH BUAT	BOBOT	NJKB	DP PKB
1	2	3	4	5	6	7	8	9
958	101054	SEDAN	BMW	700	1982	1.025	29,000,000	29,725,000
959	101054	SEDAN	BMW	700	1981	1.025	26,000,000	26,650,000
960	101054	SEDAN	BMW	700	1980	1.025	10,000,000	10,250,000
961	101054	SEDAN	BMW	728i	1984	1.025	35,000,000	35,875,000
962	101054	SEDAN	BMW	728i	1983	1.025	32,000,000	32,800,000
963	101054	SEDAN	BMW	728i	1982	1.025	28,000,000	28,700,000
964	101054	SEDAN	BMW	728i	1981	1.025	26,000,000	26,650,000
965	101054	SEDAN	BMW	728i	1980	1.025	25,000,000	25,625,000
966	101054	SEDAN	BMW	728i AT	2003	1.025	455,000,000	466,375,000
967	101054	SEDAN	BMW	728i AT	2002	1.025	352,000,000	360,800,000
968	101054	SEDAN	BMW	728i AT	2001	1.025	329,000,000	337,225,000
969	101054	SEDAN	BMW	728i AT	2000	1.025	294,000,000	301,350,000
970	101054	SEDAN	BMW	728i AT	1999	1.025	222,000,000	227,550,000
971	101054	SEDAN	BMW	730i	1993	1.025	95,000,000	97,375,000
972	101054	SEDAN	BMW	730i	1992	1.025	89,000,000	91,225,000
973	101054	SEDAN	BMW	730i	1991	1.025	79,000,000	80,975,000
974	101054	SEDAN	BMW	730i	1990	1.025	75,000,000	76,875,000
975	101054	SEDAN	BMW	730i	1989	1.025	71,000,000	72,775,000
976	101054	SEDAN	BMW	730i	1988	1.025	63,000,000	64,575,000
977	101054	SEDAN	BMW	730i	1987	1.025	54,000,000	55,350,000
978	101054	SEDAN	BMW	730i L	1990	1.025	62,000,000	63,550,000
979	101054	SEDAN	BMW	730i L AT	1999	1.025	203,000,000	208,075,000
980	101054	SEDAN	BMW	730i L AT	1998	1.025	171,000,000	175,275,000
981	101054	SEDAN	BMW	730i L AT	1997	1.025	143,000,000	146,575,000
982	101054	SEDAN	BMW	730i L AT	1996	1.025	125,000,000	128,125,000
983	101054	SEDAN	BMW	730i L AT	1995	1.025	110,000,000	112,750,000
984	101054	SEDAN	BMW	730i RHD AT	1995	1.025	118,000,000	120,950,000
985	101054	SEDAN	BMW	730 Li AT	2019	1.025	1,491,000,000	1,528,275,000
986	101054	SEDAN	BMW	730 Li AT	2018	1.025	1,417,000,000	1,452,425,000
987	101054	SEDAN	BMW	730 Li AT	2017	1.025	1,347,000,000	1,380,675,000
988	101054	SEDAN	BMW	730 Li AT	2006	1.025	607,000,000	622,175,000
989	101054	SEDAN	BMW	730 Li AT	2005	1.025	577,000,000	591,425,000
990	101054	SEDAN	BMW	730 Li AT	2004	1.025	549,000,000	562,725,000
991	101054	SEDAN	BMW	730 Li AT	2003	1.025	522,000,000	535,050,000
992	101054	SEDAN	BMW	730 Li AT (CBU)	2011	1.025	1,551,000,000	1,589,775,000
993	101054	SEDAN	BMW	730 Li AT (CBU)	2010	1.025	1,429,000,000	1,464,725,000
994	101054	SEDAN	BMW	730 Li AT (CBU)	2009	1.025	1,158,000,000	1,186,950,000
995	101054	SEDAN	BMW	730 Li AT (CBU)	2008	1.025	973,000,000	997,325,000
996	101054	SEDAN	BMW	730 Li AT (CBU)	2007	1.025	902,000,000	924,550,000
997	101054	SEDAN	BMW	730 Li AT (CBU)	2006	1.025	760,000,000	779,000,000
998	101054	SEDAN	BMW	730 Li BUSINESS (CBU)	2012	1.025	1,357,000,000	1,390,925,000
999	101054	SEDAN	BMW	730 Li BUSINESS (CBU)	2011	1.025	1,322,000,000	1,355,050,000
1000	101054	SEDAN	BMW	730 Li BUSINESS (CBU)	2010	1.025	1,218,000,000	1,248,450,000
1001	101054	SEDAN	BMW	730Li G12 CKD A/T	2019	1.025	1,491,000,000	1,528,275,000
1002	101054	SEDAN	BMW	730Li G12 CKD A/T	2018	1.025	1,417,000,000	1,452,425,000
1003	101054	SEDAN	BMW	730Li G12 CKD A/T	2017	1.025	1,347,000,000	1,380,675,000
1004	101054	SEDAN	BMW	730 Li STEPTRONIC	2005	1.025	810,000,000	830,250,000
1005	101054	SEDAN	BMW	735i LA	2004	1.025	804,000,000	824,100,000
1006	101054	SEDAN	BMW	735i LA	2003	1.025	687,000,000	704,175,000
1007	101054	SEDAN	BMW	735i LA	2002	1.025	526,000,000	539,150,000
1008	101054	SEDAN	BMW	735i LA	2001	1.025	411,000,000	421,275,000
1009	101054	SEDAN	BMW	735i LA	2000	1.025	338,000,000	346,450,000
1010	101054	SEDAN	BMW	735i LA	1999	1.025	208,000,000	213,200,000
1011	101054	SEDAN	BMW	735i LA	1998	1.025	187,000,000	191,675,000
1012	101054	SEDAN	BMW	735i LA	1997	1.025	166,000,000	170,150,000
1013	101054	SEDAN	BMW	735i LA	1996	1.025	157,000,000	160,925,000
1014	101054	SEDAN	BMW	735 Li AT (CBU)	2006	1.025	991,000,000	1,015,775,000
1015	101054	SEDAN	BMW	735 Li AT (CBU)	2005	1.025	843,000,000	864,075,000
1016	101054	SEDAN	BMW	740 BUILT UP EKS APEC MEETING	1994	1.025	172,000,000	176,300,000
1017	101054	SEDAN	BMW	740i AT	1999	1.025	254,000,000	260,350,000
1018	101054	SEDAN	BMW	740i AT	1998	1.025	236,000,000	241,900,000
1019	101054	SEDAN	BMW	740i AT	1997	1.025	210,000,000	215,250,000
1020	101054	SEDAN	BMW	740i AT	1996	1.025	192,000,000	196,800,000
1021	101054	SEDAN	BMW	740i AT	1995	1.025	175,000,000	179,375,000
1022	101054	SEDAN	BMW	740Li 7E22 A/T	2019	1.025	1,711,000,000	1,753,775,000
1023	101054	SEDAN	BMW	740Li 7E22 A/T	2018	1.025	1,626,000,000	1,666,650,000
1024	101054	SEDAN	BMW	740Li 7E22 A/T	2017	1.025	1,545,000,000	1,583,625,000
1025	101054	SEDAN	BMW	740Li AT	2019	1.025	1,711,000,000	1,753,775,000
1026	101054	SEDAN	BMW	740Li AT	2018	1.025	1,626,000,000	1,666,650,000
1027	101054	SEDAN	BMW	740Li AT	2017	1.025	1,545,000,000	1,583,625,000
1028	101054	SEDAN	BMW	740Li AT	2012	1.025	1,159,000,000	1,187,975,000
1029	101054	SEDAN	BMW	740Li AT	2011	1.025	1,102,000,000	1,129,550,000
1030	101054	SEDAN	BMW	740Li AT	2010	1.025	1,047,000,000	1,073,175,000
1031	101054	SEDAN	BMW	740Li AT	2009	1.025	995,000,000	1,019,875,000
1032	101054	SEDAN	BMW	740Li AT	2008	1.025	946,000,000	969,650,000
1033	101054	SEDAN	BMW	740Li AT	2007	1.025	899,000,000	921,475,000
1034	101054	SEDAN	BMW	740Li AT	2006	1.025	855,000,000	876,375,000
1035	101054	SEDAN	BMW	740Li AT	2005	1.025	813,000,000	833,325,000
1036	101054	SEDAN	BMW	740Li G12 CKD A/T	2019	1.025	1,916,000,000	1,963,900,000
1037	101054	SEDAN	BMW	740Li G12 CKD A/T	2018	1.025	1,821,000,000	1,866,525,000
1038	101054	SEDAN	BMW	740Li G12 CKD A/T	2017	1.025	1,730,000,000	1,773,250,000
1039	101054	SEDAN	BMW	740Li STEPTRONIC	2005	1.025	957,000,000	980,925,000
1040	101054	SEDAN	BMW	745 i AT	2006	1.025	1,041,000,000	1,067,025,000
1041	101054	SEDAN	BMW	745 i AT	2005	1.025	929,000,000	952,225,000
1042	101054	SEDAN	BMW	745 i AT	2004	1.025	740,000,000	758,500,000
1043	101054	SEDAN	BMW	745 i AT	2003	1.025	637,000,000	652,925,000
1044	101054	SEDAN	BMW	745 i AT	2002	1.025	566,000,000	580,150,000
1045	101054	SEDAN	BMW	745 I AT SHORT	2003	1.025	490,000,000	502,250,000

NO	KODING	JENIS	MEREK	TIPE	TH BUAT	BOBOT	NJKB	DP PKB
1	2	3	4	5	6	7	8	9
1046	101054	SEDAN	BMW	750	2001	1.025	503,000,000	515,575,000
1047	101054	SEDAN	BMW	750 iL BUILT UP EKS KTT ASEAN	1996	1.025	208,000,000	213,200,000
1048	101054	SEDAN	BMW	750Li AT	2019	1.025	3,305,000,000	3,387,625,000
1049	101054	SEDAN	BMW	750Li AT	2018	1.025	3,140,000,000	3,218,500,000
1050	101054	SEDAN	BMW	750Li AT	2017	1.025	2,983,000,000	3,057,575,000
1051	101054	SEDAN	BMW	750Li AT	2012	1.025	2,238,000,000	2,293,950,000
1052	101054	SEDAN	BMW	750Li AT	2011	1.025	2,127,000,000	2,180,175,000
1053	101054	SEDAN	BMW	750Li AT	2010	1.025	2,021,000,000	2,071,525,000
1054	101054	SEDAN	BMW	750Li AT	2009	1.025	1,920,000,000	1,968,000,000
1055	101054	SEDAN	BMW	750Li AT	2008	1.025	1,824,000,000	1,869,600,000
1056	101054	SEDAN	BMW	750Li AT	2007	1.025	1,733,000,000	1,776,325,000
1057	101054	SEDAN	BMW	750Li AT	2006	1.025	1,647,000,000	1,688,175,000
1058	101054	SEDAN	BMW	750Li AT	2005	1.025	1,565,000,000	1,604,125,000
1059	101054	SEDAN	BMW	750Li STEPTRONIC	2005	1.025	1,153,000,000	1,181,825,000
1060	101054	SEDAN	BMW	760 Li AT	2007	1.025	1,832,000,000	1,877,800,000
1061	101054	SEDAN	BMW	760 Li AT	2006	1.025	1,599,000,000	1,638,975,000
1062	101054	SEDAN	BMW	760 Li AT	2005	1.025	1,380,000,000	1,414,500,000
1063	101054	SEDAN	BMW	760 Li AT	2004	1.025	1,149,000,000	1,177,725,000
1064	101054	SEDAN	BMW	760 Li AT	2003	1.025	1,021,000,000	1,046,525,000
1065	101054	SEDAN	BMW	850 Ci	1998	1.025	343,000,000	351,575,000
1066	101054	SEDAN	BMW	i8 COUPE A/T	2019	1.025	3,379,000,000	3,463,475,000
1067	101054	SEDAN	BMW	i8 RHD A/T	2019	1.025	3,100,000,000	3,177,500,000
1068	101054	SEDAN	BMW	i8 RHD A/T	2018	1.025	2,945,000,000	3,018,625,000
1069	101054	SEDAN	BMW	i8 RHD A/T	2017	1.025	2,798,000,000	2,867,950,000
1070	101054	SEDAN	BMW	i8 ROADSTER A/T	2019	1.025	3,564,000,000	3,653,100,000
1071	101054	SEDAN	BMW	M2 COMPETITION A/T	2019	1.025	1,081,000,000	1,108,025,000
1072	101054	SEDAN	BMW	M2 COMPETITION M/T	2019	1.025	1,003,000,000	1,028,075,000
1073	101054	SEDAN	BMW	M2 COUPE A/T	2019	1.025	1,209,000,000	1,239,225,000
1074	101054	SEDAN	BMW	M2 COUPE A/T	2018	1.025	1,149,000,000	1,177,725,000
1075	101054	SEDAN	BMW	M2 COUPE A/T	2017	1.025	1,092,000,000	1,119,300,000
1076	101054	SEDAN	BMW	M2 COUPE A/T	2016	1.025	1,038,000,000	1,063,950,000
1077	101054	SEDAN	BMW	M3 A/T	2019	1.025	1,755,000,000	1,798,875,000
1078	101054	SEDAN	BMW	M3 A/T	2018	1.025	1,668,000,000	1,709,700,000
1079	101054	SEDAN	BMW	M3 A/T	2017	1.025	1,585,000,000	1,624,625,000
1080	101054	SEDAN	BMW	M3 COUPE	2012	1.025	1,521,000,000	1,559,025,000
1081	101054	SEDAN	BMW	M3 COUPE	2011	1.025	1,491,000,000	1,528,275,000
1082	101054	SEDAN	BMW	M3 COUPE	2010	1.025	1,373,000,000	1,407,325,000
1083	101054	SEDAN	BMW	M4 COUPE A/T	2019	1.025	1,833,000,000	1,878,825,000
1084	101054	SEDAN	BMW	M4 COUPE A/T	2018	1.025	1,742,000,000	1,785,550,000
1085	101054	SEDAN	BMW	M4 COUPE A/T	2017	1.025	1,655,000,000	1,696,375,000
1086	101054	SEDAN	BMW	M4 GTS COUPE A/T	2019	1.025	2,235,000,000	2,290,875,000
1087	101054	SEDAN	BMW	M4 GTS COUPE A/T	2018	1.025	2,124,000,000	2,177,100,000
1088	101054	SEDAN	BMW	M4 GTS COUPE A/T	2017	1.025	2,018,000,000	2,068,450,000
1089	101054	SEDAN	BMW	M5	2007	1.025	1,174,000,000	1,203,350,000
1090	101054	SEDAN	BMW	M5	2006	1.025	1,035,000,000	1,060,875,000
1091	101054	SEDAN	BMW	M5	2005	1.025	872,000,000	893,800,000
1092	101054	SEDAN	BMW	M5	2004	1.025	760,000,000	779,000,000
1093	101054	SEDAN	BMW	M5 A/T	2019	1.025	3,168,000,000	3,247,200,000
1094	101054	SEDAN	BMW	M5 A/T	2018	1.025	3,010,000,000	3,085,250,000
1095	101054	SEDAN	BMW	M5 A/T	2017	1.025	2,860,000,000	2,931,500,000
1096	101054	SEDAN	BMW	M6	2007	1.025	1,541,000,000	1,579,525,000
1097	101054	SEDAN	BMW	M6	2006	1.025	1,343,000,000	1,376,575,000
1098	101054	SEDAN	BMW	M6 COUPE A/T	2019	1.025	2,494,000,000	2,556,350,000
1099	101054	SEDAN	BMW	M6 COUPE A/T	2018	1.025	2,370,000,000	2,429,250,000
1100	101054	SEDAN	BMW	M6 COUPE A/T	2017	1.025	2,252,000,000	2,308,300,000
1101	101054	SEDAN	BMW	M6 GRAN COUPE A/T	2018	1.025	2,650,000,000	2,716,250,000
1102	101054	SEDAN	BMW	M6 GRAN COUPE A/T	2017	1.025	638,000,000	653,950,000
1103	101054	SEDAN	BMW	M6 GRAND COUPE A/T	2019	1.025	2,650,000,000	2,716,250,000
1104	101054	SEDAN	BMW	M760Li XDRIVE A/T	2019	1.025	4,249,000,000	4,355,225,000
1105	101054	SEDAN	BMW	M760Li XDRIVE A/T	2018	1.025	4,249,000,000	4,355,225,000
1106	101054	SEDAN	BMW	M COUPE MT	2011	1.025	889,000,000	911,225,000
1107	101054	SEDAN	BMW	ROADSTER Z3 / 2.0 AT	2003	1.025	292,000,000	299,300,000
1108	101054	SEDAN	BMW	ROADSTER Z3 / 2.0 AT	2002	1.025	276,000,000	282,900,000
1109	101054	SEDAN	BMW	ROADSTER Z3 / 2.0 AT	2001	1.025	250,000,000	256,250,000
1110	101054	SEDAN	BMW	ROADSTER Z3 / 2.0 AT	2000	1.025	239,000,000	244,975,000
1111	101054	SEDAN	BMW	ROADSTER Z3 / 2.0 AT	1999	1.025	168,000,000	172,200,000
1112	101054	SEDAN	BMW	ROADSTER Z3 / 2.0 MT	2003	1.025	223,000,000	228,575,000
1113	101054	SEDAN	BMW	ROADSTER Z3 / 2.0 MT	2002	1.025	215,000,000	220,375,000
1114	101054	SEDAN	BMW	ROADSTER Z3 / 2.0 MT	2001	1.025	208,000,000	213,200,000
1115	101054	SEDAN	BMW	ROADSTER Z3 / 2.0 MT	2000	1.025	200,000,000	205,000,000
1116	101054	SEDAN	BMW	ROADSTER Z3 / 2.0 MT	1999	1.025	180,000,000	184,500,000
1117	101054	SEDAN	BMW	ROADSTER Z3 / 2.2 AT	2004	1.025	395,000,000	404,875,000
1118	101054	SEDAN	BMW	ROADSTER Z3 / 2.2 AT	2003	1.025	317,000,000	324,925,000
1119	101054	SEDAN	BMW	ROADSTER Z3 / 2.2 AT	2002	1.025	259,000,000	265,475,000
1120	101054	SEDAN	BMW	ROADSTER Z3 / 2.2 AT	2001	1.025	231,000,000	236,775,000
1121	101054	SEDAN	BMW	ROADSTER Z3 / 2.2 AT	2000	1.025	220,000,000	225,500,000
1122	101054	SEDAN	BMW	ROADSTER Z3 / 2.2 AT	1999	1.025	195,000,000	199,875,000
1123	101054	SEDAN	BMW	ROADSTER Z3 / 2.8 AT	2003	1.025	392,000,000	401,800,000
1124	101054	SEDAN	BMW	ROADSTER Z3 / 2.8 AT	2002	1.025	378,000,000	387,450,000
1125	101054	SEDAN	BMW	ROADSTER Z3 / 2.8 AT	2001	1.025	367,000,000	376,175,000
1126	101054	SEDAN	BMW	ROADSTER Z3 / 2.8 AT	2000	1.025	360,000,000	369,000,000
1127	101054	SEDAN	BMW	Z4 2.498cc	2011	1.025	797,000,000	816,925,000
1128	101054	SEDAN	BMW	Z4 2.5i AT	2009	1.025	721,000,000	739,025,000
1129	101054	SEDAN	BMW	Z4 2.5i AT	2008	1.025	601,000,000	616,025,000
1130	101054	SEDAN	BMW	Z4 2.5i AT	2007	1.025	557,000,000	570,925,000
1131	101054	SEDAN	BMW	Z4 2.5i AT	2006	1.025	492,000,000	504,300,000
1132	101054	SEDAN	BMW	Z4 2.5i AT	2005	1.025	460,000,000	471,500,000
1133	101054	SEDAN	BMW	Z4 2.5 i STEPTRONIC	2005	1.025	463,000,000	474,575,000

NO	KODING	JENIS	MEREK	TIPE	TH BUAT	BOBOT	NJKB	DP PKB
1	2	3	4	5	6	7	8	9
1134	101054	SEDAN	BMW	Z4 3.0i AT	2008	1.025	777,000,000	796,425,000
1135	101054	SEDAN	BMW	Z4 3.0i AT	2007	1.025	719,000,000	736,975,000
1136	101054	SEDAN	BMW	Z4 3.0i AT	2006	1.025	631,000,000	646,775,000
1137	101054	SEDAN	BMW	Z4 3.0i AT	2005	1.025	570,000,000	584,250,000
1138	101054	SEDAN	BMW	Z4 3.0i STEPTRONIC	2005	1.025	673,000,000	689,825,000
1139	101054	SEDAN	BMW	Z4 3.0si Coupe	2008	1.025	706,000,000	723,650,000
1140	101054	SEDAN	BMW	Z4 3.0si Coupe	2007	1.025	636,000,000	651,900,000
1141	101054	SEDAN	BMW	Z4 3.0si Coupe	2006	1.025	607,000,000	622,175,000
1142	101054	SEDAN	BMW	Z4 M COUPE	2008	1.025	1,060,000,000	1,086,500,000
1143	101054	SEDAN	BMW	Z4 M COUPE	2007	1.025	981,000,000	1,005,525,000
1144	101054	SEDAN	BMW	Z4 M COUPE	2006	1.025	768,000,000	787,200,000
1145	101054	SEDAN	BMW	Z4 ROADSTER 3.0i	2006	1.025	650,000,000	666,250,000
1146	101054	SEDAN	BMW	Z4 ROADSTER 3.0i	2005	1.025	473,000,000	484,825,000
1147	101054	SEDAN	BMW	Z4 ROADSTER 3.0i	2004	1.025	419,000,000	429,475,000
1148	101054	SEDAN	BMW	Z4 ROADSTER 3.0i	2003	1.025	388,000,000	397,700,000
1149	101054	SEDAN	BMW	Z4 SDRIVE 20i A/T	2019	1.025	880,000,000	902,000,000
1150	101054	SEDAN	BMW	Z4 SDRIVE 20i A/T	2018	1.025	836,000,000	856,900,000
1151	101054	SEDAN	BMW	Z4 SDRIVE 20i A/T	2017	1.025	795,000,000	814,875,000
1152	101054	SEDAN	BMW	Z4 sDRIVE23i	2012	1.025	898,000,000	920,450,000
1153	101054	SEDAN	BMW	Z4 sDRIVE23i	2011	1.025	879,000,000	900,975,000
1154	101054	SEDAN	BMW	Z4 sDRIVE23i	2010	1.025	861,000,000	882,525,000
1155	101054	SEDAN	BMW	Z4 sDRIVE35i	2012	1.025	1,258,000,000	1,289,450,000
1156	101054	SEDAN	BMW	Z4 sDRIVE35i	2011	1.025	1,247,000,000	1,278,175,000
1157	101054	SEDAN	BMW	Z4 sDRIVE35i	2010	1.025	1,222,000,000	1,252,550,000
1158	101057	SEDAN	BORGWARD	BORGWARD	1980	1.025	11,000,000	11,275,000
1159	101066	SEDAN	BUICK	BUICK	1980	1.025	11,000,000	11,275,000
1160	101066	SEDAN	BUICK	BUICK SUPER	1980	1.025	11,000,000	11,275,000
1161	101069	SEDAN	CADILLAC	CADILLAC	1980	1.025	11,000,000	11,275,000
1162	101069	SEDAN	CADILLAC	DEVILLE	2001	1.025	475,000,000	486,875,000
1163	101079	SEDAN	CHEVROLET	AVEO SEDAN 1.4 LS M/T	2013	1.025	160,000,000	164,000,000
1164	101079	SEDAN	CHEVROLET	AVEO SEDAN 1.4 LT A/T	2015	1.025	194,000,000	198,850,000
1165	101079	SEDAN	CHEVROLET	AVEO SEDAN 1.4 LT A/T	2014	1.025	185,000,000	189,625,000
1166	101079	SEDAN	CHEVROLET	AVEO SEDAN 1.4 LT A/T	2013	1.025	175,000,000	179,375,000
1167	101079	SEDAN	CHEVROLET	AVEO SEDAN 1.4 LT M/T	2015	1.025	182,000,000	186,550,000
1168	101079	SEDAN	CHEVROLET	AVEO SEDAN 1.4 LT M/T	2014	1.025	173,000,000	177,325,000
1169	101079	SEDAN	CHEVROLET	AVEO SEDAN 1.4 LT M/T	2013	1.025	166,000,000	170,150,000
1170	101079	SEDAN	CHEVROLET	AVEO SEDAN 1.6 LTZ A/T	2015	1.025	206,000,000	211,150,000
1171	101079	SEDAN	CHEVROLET	AVEO SEDAN 1.6 LTZ A/T	2014	1.025	196,000,000	200,900,000
1172	101079	SEDAN	CHEVROLET	AVEO SEDAN 1.6 LTZ A/T	2013	1.025	175,000,000	179,375,000
1173	101079	SEDAN	CHEVROLET	AVEO SEDAN 1.6 LTZ M/T	2013	1.025	166,000,000	170,150,000
1174	101079	SEDAN	CHEVROLET	BELLAIR 2/4 PINTU STIR KANAN	1980	1.025	11,000,000	11,275,000
1175	101079	SEDAN	CHEVROLET	BELLAIR 2/4 PINTU STIR KIRI	1980	1.025	11,000,000	11,275,000
1176	101079	SEDAN	CHEVROLET	BISCANE 2/4 PINTU STIR KANAN	1980	1.025	11,000,000	11,275,000
1177	101079	SEDAN	CHEVROLET	BISCANE 2/4 PINTU STIR KIRI	1980	1.025	11,000,000	11,275,000
1178	101079	SEDAN	CHEVROLET	CAMARO	1980	1.025	11,000,000	11,275,000
1179	101079	SEDAN	CHEVROLET	CAPRICE	1980	1.025	11,000,000	11,275,000
1180	101079	SEDAN	CHEVROLET	CHEVY II	1980	1.025	11,000,000	11,275,000
1181	101079	SEDAN	CHEVROLET	CONVAIR	1981	1.025	15,000,000	15,375,000
1182	101079	SEDAN	CHEVROLET	CONVAIR	1980	1.025	11,000,000	11,275,000
1183	101079	SEDAN	CHEVROLET	CRUZE 1.4L TURBO LTZ (4X2) A/T	2017	1.025	347,000,000	355,675,000
1184	101079	SEDAN	CHEVROLET	CRUZE 1.8L A/T	2012	1.025	264,000,000	270,600,000
1185	101079	SEDAN	CHEVROLET	CRUZE 1.8L A/T	2011	1.025	259,000,000	265,475,000
1186	101079	SEDAN	CHEVROLET	CRUZE 1.8L A/T	2010	1.025	238,000,000	243,950,000
1187	101079	SEDAN	CHEVROLET	CRUZE 1.8L M/T	2012	1.025	243,000,000	249,075,000
1188	101079	SEDAN	CHEVROLET	CRUZE 1.8L M/T	2011	1.025	238,000,000	243,950,000
1189	101079	SEDAN	CHEVROLET	CRUZE 1.8L M/T	2010	1.025	219,000,000	224,475,000
1190	101079	SEDAN	CHEVROLET	FIRST 14 ST 3550cc	1980	1.025	10,000,000	10,250,000
1191	101079	SEDAN	CHEVROLET	G.M.C	1980	1.025	11,000,000	11,275,000
1192	101079	SEDAN	CHEVROLET	IMPALA	1980	1.025	11,000,000	11,275,000
1193	101079	SEDAN	CHEVROLET	IMPALA SPORT AUTOMATIC	1980	1.025	11,000,000	11,275,000
1194	101079	SEDAN	CHEVROLET	IMPALA SPORT MT	1980	1.025	16,000,000	16,400,000
1195	101079	SEDAN	CHEVROLET	KALOS 1.4L AT	2012	1.025	142,000,000	145,550,000
1196	101079	SEDAN	CHEVROLET	KALOS 1.4L AT	2011	1.025	139,000,000	142,475,000
1197	101079	SEDAN	CHEVROLET	KALOS 1.4L AT	2010	1.025	128,000,000	131,200,000
1198	101079	SEDAN	CHEVROLET	KALOS 1.4L AT	2009	1.025	124,000,000	127,100,000
1199	101079	SEDAN	CHEVROLET	KALOS 1.4L AT	2008	1.025	118,000,000	120,950,000
1200	101079	SEDAN	CHEVROLET	KALOS 1.4L AT	2007	1.025	114,000,000	116,850,000
1201	101079	SEDAN	CHEVROLET	KALOS 1.4L AT	2006	1.025	103,000,000	105,575,000
1202	101079	SEDAN	CHEVROLET	KALOS 1.4L LS MT	2015	1.025	139,000,000	142,475,000
1203	101079	SEDAN	CHEVROLET	KALOS 1.4L LS MT	2014	1.025	132,000,000	135,300,000
1204	101079	SEDAN	CHEVROLET	KALOS 1.4L LS MT	2013	1.025	127,000,000	130,175,000
1205	101079	SEDAN	CHEVROLET	KALOS 1.4L LS MT	2012	1.025	126,000,000	129,150,000
1206	101079	SEDAN	CHEVROLET	KALOS 1.4L LS MT	2011	1.025	123,000,000	126,075,000
1207	101079	SEDAN	CHEVROLET	KALOS 1.4L LS MT	2010	1.025	114,000,000	116,850,000
1208	101079	SEDAN	CHEVROLET	KALOS 1.4L LS MT	2009	1.025	111,000,000	113,775,000
1209	101079	SEDAN	CHEVROLET	KALOS 1.4L LS MT	2008	1.025	100,000,000	102,500,000
1210	101079	SEDAN	CHEVROLET	KALOS 1.4L LS MT	2007	1.025	100,000,000	102,500,000
1211	101079	SEDAN	CHEVROLET	KALOS 1.4L LS MT	2006	1.025	89,000,000	91,225,000
1212	101079	SEDAN	CHEVROLET	KALOS 1.4L LT MT	2012	1.025	134,000,000	137,350,000
1213	101079	SEDAN	CHEVROLET	KALOS 1.4L LT MT	2011	1.025	131,000,000	134,275,000
1214	101079	SEDAN	CHEVROLET	KALOS 1.4L LT MT	2010	1.025	121,000,000	124,025,000
1215	101079	SEDAN	CHEVROLET	KALOS 1.4L LT MT	2009	1.025	117,000,000	119,925,000
1216	101079	SEDAN	CHEVROLET	KALOS 1.4L LT MT	2008	1.025	112,000,000	114,800,000
1217	101079	SEDAN	CHEVROLET	KALOS 1.4L LT MT	2007	1.025	107,000,000	109,675,000
1218	101079	SEDAN	CHEVROLET	KALOS 1.4L LT MT	2006	1.025	96,000,000	98,400,000
1219	101079	SEDAN	CHEVROLET	KALOS 4S 140 DK	2005	1.025	143,000,000	146,575,000
1220	101079	SEDAN	CHEVROLET	LOVA 1.4L M/T	2015	1.025	146,000,000	149,650,000
1221	101079	SEDAN	CHEVROLET	LOVA 1.4L M/T	2014	1.025	139,000,000	142,475,000

NO	KODING	JENIS	MEREK	TIPE	TH BUAT	BOBOT	NJKB	DP PKB
1	2	3	4	5	6	7	8	9
1222	101079	SEDAN	CHEVROLET	LOVA 1.4L M/T	2013	1.025	131,000,000	134,275,000
1223	101079	SEDAN	CHEVROLET	LOVA 1.4L M/T	2012	1.025	114,000,000	116,850,000
1224	101079	SEDAN	CHEVROLET	LOVA 1.4L M/T	2011	1.025	109,000,000	111,725,000
1225	101079	SEDAN	CHEVROLET	LOVA 1.4L M/T	2010	1.025	99,000,000	101,475,000
1226	101079	SEDAN	CHEVROLET	LOVA 1.4L M/T	2009	1.025	97,000,000	99,425,000
1227	101079	SEDAN	CHEVROLET	LOVA 1.4L M/T	2008	1.025	89,000,000	91,225,000
1228	101079	SEDAN	CHEVROLET	LUMINA LTZ AT 3.8 L	2002	1.025	182,000,000	186,550,000
1229	101079	SEDAN	CHEVROLET	LUMINA LTZ AT 3.8 L	2001	1.025	167,000,000	171,175,000
1230	101079	SEDAN	CHEVROLET	LUMINA LTZ AT 3.8 L	2000	1.025	133,000,000	136,325,000
1231	101079	SEDAN	CHEVROLET	LUV	1980	1.025	9,000,000	9,225,000
1232	101079	SEDAN	CHEVROLET	LUV KBD 20 DIESEL	1985	1.025	14,000,000	14,350,000
1233	101079	SEDAN	CHEVROLET	LUV KBD 20 DIESEL	1980	1.025	10,500,000	10,762,500
1234	101079	SEDAN	CHEVROLET	LUV KBD 21 DIESEL	1985	1.025	17,000,000	17,425,000
1235	101079	SEDAN	CHEVROLET	LUV KBD 25 DIESEL	1980	1.025	16,000,000	16,400,000
1236	101079	SEDAN	CHEVROLET	LUV LONG CHASSIS KBD 25 DIESEL	1980	1.025	9,500,000	9,737,500
1237	101079	SEDAN	CHEVROLET	LUV STANDARD BENSIN KB 20 1584cc EX PICK UP	1980	1.025	13,000,000	13,325,000
1238	101079	SEDAN	CHEVROLET	LUV STANDARD KB 20	1980	1.025	10,500,000	10,762,500
1239	101079	SEDAN	CHEVROLET	MALIBU	1980	1.025	13,000,000	13,325,000
1240	101079	SEDAN	CHEVROLET	NOVA SS	1980	1.025	10,000,000	10,250,000
1241	101079	SEDAN	CHEVROLET	OPTRA 1.6L LS A/T	2011	1.025	171,000,000	175,275,000
1242	101079	SEDAN	CHEVROLET	OPTRA 1.6L LS A/T	2010	1.025	154,000,000	157,850,000
1243	101079	SEDAN	CHEVROLET	OPTRA 1.6L LS A/T	2009	1.025	141,000,000	144,525,000
1244	101079	SEDAN	CHEVROLET	OPTRA 1.6L LS A/T	2008	1.025	122,000,000	125,050,000
1245	101079	SEDAN	CHEVROLET	OPTRA 1.6L LS M/T	2011	1.025	160,000,000	164,000,000
1246	101079	SEDAN	CHEVROLET	OPTRA 1.6L LS M/T	2010	1.025	144,000,000	147,600,000
1247	101079	SEDAN	CHEVROLET	OPTRA 1.6L LS M/T	2009	1.025	134,000,000	137,350,000
1248	101079	SEDAN	CHEVROLET	OPTRA 1.6L LS M/T	2008	1.025	120,000,000	123,000,000
1249	101079	SEDAN	CHEVROLET	OPTRA 1.8L LS AT	2008	1.025	122,000,000	125,050,000
1250	101079	SEDAN	CHEVROLET	OPTRA 1.8L LS AT	2007	1.025	121,000,000	124,025,000
1251	101079	SEDAN	CHEVROLET	OPTRA 1.8L LS AT	2006	1.025	108,000,000	110,700,000
1252	101079	SEDAN	CHEVROLET	OPTRA 1.8L LS AT	2005	1.025	99,000,000	101,475,000
1253	101079	SEDAN	CHEVROLET	OPTRA 1.8L LS AT	2004	1.025	86,000,000	88,150,000
1254	101079	SEDAN	CHEVROLET	OPTRA 1.8L LS AT	2003	1.025	78,000,000	79,950,000
1255	101079	SEDAN	CHEVROLET	OPTRA 1.8L LS MT	2008	1.025	120,000,000	123,000,000
1256	101079	SEDAN	CHEVROLET	OPTRA 1.8L LS MT	2007	1.025	118,000,000	120,950,000
1257	101079	SEDAN	CHEVROLET	OPTRA 1.8L LS MT	2006	1.025	101,000,000	103,525,000
1258	101079	SEDAN	CHEVROLET	OPTRA 1.8L LS MT	2005	1.025	94,000,000	96,350,000
1259	101079	SEDAN	CHEVROLET	OPTRA 1.8L LS MT	2004	1.025	82,000,000	84,050,000
1260	101079	SEDAN	CHEVROLET	OPTRA 1.8L LS MT	2003	1.025	74,000,000	75,850,000
1261	101079	SEDAN	CHEVROLET	OPTRA 1.8L LT AT	2008	1.025	138,000,000	141,450,000
1262	101079	SEDAN	CHEVROLET	OPTRA 1.8L LT AT	2007	1.025	137,000,000	140,425,000
1263	101079	SEDAN	CHEVROLET	OPTRA 1.8L LT AT	2006	1.025	116,000,000	118,900,000
1264	101079	SEDAN	CHEVROLET	OPTRA 1.8L LT AT	2005	1.025	107,000,000	109,675,000
1265	101079	SEDAN	CHEVROLET	OPTRA 1.8L LT AT	2004	1.025	93,000,000	95,325,000
1266	101079	SEDAN	CHEVROLET	OPTRA 1.8L LT AT	2003	1.025	84,000,000	86,100,000
1267	101079	SEDAN	CHEVROLET	OPTRA 1.8L LT MT	2008	1.025	135,000,000	138,375,000
1268	101079	SEDAN	CHEVROLET	OPTRA 1.8L LT MT	2007	1.025	134,000,000	137,350,000
1269	101079	SEDAN	CHEVROLET	OPTRA 1.8L LT MT	2006	1.025	111,000,000	113,775,000
1270	101079	SEDAN	CHEVROLET	OPTRA 1.8L LT MT	2005	1.025	103,000,000	105,575,000
1271	101079	SEDAN	CHEVROLET	OPTRA 1.8L LT MT	2004	1.025	90,000,000	92,250,000
1272	101079	SEDAN	CHEVROLET	OPTRA 1.8L LT MT	2003	1.025	80,000,000	82,000,000
1273	101079	SEDAN	CHEVROLET	OT KB 20	1987	1.025	21,000,000	21,525,000
1274	101080	SEDAN	CHRYSLER	300 C 3.0 AT	2010	1.025	614,000,000	629,350,000
1275	101080	SEDAN	CHRYSLER	300C 3.5 AUTOMATIC	2007	1.025	530,000,000	543,250,000
1276	101080	SEDAN	CHRYSLER	300C 3.5 AUTOMATIC	2006	1.025	450,000,000	461,250,000
1277	101080	SEDAN	CHRYSLER	300C 6.1	2007	1.025	778,000,000	797,450,000
1278	101080	SEDAN	CHRYSLER	300 C AT (5.700 CC)	2007	1.025	739,000,000	757,475,000
1279	101080	SEDAN	CHRYSLER	300 C AT (5.700 CC)	2006	1.025	663,000,000	679,575,000
1280	101080	SEDAN	CHRYSLER	300C AUTOMATIC	2007	1.025	530,000,000	543,250,000
1281	101080	SEDAN	CHRYSLER	300C AUTOMATIC	2006	1.025	450,000,000	461,250,000
1282	101080	SEDAN	CHRYSLER	4 CYL 1800cc	1993	1.025	18,000,000	18,450,000
1283	101080	SEDAN	CHRYSLER	4 CYL 1800cc	1992	1.025	17,000,000	17,425,000
1284	101080	SEDAN	CHRYSLER	4 CYL 1800cc	1991	1.025	16,000,000	16,400,000
1285	101080	SEDAN	CHRYSLER	4 CYL 1800cc	1990	1.025	14,000,000	14,350,000
1286	101080	SEDAN	CHRYSLER	4 CYL 1800cc	1989	1.025	13,500,000	13,837,500
1287	101080	SEDAN	CHRYSLER	4 CYL 1800cc	1988	1.025	13,000,000	13,325,000
1288	101080	SEDAN	CHRYSLER	4 CYL 1800cc	1987	1.025	12,500,000	12,812,500
1289	101080	SEDAN	CHRYSLER	4 CYL 1800cc	1986	1.025	12,000,000	12,300,000
1290	101080	SEDAN	CHRYSLER	4 CYL 1800cc	1985	1.025	11,500,000	11,787,500
1291	101080	SEDAN	CHRYSLER	4 CYL 1800cc	1984	1.025	11,000,000	11,275,000
1292	101080	SEDAN	CHRYSLER	4 CYL 1800cc	1983	1.025	10,500,000	10,762,500
1293	101080	SEDAN	CHRYSLER	4 CYL 1800cc	1982	1.025	9,500,000	9,737,500
1294	101080	SEDAN	CHRYSLER	4 CYL 1800cc	1981	1.025	9,000,000	9,225,000
1295	101080	SEDAN	CHRYSLER	4 CYL 1800cc	1980	1.025	6,500,000	6,662,500
1296	101080	SEDAN	CHRYSLER	CROWN/MMP	1980	1.025	11,000,000	11,275,000
1297	101080	SEDAN	CHRYSLER	NEON	1998	1.025	80,000,000	82,000,000
1298	101080	SEDAN	CHRYSLER	NEON 2.0	2006	1.025	102,000,000	104,550,000
1299	101080	SEDAN	CHRYSLER	NEON 2.0 AT	2002	1.025	52,000,000	53,300,000
1300	101080	SEDAN	CHRYSLER	NEON 2.0 AT	2001	1.025	46,000,000	47,150,000
1301	101080	SEDAN	CHRYSLER	NEON 2.0i 16 V NEW	2003	1.025	140,000,000	143,500,000
1302	101080	SEDAN	CHRYSLER	NEON 2.0 L	2004	1.025	78,000,000	79,950,000
1303	101080	SEDAN	CHRYSLER	NEON 2.0 L	2003	1.025	69,000,000	70,725,000
1304	101080	SEDAN	CHRYSLER	NEON 2.0 L	2002	1.025	68,000,000	69,700,000
1305	101080	SEDAN	CHRYSLER	NEON 2.0 L	2001	1.025	66,000,000	67,650,000
1306	101080	SEDAN	CHRYSLER	PT CRUISER 2.0 AT	2002	1.025	121,000,000	124,025,000
1307	101080	SEDAN	CHRYSLER	PT CRUISER 2.0 AT	2001	1.025	98,000,000	100,450,000
1308	101080	SEDAN	CHRYSLER	PT CRUISER 2.0 LIMITED EDITION	2004	1.025	174,000,000	178,350,000
1309	101080	SEDAN	CHRYSLER	PT CRUISER 2.0 LIMITED EDITION	2003	1.025	148,000,000	151,700,000

NO	KODING	JENIS	MEREK	TIPE	TH BUAT	BOBOT	NJKB	DP PKB
1	2	3	4	5	6	7	8	9
1310	101080	SEDAN	CHRYSLER	PT CRUISER 2.0 LIMITED EDITION	2002	1.025	143,000,000	146,575,000
1311	101080	SEDAN	CHRYSLER	PT CRUISER 2.0 LIMITED EDITION	2001	1.025	133,000,000	136,325,000
1312	101080	SEDAN	CHRYSLER	SEBRING CABRIO 2.7	2011	1.025	409,000,000	419,225,000
1313	101080	SEDAN	CHRYSLER	SEBRING CARBIO 2.7	2011	1.025	409,000,000	419,225,000
1314	101082	SEDAN	CITROEN	1220cc	1982	1.025	17,000,000	17,425,000
1315	101082	SEDAN	CITROEN	1220cc	1981	1.025	16,000,000	16,400,000
1316	101082	SEDAN	CITROEN	1220cc	1980	1.025	10,000,000	10,250,000
1317	101082	SEDAN	CITROEN	2000cc	1980	1.025	9,000,000	9,225,000
1318	101082	SEDAN	CITROEN	2870cc	1987	1.025	16,000,000	16,400,000
1319	101082	SEDAN	CITROEN	2870cc	1986	1.025	15,000,000	15,375,000
1320	101082	SEDAN	CITROEN	2870cc	1985	1.025	14,000,000	14,350,000
1321	101082	SEDAN	CITROEN	2870cc	1984	1.025	13,500,000	13,837,500
1322	101082	SEDAN	CITROEN	2870cc	1983	1.025	13,000,000	13,325,000
1323	101082	SEDAN	CITROEN	2870cc	1982	1.025	12,500,000	12,812,500
1324	101082	SEDAN	CITROEN	2870cc	1981	1.025	12,000,000	12,300,000
1325	101082	SEDAN	CITROEN	2870cc	1980	1.025	9,000,000	9,225,000
1326	101082	SEDAN	CITROEN	435cc	1984	1.025	15,000,000	15,375,000
1327	101082	SEDAN	CITROEN	435cc	1983	1.025	14,000,000	14,350,000
1328	101082	SEDAN	CITROEN	435cc	1982	1.025	13,000,000	13,325,000
1329	101082	SEDAN	CITROEN	435cc	1981	1.025	12,000,000	12,300,000
1330	101082	SEDAN	CITROEN	435cc	1980	1.025	8,500,000	8,712,500
1331	101082	SEDAN	CITROEN	600cc	1983	1.025	15,000,000	15,375,000
1332	101082	SEDAN	CITROEN	600cc	1982	1.025	14,000,000	14,350,000
1333	101082	SEDAN	CITROEN	600cc	1981	1.025	13,000,000	13,325,000
1334	101082	SEDAN	CITROEN	600cc	1980	1.025	8,500,000	8,712,500
1335	101082	SEDAN	CITROEN	BX 16 TRS AT	1994	1.025	22,000,000	22,550,000
1336	101082	SEDAN	CITROEN	BX 16 TRS AT	1993	1.025	21,000,000	21,525,000
1337	101082	SEDAN	CITROEN	BX 16 TRS AT	1992	1.025	20,000,000	20,500,000
1338	101082	SEDAN	CITROEN	BX 16 TRS AT	1991	1.025	19,000,000	19,475,000
1339	101082	SEDAN	CITROEN	BX 16 TRS AT	1990	1.025	17,000,000	17,425,000
1340	101082	SEDAN	CITROEN	BX 16 TRS AT	1989	1.025	16,500,000	16,912,500
1341	101082	SEDAN	CITROEN	BX 16 TRS AT	1988	1.025	16,000,000	16,400,000
1342	101082	SEDAN	CITROEN	BX 16 TRS AT	1987	1.025	15,000,000	15,375,000
1343	101082	SEDAN	CITROEN	BX 16 TRS AT	1986	1.025	14,000,000	14,350,000
1344	101082	SEDAN	CITROEN	BX 16 TRS MT	1995	1.025	25,000,000	25,625,000
1345	101082	SEDAN	CITROEN	BX 16 TRS MT	1994	1.025	24,000,000	24,600,000
1346	101082	SEDAN	CITROEN	BX 16 TRS MT	1993	1.025	23,000,000	23,575,000
1347	101082	SEDAN	CITROEN	BX 16 TRS MT	1992	1.025	21,000,000	21,525,000
1348	101082	SEDAN	CITROEN	BX 16 TRS MT	1991	1.025	20,000,000	20,500,000
1349	101082	SEDAN	CITROEN	BX 16 TRS MT	1990	1.025	18,000,000	18,450,000
1350	101082	SEDAN	CITROEN	BX 16 TRS MT	1989	1.025	17,000,000	17,425,000
1351	101082	SEDAN	CITROEN	BX 16 TRS MT	1988	1.025	16,000,000	16,400,000
1352	101082	SEDAN	CITROEN	BX 16 TRS MT	1987	1.025	14,000,000	14,350,000
1353	101082	SEDAN	CITROEN	BX 16 TRS MT	1986	1.025	13,000,000	13,325,000
1354	101082	SEDAN	CITROEN	BX 16 TRS SPORT	1991	1.025	21,000,000	21,525,000
1355	101082	SEDAN	CITROEN	BX 16 TRS SPORT	1990	1.025	19,000,000	19,475,000
1356	101082	SEDAN	CITROEN	BX 16 TRS SPORT	1989	1.025	18,000,000	18,450,000
1357	101082	SEDAN	CITROEN	BX 16 TRS SPORT	1988	1.025	16,000,000	16,400,000
1358	101082	SEDAN	CITROEN	BX 16 TRS SPORT	1987	1.025	15,000,000	15,375,000
1359	101082	SEDAN	CITROEN	BX 16 TRS SPORT	1986	1.025	14,000,000	14,350,000
1360	101082	SEDAN	CITROEN	BX 19 1900cc	1994	1.025	31,000,000	31,775,000
1361	101082	SEDAN	CITROEN	BX 19 1900cc	1993	1.025	29,000,000	29,725,000
1362	101082	SEDAN	CITROEN	BX 19 1900cc	1992	1.025	27,000,000	27,675,000
1363	101082	SEDAN	CITROEN	BX 19 1900cc	1991	1.025	24,000,000	24,600,000
1364	101082	SEDAN	CITROEN	BX 19 1900cc	1990	1.025	21,000,000	21,525,000
1365	101082	SEDAN	CITROEN	BX 19 1900cc	1989	1.025	20,000,000	20,500,000
1366	101082	SEDAN	CITROEN	BX 19 1900cc	1988	1.025	19,000,000	19,475,000
1367	101082	SEDAN	CITROEN	BX 19 1900cc	1987	1.025	18,000,000	18,450,000
1368	101082	SEDAN	CITROEN	BX 19 GTI 1900cc	1994	1.025	31,000,000	31,775,000
1369	101082	SEDAN	CITROEN	BX 19 GTI 1900cc	1993	1.025	29,000,000	29,725,000
1370	101082	SEDAN	CITROEN	BX 19 GTI 1900cc	1992	1.025	27,000,000	27,675,000
1371	101082	SEDAN	CITROEN	BX 19 GTI 1900cc	1991	1.025	24,000,000	24,600,000
1372	101082	SEDAN	CITROEN	BX 19 GTI 1900cc	1990	1.025	21,000,000	21,525,000
1373	101082	SEDAN	CITROEN	BX 19 GTI 1900cc	1989	1.025	20,000,000	20,500,000
1374	101082	SEDAN	CITROEN	BX 19 GTI 1900cc	1988	1.025	19,000,000	19,475,000
1375	101082	SEDAN	CITROEN	BX 19 GTI 1900cc	1987	1.025	18,000,000	18,450,000
1376	101082	SEDAN	CITROEN	CHIC	1986	1.025	8,000,000	8,200,000
1377	101082	SEDAN	CITROEN	COTTAGE	1986	1.025	12,000,000	12,300,000
1378	101082	SEDAN	CITROEN	COTTAGE	1985	1.025	11,000,000	11,275,000
1379	101082	SEDAN	CITROEN	COTTAGE	1984	1.025	10,000,000	10,250,000
1380	101082	SEDAN	CITROEN	CX 2400	1989	1.025	22,000,000	22,550,000
1381	101082	SEDAN	CITROEN	CX 2400 PALLAS	1993	1.025	28,000,000	28,700,000
1382	101082	SEDAN	CITROEN	CX 2400 PALLAS	1992	1.025	27,000,000	27,675,000
1383	101082	SEDAN	CITROEN	CX 2400 PALLAS	1991	1.025	26,000,000	26,650,000
1384	101082	SEDAN	CITROEN	CX 2400 PALLAS	1990	1.025	22,000,000	22,550,000
1385	101082	SEDAN	CITROEN	CX 2400 PALLAS	1989	1.025	21,000,000	21,525,000
1386	101082	SEDAN	CITROEN	CX 2400 PALLAS	1988	1.025	20,000,000	20,500,000
1387	101082	SEDAN	CITROEN	CX 2400 PALLAS	1987	1.025	19,000,000	19,475,000
1388	101082	SEDAN	CITROEN	CX 2400 PALLAS	1986	1.025	17,000,000	17,425,000
1389	101082	SEDAN	CITROEN	CX 2400 PALLAS	1985	1.025	16,000,000	16,400,000
1390	101082	SEDAN	CITROEN	CX 2400 PALLAS	1984	1.025	15,500,000	15,887,500
1391	101082	SEDAN	CITROEN	CX 2400 PALLAS	1983	1.025	15,000,000	15,375,000
1392	101082	SEDAN	CITROEN	CX 2400 PALLAS	1982	1.025	14,500,000	14,862,500
1393	101082	SEDAN	CITROEN	CX 2400 PALLAS	1981	1.025	14,000,000	14,350,000
1394	101082	SEDAN	CITROEN	CX 2400 PALLAS	1980	1.025	13,500,000	13,837,500
1395	101082	SEDAN	CITROEN	CX 2500 PALLAS	1979	1.025	13,000,000	13,325,000
1396	101082	SEDAN	CITROEN	CX 2500 PALLAS	1978	1.025	12,500,000	12,812,500
1397	101082	SEDAN	CITROEN	DX 1900	1988	1.025	13,000,000	13,325,000

NO	KODING	JENIS	MEREK	TIPE	TH BUAT	BOBOT	NJKB	DP PKB
1	2	3	4	5	6	7	8	9
1398	101082	SEDAN	CITROEN	GOLF SIERA	1995	1.025	29,000,000	29,725,000
1399	101082	SEDAN	CITROEN	GOLF SIERA	1994	1.025	27,000,000	27,675,000
1400	101082	SEDAN	CITROEN	GOLF SIERA	1993	1.025	24,000,000	24,600,000
1401	101082	SEDAN	CITROEN	GOLF SIERA	1992	1.025	23,000,000	23,575,000
1402	101082	SEDAN	CITROEN	GOLF SIERA	1991	1.025	21,000,000	21,525,000
1403	101082	SEDAN	CITROEN	GOLF SIERA	1990	1.025	19,000,000	19,475,000
1404	101082	SEDAN	CITROEN	GOLF SIERA	1989	1.025	18,000,000	18,450,000
1405	101082	SEDAN	CITROEN	GOLF SIERA	1988	1.025	17,000,000	17,425,000
1406	101082	SEDAN	CITROEN	GS	1982	1.025	10,400,000	10,660,000
1407	101082	SEDAN	CITROEN	GS	1981	1.025	10,200,000	10,455,000
1408	101082	SEDAN	CITROEN	GS	1980	1.025	9,000,000	9,225,000
1409	101082	SEDAN	CITROEN	GS 1015cc	1980	1.025	9,000,000	9,225,000
1410	101082	SEDAN	CITROEN	GS 1220	1987	1.025	13,000,000	13,325,000
1411	101082	SEDAN	CITROEN	GS 1220	1986	1.025	12,000,000	12,300,000
1412	101082	SEDAN	CITROEN	GS 1220	1985	1.025	11,000,000	11,275,000
1413	101082	SEDAN	CITROEN	GS 1220	1984	1.025	10,800,000	11,070,000
1414	101082	SEDAN	CITROEN	GS 1220	1983	1.025	10,600,000	10,865,000
1415	101082	SEDAN	CITROEN	GS 1220	1982	1.025	10,400,000	10,660,000
1416	101082	SEDAN	CITROEN	GS 1220	1981	1.025	10,200,000	10,455,000
1417	101082	SEDAN	CITROEN	GS 1220	1980	1.025	9,000,000	9,225,000
1418	101082	SEDAN	CITROEN	GS 1300cc	1997	1.025	23,000,000	23,575,000
1419	101082	SEDAN	CITROEN	GS 1300cc	1996	1.025	21,000,000	21,525,000
1420	101082	SEDAN	CITROEN	GS 1300cc	1995	1.025	20,000,000	20,500,000
1421	101082	SEDAN	CITROEN	GS 1300cc	1994	1.025	19,000,000	19,475,000
1422	101082	SEDAN	CITROEN	GS 1300cc	1993	1.025	18,000,000	18,450,000
1423	101082	SEDAN	CITROEN	GS 1300cc	1992	1.025	16,000,000	16,400,000
1424	101082	SEDAN	CITROEN	GS 1300cc	1991	1.025	15,000,000	15,375,000
1425	101082	SEDAN	CITROEN	GS 1300cc	1990	1.025	14,000,000	14,350,000
1426	101082	SEDAN	CITROEN	GS 1300cc	1989	1.025	13,000,000	13,325,000
1427	101082	SEDAN	CITROEN	GS 1300cc	1988	1.025	12,000,000	12,300,000
1428	101082	SEDAN	CITROEN	GS 1300cc	1987	1.025	11,000,000	11,275,000
1429	101082	SEDAN	CITROEN	PALLAS	1987	1.025	19,000,000	19,475,000
1430	101082	SEDAN	CITROEN	PALLAS	1986	1.025	17,000,000	17,425,000
1431	101082	SEDAN	CITROEN	PALLAS	1985	1.025	16,000,000	16,400,000
1432	101082	SEDAN	CITROEN	PALLAS	1984	1.025	15,500,000	15,887,500
1433	101082	SEDAN	CITROEN	PALLAS	1983	1.025	15,000,000	15,375,000
1434	101082	SEDAN	CITROEN	PALLAS	1982	1.025	14,500,000	14,862,500
1435	101082	SEDAN	CITROEN	PALLAS	1981	1.025	14,000,000	14,350,000
1436	101082	SEDAN	CITROEN	PALLAS	1980	1.025	12,500,000	12,812,500
1437	101082	SEDAN	CITROEN	STWG EX GS VAN	1987	1.025	16,000,000	16,400,000
1438	101082	SEDAN	CITROEN	STWG EX GS VAN	1986	1.025	15,000,000	15,375,000
1439	101082	SEDAN	CITROEN	STWG EX GS VAN	1985	1.025	14,000,000	14,350,000
1440	101082	SEDAN	CITROEN	STWG EX GS VAN	1984	1.025	13,500,000	13,837,500
1441	101082	SEDAN	CITROEN	STWG EX GS VAN	1983	1.025	13,000,000	13,325,000
1442	101082	SEDAN	CITROEN	STWG EX GS VAN	1982	1.025	12,800,000	13,120,000
1443	101082	SEDAN	CITROEN	STWG EX GS VAN	1981	1.025	12,600,000	12,915,000
1444	101082	SEDAN	CITROEN	STWG EX GS VAN	1980	1.025	8,500,000	8,712,500
1445	101082	SEDAN	CITROEN	STWG EX GS VAN 1300cc (GOLF SIERA)	1995	1.025	29,000,000	29,725,000
1446	101082	SEDAN	CITROEN	STWG EX GS VAN 1300cc (GOLF SIERA)	1994	1.025	27,000,000	27,675,000
1447	101082	SEDAN	CITROEN	STWG EX GS VAN 1300cc (GOLF SIERA)	1993	1.025	24,000,000	24,600,000
1448	101082	SEDAN	CITROEN	STWG EX GS VAN 1300cc (GOLF SIERA)	1992	1.025	23,000,000	23,575,000
1449	101082	SEDAN	CITROEN	STWG EX GS VAN 1300cc (GOLF SIERA)	1991	1.025	21,000,000	21,525,000
1450	101082	SEDAN	CITROEN	STWG EX GS VAN 1300cc (GOLF SIERA)	1990	1.025	19,000,000	19,475,000
1451	101082	SEDAN	CITROEN	STWG EX GS VAN 1300cc (GOLF SIERA)	1989	1.025	18,000,000	18,450,000
1452	101082	SEDAN	CITROEN	STWG EX GS VAN 1300cc (GOLF SIERA)	1988	1.025	17,000,000	17,425,000
1453	101082	SEDAN	CITROEN	XANITA SX	1994	1.025	27,000,000	27,675,000
1454	101082	SEDAN	CITROEN	XANITA VX	1994	1.025	27,000,000	27,675,000
1455	101082	SEDAN	CITROEN	XANITA ZX 2.0	1994	1.025	27,000,000	27,675,000
1456	101085	SEDAN	CONSUL	CONSUL	1980	1.025	11,000,000	11,275,000
1457	101086	SEDAN	CONTESSA	2 CYL 900	1980	1.025	10,500,000	10,762,500
1458	101086	SEDAN	CONTESSA	4 CYL	1980	1.025	11,500,000	11,787,500
1459	101089	SEDAN	DAEWOO	ESPERO AT	1998	1.025	32,000,000	32,800,000
1460	101089	SEDAN	DAEWOO	ESPERO AT	1997	1.025	30,000,000	30,750,000
1461	101089	SEDAN	DAEWOO	ESPERO AT	1996	1.025	27,000,000	27,675,000
1462	101089	SEDAN	DAEWOO	ESPERO AT	1995	1.025	23,000,000	23,575,000
1463	101089	SEDAN	DAEWOO	ESPERO CD-AT 2.0	2000	1.025	53,000,000	54,325,000
1464	101089	SEDAN	DAEWOO	ESPERO CD-AT 2.0	1999	1.025	41,000,000	42,025,000
1465	101089	SEDAN	DAEWOO	ESPERO CD-AT 2.0	1998	1.025	35,000,000	35,875,000
1466	101089	SEDAN	DAEWOO	ESPERO CD-MT 2.0	2000	1.025	46,000,000	47,150,000
1467	101089	SEDAN	DAEWOO	ESPERO CD-MT 2.0	1999	1.025	38,000,000	38,950,000
1468	101089	SEDAN	DAEWOO	ESPERO LE-AT 2.0	2000	1.025	53,000,000	54,325,000
1469	101089	SEDAN	DAEWOO	ESPERO LE-AT 2.0	1999	1.025	41,000,000	42,025,000
1470	101089	SEDAN	DAEWOO	ESPERO LE-MT 2.0	2000	1.025	51,000,000	52,275,000
1471	101089	SEDAN	DAEWOO	ESPERO LE-MT 2.0	1999	1.025	40,000,000	41,000,000
1472	101089	SEDAN	DAEWOO	ESPERO LE-MT 2.0	1998	1.025	32,000,000	32,800,000
1473	101089	SEDAN	DAEWOO	ESPERO LE-MT 2.0	1997	1.025	30,000,000	30,750,000
1474	101089	SEDAN	DAEWOO	ESPERO LE-MT 2.0	1996	1.025	27,000,000	27,675,000
1475	101089	SEDAN	DAEWOO	ESPERO MAN MT	1999	1.025	35,000,000	35,875,000
1476	101089	SEDAN	DAEWOO	ESPERO MAN MT	1998	1.025	32,000,000	32,800,000
1477	101089	SEDAN	DAEWOO	ESPERO MAN MT	1997	1.025	30,000,000	30,750,000
1478	101089	SEDAN	DAEWOO	ESPERO MAN MT	1996	1.025	23,000,000	23,575,000
1479	101089	SEDAN	DAEWOO	ESPERO MAN MT	1995	1.025	21,000,000	21,525,000
1480	101089	SEDAN	DAEWOO	LANOS MT 1500cc	2004	1.025	51,000,000	52,275,000
1481	101089	SEDAN	DAEWOO	LANOS MT 1500cc	2003	1.025	47,000,000	48,175,000
1482	101089	SEDAN	DAEWOO	LANOS MT 1500cc	2002	1.025	44,000,000	45,100,000
1483	101089	SEDAN	DAEWOO	LANOS MT 1500cc	2001	1.025	42,000,000	43,050,000
1484	101089	SEDAN	DAEWOO	LANOS MT 1500cc	2000	1.025	40,000,000	41,000,000
1485	101089	SEDAN	DAEWOO	LEGANZA 2.0 DOHC AT	2004	1.025	132,000,000	135,300,000

NO	KODING	JENIS	MEREK	TIPE	TH BUAT	BOBOT	NJKB	DP PKB
1	2	3	4	5	6	7	8	9
1486	101089	SEDAN	DAEWOO	LEGANZA 2.0 DOHC AT	2003	1.025	118,000,000	120,950,000
1487	101089	SEDAN	DAEWOO	LEGANZA 2.0 DOHC AT	2002	1.025	115,000,000	117,875,000
1488	101089	SEDAN	DAEWOO	LEGANZA 2.0 DOHC AT	2001	1.025	108,000,000	110,700,000
1489	101089	SEDAN	DAEWOO	LEGANZA 2.0 DOHC AT	2000	1.025	97,000,000	99,425,000
1490	101089	SEDAN	DAEWOO	LEGANZA 2.0 DOHC MT	2004	1.025	116,000,000	118,900,000
1491	101089	SEDAN	DAEWOO	LEGANZA 2.0 DOHC MT	2003	1.025	107,000,000	109,675,000
1492	101089	SEDAN	DAEWOO	LEGANZA 2.0 DOHC MT	2002	1.025	103,000,000	105,575,000
1493	101089	SEDAN	DAEWOO	LEGANZA 2.0 DOHC MT	2001	1.025	99,000,000	101,475,000
1494	101089	SEDAN	DAEWOO	LEGANZA 2.0 DOHC MT	2000	1.025	88,000,000	90,200,000
1495	101089	SEDAN	DAEWOO	MATIZ 0.8 MPI-796cc	2002	1.025	45,000,000	46,125,000
1496	101089	SEDAN	DAEWOO	MATIZ 0.8 MPI-796cc	2001	1.025	43,000,000	44,075,000
1497	101089	SEDAN	DAEWOO	MATIZ 0.8 MPI-796cc	2000	1.025	41,000,000	42,025,000
1498	101089	SEDAN	DAEWOO	NEXIA 1.5 DOHC	1999	1.025	30,000,000	30,750,000
1499	101089	SEDAN	DAEWOO	NEXIA 1.5 DOHC	1998	1.025	27,000,000	27,675,000
1500	101089	SEDAN	DAEWOO	NEXIA 1.5 DOHC	1997	1.025	23,000,000	23,575,000
1501	101089	SEDAN	DAEWOO	NEXIA 1.5 GLX	1999	1.025	32,000,000	32,800,000
1502	101089	SEDAN	DAEWOO	NEXIA 1.5 GLX	1998	1.025	30,000,000	30,750,000
1503	101089	SEDAN	DAEWOO	NEXIA 1.5 GLX	1997	1.025	29,000,000	29,725,000
1504	101089	SEDAN	DAEWOO	NEXIA 1.5 GLX	1996	1.025	28,000,000	28,700,000
1505	101089	SEDAN	DAEWOO	NEXIA 3-SO AT	1998	1.025	30,000,000	30,750,000
1506	101089	SEDAN	DAEWOO	NEXIA 3-SO AT	1997	1.025	28,000,000	28,700,000
1507	101089	SEDAN	DAEWOO	NEXIA 3-SO AT	1996	1.025	27,000,000	27,675,000
1508	101089	SEDAN	DAEWOO	NEXIA 4-SO AT	1997	1.025	30,000,000	30,750,000
1509	101089	SEDAN	DAEWOO	NEXIA 5-SO MT	2000	1.025	46,000,000	47,150,000
1510	101089	SEDAN	DAEWOO	NEXIA 5-SO MT	1999	1.025	39,000,000	39,975,000
1511	101089	SEDAN	DAEWOO	NEXIA 5-SO MT	1998	1.025	36,000,000	36,900,000
1512	101089	SEDAN	DAEWOO	NEXIA 5-SO MT	1997	1.025	33,000,000	33,825,000
1513	101089	SEDAN	DAEWOO	NEXIA 5-SO MT	1996	1.025	30,000,000	30,750,000
1514	101089	SEDAN	DAEWOO	NUBIRA 1.6 DOHC AT	2002	1.025	72,000,000	73,800,000
1515	101089	SEDAN	DAEWOO	NUBIRA 1.6 DOHC MT	2003	1.025	73,000,000	74,825,000
1516	101089	SEDAN	DAEWOO	NUBIRA 1.6 DOHC MT	2002	1.025	72,000,000	73,800,000
1517	101089	SEDAN	DAEWOO	NUBIRA 1.6 DOHC MT	2001	1.025	65,000,000	66,625,000
1518	101089	SEDAN	DAEWOO	NUBIRA 1.6 DOHC MT	2000	1.025	58,000,000	59,450,000
1519	101089	SEDAN	DAEWOO	NUBIRA AT 1600cc	2004	1.025	115,000,000	117,875,000
1520	101089	SEDAN	DAEWOO	NUBIRA AT 1600cc	2003	1.025	86,000,000	88,150,000
1521	101089	SEDAN	DAEWOO	NUBIRA AT 1600cc	2002	1.025	81,000,000	83,025,000
1522	101089	SEDAN	DAEWOO	NUBIRA AT 1600cc	2001	1.025	79,000,000	80,975,000
1523	101089	SEDAN	DAEWOO	NUBIRA AT 1600cc	2000	1.025	73,000,000	74,825,000
1524	101089	SEDAN	DAEWOO	NUBIRA MT 1600cc	2004	1.025	104,000,000	106,600,000
1525	101089	SEDAN	DAEWOO	NUBIRA MT 1600cc	2003	1.025	73,000,000	74,825,000
1526	101089	SEDAN	DAEWOO	NUBIRA MT 1600cc	2002	1.025	68,000,000	69,700,000
1527	101089	SEDAN	DAEWOO	NUBIRA MT 1600cc	2001	1.025	65,000,000	66,625,000
1528	101089	SEDAN	DAEWOO	NUBIRA MT 1600cc	2000	1.025	58,000,000	59,450,000
1529	101091	SEDAN	DAIHATSU	CHARADE G.102 1.300cc CLASSY	1998	1.025	44,000,000	45,100,000
1530	101091	SEDAN	DAIHATSU	CHARADE G.102 1.300cc CLASSY	1997	1.025	41,000,000	42,025,000
1531	101091	SEDAN	DAIHATSU	CHARADE G.102 1.300cc CLASSY	1996	1.025	39,000,000	39,975,000
1532	101091	SEDAN	DAIHATSU	CHARADE G.102 1.300cc CLASSY	1995	1.025	34,000,000	34,850,000
1533	101091	SEDAN	DAIHATSU	CHARADE G.102 1.300cc CLASSY	1994	1.025	32,000,000	32,800,000
1534	101091	SEDAN	DAIHATSU	CHARADE G.102 1.300cc CLASSY	1993	1.025	31,000,000	31,775,000
1535	101091	SEDAN	DAIHATSU	CHARADE G.102 1.300cc CLASSY	1992	1.025	29,000,000	29,725,000
1536	101091	SEDAN	DAIHATSU	CHARADE G.102 1.300cc CLASSY	1991	1.025	28,000,000	28,700,000
1537	101091	SEDAN	DAIHATSU	CHARADE G.102 1.300cc CLASSY	1990	1.025	24,000,000	24,600,000
1538	101091	SEDAN	DAIHATSU	CHARADE G.102 RS GMGS 1295cc (WINNER)	1998	1.025	44,000,000	45,100,000
1539	101091	SEDAN	DAIHATSU	CHARADE G.102 RS GMGS 1295cc (WINNER)	1997	1.025	41,000,000	42,025,000
1540	101091	SEDAN	DAIHATSU	CHARADE G.102 RS GMGS 1295cc (WINNER)	1996	1.025	39,000,000	39,975,000
1541	101091	SEDAN	DAIHATSU	CHARADE G.102 RS GMGS 1295cc (WINNER)	1995	1.025	34,000,000	34,850,000
1542	101091	SEDAN	DAIHATSU	CHARADE G.102 RS GMGS 1295cc (WINNER)	1994	1.025	32,000,000	32,800,000
1543	101091	SEDAN	DAIHATSU	CHARADE G.102 RS GMGS 1295cc (WINNER)	1993	1.025	31,000,000	31,775,000
1544	101091	SEDAN	DAIHATSU	CHARADE G.102 RS GMGS 1295cc (WINNER)	1992	1.025	28,000,000	28,700,000
1545	101091	SEDAN	DAIHATSU	CHARADE G.102 RS GMGS 1295cc (WINNER)	1991	1.025	26,000,000	26,650,000
1546	101091	SEDAN	DAIHATSU	CHARADE G.102 RS GMGS 1295cc (WINNER)	1990	1.025	23,000,000	23,575,000
1547	101091	SEDAN	DAIHATSU	CHARADE G 10 (993cc)	1991	1.025	23,000,000	23,575,000
1548	101091	SEDAN	DAIHATSU	CHARADE G 10 (993cc)	1990	1.025	22,000,000	22,550,000
1549	101091	SEDAN	DAIHATSU	CHARADE G 10 (993cc)	1989	1.025	21,000,000	21,525,000
1550	101091	SEDAN	DAIHATSU	CHARADE G 10 (993cc)	1988	1.025	20,000,000	20,500,000
1551	101091	SEDAN	DAIHATSU	CHARADE G 10 (993cc)	1987	1.025	19,000,000	19,475,000
1552	101091	SEDAN	DAIHATSU	CHARADE G 10 (993cc)	1986	1.025	18,000,000	18,450,000
1553	101091	SEDAN	DAIHATSU	CHARADE G 10 (993cc)	1985	1.025	17,000,000	17,425,000
1554	101091	SEDAN	DAIHATSU	CHARADE G 10 (993cc)	1984	1.025	16,500,000	16,912,500
1555	101091	SEDAN	DAIHATSU	CHARADE G 10 (993cc)	1983	1.025	16,000,000	16,400,000
1556	101091	SEDAN	DAIHATSU	CHARADE G 10 (993cc)	1982	1.025	15,000,000	15,375,000
1557	101091	SEDAN	DAIHATSU	CHARADE G 10 (993cc)	1981	1.025	14,000,000	14,350,000
1558	101091	SEDAN	DAIHATSU	CHARADE G 10 (993cc)	1980	1.025	11,000,000	11,275,000
1559	101091	SEDAN	DAIHATSU	CHARADE TURBO (G 11 R)	1991	1.025	23,000,000	23,575,000
1560	101091	SEDAN	DAIHATSU	CHARADE TURBO (G 11 R)	1990	1.025	22,000,000	22,550,000
1561	101091	SEDAN	DAIHATSU	CHARADE TURBO (G 11 R)	1989	1.025	21,000,000	21,525,000
1562	101091	SEDAN	DAIHATSU	CHARADE TURBO (G 11 R)	1988	1.025	20,000,000	20,500,000
1563	101091	SEDAN	DAIHATSU	CHARADE TURBO (G 11 R)	1987	1.025	19,000,000	19,475,000
1564	101091	SEDAN	DAIHATSU	CHARADE TURBO (G 11 R)	1986	1.025	18,000,000	18,450,000
1565	101091	SEDAN	DAIHATSU	CHARMANT TYPE A.45 (1.587cc)	1990	1.025	19,000,000	19,475,000
1566	101091	SEDAN	DAIHATSU	CHARMANT TYPE A.45 (1.587cc)	1989	1.025	18,000,000	18,450,000
1567	101091	SEDAN	DAIHATSU	CHARMANT TYPE A.45 (1.587cc)	1988	1.025	17,000,000	17,425,000
1568	101091	SEDAN	DAIHATSU	CHARMANT TYPE A.45 (1.587cc)	1987	1.025	16,000,000	16,400,000
1569	101091	SEDAN	DAIHATSU	CHARMANT TYPE A.45 (1.587cc)	1986	1.025	15,000,000	15,375,000
1570	101091	SEDAN	DAIHATSU	CHARMANT TYPE A.45 (1.587cc)	1985	1.025	14,000,000	14,350,000
1571	101091	SEDAN	DAIHATSU	CHARMANT TYPE A.45 (1.587cc)	1984	1.025	13,500,000	13,837,500
1572	101091	SEDAN	DAIHATSU	CHARMANT TYPE A.45 (1.587cc)	1983	1.025	13,000,000	13,325,000
1573	101091	SEDAN	DAIHATSU	COPEN AT	2005	1.025	159,000,000	162,975,000

NO	KODING	JENIS	MEREK	TIPE	TH BUAT	BOBOT	NJKB	DP PKB
1	2	3	4	5	6	7	8	9
1574	101091	SEDAN	DAIHATSU	LA400RK-KBPZ A/T	2018	1.025	326,000,000	334,150,000
1575	101091	SEDAN	DAIHATSU	LA400RK-KBPZ A/T	2017	1.025	318,000,000	325,950,000
1576	101091	SEDAN	DAIHATSU	LA400RK-KBPZ A/T	2016	1.025	308,000,000	315,700,000
1577	101091	SEDAN	DAIHATSU	LA400RK-KBPZ A/T	2015	1.025	279,000,000	285,975,000
1578	101091	SEDAN	DAIHATSU	LA400RK-KMPZ M/T	2018	1.025	320,000,000	328,000,000
1579	101091	SEDAN	DAIHATSU	LA400RK-KMPZ M/T	2017	1.025	307,000,000	314,675,000
1580	101091	SEDAN	DAIHATSU	LA400RK-KMPZ M/T	2016	1.025	297,000,000	304,425,000
1581	101091	SEDAN	DAIHATSU	LA400RK-KMPZ M/T	2015	1.025	270,000,000	276,750,000
1582	101091	SEDAN	DAIHATSU	MIRA 1.0 L AT	2001	1.025	90,000,000	92,250,000
1583	101091	SEDAN	DAIHATSU	SIRION 1.0	2005	1.025	103,000,000	105,575,000
1584	101091	SEDAN	DAIHATSU	YELLOW MACK	1980	1.025	8,000,000	8,200,000
1585	101093	SEDAN	DAIMLER	4.0 V8	2003	1.025	707,000,000	724,675,000
1586	101093	SEDAN	DAIMLER	4.0 V8	2002	1.025	693,000,000	710,325,000
1587	101093	SEDAN	DAIMLER	4.0 V8	2001	1.025	680,000,000	697,000,000
1588	101093	SEDAN	DAIMLER	4.0 V8	2000	1.025	667,000,000	683,675,000
1589	101093	SEDAN	DAIMLER	4.0 V8	1997	1.025	654,000,000	670,350,000
1590	101093	SEDAN	DAIMLER	SIX	1996	1.025	305,000,000	312,625,000
1591	101093	SEDAN	DAIMLER	SIX BUILT UP EKS SEA GAMES	1997	1.025	348,000,000	356,700,000
1592	101093	SEDAN	DAIMLER	SUPER EIGHT 4.2	2007	1.025	1,242,000,000	1,273,050,000
1593	101096	SEDAN	DATSUN	1000cc SPORT	1980	1.025	8,500,000	8,712,500
1594	101096	SEDAN	DATSUN	1200cc	1980	1.025	9,000,000	9,225,000
1595	101096	SEDAN	DATSUN	120 Y	1980	1.025	8,500,000	8,712,500
1596	101096	SEDAN	DATSUN	120 Y MODEL B 210 U	1984	1.025	23,000,000	23,575,000
1597	101096	SEDAN	DATSUN	120 Y MODEL B 210 U	1983	1.025	21,000,000	21,525,000
1598	101096	SEDAN	DATSUN	120 Y MODEL B 210 U	1982	1.025	18,000,000	18,450,000
1599	101096	SEDAN	DATSUN	120 Y MODEL B 210 U	1981	1.025	15,000,000	15,375,000
1600	101096	SEDAN	DATSUN	120 Y MODEL B 210 U	1980	1.025	9,000,000	9,225,000
1601	101096	SEDAN	DATSUN	1300cc	1980	1.025	9,000,000	9,225,000
1602	101096	SEDAN	DATSUN	1400cc	1980	1.025	9,000,000	9,225,000
1603	101096	SEDAN	DATSUN	1600cc	1982	1.025	21,000,000	21,525,000
1604	101096	SEDAN	DATSUN	1600cc	1981	1.025	15,000,000	15,375,000
1605	101096	SEDAN	DATSUN	1600cc	1980	1.025	9,000,000	9,225,000
1606	101096	SEDAN	DATSUN	160 B	1980	1.025	9,000,000	9,225,000
1607	101096	SEDAN	DATSUN	160 J	1980	1.025	9,500,000	9,737,500
1608	101096	SEDAN	DATSUN	160 J / SSS	1980	1.025	9,000,000	9,225,000
1609	101096	SEDAN	DATSUN	1800cc	1980	1.025	9,000,000	9,225,000
1610	101096	SEDAN	DATSUN	180 B	1981	1.025	15,000,000	15,375,000
1611	101096	SEDAN	DATSUN	180 B	1980	1.025	10,000,000	10,250,000
1612	101096	SEDAN	DATSUN	200 C 1998cc	1980	1.025	9,000,000	9,225,000
1613	101096	SEDAN	DATSUN	200 C DIESEL	1980	1.025	9,000,000	9,225,000
1614	101096	SEDAN	DATSUN	2200cc	1980	1.025	10,500,000	10,762,500
1615	101096	SEDAN	DATSUN	220 C	1980	1.025	9,000,000	9,225,000
1616	101096	SEDAN	DATSUN	2400cc	1982	1.025	15,000,000	15,375,000
1617	101096	SEDAN	DATSUN	2400cc	1981	1.025	13,500,000	13,837,500
1618	101096	SEDAN	DATSUN	2400cc	1980	1.025	9,000,000	9,225,000
1619	101096	SEDAN	DATSUN	2400cc DELUXE	1980	1.025	9,000,000	9,225,000
1620	101096	SEDAN	DATSUN	240 C	1980	1.025	10,000,000	10,250,000
1621	101096	SEDAN	DATSUN	260 C CUSTOM	1980	1.025	9,000,000	9,225,000
1622	101096	SEDAN	DATSUN	280 C	1980	1.025	9,000,000	9,225,000
1623	101096	SEDAN	DATSUN	280 J	1980	1.025	9,000,000	9,225,000
1624	101096	SEDAN	DATSUN	FAIRLADY	1980	1.025	11,000,000	11,275,000
1625	101096	SEDAN	DATSUN	GCZ 32, 2960cc	1990	1.025	33,000,000	33,825,000
1626	101096	SEDAN	DATSUN	GN 620 U	1980	1.025	10,000,000	10,250,000
1627	101096	SEDAN	DATSUN	P 810 TX	1980	1.025	10,000,000	10,250,000
1628	101096	SEDAN	DATSUN	PREMIUM	1984	1.025	21,000,000	21,525,000
1629	101096	SEDAN	DATSUN	PREMIUM	1983	1.025	19,000,000	19,475,000
1630	101096	SEDAN	DATSUN	PREMIUM	1982	1.025	17,000,000	17,425,000
1631	101096	SEDAN	DATSUN	PREMIUM	1981	1.025	16,000,000	16,400,000
1632	101096	SEDAN	DATSUN	PREMIUM	1980	1.025	14,500,000	14,862,500
1633	101096	SEDAN	DATSUN	SENA	1980	1.025	9,000,000	9,225,000
1634	101102	SEDAN	DKW	DKW	1980	1.025	10,500,000	10,762,500
1635	101103	SEDAN	DODGE	AVENGER	1980	1.025	9,000,000	9,225,000
1636	101103	SEDAN	DODGE	DART	1980	1.025	9,000,000	9,225,000
1637	101103	SEDAN	DODGE	KEW	1980	1.025	10,500,000	10,762,500
1638	101103	SEDAN	DODGE	LANCER	1980	1.025	10,000,000	10,250,000
1639	101103	SEDAN	DODGE	VALIANT RANGER	1980	1.025	9,000,000	9,225,000
1640	101103	SEDAN	DODGE	VALIANT REGAL	1980	1.025	9,000,000	9,225,000
1641	101114	SEDAN	FERRARI	152 M	2017	1.025	6,084,000,000	6,236,100,000
1642	101114	SEDAN	FERRARI	355 F 1 BARINETTA	2002	1.025	788,000,000	807,700,000
1643	101114	SEDAN	FERRARI	355 F 1 BARINETTA	2001	1.025	732,000,000	750,300,000
1644	101114	SEDAN	FERRARI	355 F 1 BARINETTA	2000	1.025	703,000,000	720,575,000
1645	101114	SEDAN	FERRARI	360 MODENA F1	2007	1.025	3,107,000,000	3,184,675,000
1646	101114	SEDAN	FERRARI	360 MODENA F1	2006	1.025	2,173,000,000	2,227,325,000
1647	101114	SEDAN	FERRARI	360 MODENA F1	2005	1.025	1,725,000,000	1,768,125,000
1648	101114	SEDAN	FERRARI	360 MODENA F1	2004	1.025	1,468,000,000	1,504,700,000
1649	101114	SEDAN	FERRARI	360 MODENA F1	2003	1.025	1,295,000,000	1,327,375,000
1650	101114	SEDAN	FERRARI	360 MODENA F1	2002	1.025	1,239,000,000	1,269,975,000
1651	101114	SEDAN	FERRARI	360 MODENA F1	2001	1.025	1,182,000,000	1,211,550,000
1652	101114	SEDAN	FERRARI	458 ITALIA	2011	1.025	5,809,000,000	5,954,225,000
1653	101114	SEDAN	FERRARI	458 SPECIALE AT	2017	1.025	7,757,000,000	7,950,925,000
1654	101114	SEDAN	FERRARI	458 SPECIALE AT	2016	1.025	7,753,000,000	7,946,825,000
1655	101114	SEDAN	FERRARI	488 GTB	2019	1.025	5,544,000,000	5,682,600,000
1656	101114	SEDAN	FERRARI	488 GTB	2017	1.025	4,990,000,000	5,114,750,000
1657	101114	SEDAN	FERRARI	488 GTB	2016	1.025	4,741,000,000	4,859,525,000
1658	101114	SEDAN	FERRARI	488 GTB AT	2019	1.025	5,544,000,000	5,682,600,000
1659	101114	SEDAN	FERRARI	488 GTB SPIDER	2019	1.025	5,000,000,000	5,125,000,000
1660	101114	SEDAN	FERRARI	488 SPIDER	2019	1.025	6,192,000,000	6,346,800,000
1661	101114	SEDAN	FERRARI	488 SPIDER AT	2019	1.025	6,192,000,000	6,346,800,000

NO	KODING	JENIS	MEREK	TIPE	TH BUAT	BOBOT	NJKB	DP PKB
1	2	3	4	5	6	7	8	9
1662	101114	SEDAN	FERRARI	550 MARANELLO	2003	1.025	1,746,000,000	1,789,650,000
1663	101114	SEDAN	FERRARI	550 MARANELLO	2002	1.025	1,689,000,000	1,731,225,000
1664	101114	SEDAN	FERRARI	575	2005	1.025	1,598,000,000	1,637,950,000
1665	101114	SEDAN	FERRARI	575 M MARANELLO F1	2008	1.025	4,312,000,000	4,419,800,000
1666	101114	SEDAN	FERRARI	575 M MARANELLO F1	2007	1.025	3,655,000,000	3,746,375,000
1667	101114	SEDAN	FERRARI	575 M MARANELLO F1	2006	1.025	2,556,000,000	2,619,900,000
1668	101114	SEDAN	FERRARI	575 M MARANELLO F1	2005	1.025	2,300,000,000	2,357,500,000
1669	101114	SEDAN	FERRARI	575 M MARANELLO F1	2004	1.025	1,880,000,000	1,927,000,000
1670	101114	SEDAN	FERRARI	599	2006	1.025	2,009,000,000	2,059,225,000
1671	101114	SEDAN	FERRARI	612	2006	1.025	2,045,000,000	2,096,125,000
1672	101114	SEDAN	FERRARI	612 SCAGLIETTI F1 V12	2008	1.025	3,828,000,000	3,923,700,000
1673	101114	SEDAN	FERRARI	612 SCAGLIETTI F1 V12	2007	1.025	3,719,000,000	3,811,975,000
1674	101114	SEDAN	FERRARI	612 SCAGLIETTI F1 V12	2006	1.025	2,875,000,000	2,946,875,000
1675	101114	SEDAN	FERRARI	612 SCAGLIETTI F1 V12	2005	1.025	2,619,000,000	2,684,475,000
1676	101114	SEDAN	FERRARI	612 SCAGLIETTI F1 V12	2004	1.025	2,291,000,000	2,348,275,000
1677	101114	SEDAN	FERRARI	812 SUPERFAST	2019	1.025	6,449,000,000	6,610,225,000
1678	101114	SEDAN	FERRARI	818 SUPERFAST	2017	1.025	6,084,000,000	6,236,100,000
1679	101114	SEDAN	FERRARI	CALIFORNIA	2010	1.025	4,362,000,000	4,471,050,000
1680	101114	SEDAN	FERRARI	CALIFORNIA T	2019	1.025	8,055,000,000	8,256,375,000
1681	101114	SEDAN	FERRARI	CALIFORNIA T	2017	1.025	7,250,000,000	7,431,250,000
1682	101114	SEDAN	FERRARI	CALIFORNIA T	2016	1.025	6,888,000,000	7,060,200,000
1683	101114	SEDAN	FERRARI	CHALLENGE STRADALE V8	2005	1.025	2,556,000,000	2,619,900,000
1684	101114	SEDAN	FERRARI	CHALLENGE STRADALE V8	2004	1.025	2,291,000,000	2,348,275,000
1685	101114	SEDAN	FERRARI	DINO 308 GT 4	2004	1.025	2,701,000,000	2,768,525,000
1686	101114	SEDAN	FERRARI	ENZO, V 12, 5988cc	2004	1.025	2,760,000,000	2,829,000,000
1687	101114	SEDAN	FERRARI	ENZO, V 12, 5988cc	2003	1.025	2,252,000,000	2,308,300,000
1688	101114	SEDAN	FERRARI	ENZO, V 12, 5988cc	2002	1.025	2,140,000,000	2,193,500,000
1689	101114	SEDAN	FERRARI	F12 BERLINETTA	2017	1.025	8,496,000,000	8,708,400,000
1690	101114	SEDAN	FERRARI	F12 BERLINETTA	2016	1.025	8,071,000,000	8,272,775,000
1691	101114	SEDAN	FERRARI	F 40	2004	1.025	1,292,000,000	1,324,300,000
1692	101114	SEDAN	FERRARI	F 40	2003	1.025	1,182,000,000	1,211,550,000
1693	101114	SEDAN	FERRARI	F 40	2002	1.025	732,000,000	750,300,000
1694	101114	SEDAN	FERRARI	F 40	2001	1.025	701,000,000	718,525,000
1695	101114	SEDAN	FERRARI	F 40	2000	1.025	660,000,000	676,500,000
1696	101114	SEDAN	FERRARI	F 430	2007	1.025	2,399,000,000	2,458,975,000
1697	101114	SEDAN	FERRARI	F 430	2006	1.025	1,678,000,000	1,719,950,000
1698	101114	SEDAN	FERRARI	F 430 COUPE	2008	1.025	3,466,000,000	3,552,650,000
1699	101114	SEDAN	FERRARI	F 430 COUPE	2007	1.025	3,013,000,000	3,088,325,000
1700	101114	SEDAN	FERRARI	F 430 COUPE	2006	1.025	2,483,000,000	2,545,075,000
1701	101114	SEDAN	FERRARI	F 430 COUPE	2005	1.025	2,359,000,000	2,417,975,000
1702	101114	SEDAN	FERRARI	F430 F1	2010	1.025	4,288,000,000	4,395,200,000
1703	101114	SEDAN	FERRARI	F430 F1	2005	1.025	1,598,000,000	1,637,950,000
1704	101114	SEDAN	FERRARI	F430 SPIDER F1	2008	1.025	3,619,000,000	3,709,475,000
1705	101114	SEDAN	FERRARI	F430 SPIDER F1	2007	1.025	3,147,000,000	3,225,675,000
1706	101114	SEDAN	FERRARI	F430 SPIDER F1	2006	1.025	2,594,000,000	2,658,850,000
1707	101114	SEDAN	FERRARI	F430 SPIDER F1	2005	1.025	1,661,000,000	1,702,525,000
1708	101114	SEDAN	FERRARI	GTC4 LUSSO T	2019	1.025	5,141,000,000	5,269,525,000
1709	101114	SEDAN	FERRARI	MODENA 360	2003	1.025	1,182,000,000	1,211,550,000
1710	101114	SEDAN	FERRARI	MODENA 360	2002	1.025	1,126,000,000	1,154,150,000
1711	101114	SEDAN	FERRARI	MODENA 360	2001	1.025	1,070,000,000	1,096,750,000
1712	101114	SEDAN	FERRARI	MODENA 360 F1	2005	1.025	2,556,000,000	2,619,900,000
1713	101114	SEDAN	FERRARI	MODENA 360 SEMI AUTOMATIC	2003	1.025	760,000,000	779,000,000
1714	101114	SEDAN	FERRARI	PORTOFINO	2019	1.025	7,020,000,000	7,195,500,000
1715	101114	SEDAN	FERRARI	SPIDER 360	2004	1.025	1,410,000,000	1,445,250,000
1716	101114	SEDAN	FERRARI	SPIDER 360	2003	1.025	1,295,000,000	1,327,375,000
1717	101114	SEDAN	FERRARI	SPIDER 360	2002	1.025	1,182,000,000	1,211,550,000
1718	101114	SEDAN	FERRARI	SPIDER 360	2001	1.025	1,126,000,000	1,154,150,000
1719	101114	SEDAN	FERRARI	SPIDER 360 F1	2005	1.025	1,534,000,000	1,572,350,000
1720	101114	SEDAN	FERRARI	SUPERAMERICA	2005	1.025	2,875,000,000	2,946,875,000
1721	101116	SEDAN	FIAT	1100 SPECIAL	1980	1.025	10,000,000	10,250,000
1722	101116	SEDAN	FIAT	1100 STANDART	1980	1.025	10,000,000	10,250,000
1723	101116	SEDAN	FIAT	1200	1980	1.025	10,000,000	10,250,000
1724	101116	SEDAN	FIAT	120 - 3200cc	1980	1.025	10,000,000	10,250,000
1725	101116	SEDAN	FIAT	124	1980	1.025	8,500,000	8,712,500
1726	101116	SEDAN	FIAT	124 COUPE	1980	1.025	10,000,000	10,250,000
1727	101116	SEDAN	FIAT	124 S	1980	1.025	10,000,000	10,250,000
1728	101116	SEDAN	FIAT	124 SPORT	1980	1.025	10,000,000	10,250,000
1729	101116	SEDAN	FIAT	125	1981	1.025	13,500,000	13,837,500
1730	101116	SEDAN	FIAT	125	1980	1.025	8,500,000	8,712,500
1731	101116	SEDAN	FIAT	125 POLSKI	1980	1.025	10,000,000	10,250,000
1732	101116	SEDAN	FIAT	125 S	1980	1.025	10,000,000	10,250,000
1733	101116	SEDAN	FIAT	127	1982	1.025	15,000,000	15,375,000
1734	101116	SEDAN	FIAT	127	1981	1.025	13,500,000	13,837,500
1735	101116	SEDAN	FIAT	127	1980	1.025	8,500,000	8,712,500
1736	101116	SEDAN	FIAT	127 S	1980	1.025	10,000,000	10,250,000
1737	101116	SEDAN	FIAT	128	1984	1.025	16,000,000	16,400,000
1738	101116	SEDAN	FIAT	128	1983	1.025	15,000,000	15,375,000
1739	101116	SEDAN	FIAT	128	1982	1.025	14,000,000	14,350,000
1740	101116	SEDAN	FIAT	128	1981	1.025	13,500,000	13,837,500
1741	101116	SEDAN	FIAT	128	1980	1.025	10,000,000	10,250,000
1742	101116	SEDAN	FIAT	128 SL	1984	1.025	13,800,000	14,145,000
1743	101116	SEDAN	FIAT	128 SL	1983	1.025	13,600,000	13,940,000
1744	101116	SEDAN	FIAT	128 SL	1982	1.025	13,400,000	13,735,000
1745	101116	SEDAN	FIAT	128 SL	1981	1.025	13,200,000	13,530,000
1746	101116	SEDAN	FIAT	128 SL	1980	1.025	11,000,000	11,275,000
1747	101116	SEDAN	FIAT	1300	1980	1.025	10,000,000	10,250,000
1748	101116	SEDAN	FIAT	131 CL	1980	1.025	10,000,000	10,250,000
1749	101116	SEDAN	FIAT	131 GL	1984	1.025	13,800,000	14,145,000

NO	KODING	JENIS	MEREK	TIPE	TH BUAT	BOBOT	NJKB	DP PKB
1	2	3	4	5	6	7	8	9
1750	101116	SEDAN	FIAT	131 GL	1983	1.025	13,600,000	13,940,000
1751	101116	SEDAN	FIAT	131 GL	1982	1.025	13,400,000	13,735,000
1752	101116	SEDAN	FIAT	131 GL	1981	1.025	13,200,000	13,530,000
1753	101116	SEDAN	FIAT	131 GL	1980	1.025	13,000,000	13,325,000
1754	101116	SEDAN	FIAT	131 MIRAFIORI	1986	1.025	15,000,000	15,375,000
1755	101116	SEDAN	FIAT	131 MIRAFIORI	1985	1.025	14,000,000	14,350,000
1756	101116	SEDAN	FIAT	131 MIRAFIORI	1984	1.025	13,800,000	14,145,000
1757	101116	SEDAN	FIAT	131 MIRAFIORI	1983	1.025	13,600,000	13,940,000
1758	101116	SEDAN	FIAT	131 MIRAFIORI	1982	1.025	13,400,000	13,735,000
1759	101116	SEDAN	FIAT	131 MIRAFIORI	1981	1.025	13,200,000	13,530,000
1760	101116	SEDAN	FIAT	131 MIRAFIORI	1980	1.025	12,000,000	12,300,000
1761	101116	SEDAN	FIAT	131 MIRAFIORI SPECIAL SEDAN 1600cc	1985	1.025	14,000,000	14,350,000
1762	101116	SEDAN	FIAT	131 MIRAFIORI SPECIAL SEDAN 1600cc	1984	1.025	13,800,000	14,145,000
1763	101116	SEDAN	FIAT	131 MIRAFIORI SPECIAL SEDAN 1600cc	1983	1.025	13,600,000	13,940,000
1764	101116	SEDAN	FIAT	131 MIRAFIORI SPECIAL SEDAN 1600cc	1982	1.025	13,400,000	13,735,000
1765	101116	SEDAN	FIAT	131 MIRAFIORI SPECIAL SEDAN 1600cc	1981	1.025	13,200,000	13,530,000
1766	101116	SEDAN	FIAT	131 MIRAFIORI SPECIAL SEDAN 1600cc	1980	1.025	12,000,000	12,300,000
1767	101116	SEDAN	FIAT	131 MIRAFIORI SPECIAL SEDAN/STWG 1600cc	1985	1.025	14,000,000	14,350,000
1768	101116	SEDAN	FIAT	131 MIRAFIORI SPECIAL SEDAN/STWG 1600cc	1984	1.025	13,800,000	14,145,000
1769	101116	SEDAN	FIAT	131 MIRAFIORI SPECIAL SEDAN/STWG 1600cc	1983	1.025	13,600,000	13,940,000
1770	101116	SEDAN	FIAT	131 MIRAFIORI SPECIAL SEDAN/STWG 1600cc	1982	1.025	13,400,000	13,735,000
1771	101116	SEDAN	FIAT	131 MIRAFIORI SPECIAL SEDAN/STWG 1600cc	1981	1.025	13,200,000	13,530,000
1772	101116	SEDAN	FIAT	131 MIRAFIORI SPECIAL SEDAN/STWG 1600cc	1980	1.025	12,000,000	12,300,000
1773	101116	SEDAN	FIAT	131 S	1985	1.025	14,000,000	14,350,000
1774	101116	SEDAN	FIAT	131 S	1984	1.025	13,800,000	14,145,000
1775	101116	SEDAN	FIAT	131 S	1983	1.025	13,600,000	13,940,000
1776	101116	SEDAN	FIAT	131 S	1982	1.025	13,400,000	13,735,000
1777	101116	SEDAN	FIAT	131 S	1981	1.025	13,200,000	13,530,000
1778	101116	SEDAN	FIAT	131 S	1980	1.025	12,000,000	12,300,000
1779	101116	SEDAN	FIAT	132	1980	1.025	10,000,000	10,250,000
1780	101116	SEDAN	FIAT	132 - 1600cc	1980	1.025	12,000,000	12,300,000
1781	101116	SEDAN	FIAT	132 - 1800cc	1980	1.025	12,000,000	12,300,000
1782	101116	SEDAN	FIAT	132 GLS	1986	1.025	17,000,000	17,425,000
1783	101116	SEDAN	FIAT	132 GLS	1985	1.025	16,000,000	16,400,000
1784	101116	SEDAN	FIAT	132 GLS	1984	1.025	15,800,000	16,195,000
1785	101116	SEDAN	FIAT	132 GLS	1983	1.025	15,600,000	15,990,000
1786	101116	SEDAN	FIAT	132 GLS	1982	1.025	15,400,000	15,785,000
1787	101116	SEDAN	FIAT	132 GLS	1981	1.025	15,200,000	15,580,000
1788	101116	SEDAN	FIAT	132 GLS	1980	1.025	12,000,000	12,300,000
1789	101116	SEDAN	FIAT	132 GLS AT	1984	1.025	18,000,000	18,450,000
1790	101116	SEDAN	FIAT	132 GLS AT	1983	1.025	17,000,000	17,425,000
1791	101116	SEDAN	FIAT	132 GLS AT	1982	1.025	16,500,000	16,912,500
1792	101116	SEDAN	FIAT	132 GLS AT	1981	1.025	16,000,000	16,400,000
1793	101116	SEDAN	FIAT	132 GLS AT	1980	1.025	15,500,000	15,887,500
1794	101116	SEDAN	FIAT	132 S	1981	1.025	15,200,000	15,580,000
1795	101116	SEDAN	FIAT	132 S	1980	1.025	12,000,000	12,300,000
1796	101116	SEDAN	FIAT	1400	1980	1.025	10,000,000	10,250,000
1797	101116	SEDAN	FIAT	1500	1980	1.025	10,000,000	10,250,000
1798	101116	SEDAN	FIAT	1600	1984	1.025	13,800,000	14,145,000
1799	101116	SEDAN	FIAT	1600	1983	1.025	13,600,000	13,940,000
1800	101116	SEDAN	FIAT	1600	1982	1.025	13,400,000	13,735,000
1801	101116	SEDAN	FIAT	1600	1981	1.025	13,200,000	13,530,000
1802	101116	SEDAN	FIAT	1600	1980	1.025	10,500,000	10,762,500
1803	101116	SEDAN	FIAT	1800	1984	1.025	13,800,000	14,145,000
1804	101116	SEDAN	FIAT	1800	1983	1.025	13,600,000	13,940,000
1805	101116	SEDAN	FIAT	1800	1982	1.025	13,400,000	13,735,000
1806	101116	SEDAN	FIAT	1800	1981	1.025	13,200,000	13,530,000
1807	101116	SEDAN	FIAT	1800	1980	1.025	10,500,000	10,762,500
1808	101116	SEDAN	FIAT	2100	1980	1.025	10,000,000	10,250,000
1809	101116	SEDAN	FIAT	2300	1983	1.025	14,000,000	14,350,000
1810	101116	SEDAN	FIAT	2300	1982	1.025	13,000,000	13,325,000
1811	101116	SEDAN	FIAT	2300	1981	1.025	12,000,000	12,300,000
1812	101116	SEDAN	FIAT	2300	1980	1.025	10,000,000	10,250,000
1813	101116	SEDAN	FIAT	500	1980	1.025	10,000,000	10,250,000
1814	101116	SEDAN	FIAT	600	1980	1.025	10,000,000	10,250,000
1815	101116	SEDAN	FIAT	600 MULTIPLAY	1980	1.025	10,500,000	10,762,500
1816	101116	SEDAN	FIAT	850	1980	1.025	10,000,000	10,250,000
1817	101116	SEDAN	FIAT	850 COUPE	1980	1.025	10,500,000	10,762,500
1818	101116	SEDAN	FIAT	BALLELA	1980	1.025	10,500,000	10,762,500
1819	101116	SEDAN	FIAT	BRAVA	1986	1.025	12,000,000	12,300,000
1820	101116	SEDAN	FIAT	BRAVA	1985	1.025	11,000,000	11,275,000
1821	101116	SEDAN	FIAT	BRAVA	1984	1.025	10,800,000	11,070,000
1822	101116	SEDAN	FIAT	BRAVA	1983	1.025	10,500,000	10,762,500
1823	101116	SEDAN	FIAT	COMPANOLA	1980	1.025	12,000,000	12,300,000
1824	101116	SEDAN	FIAT	SELECTA 1372cc	1994	1.025	14,000,000	14,350,000
1825	101116	SEDAN	FIAT	SELECTA 1372cc	1993	1.025	13,000,000	13,325,000
1826	101116	SEDAN	FIAT	SELECTA 1372cc	1992	1.025	12,000,000	12,300,000
1827	101116	SEDAN	FIAT	STILO	2003	1.025	138,000,000	141,450,000
1828	101116	SEDAN	FIAT	STILO	2002	1.025	84,000,000	86,100,000
1829	101116	SEDAN	FIAT	TEMPRA	1992	1.025	18,000,000	18,450,000
1830	101116	SEDAN	FIAT	UNO 70 SL, 1299cc	1995	1.025	21,000,000	21,525,000
1831	101116	SEDAN	FIAT	UNO 70 SL, 1299cc	1994	1.025	20,000,000	20,500,000
1832	101116	SEDAN	FIAT	UNO 70 SL, 1299cc	1993	1.025	19,000,000	19,475,000
1833	101116	SEDAN	FIAT	UNO 70 SL, 1299cc	1992	1.025	16,000,000	16,400,000
1834	101116	SEDAN	FIAT	UNO 70 SL, 1299cc	1991	1.025	15,000,000	15,375,000
1835	101116	SEDAN	FIAT	UNO 70 SL, 1299cc	1990	1.025	14,000,000	14,350,000
1836	101116	SEDAN	FIAT	UNO 70 SL, 1299cc	1989	1.025	12,000,000	12,300,000
1837	101116	SEDAN	FIAT	UNO 70 SL, 1299cc	1988	1.025	11,000,000	11,275,000

NO	KODING	JENIS	MEREK	TIPE	TH BUAT	BOBOT	NJKB	DP PKB
1	2	3	4	5	6	7	8	9
1838	101116	SEDAN	FIAT	UNO II, 1372cc	1994	1.025	20,000,000	20,500,000
1839	101116	SEDAN	FIAT	UNO II, 1372cc	1993	1.025	17,000,000	17,425,000
1840	101116	SEDAN	FIAT	UNO II, 1372cc	1992	1.025	16,000,000	16,400,000
1841	101116	SEDAN	FIAT	UNO II, 1372cc	1991	1.025	15,000,000	15,375,000
1842	101116	SEDAN	FIAT	UNO TURBO 2 PINTU	1995	1.025	20,000,000	20,500,000
1843	101116	SEDAN	FIAT	UNO TURBO 2 PINTU	1994	1.025	18,000,000	18,450,000
1844	101116	SEDAN	FIAT	UNO TURBO 2 PINTU	1993	1.025	17,000,000	17,425,000
1845	101116	SEDAN	FIAT	UNO TURBO 2 PINTU	1992	1.025	16,000,000	16,400,000
1846	101116	SEDAN	FIAT	UNO TURBO 2 PINTU	1991	1.025	15,000,000	15,375,000
1847	101116	SEDAN	FIAT	UNO TURBO 2 PINTU	1990	1.025	13,000,000	13,325,000
1848	101118	SEDAN	FORD	ANE	1980	1.025	14,500,000	14,862,500
1849	101118	SEDAN	FORD	ANGLIA	1980	1.025	10,500,000	10,762,500
1850	101118	SEDAN	FORD	ANGLIA DI ATAS 2000cc	1980	1.025	10,500,000	10,762,500
1851	101118	SEDAN	FORD	ANGLIA DI BAWAH 2000cc	1980	1.025	10,500,000	10,762,500
1852	101118	SEDAN	FORD	ANGLIA ESCORT DIATAS 2000cc	1980	1.025	10,500,000	10,762,500
1853	101118	SEDAN	FORD	ANGLIA ESCORT DIBAWAH 2000cc	1980	1.025	10,500,000	10,762,500
1854	101118	SEDAN	FORD	ANGLIA PREFECT DIATAS 2000cc	1980	1.025	10,500,000	10,762,500
1855	101118	SEDAN	FORD	ANGLIA PREFECT DIBAWAH 2000cc	1980	1.025	10,500,000	10,762,500
1856	101118	SEDAN	FORD	CANADA	1980	1.025	11,500,000	11,787,500
1857	101118	SEDAN	FORD	CAPRI 2000	1980	1.025	11,500,000	11,787,500
1858	101118	SEDAN	FORD	CAPRI 6cyl	1980	1.025	11,500,000	11,787,500
1859	101118	SEDAN	FORD	COMMET 6cyl	1980	1.025	12,000,000	12,300,000
1860	101118	SEDAN	FORD	COMMET 6cyl DIESEL	1980	1.025	12,500,000	12,812,500
1861	101118	SEDAN	FORD	CONSAIR MAVERIK	1980	1.025	12,500,000	12,812,500
1862	101118	SEDAN	FORD	CONSUL	1986	1.025	14,000,000	14,350,000
1863	101118	SEDAN	FORD	CONSUL	1985	1.025	13,000,000	13,325,000
1864	101118	SEDAN	FORD	CONSUL	1984	1.025	12,500,000	12,812,500
1865	101118	SEDAN	FORD	CONSUL	1983	1.025	12,000,000	12,300,000
1866	101118	SEDAN	FORD	CONSUL	1982	1.025	11,500,000	11,787,500
1867	101118	SEDAN	FORD	CONSUL	1980	1.025	10,500,000	10,762,500
1868	101118	SEDAN	FORD	CONTINENT 1498cc	1980	1.025	10,500,000	10,762,500
1869	101118	SEDAN	FORD	CORTINA	1980	1.025	10,500,000	10,762,500
1870	101118	SEDAN	FORD	CORTINA 1600 L	1985	1.025	15,000,000	15,375,000
1871	101118	SEDAN	FORD	CORTINA 1600 L	1984	1.025	14,800,000	15,170,000
1872	101118	SEDAN	FORD	CORTINA 1600 L	1983	1.025	14,600,000	14,965,000
1873	101118	SEDAN	FORD	CORTINA 1600 L	1982	1.025	14,400,000	14,760,000
1874	101118	SEDAN	FORD	CORTINA 1600 L	1981	1.025	14,200,000	14,555,000
1875	101118	SEDAN	FORD	CORTINA 1600 L	1980	1.025	10,500,000	10,762,500
1876	101118	SEDAN	FORD	CORTINA 2000 GTM	1987	1.025	18,000,000	18,450,000
1877	101118	SEDAN	FORD	CORTINA 2000 GTM	1986	1.025	16,000,000	16,400,000
1878	101118	SEDAN	FORD	CORTINA 2000 GTM	1985	1.025	15,000,000	15,375,000
1879	101118	SEDAN	FORD	CORTINA 2000 GTM	1984	1.025	14,800,000	15,170,000
1880	101118	SEDAN	FORD	CORTINA 2000 GTM	1983	1.025	14,600,000	14,965,000
1881	101118	SEDAN	FORD	CORTINA 2000 GTM	1982	1.025	14,400,000	14,760,000
1882	101118	SEDAN	FORD	CORTINA 2000 GTM	1981	1.025	14,200,000	14,555,000
1883	101118	SEDAN	FORD	CORTINA 2000 GTM	1980	1.025	13,000,000	13,325,000
1884	101118	SEDAN	FORD	CORTINA 20 GL	1987	1.025	18,000,000	18,450,000
1885	101118	SEDAN	FORD	CORTINA 20 GL	1986	1.025	16,000,000	16,400,000
1886	101118	SEDAN	FORD	CORTINA 20 GL	1985	1.025	15,000,000	15,375,000
1887	101118	SEDAN	FORD	CORTINA 20 GL	1984	1.025	14,800,000	15,170,000
1888	101118	SEDAN	FORD	CORTINA 20 GL	1983	1.025	14,600,000	14,965,000
1889	101118	SEDAN	FORD	CORTINA 20 GL	1982	1.025	14,400,000	14,760,000
1890	101118	SEDAN	FORD	CORTINA 20 GL	1981	1.025	14,200,000	14,555,000
1891	101118	SEDAN	FORD	CORTINA 20 GL	1980	1.025	13,000,000	13,325,000
1892	101118	SEDAN	FORD	CUSTOM FAIRLINE	1980	1.025	12,500,000	12,812,500
1893	101118	SEDAN	FORD	ESCORT	1988	1.025	21,000,000	21,525,000
1894	101118	SEDAN	FORD	ESCORT	1987	1.025	20,000,000	20,500,000
1895	101118	SEDAN	FORD	ESCORT	1986	1.025	19,000,000	19,475,000
1896	101118	SEDAN	FORD	ESCORT	1985	1.025	18,000,000	18,450,000
1897	101118	SEDAN	FORD	ESCORT	1984	1.025	17,500,000	17,937,500
1898	101118	SEDAN	FORD	ESCORT	1983	1.025	17,000,000	17,425,000
1899	101118	SEDAN	FORD	ESCORT	1982	1.025	16,500,000	16,912,500
1900	101118	SEDAN	FORD	ESCORT	1981	1.025	16,000,000	16,400,000
1901	101118	SEDAN	FORD	ESCORT	1980	1.025	12,000,000	12,300,000
1902	101118	SEDAN	FORD	ESCORT 1600CC/1300CC	1996	1.025	45,000,000	46,125,000
1903	101118	SEDAN	FORD	ESCORT 1600CC/1300CC	1995	1.025	41,000,000	42,025,000
1904	101118	SEDAN	FORD	ESCORT 1600CC/1300CC	1994	1.025	38,000,000	38,950,000
1905	101118	SEDAN	FORD	ESCORT 2.0	1996	1.025	60,000,000	61,500,000
1906	101118	SEDAN	FORD	ESCORT 2.0	1995	1.025	56,000,000	57,400,000
1907	101118	SEDAN	FORD	ESCORT 2.0	1994	1.025	54,000,000	55,350,000
1908	101118	SEDAN	FORD	ESTATE DL	1980	1.025	11,500,000	11,787,500
1909	101118	SEDAN	FORD	EXPLORER 4.6L AT	2005	1.025	265,000,000	271,625,000
1910	101118	SEDAN	FORD	F250 CREWCAB XLT 7.3L	2005	1.025	217,000,000	222,425,000
1911	101118	SEDAN	FORD	FAIR LINE	1986	1.025	17,000,000	17,425,000
1912	101118	SEDAN	FORD	FAIR MOUNT	1981	1.025	20,000,000	20,500,000
1913	101118	SEDAN	FORD	FAIR MOUNT	1980	1.025	11,500,000	11,787,500
1914	101118	SEDAN	FORD	FALCON	1981	1.025	20,000,000	20,500,000
1915	101118	SEDAN	FORD	FALCON	1980	1.025	11,500,000	11,787,500
1916	101118	SEDAN	FORD	FALCON 500	1980	1.025	11,000,000	11,275,000
1917	101118	SEDAN	FORD	FALCON MERCURY	1980	1.025	11,500,000	11,787,500
1918	101118	SEDAN	FORD	FIERA	1987	1.025	18,000,000	18,450,000
1919	101118	SEDAN	FORD	FIERA	1986	1.025	16,000,000	16,400,000
1920	101118	SEDAN	FORD	FIERA	1985	1.025	15,000,000	15,375,000
1921	101118	SEDAN	FORD	FIERA	1984	1.025	14,500,000	14,862,500
1922	101118	SEDAN	FORD	FIERA	1983	1.025	14,000,000	14,350,000
1923	101118	SEDAN	FORD	FIERA	1982	1.025	13,500,000	13,837,500
1924	101118	SEDAN	FORD	FIERA 1300	1987	1.025	18,000,000	18,450,000
1925	101118	SEDAN	FORD	FIERA 1300	1986	1.025	17,000,000	17,425,000

NO	KODING	JENIS	MEREK	TIPE	TH BUAT	BOBOT	NJKB	DP PKB
1	2	3	4	5	6	7	8	9
1926	101118	SEDAN	FORD	FIERA 1300	1985	1.025	15,000,000	15,375,000
1927	101118	SEDAN	FORD	FIERA 1300	1984	1.025	14,500,000	14,862,500
1928	101118	SEDAN	FORD	FIERA 1300	1983	1.025	14,000,000	14,350,000
1929	101118	SEDAN	FORD	FIERA 1300	1982	1.025	13,500,000	13,837,500
1930	101118	SEDAN	FORD	FIESTA 1.5L SEDAN AT - TITANIUM	2016	1.025	382,000,000	391,550,000
1931	101118	SEDAN	FORD	FIESTA SEDAN 1.0L AT - TITANIUM	2016	1.025	240,000,000	246,000,000
1932	101118	SEDAN	FORD	FIESTA SEDAN 1.0L AT - TITANIUM	2015	1.025	228,000,000	233,700,000
1933	101118	SEDAN	FORD	FIESTA SEDAN 1.0L AT - TITANIUM	2014	1.025	217,000,000	222,425,000
1934	101118	SEDAN	FORD	FIESTA SEDAN 1.4L M/T	2013	1.025	169,000,000	173,225,000
1935	101118	SEDAN	FORD	FIESTA SEDAN 1.4L M/T	2012	1.025	146,000,000	149,650,000
1936	101118	SEDAN	FORD	FIESTA SEDAN 1.5L MT - TREND	2016	1.025	206,000,000	211,150,000
1937	101118	SEDAN	FORD	FIESTA SEDAN 1.5L MT - TREND	2015	1.025	187,000,000	191,675,000
1938	101118	SEDAN	FORD	FIESTA SEDAN 1.5L MT - TREND	2014	1.025	178,000,000	182,450,000
1939	101118	SEDAN	FORD	FIESTA SEDAN 1.6L A/T	2015	1.025	211,000,000	216,275,000
1940	101118	SEDAN	FORD	FIESTA SEDAN 1.6L A/T	2014	1.025	201,000,000	206,025,000
1941	101118	SEDAN	FORD	FIESTA SEDAN 1.6L A/T	2013	1.025	190,000,000	194,750,000
1942	101118	SEDAN	FORD	FIESTA SEDAN 1.6L A/T	2012	1.025	189,000,000	193,725,000
1943	101118	SEDAN	FORD	FOCUS COMFORT 1.8 MT	2008	1.025	171,000,000	175,275,000
1944	101118	SEDAN	FORD	FOCUS COMFORT 1.8 MT	2007	1.025	166,000,000	170,150,000
1945	101118	SEDAN	FORD	FOCUS COMFORT 1.8 MT	2006	1.025	158,000,000	161,950,000
1946	101118	SEDAN	FORD	FOCUS COMFORT 2.0L A/T	2012	1.025	258,000,000	264,450,000
1947	101118	SEDAN	FORD	FOCUS COMFORT 2.0L A/T	2011	1.025	246,000,000	252,150,000
1948	101118	SEDAN	FORD	FOCUS COMFORT 2.0L A/T	2010	1.025	224,000,000	229,600,000
1949	101118	SEDAN	FORD	FOCUS COMFORT 2.0L A/T	2009	1.025	200,000,000	205,000,000
1950	101118	SEDAN	FORD	FOCUS COMFORT 2.0L A/T	2008	1.025	178,000,000	182,450,000
1951	101118	SEDAN	FORD	FOCUS GHIA 1.8 AT	2008	1.025	197,000,000	201,925,000
1952	101118	SEDAN	FORD	FOCUS GHIA 1.8 AT	2007	1.025	196,000,000	200,900,000
1953	101118	SEDAN	FORD	FOCUS GHIA 1.8 AT	2006	1.025	173,000,000	177,325,000
1954	101118	SEDAN	FORD	FOCUS GHIA 1.8 AT	2005	1.025	148,000,000	151,700,000
1955	101118	SEDAN	FORD	FOCUS GHIA 1.8 AT STEPTRONIC	2005	1.025	150,000,000	153,750,000
1956	101118	SEDAN	FORD	FOCUS GHIA 1.8 MT	2008	1.025	189,000,000	193,725,000
1957	101118	SEDAN	FORD	FOCUS GHIA 1.8 MT	2007	1.025	182,000,000	186,550,000
1958	101118	SEDAN	FORD	FOCUS GHIA 1.8 MT	2006	1.025	166,000,000	170,150,000
1959	101118	SEDAN	FORD	FOCUS GHIA 1.8 MT	2005	1.025	142,000,000	145,550,000
1960	101118	SEDAN	FORD	FOCUS GHIA 2.0L A/T	2012	1.025	276,000,000	282,900,000
1961	101118	SEDAN	FORD	FOCUS GHIA 2.0L A/T	2011	1.025	275,000,000	281,875,000
1962	101118	SEDAN	FORD	FOCUS GHIA 2.0L A/T	2010	1.025	252,000,000	258,300,000
1963	101118	SEDAN	FORD	FOCUS GHIA 2.0L A/T	2009	1.025	223,000,000	228,575,000
1964	101118	SEDAN	FORD	FOCUS GHIA 2.0L A/T	2008	1.025	201,000,000	206,025,000
1965	101118	SEDAN	FORD	FOCUS GHIA 2.0L TRIPTONIC HB	2005	1.025	165,000,000	169,125,000
1966	101118	SEDAN	FORD	FOCUS SEDAN TITANIUM 2.0L AT	2015	1.025	314,000,000	321,850,000
1967	101118	SEDAN	FORD	FOCUS SEDAN TITANIUM 2.0L AT	2014	1.025	297,000,000	304,425,000
1968	101118	SEDAN	FORD	FOCUS SEDAN TITANIUM 2.0L AT	2013	1.025	287,000,000	294,175,000
1969	101118	SEDAN	FORD	FOCUS SEDAN TITANIUM 2.0L AT	2012	1.025	273,000,000	279,825,000
1970	101118	SEDAN	FORD	FOCUS SEDAN TREND 1.6L AT	2015	1.025	279,000,000	285,975,000
1971	101118	SEDAN	FORD	FOCUS SEDAN TREND 1.6L AT	2014	1.025	266,000,000	272,650,000
1972	101118	SEDAN	FORD	FOCUS SEDAN TREND 1.6L AT	2013	1.025	263,000,000	269,575,000
1973	101118	SEDAN	FORD	FOCUS SEDAN TREND 1.6L AT	2012	1.025	250,000,000	256,250,000
1974	101118	SEDAN	FORD	FOCUS SPORTY 2.0L AT	2005	1.025	165,000,000	169,125,000
1975	101118	SEDAN	FORD	FUTURE	1980	1.025	13,500,000	13,837,500
1976	101118	SEDAN	FORD	KA	2000	1.025	76,000,000	77,900,000
1977	101118	SEDAN	FORD	KA	1999	1.025	61,000,000	62,525,000
1978	101118	SEDAN	FORD	KA	1998	1.025	55,000,000	56,375,000
1979	101118	SEDAN	FORD	KA	1997	1.025	50,000,000	51,250,000
1980	101118	SEDAN	FORD	LASER 1300 - 4 PINTU	1997	1.025	40,000,000	41,000,000
1981	101118	SEDAN	FORD	LASER 1300 - 4 PINTU	1996	1.025	37,000,000	37,925,000
1982	101118	SEDAN	FORD	LASER 1300 - 4 PINTU	1995	1.025	34,000,000	34,850,000
1983	101118	SEDAN	FORD	LASER 1300 - 4 PINTU	1994	1.025	31,000,000	31,775,000
1984	101118	SEDAN	FORD	LASER 1300 - 4 PINTU	1993	1.025	29,000,000	29,725,000
1985	101118	SEDAN	FORD	LASER 1300 - 4 PINTU	1992	1.025	26,000,000	26,650,000
1986	101118	SEDAN	FORD	LASER 1300 - 4 PINTU	1991	1.025	25,000,000	25,625,000
1987	101118	SEDAN	FORD	LASER 1300 - 4 PINTU	1990	1.025	24,000,000	24,600,000
1988	101118	SEDAN	FORD	LASER 1300 - 4 PINTU	1989	1.025	23,000,000	23,575,000
1989	101118	SEDAN	FORD	LASER 1300 - 4 PINTU	1988	1.025	22,000,000	22,550,000
1990	101118	SEDAN	FORD	LASER 1300 - 4 PINTU	1987	1.025	20,000,000	20,500,000
1991	101118	SEDAN	FORD	LASER 1300 - 4 PINTU	1986	1.025	18,000,000	18,450,000
1992	101118	SEDAN	FORD	LASER 1300 - 4 PINTU	1985	1.025	17,000,000	17,425,000
1993	101118	SEDAN	FORD	LASER 1300 - 4 PINTU	1984	1.025	16,000,000	16,400,000
1994	101118	SEDAN	FORD	LASER 1300 - 4 PINTU	1983	1.025	15,000,000	15,375,000
1995	101118	SEDAN	FORD	LASER 1300 - 4 PINTU	1982	1.025	14,000,000	14,350,000
1996	101118	SEDAN	FORD	LASER 1300 - 5 PINTU HB	1989	1.025	23,000,000	23,575,000
1997	101118	SEDAN	FORD	LASER 1300 - 5 PINTU HB	1988	1.025	22,000,000	22,550,000
1998	101118	SEDAN	FORD	LASER 1300 - 5 PINTU HB	1987	1.025	20,000,000	20,500,000
1999	101118	SEDAN	FORD	LASER 1300 - 5 PINTU HB	1986	1.025	18,000,000	18,450,000
2000	101118	SEDAN	FORD	LASER 1300 - 5 PINTU HB	1985	1.025	17,000,000	17,425,000
2001	101118	SEDAN	FORD	LASER 1300 SONIC	1995	1.025	31,000,000	31,775,000
2002	101118	SEDAN	FORD	LASER 1300 SONIC	1994	1.025	30,000,000	30,750,000
2003	101118	SEDAN	FORD	LASER 1300 SONIC	1993	1.025	26,000,000	26,650,000
2004	101118	SEDAN	FORD	LASER 1300 SONIC	1992	1.025	25,000,000	25,625,000
2005	101118	SEDAN	FORD	LASER 1300 SONIC	1991	1.025	22,000,000	22,550,000
2006	101118	SEDAN	FORD	LASER 1300 SONIC	1990	1.025	20,000,000	20,500,000
2007	101118	SEDAN	FORD	LASER 1300 SONIC	1989	1.025	19,000,000	19,475,000
2008	101118	SEDAN	FORD	LASER 1300 SONIC	1988	1.025	18,000,000	18,450,000
2009	101118	SEDAN	FORD	LASER 1300 SONIC	1987	1.025	17,000,000	17,425,000
2010	101118	SEDAN	FORD	LASER 1300 SONIC	1986	1.025	16,000,000	16,400,000
2011	101118	SEDAN	FORD	LASER 1.3 GL	2000	1.025	49,000,000	50,225,000
2012	101118	SEDAN	FORD	LASER 1.3 GL	1999	1.025	41,000,000	42,025,000
2013	101118	SEDAN	FORD	LASER 1.3 GL	1998	1.025	37,000,000	37,925,000

NO	KODING	JENIS	MEREK	TIPE	TH BUAT	BOBOT	NJKB	DP PKB
1	2	3	4	5	6	7	8	9
2014	101118	SEDAN	FORD	LASER 1.3 GL	1997	1.025	34,000,000	34,850,000
2015	101118	SEDAN	FORD	LASER 1.3 GL	1996	1.025	31,000,000	31,775,000
2016	101118	SEDAN	FORD	LASER 1.3 GL	1995	1.025	29,000,000	29,725,000
2017	101118	SEDAN	FORD	LASER 1.3 GL	1994	1.025	26,000,000	26,650,000
2018	101118	SEDAN	FORD	LASER 1.3 GL	1993	1.025	25,000,000	25,625,000
2019	101118	SEDAN	FORD	LASER 1.3 GL	1992	1.025	23,000,000	23,575,000
2020	101118	SEDAN	FORD	LASER 1.3 GL	1991	1.025	21,000,000	21,525,000
2021	101118	SEDAN	FORD	LASER 1.3 GL	1990	1.025	19,000,000	19,475,000
2022	101118	SEDAN	FORD	LASER 1.3 GL	1989	1.025	18,500,000	18,962,500
2023	101118	SEDAN	FORD	LASER 1.3 GL	1988	1.025	18,000,000	18,450,000
2024	101118	SEDAN	FORD	LASER 1.3 GL	1987	1.025	17,000,000	17,425,000
2025	101118	SEDAN	FORD	LASER 1.3 GL	1986	1.025	16,000,000	16,400,000
2026	101118	SEDAN	FORD	LASER 1.3 GL	1985	1.025	14,000,000	14,350,000
2027	101118	SEDAN	FORD	LASER 1.3 GL	1984	1.025	13,500,000	13,837,500
2028	101118	SEDAN	FORD	LASER 1.3 GL	1983	1.025	13,000,000	13,325,000
2029	101118	SEDAN	FORD	LASER 1500 HB	1991	1.025	26,000,000	26,650,000
2030	101118	SEDAN	FORD	LASER 1500 HB	1990	1.025	22,000,000	22,550,000
2031	101118	SEDAN	FORD	LASER 1500 HB	1989	1.025	21,000,000	21,525,000
2032	101118	SEDAN	FORD	LASER 1500 HB	1988	1.025	20,000,000	20,500,000
2033	101118	SEDAN	FORD	LASER 1500 SALOON	1991	1.025	26,000,000	26,650,000
2034	101118	SEDAN	FORD	LASER 1500 SALOON	1990	1.025	22,000,000	22,550,000
2035	101118	SEDAN	FORD	LASER 1500 SALOON	1989	1.025	21,000,000	21,525,000
2036	101118	SEDAN	FORD	LASER 1500 SALOON	1988	1.025	20,000,000	20,500,000
2037	101118	SEDAN	FORD	LASER 1600, GALA	1997	1.025	46,000,000	47,150,000
2038	101118	SEDAN	FORD	LASER 1600, GALA	1996	1.025	41,000,000	42,025,000
2039	101118	SEDAN	FORD	LASER 1600, GALA	1995	1.025	37,000,000	37,925,000
2040	101118	SEDAN	FORD	LASER 1600, GALA	1994	1.025	35,000,000	35,875,000
2041	101118	SEDAN	FORD	LASER 1600, GALA	1993	1.025	31,000,000	31,775,000
2042	101118	SEDAN	FORD	LASER 1600, GALA	1992	1.025	29,000,000	29,725,000
2043	101118	SEDAN	FORD	LASER 1600, GALA	1991	1.025	26,000,000	26,650,000
2044	101118	SEDAN	FORD	LASER 1600, GALA	1990	1.025	23,000,000	23,575,000
2045	101118	SEDAN	FORD	LASER 1600 NB	1994	1.025	38,000,000	38,950,000
2046	101118	SEDAN	FORD	LASER 1600 NB	1993	1.025	34,000,000	34,850,000
2047	101118	SEDAN	FORD	LASER 1600 NB	1992	1.025	31,000,000	31,775,000
2048	101118	SEDAN	FORD	LASER 1600 NB	1991	1.025	28,000,000	28,700,000
2049	101118	SEDAN	FORD	LASER 1600 NB	1990	1.025	26,000,000	26,650,000
2050	101118	SEDAN	FORD	LASER 1800 / CHAMP	1997	1.025	47,000,000	48,175,000
2051	101118	SEDAN	FORD	LASER 1800 / CHAMP	1996	1.025	42,000,000	43,050,000
2052	101118	SEDAN	FORD	LASER 1800 / CHAMP	1995	1.025	37,000,000	37,925,000
2053	101118	SEDAN	FORD	LASER 1800 / CHAMP	1994	1.025	35,000,000	35,875,000
2054	101118	SEDAN	FORD	LASER 1800 / CHAMP	1993	1.025	32,000,000	32,800,000
2055	101118	SEDAN	FORD	LASER 1800 / CHAMP	1992	1.025	30,000,000	30,750,000
2056	101118	SEDAN	FORD	LASER 1800 / CHAMP	1991	1.025	26,000,000	26,650,000
2057	101118	SEDAN	FORD	LASER 1800 / CHAMP	1990	1.025	24,000,000	24,600,000
2058	101118	SEDAN	FORD	LASER 1800 / CHAMP	1989	1.025	23,000,000	23,575,000
2059	101118	SEDAN	FORD	LASER 1800 HB	1991	1.025	26,000,000	26,650,000
2060	101118	SEDAN	FORD	LASER 1800 HB	1990	1.025	24,000,000	24,600,000
2061	101118	SEDAN	FORD	LASER GHIA 1.6	1997	1.025	47,000,000	48,175,000
2062	101118	SEDAN	FORD	LASER GHIA 1.6	1996	1.025	42,000,000	43,050,000
2063	101118	SEDAN	FORD	LASER GHIA 1.6	1995	1.025	37,000,000	37,925,000
2064	101118	SEDAN	FORD	LASER GHIA 1.8	1997	1.025	48,000,000	49,200,000
2065	101118	SEDAN	FORD	LASER GHIA 1.8	1996	1.025	44,000,000	45,100,000
2066	101118	SEDAN	FORD	LASER GHIA 1.8	1995	1.025	40,000,000	41,000,000
2067	101118	SEDAN	FORD	LASER GHIA 1.8	1994	1.025	37,000,000	37,925,000
2068	101118	SEDAN	FORD	LASER GHIA 1.8	1993	1.025	35,000,000	35,875,000
2069	101118	SEDAN	FORD	LASER GHIA 1.8	1992	1.025	31,000,000	31,775,000
2070	101118	SEDAN	FORD	LASER GHIA 1.8	1991	1.025	29,000,000	29,725,000
2071	101118	SEDAN	FORD	LASER GHIA 1.8	1990	1.025	26,000,000	26,650,000
2072	101118	SEDAN	FORD	LASER GHIA NB	1995	1.025	40,000,000	41,000,000
2073	101118	SEDAN	FORD	LASER GHIA NB	1994	1.025	37,000,000	37,925,000
2074	101118	SEDAN	FORD	LASER GHIA NB	1993	1.025	35,000,000	35,875,000
2075	101118	SEDAN	FORD	LASER GHIA NB	1992	1.025	31,000,000	31,775,000
2076	101118	SEDAN	FORD	LASER GHIA NB	1991	1.025	29,000,000	29,725,000
2077	101118	SEDAN	FORD	LASER GHIA NB	1990	1.025	26,000,000	26,650,000
2078	101118	SEDAN	FORD	LASER LYNX 1.6 i	2003	1.025	115,000,000	117,875,000
2079	101118	SEDAN	FORD	LASER LYNX 1.6 i	2002	1.025	77,000,000	78,925,000
2080	101118	SEDAN	FORD	LASER LYNX 1.6 i	2001	1.025	69,000,000	70,725,000
2081	101118	SEDAN	FORD	LASER LYNX 1.6 i	2000	1.025	65,000,000	66,625,000
2082	101118	SEDAN	FORD	LASER LYNX 1.6 i	1999	1.025	55,000,000	56,375,000
2083	101118	SEDAN	FORD	LASER LYNX 1.6 i	1998	1.025	50,000,000	51,250,000
2084	101118	SEDAN	FORD	LASER LYNX 1.6 i	1997	1.025	45,000,000	46,125,000
2085	101118	SEDAN	FORD	LASER LYNX 1.6 i	1996	1.025	41,000,000	42,025,000
2086	101118	SEDAN	FORD	LASER LYNX 1.8 i	2001	1.025	95,000,000	97,375,000
2087	101118	SEDAN	FORD	LASER LYNX 1.8 i	2000	1.025	86,000,000	88,150,000
2088	101118	SEDAN	FORD	LASER LYNX 1.8 i	1999	1.025	59,000,000	60,475,000
2089	101118	SEDAN	FORD	LASER LYNX 1.8 i	1998	1.025	54,000,000	55,350,000
2090	101118	SEDAN	FORD	LASER LYNX 1.8 i	1997	1.025	48,000,000	49,200,000
2091	101118	SEDAN	FORD	LASER LYNX 1.8 i	1996	1.025	45,000,000	46,125,000
2092	101118	SEDAN	FORD	LASER SXNJ 1300	1991	1.025	23,000,000	23,575,000
2093	101118	SEDAN	FORD	LASER SXNJ 1300	1990	1.025	22,000,000	22,550,000
2094	101118	SEDAN	FORD	LASER SXNJ 1300	1989	1.025	21,000,000	21,525,000
2095	101118	SEDAN	FORD	LASER SXNJ 1300	1988	1.025	20,000,000	20,500,000
2096	101118	SEDAN	FORD	LASER SXNJ 1300	1987	1.025	19,000,000	19,475,000
2097	101118	SEDAN	FORD	LASER SXNJ 1300	1986	1.025	18,500,000	18,962,500
2098	101118	SEDAN	FORD	LASER SXNJ 1300	1985	1.025	18,000,000	18,450,000
2099	101118	SEDAN	FORD	LASER SXNJ 1300	1984	1.025	17,500,000	17,937,500
2100	101118	SEDAN	FORD	LASER SXNJ 1300	1983	1.025	17,000,000	17,425,000
2101	101118	SEDAN	FORD	LASER SXNJ 1300	1982	1.025	16,000,000	16,400,000

NO	KODING	JENIS	MEREK	TIPE	TH BUAT	BOBOT	NJKB	DP PKB
1	2	3	4	5	6	7	8	9
2102	101118	SEDAN	FORD	LASER TX 3, 1600cc	1990	1.025	23,000,000	23,575,000
2103	101118	SEDAN	FORD	LASER TX 3, 1600cc	1989	1.025	22,000,000	22,550,000
2104	101118	SEDAN	FORD	LASER TX 3, 1600cc	1988	1.025	21,000,000	21,525,000
2105	101118	SEDAN	FORD	LASER TX 3, 1600cc	1987	1.025	20,000,000	20,500,000
2106	101118	SEDAN	FORD	LASER TX 5, 1600cc	1990	1.025	25,000,000	25,625,000
2107	101118	SEDAN	FORD	LASER TX 5, 1600cc	1989	1.025	24,000,000	24,600,000
2108	101118	SEDAN	FORD	LASER TX 5, 1600cc	1988	1.025	23,000,000	23,575,000
2109	101118	SEDAN	FORD	LASER TX 5, 1600cc	1987	1.025	22,000,000	22,550,000
2110	101118	SEDAN	FORD	LASER TX 5, 1600cc	1986	1.025	21,000,000	21,525,000
2111	101118	SEDAN	FORD	LASER TX 5, 1600cc	1985	1.025	20,000,000	20,500,000
2112	101118	SEDAN	FORD	LASER TX 5, 1600cc	1984	1.025	19,000,000	19,475,000
2113	101118	SEDAN	FORD	LYNX 1.8L AT	2005	1.025	165,000,000	169,125,000
2114	101118	SEDAN	FORD	LYNX 1.8L AT	2004	1.025	131,000,000	134,275,000
2115	101118	SEDAN	FORD	LYNX 1.8L AT	2003	1.025	121,000,000	124,025,000
2116	101118	SEDAN	FORD	LYNX 1.8L AT	2002	1.025	111,000,000	113,775,000
2117	101118	SEDAN	FORD	LYNX 1.8L MT	2005	1.025	159,000,000	162,975,000
2118	101118	SEDAN	FORD	LYNX 1.8L MT	2004	1.025	128,000,000	131,200,000
2119	101118	SEDAN	FORD	LYNX 1.8L MT	2003	1.025	113,000,000	115,825,000
2120	101118	SEDAN	FORD	LYNX 1.8L MT	2002	1.025	105,000,000	107,625,000
2121	101118	SEDAN	FORD	LYNX 2.0L RS AT (BVRT-FF2)	2005	1.025	170,000,000	174,250,000
2122	101118	SEDAN	FORD	LYNX 2.0L RS AT (BVRT-FF2)	2004	1.025	133,000,000	136,325,000
2123	101118	SEDAN	FORD	LYNX 2.0 RS AT	2005	1.025	170,000,000	174,250,000
2124	101118	SEDAN	FORD	MAVERICK	1982	1.025	16,000,000	16,400,000
2125	101118	SEDAN	FORD	MAVERICK	1981	1.025	14,000,000	14,350,000
2126	101118	SEDAN	FORD	MAVERICK	1980	1.025	12,000,000	12,300,000
2127	101118	SEDAN	FORD	MUSTANG	1982	1.025	16,000,000	16,400,000
2128	101118	SEDAN	FORD	MUSTANG	1981	1.025	15,000,000	15,375,000
2129	101118	SEDAN	FORD	MUSTANG	1980	1.025	12,000,000	12,300,000
2130	101118	SEDAN	FORD	MUSTANG 2.3 AT	2018	1.025	739,000,000	757,475,000
2131	101118	SEDAN	FORD	MUSTANG GT AT	2018	1.025	943,000,000	966,575,000
2132	101118	SEDAN	FORD	M.W	1980	1.025	13,000,000	13,325,000
2133	101118	SEDAN	FORD	ORION	1991	1.025	21,000,000	21,525,000
2134	101118	SEDAN	FORD	ORION	1980	1.025	11,500,000	11,787,500
2135	101118	SEDAN	FORD	ORTINA 20 GL	1980	1.025	13,500,000	13,837,500
2136	101118	SEDAN	FORD	PINTO	1980	1.025	10,500,000	10,762,500
2137	101118	SEDAN	FORD	POPULER	1983	1.025	16,000,000	16,400,000
2138	101118	SEDAN	FORD	PREFECT	1980	1.025	11,500,000	11,787,500
2139	101118	SEDAN	FORD	SIERA GHIA	1980	1.025	10,500,000	10,762,500
2140	101118	SEDAN	FORD	SIERA GL 2000	1986	1.025	19,000,000	19,475,000
2141	101118	SEDAN	FORD	TAUNUS CX (3000cc)	1995	1.025	42,000,000	43,050,000
2142	101118	SEDAN	FORD	TAUNUS XL 1600	1980	1.025	11,500,000	11,787,500
2143	101118	SEDAN	FORD	TELSTAR 1600cc	1995	1.025	41,000,000	42,025,000
2144	101118	SEDAN	FORD	TELSTAR 1600cc	1994	1.025	38,000,000	38,950,000
2145	101118	SEDAN	FORD	TELSTAR 1600cc	1993	1.025	37,000,000	37,925,000
2146	101118	SEDAN	FORD	TELSTAR 1600cc	1992	1.025	31,000,000	31,775,000
2147	101118	SEDAN	FORD	TELSTAR 1600cc	1991	1.025	27,000,000	27,675,000
2148	101118	SEDAN	FORD	TELSTAR 1600cc	1990	1.025	24,000,000	24,600,000
2149	101118	SEDAN	FORD	TELSTAR 1600cc	1989	1.025	23,000,000	23,575,000
2150	101118	SEDAN	FORD	TELSTAR 1600cc	1988	1.025	22,000,000	22,550,000
2151	101118	SEDAN	FORD	TELSTAR 1600cc	1987	1.025	21,000,000	21,525,000
2152	101118	SEDAN	FORD	TELSTAR 1600cc	1986	1.025	20,000,000	20,500,000
2153	101118	SEDAN	FORD	TELSTAR 1600cc	1985	1.025	19,000,000	19,475,000
2154	101118	SEDAN	FORD	TELSTAR 1600cc	1984	1.025	18,000,000	18,450,000
2155	101118	SEDAN	FORD	TELSTAR 2.0 NB 4 PINTU	1998	1.025	59,000,000	60,475,000
2156	101118	SEDAN	FORD	TELSTAR 2.0 NB 4 PINTU	1997	1.025	51,000,000	52,275,000
2157	101118	SEDAN	FORD	TELSTAR 2.0 NB 4 PINTU	1996	1.025	45,000,000	46,125,000
2158	101118	SEDAN	FORD	TELSTAR 2.0 NB 4 PINTU	1995	1.025	41,000,000	42,025,000
2159	101118	SEDAN	FORD	TELSTAR 2.0 NB 4 PINTU	1994	1.025	38,000,000	38,950,000
2160	101118	SEDAN	FORD	TELSTAR 2.0 NB 4 PINTU	1993	1.025	37,000,000	37,925,000
2161	101118	SEDAN	FORD	TELSTAR 2.0 NB 4 PINTU	1992	1.025	31,000,000	31,775,000
2162	101118	SEDAN	FORD	TELSTAR 2.0 NB 4 PINTU	1991	1.025	27,000,000	27,675,000
2163	101118	SEDAN	FORD	TELSTAR 2.0 NB 4 PINTU	1990	1.025	24,000,000	24,600,000
2164	101118	SEDAN	FORD	TELSTAR 2.0 NB 4 PINTU	1989	1.025	23,000,000	23,575,000
2165	101118	SEDAN	FORD	TELSTAR 2.0 NB 4 PINTU	1988	1.025	22,000,000	22,550,000
2166	101118	SEDAN	FORD	TELSTAR 2.0 NB 4 PINTU	1987	1.025	21,000,000	21,525,000
2167	101118	SEDAN	FORD	TELSTAR 2.0 NB 4 PINTU	1986	1.025	20,000,000	20,500,000
2168	101118	SEDAN	FORD	TELSTAR 2.0 NB 4 PINTU	1985	1.025	19,000,000	19,475,000
2169	101118	SEDAN	FORD	TELSTAR BRILLIANT 2.0	1998	1.025	59,000,000	60,475,000
2170	101118	SEDAN	FORD	TELSTAR BRILLIANT 2.0	1997	1.025	51,000,000	52,275,000
2171	101118	SEDAN	FORD	TELSTAR BRILLIANT 2.0	1996	1.025	48,000,000	49,200,000
2172	101118	SEDAN	FORD	TELSTAR BRILLIANT 2.0	1995	1.025	45,000,000	46,125,000
2173	101118	SEDAN	FORD	TELSTAR BRILLIANT 2.0	1994	1.025	42,000,000	43,050,000
2174	101118	SEDAN	FORD	TELSTAR BRILLIANT 2.0	1993	1.025	37,000,000	37,925,000
2175	101118	SEDAN	FORD	TELSTAR BRILLIANT 2.0	1992	1.025	33,000,000	33,825,000
2176	101118	SEDAN	FORD	TELSTAR BRILLIANT 2.0 i	2001	1.025	94,000,000	96,350,000
2177	101118	SEDAN	FORD	TELSTAR BRILLIANT 2.0 i	2000	1.025	94,000,000	96,350,000
2178	101118	SEDAN	FORD	TELSTAR BRILLIANT 2.0 i	1999	1.025	83,000,000	85,075,000
2179	101118	SEDAN	FORD	TELSTAR BRILLIANT 2.0 i	1998	1.025	79,000,000	80,975,000
2180	101118	SEDAN	FORD	TELSTAR BRILLIANT 2.0 i	1997	1.025	75,000,000	76,875,000
2181	101118	SEDAN	FORD	TELSTAR CHALLENGE	1997	1.025	55,000,000	56,375,000
2182	101118	SEDAN	FORD	TELSTAR CHALLENGE	1996	1.025	49,000,000	50,225,000
2183	101118	SEDAN	FORD	TELSTAR CHALLENGE	1995	1.025	46,000,000	47,150,000
2184	101118	SEDAN	FORD	TELSTAR CHALLENGE	1994	1.025	41,000,000	42,025,000
2185	101118	SEDAN	FORD	TELSTAR CHALLENGE 2.0	1998	1.025	59,000,000	60,475,000
2186	101118	SEDAN	FORD	TELSTAR CHALLENGE 2.0	1997	1.025	51,000,000	52,275,000
2187	101118	SEDAN	FORD	TELSTAR CHALLENGE 2.0	1996	1.025	48,000,000	49,200,000
2188	101118	SEDAN	FORD	TELSTAR CHALLENGE 2.0	1995	1.025	45,000,000	46,125,000
2189	101118	SEDAN	FORD	TELSTAR CHALLENGE 2.0	1994	1.025	42,000,000	43,050,000

NO	KODING	JENIS	MEREK	TIPE	TH BUAT	BOBOT	NJKB	DP PKB
1	2	3	4	5	6	7	8	9
2190	101118	SEDAN	FORD	TELSTAR CHALLENGE 2.0	1993	1.025	37,000,000	37,925,000
2191	101118	SEDAN	FORD	TELSTAR CHALLENGE 2.0	1992	1.025	33,000,000	33,825,000
2192	101118	SEDAN	FORD	TELSTAR GHIA NB 2000cc 4 PINTU AT	1990	1.025	27,000,000	27,675,000
2193	101118	SEDAN	FORD	TELSTAR GRAND 4 PINTU SEDAN SALOON	1993	1.025	37,000,000	37,925,000
2194	101118	SEDAN	FORD	TELSTAR GRAND 4 PINTU SEDAN SALOON	1992	1.025	31,000,000	31,775,000
2195	101118	SEDAN	FORD	TELSTAR GRAND 4 PINTU SEDAN SALOON	1991	1.025	27,000,000	27,675,000
2196	101118	SEDAN	FORD	TELSTAR GRAND 4 PINTU SEDAN SALOON	1990	1.025	26,000,000	26,650,000
2197	101118	SEDAN	FORD	TELSTAR GRAND 4 PINTU SEDAN SALOON	1989	1.025	25,000,000	25,625,000
2198	101118	SEDAN	FORD	TELSTAR GRAND 4 PINTU SEDAN SALOON	1988	1.025	23,000,000	23,575,000
2199	101118	SEDAN	FORD	TELSTAR GRAND 4 PINTU SEDAN SALOON	1987	1.025	21,000,000	21,525,000
2200	101118	SEDAN	FORD	TELSTAR GRAND 4 PINTU SEDAN SALOON	1986	1.025	20,000,000	20,500,000
2201	101118	SEDAN	FORD	TELSTAR GRAND 4 PINTU SEDAN SALOON	1985	1.025	19,000,000	19,475,000
2202	101118	SEDAN	FORD	TELSTAR GRAND 4 PINTU SEDAN SALOON	1984	1.025	18,000,000	18,450,000
2203	101118	SEDAN	FORD	TELSTAR NEW CHALANGE	1996	1.025	51,000,000	52,275,000
2204	101118	SEDAN	FORD	TELSTAR NEW CHALANGE	1986	1.025	21,000,000	21,525,000
2205	101118	SEDAN	FORD	TELSTAR THUNDER 5 PINTU HB / 2000cc	1993	1.025	37,000,000	37,925,000
2206	101118	SEDAN	FORD	TELSTAR THUNDER 5 PINTU HB / 2000cc	1992	1.025	33,000,000	33,825,000
2207	101118	SEDAN	FORD	TELSTAR THUNDER 5 PINTU HB / 2000cc	1991	1.025	29,000,000	29,725,000
2208	101118	SEDAN	FORD	TELSTAR THUNDER 5 PINTU HB / 2000cc	1990	1.025	28,000,000	28,700,000
2209	101118	SEDAN	FORD	TELSTAR THUNDER 5 PINTU HB / 2000cc	1989	1.025	27,000,000	27,675,000
2210	101118	SEDAN	FORD	TELSTAR THUNDER 5 PINTU HB / 2000cc	1988	1.025	24,000,000	24,600,000
2211	101118	SEDAN	FORD	TRANSIT	1980	1.025	10,500,000	10,762,500
2212	101118	SEDAN	FORD	VEDETTE DIATAS 2000cc	1980	1.025	11,500,000	11,787,500
2213	101118	SEDAN	FORD	ZHEPHYER FOUR	1980	1.025	10,500,000	10,762,500
2214	101118	SEDAN	FORD	ZHEPHYER SIX	1980	1.025	10,500,000	10,762,500
2215	101147	SEDAN	HANSA GOLIATH	HANSA GOLIATH	1980	1.025	10,500,000	10,762,500
2216	101159	SEDAN	HILMAN	MINI DELUXE	1980	1.025	10,500,000	10,762,500
2217	101160	SEDAN	HINO	BRISCA	1980	1.025	10,500,000	10,762,500
2218	101160	SEDAN	HINO	CONTESSA	1980	1.025	6,000,000	6,150,000
2219	101160	SEDAN	HINO	KL 340	1980	1.025	10,500,000	10,762,500
2220	101166	SEDAN	HOLDEN	ASKA 1994cc	1986	1.025	13,000,000	13,325,000
2221	101166	SEDAN	HOLDEN	ASKA 1994cc	1985	1.025	12,000,000	12,300,000
2222	101166	SEDAN	HOLDEN	ASKA 1994cc	1984	1.025	11,800,000	12,095,000
2223	101166	SEDAN	HOLDEN	ASKA 1994cc	1983	1.025	11,500,000	11,787,500
2224	101166	SEDAN	HOLDEN	BELLMOUNT	1981	1.025	18,000,000	18,450,000
2225	101166	SEDAN	HOLDEN	BELLMOUNT	1980	1.025	12,000,000	12,300,000
2226	101166	SEDAN	HOLDEN	BROUGHAM	1980	1.025	11,500,000	11,787,500
2227	101166	SEDAN	HOLDEN	CALAIS 1900cc AT	1991	1.025	18,000,000	18,450,000
2228	101166	SEDAN	HOLDEN	CALAIS 1900cc AT	1990	1.025	17,000,000	17,425,000
2229	101166	SEDAN	HOLDEN	CALAIS 1900cc AT	1989	1.025	16,000,000	16,400,000
2230	101166	SEDAN	HOLDEN	CALAIS 1900cc AT	1988	1.025	15,000,000	15,375,000
2231	101166	SEDAN	HOLDEN	CALAIS 1900cc AT	1987	1.025	14,000,000	14,350,000
2232	101166	SEDAN	HOLDEN	CALAIS 1900cc MT	1991	1.025	18,000,000	18,450,000
2233	101166	SEDAN	HOLDEN	CALAIS 1900cc MT	1990	1.025	17,000,000	17,425,000
2234	101166	SEDAN	HOLDEN	CALAIS 1900cc MT	1989	1.025	16,000,000	16,400,000
2235	101166	SEDAN	HOLDEN	CALAIS 1900cc MT	1988	1.025	15,000,000	15,375,000
2236	101166	SEDAN	HOLDEN	CALAIS 1900cc MT	1987	1.025	13,000,000	13,325,000
2237	101166	SEDAN	HOLDEN	CAMIRA	1988	1.025	16,000,000	16,400,000
2238	101166	SEDAN	HOLDEN	CAMIRA	1987	1.025	15,000,000	15,375,000
2239	101166	SEDAN	HOLDEN	CAMIRA	1986	1.025	14,000,000	14,350,000
2240	101166	SEDAN	HOLDEN	CAMIRA	1985	1.025	13,000,000	13,325,000
2241	101166	SEDAN	HOLDEN	CAMIRA	1984	1.025	12,500,000	12,812,500
2242	101166	SEDAN	HOLDEN	CAMIRA	1983	1.025	12,000,000	12,300,000
2243	101166	SEDAN	HOLDEN	CAMIRA	1982	1.025	11,500,000	11,787,500
2244	101166	SEDAN	HOLDEN	CAMIRA	1981	1.025	11,000,000	11,275,000
2245	101166	SEDAN	HOLDEN	CAMIRA	1980	1.025	10,500,000	10,762,500
2246	101166	SEDAN	HOLDEN	COMMODORE 6 CYL 2800cc	1994	1.025	19,000,000	19,475,000
2247	101166	SEDAN	HOLDEN	COMMODORE 6 CYL 2800cc	1993	1.025	18,000,000	18,450,000
2248	101166	SEDAN	HOLDEN	COMMODORE 6 CYL 2800cc	1992	1.025	17,000,000	17,425,000
2249	101166	SEDAN	HOLDEN	COMMODORE 6 CYL 2800cc	1991	1.025	16,000,000	16,400,000
2250	101166	SEDAN	HOLDEN	COMMODORE 6 CYL 2800cc	1990	1.025	15,500,000	15,887,500
2251	101166	SEDAN	HOLDEN	COMMODORE 6 CYL 2800cc	1989	1.025	15,000,000	15,375,000
2252	101166	SEDAN	HOLDEN	COMMODORE 6 CYL 2800cc	1988	1.025	14,000,000	14,350,000
2253	101166	SEDAN	HOLDEN	COMMODORE 6 CYL 2800cc	1987	1.025	13,000,000	13,325,000
2254	101166	SEDAN	HOLDEN	COMMODORE 6 CYL 2800cc	1986	1.025	12,000,000	12,300,000
2255	101166	SEDAN	HOLDEN	COMMODORE 6 CYL 2800cc	1985	1.025	11,000,000	11,275,000
2256	101166	SEDAN	HOLDEN	COMMODORE 6 CYL 2800cc	1984	1.025	10,800,000	11,070,000
2257	101166	SEDAN	HOLDEN	COMMODORE 6 CYL 2800cc	1983	1.025	10,600,000	10,865,000
2258	101166	SEDAN	HOLDEN	COMMODORE 6 CYL 2800cc	1982	1.025	10,400,000	10,660,000
2259	101166	SEDAN	HOLDEN	COMMODORE 6 CYL 2800cc	1981	1.025	10,200,000	10,455,000
2260	101166	SEDAN	HOLDEN	COMMODORE 6 CYL 2800cc	1980	1.025	9,000,000	9,225,000
2261	101166	SEDAN	HOLDEN	COMMODORE SL 4 CYL 1892cc	1987	1.025	15,000,000	15,375,000
2262	101166	SEDAN	HOLDEN	COMMODORE SL 4 CYL 1892cc	1986	1.025	14,000,000	14,350,000
2263	101166	SEDAN	HOLDEN	COMMODORE SL 4 CYL 1892cc	1985	1.025	13,000,000	13,325,000
2264	101166	SEDAN	HOLDEN	COMMODORE SL 4 CYL 1892cc	1984	1.025	12,500,000	12,812,500
2265	101166	SEDAN	HOLDEN	COMMODORE SL 4 CYL 1892cc	1983	1.025	12,000,000	12,300,000
2266	101166	SEDAN	HOLDEN	COMMODORE SL 4 CYL 1892cc	1982	1.025	11,500,000	11,787,500
2267	101166	SEDAN	HOLDEN	COMMODORE SL 4 CYL 1892cc	1981	1.025	11,000,000	11,275,000
2268	101166	SEDAN	HOLDEN	COMMODORE SL 4 CYL 1892cc	1980	1.025	10,500,000	10,762,500
2269	101166	SEDAN	HOLDEN	GEMINI 1500cc	1993	1.025	18,000,000	18,450,000
2270	101166	SEDAN	HOLDEN	GEMINI 1500cc	1992	1.025	17,000,000	17,425,000
2271	101166	SEDAN	HOLDEN	GEMINI 1500cc	1991	1.025	16,000,000	16,400,000
2272	101166	SEDAN	HOLDEN	GEMINI 1500cc	1990	1.025	15,500,000	15,887,500
2273	101166	SEDAN	HOLDEN	GEMINI 1500cc	1989	1.025	15,000,000	15,375,000
2274	101166	SEDAN	HOLDEN	GEMINI 1500cc	1988	1.025	14,000,000	14,350,000
2275	101166	SEDAN	HOLDEN	GEMINI 1500cc	1987	1.025	13,000,000	13,325,000
2276	101166	SEDAN	HOLDEN	GEMINI 1500cc DIESEL	1993	1.025	19,000,000	19,475,000
2277	101166	SEDAN	HOLDEN	GEMINI 1500cc DIESEL	1992	1.025	18,000,000	18,450,000

NO	KODING	JENIS	MEREK	TIPE	TH BUAT	BOBOT	NJKB	DP PKB
1	2	3	4	5	6	7	8	9
2278	101166	SEDAN	HOLDEN	GEMINI 1500cc DIESEL	1991	1.025	17,000,000	17,425,000
2279	101166	SEDAN	HOLDEN	GEMINI 1500cc DIESEL	1990	1.025	16,000,000	16,400,000
2280	101166	SEDAN	HOLDEN	GEMINI 1500cc DIESEL	1989	1.025	15,500,000	15,887,500
2281	101166	SEDAN	HOLDEN	GEMINI 1500cc DIESEL	1988	1.025	15,000,000	15,375,000
2282	101166	SEDAN	HOLDEN	GEMINI 1500cc DIESEL	1987	1.025	14,000,000	14,350,000
2283	101166	SEDAN	HOLDEN	GEMINI 1500cc DIESEL	1986	1.025	13,000,000	13,325,000
2284	101166	SEDAN	HOLDEN	GEMINI 1500cc DIESEL	1985	1.025	12,000,000	12,300,000
2285	101166	SEDAN	HOLDEN	GEMINI 1500cc DIESEL	1984	1.025	11,800,000	12,095,000
2286	101166	SEDAN	HOLDEN	GEMINI 1500cc DIESEL	1983	1.025	11,600,000	11,890,000
2287	101166	SEDAN	HOLDEN	GEMINI 1500cc DIESEL	1982	1.025	11,400,000	11,685,000
2288	101166	SEDAN	HOLDEN	GEMINI 1500cc DIESEL	1981	1.025	11,000,000	11,275,000
2289	101166	SEDAN	HOLDEN	GEMINI 1600cc (BENSIN)	1980	1.025	10,500,000	10,762,500
2290	101166	SEDAN	HOLDEN	GEMINI 1600cc (BENSIN)	1972	1.025	10,500,000	10,762,500
2291	101166	SEDAN	HOLDEN	GEMINI PFD60R	1986	1.025	14,000,000	14,350,000
2292	101166	SEDAN	HOLDEN	GEMINI PFD60R	1985	1.025	13,000,000	13,325,000
2293	101166	SEDAN	HOLDEN	GEMINI PFD60R	1984	1.025	12,800,000	13,120,000
2294	101166	SEDAN	HOLDEN	GEMINI PFD60R	1983	1.025	12,600,000	12,915,000
2295	101166	SEDAN	HOLDEN	GEMINI PFD60R	1982	1.025	12,400,000	12,710,000
2296	101166	SEDAN	HOLDEN	GEMINI PFD60R	1981	1.025	12,200,000	12,505,000
2297	101166	SEDAN	HOLDEN	KINGSWOOD	1980	1.025	12,500,000	12,812,500
2298	101166	SEDAN	HOLDEN	LINCAH	1989	1.025	14,000,000	14,350,000
2299	101166	SEDAN	HOLDEN	LINCAH	1988	1.025	13,000,000	13,325,000
2300	101166	SEDAN	HOLDEN	LINCAH	1987	1.025	12,000,000	12,300,000
2301	101166	SEDAN	HOLDEN	LINCAH	1986	1.025	11,000,000	11,275,000
2302	101166	SEDAN	HOLDEN	MONARO	1980	1.025	11,500,000	11,787,500
2303	101166	SEDAN	HOLDEN	PREMIER	1980	1.025	12,500,000	12,812,500
2304	101166	SEDAN	HOLDEN	SPECIAL	1980	1.025	11,000,000	11,275,000
2305	101166	SEDAN	HOLDEN	SPIRIT / SOLAR 2238cc	1989	1.025	16,000,000	16,400,000
2306	101166	SEDAN	HOLDEN	SPIRIT / SOLAR 2238cc	1988	1.025	15,000,000	15,375,000
2307	101166	SEDAN	HOLDEN	SPIRIT / SOLAR 2238cc	1987	1.025	14,000,000	14,350,000
2308	101166	SEDAN	HOLDEN	STATESMENT	1980	1.025	10,000,000	10,250,000
2309	101166	SEDAN	HOLDEN	SUNBIRD 1900cc	1987	1.025	15,000,000	15,375,000
2310	101166	SEDAN	HOLDEN	SUNBIRD 1900cc	1986	1.025	14,000,000	14,350,000
2311	101166	SEDAN	HOLDEN	SUNBIRD 1900cc	1985	1.025	13,000,000	13,325,000
2312	101166	SEDAN	HOLDEN	SUNBIRD 1900cc	1984	1.025	12,800,000	13,120,000
2313	101166	SEDAN	HOLDEN	SUNBIRD 1900cc	1983	1.025	12,600,000	12,915,000
2314	101166	SEDAN	HOLDEN	SUNBIRD 1900cc	1982	1.025	12,400,000	12,710,000
2315	101166	SEDAN	HOLDEN	SUNBIRD 1900cc	1981	1.025	12,200,000	12,505,000
2316	101166	SEDAN	HOLDEN	SUNBIRD 1900cc	1980	1.025	11,000,000	11,275,000
2317	101166	SEDAN	HOLDEN	TORANA 4 CYL	1980	1.025	11,000,000	11,275,000
2318	101166	SEDAN	HOLDEN	TORANA 6 CYL	1980	1.025	11,000,000	11,275,000
2319	101166	SEDAN	HOLDEN	TORANA SL	1980	1.025	11,000,000	11,275,000
2320	101166	SEDAN	HOLDEN	UTILITY	1980	1.025	12,500,000	12,812,500
2321	101167	SEDAN	HONDA	AB 523 APR KT 1.500cc	1980	1.025	42,000,000	43,050,000
2322	101167	SEDAN	HONDA	ACCORD 1.5TC EL CVT	2019	1.025	539,000,000	552,475,000
2323	101167	SEDAN	HONDA	ACCORD 1600cc AT	1985	1.025	23,000,000	23,575,000
2324	101167	SEDAN	HONDA	ACCORD 1600cc AT	1984	1.025	22,000,000	22,550,000
2325	101167	SEDAN	HONDA	ACCORD 1600cc AT	1983	1.025	21,000,000	21,525,000
2326	101167	SEDAN	HONDA	ACCORD 1600cc AT	1982	1.025	18,000,000	18,450,000
2327	101167	SEDAN	HONDA	ACCORD 1600cc AT	1981	1.025	17,000,000	17,425,000
2328	101167	SEDAN	HONDA	ACCORD 1600cc AT	1980	1.025	14,000,000	14,350,000
2329	101167	SEDAN	HONDA	ACCORD, 1600cc MANUAL	1980	1.025	14,000,000	14,350,000
2330	101167	SEDAN	HONDA	ACCORD 1600cc MT	1985	1.025	23,000,000	23,575,000
2331	101167	SEDAN	HONDA	ACCORD 1600cc MT	1984	1.025	22,000,000	22,550,000
2332	101167	SEDAN	HONDA	ACCORD 1600cc MT	1983	1.025	21,000,000	21,525,000
2333	101167	SEDAN	HONDA	ACCORD 1600cc MT	1982	1.025	18,000,000	18,450,000
2334	101167	SEDAN	HONDA	ACCORD 1600cc MT	1981	1.025	17,000,000	17,425,000
2335	101167	SEDAN	HONDA	ACCORD 1600cc MT	1980	1.025	14,000,000	14,350,000
2336	101167	SEDAN	HONDA	ACCORD 2000 4 WS AT	1995	1.025	72,000,000	73,800,000
2337	101167	SEDAN	HONDA	ACCORD 2000 4 WS AT	1994	1.025	69,000,000	70,725,000
2338	101167	SEDAN	HONDA	ACCORD 2000 4 WS AT	1993	1.025	60,000,000	61,500,000
2339	101167	SEDAN	HONDA	ACCORD 2000 4 WS AT	1992	1.025	53,000,000	54,325,000
2340	101167	SEDAN	HONDA	ACCORD 2000 4 WS AT	1991	1.025	44,000,000	45,100,000
2341	101167	SEDAN	HONDA	ACCORD 2000 4 WS AT	1990	1.025	40,000,000	41,000,000
2342	101167	SEDAN	HONDA	ACCORD 2000 SE 3 AT	1990	1.025	39,000,000	39,975,000
2343	101167	SEDAN	HONDA	ACCORD 2000 SE 3 AT	1989	1.025	37,000,000	37,925,000
2344	101167	SEDAN	HONDA	ACCORD 2000 SE 3 AT	1988	1.025	32,000,000	32,800,000
2345	101167	SEDAN	HONDA	ACCORD 2000 SE 3 AT	1987	1.025	30,000,000	30,750,000
2346	101167	SEDAN	HONDA	ACCORD 2000 SE 3 AT	1986	1.025	28,000,000	28,700,000
2347	101167	SEDAN	HONDA	ACCORD 2000 SE 3 GM MT	1991	1.025	42,000,000	43,050,000
2348	101167	SEDAN	HONDA	ACCORD 2000 SE 3 GM MT	1990	1.025	39,000,000	39,975,000
2349	101167	SEDAN	HONDA	ACCORD 2000 SE 3 GM MT	1989	1.025	37,000,000	37,925,000
2350	101167	SEDAN	HONDA	ACCORD 2000 SE 3 GM MT	1988	1.025	32,000,000	32,800,000
2351	101167	SEDAN	HONDA	ACCORD 2000 SE 3 GM MT	1987	1.025	30,000,000	30,750,000
2352	101167	SEDAN	HONDA	ACCORD 2000 SE 3 GM MT	1986	1.025	28,000,000	28,700,000
2353	101167	SEDAN	HONDA	ACCORD 2000 SE 3 GM MT	1985	1.025	23,000,000	23,575,000
2354	101167	SEDAN	HONDA	ACCORD 2000 SE 3 GM MT	1984	1.025	22,000,000	22,550,000
2355	101167	SEDAN	HONDA	ACCORD 2000 SE 3 GM MT	1983	1.025	21,000,000	21,525,000
2356	101167	SEDAN	HONDA	ACCORD 2000 SE 3 GM MT	1982	1.025	18,000,000	18,450,000
2357	101167	SEDAN	HONDA	ACCORD 2000 SM4 GM MPI 4 WS MT	1995	1.025	72,000,000	73,800,000
2358	101167	SEDAN	HONDA	ACCORD 2000 SM4 GM MPI 4 WS MT	1994	1.025	69,000,000	70,725,000
2359	101167	SEDAN	HONDA	ACCORD 2000 SM4 GM MPI 4 WS MT	1993	1.025	60,000,000	61,500,000
2360	101167	SEDAN	HONDA	ACCORD 2000 SM4 GM MPI 4 WS MT	1992	1.025	53,000,000	54,325,000
2361	101167	SEDAN	HONDA	ACCORD 2000 SM4 GM MPI 4 WS MT	1991	1.025	44,000,000	45,100,000
2362	101167	SEDAN	HONDA	ACCORD 2000 SM4 GM MPI 4 WS MT	1990	1.025	39,000,000	39,975,000
2363	101167	SEDAN	HONDA	ACCORD 2000 SM4 GM MPI 4 WS MT	1989	1.025	37,000,000	37,925,000
2364	101167	SEDAN	HONDA	ACCORD 2000 SM4 GM MPI 4 WS MT	1988	1.025	32,000,000	32,800,000
2365	101167	SEDAN	HONDA	ACCORD 2000 SM4 GM MPI 4 WS MT	1987	1.025	30,000,000	30,750,000

NO	KODING	JENIS	MEREK	TIPE	TH BUAT	BOBOT	NJKB	DP PKB
1	2	3	4	5	6	7	8	9
2366	101167	SEDAN	HONDA	ACCORD 2000 SM 4 GM MPI MT	1995	1.025	72,000,000	73,800,000
2367	101167	SEDAN	HONDA	ACCORD 2000 SM 4 GM MPI MT	1994	1.025	69,000,000	70,725,000
2368	101167	SEDAN	HONDA	ACCORD 2000 SM 4 GM MPI MT	1993	1.025	60,000,000	61,500,000
2369	101167	SEDAN	HONDA	ACCORD 2000 SM 4 GM MPI MT	1992	1.025	53,000,000	54,325,000
2370	101167	SEDAN	HONDA	ACCORD 2000 SM 4 GM MPI MT	1991	1.025	44,000,000	45,100,000
2371	101167	SEDAN	HONDA	ACCORD 2000 SM 4 GM MPI MT	1990	1.025	40,000,000	41,000,000
2372	101167	SEDAN	HONDA	ACCORD 2000 SM 4 GM MPI MT	1989	1.025	38,000,000	38,950,000
2373	101167	SEDAN	HONDA	ACCORD 2000 SM 4 MPI AT	1995	1.025	72,000,000	73,800,000
2374	101167	SEDAN	HONDA	ACCORD 2000 SM 4 MPI AT	1994	1.025	69,000,000	70,725,000
2375	101167	SEDAN	HONDA	ACCORD 2000 SM 4 MPI AT	1993	1.025	60,000,000	61,500,000
2376	101167	SEDAN	HONDA	ACCORD 2000 SM 4 MPI AT	1992	1.025	53,000,000	54,325,000
2377	101167	SEDAN	HONDA	ACCORD 2000 SM 4 MPI AT	1991	1.025	44,000,000	45,100,000
2378	101167	SEDAN	HONDA	ACCORD 2000 SM 4 MPI AT	1990	1.025	40,000,000	41,000,000
2379	101167	SEDAN	HONDA	ACCORD 2.0L MT	2000	1.025	150,000,000	153,750,000
2380	101167	SEDAN	HONDA	ACCORD 2.0L MT	1987	1.025	30,000,000	30,750,000
2381	101167	SEDAN	HONDA	ACCORD 2.0L MT	1986	1.025	28,000,000	28,700,000
2382	101167	SEDAN	HONDA	ACCORD ALL NEW HYBRID V6 3.0 L	2004	1.025	272,000,000	278,800,000
2383	101167	SEDAN	HONDA	ACCORD CM56 / VTI AT	2008	1.025	272,000,000	278,800,000
2384	101167	SEDAN	HONDA	ACCORD CM56 / VTI AT	2007	1.025	249,000,000	255,225,000
2385	101167	SEDAN	HONDA	ACCORD CM56 / VTI AT	2006	1.025	240,000,000	246,000,000
2386	101167	SEDAN	HONDA	ACCORD CM56 / VTI-L AT	2008	1.025	304,000,000	311,600,000
2387	101167	SEDAN	HONDA	ACCORD CM56 / VTI-L AT	2007	1.025	276,000,000	282,900,000
2388	101167	SEDAN	HONDA	ACCORD CM56 / VTI-L AT	2006	1.025	267,000,000	273,675,000
2389	101167	SEDAN	HONDA	ACCORD CM56 / VTI-L MT	2008	1.025	288,000,000	295,200,000
2390	101167	SEDAN	HONDA	ACCORD CM56 / VTI-L MT	2007	1.025	262,000,000	268,550,000
2391	101167	SEDAN	HONDA	ACCORD CM56 / VTI-L MT	2006	1.025	254,000,000	260,350,000
2392	101167	SEDAN	HONDA	ACCORD CM56 / VTI MT	2008	1.025	257,000,000	263,425,000
2393	101167	SEDAN	HONDA	ACCORD CM56 / VTI MT	2007	1.025	234,000,000	239,850,000
2394	101167	SEDAN	HONDA	ACCORD CM56 / VTI MT	2006	1.025	228,000,000	233,700,000
2395	101167	SEDAN	HONDA	ACCORD CM5 AT / VTI	2005	1.025	234,000,000	239,850,000
2396	101167	SEDAN	HONDA	ACCORD CM5 AT / VTI	2004	1.025	217,000,000	222,425,000
2397	101167	SEDAN	HONDA	ACCORD CM5 AT / VTI	2003	1.025	203,000,000	208,075,000
2398	101167	SEDAN	HONDA	ACCORD CM5 AT / VTI-L	2005	1.025	260,000,000	266,500,000
2399	101167	SEDAN	HONDA	ACCORD CM5 AT / VTI-L	2004	1.025	236,000,000	241,900,000
2400	101167	SEDAN	HONDA	ACCORD CM5 AT / VTI-L	2003	1.025	223,000,000	228,575,000
2401	101167	SEDAN	HONDA	ACCORD CM5 MT / VTI	2005	1.025	221,000,000	226,525,000
2402	101167	SEDAN	HONDA	ACCORD CM5 MT / VTI	2004	1.025	204,000,000	209,100,000
2403	101167	SEDAN	HONDA	ACCORD CM5 MT / VTI	2003	1.025	193,000,000	197,825,000
2404	101167	SEDAN	HONDA	ACCORD CM5 MT / VTI-L	2005	1.025	245,000,000	251,125,000
2405	101167	SEDAN	HONDA	ACCORD CM5 MT / VTI-L	2004	1.025	229,000,000	234,725,000
2406	101167	SEDAN	HONDA	ACCORD CM5 MT / VTI-L	2003	1.025	214,000,000	219,350,000
2407	101167	SEDAN	HONDA	ACCORD CM5 / VTI A/T	2007	1.025	265,000,000	271,625,000
2408	101167	SEDAN	HONDA	ACCORD CM5 / VTI A/T	2006	1.025	254,000,000	260,350,000
2409	101167	SEDAN	HONDA	ACCORD CM5 / VTI A/T	2005	1.025	234,000,000	239,850,000
2410	101167	SEDAN	HONDA	ACCORD CM5 / VTI-L A/T	2007	1.025	292,000,000	299,300,000
2411	101167	SEDAN	HONDA	ACCORD CM5 / VTI-L A/T	2006	1.025	279,000,000	285,975,000
2412	101167	SEDAN	HONDA	ACCORD CM5 / VTI-L A/T	2005	1.025	260,000,000	266,500,000
2413	101167	SEDAN	HONDA	ACCORD CM5 / VTI-L M/T	2007	1.025	277,000,000	283,925,000
2414	101167	SEDAN	HONDA	ACCORD CM5 / VTI-L M/T	2006	1.025	265,000,000	271,625,000
2415	101167	SEDAN	HONDA	ACCORD CM5 / VTI-L M/T	2005	1.025	245,000,000	251,125,000
2416	101167	SEDAN	HONDA	ACCORD CM5 / VTI M/T	2007	1.025	250,000,000	256,250,000
2417	101167	SEDAN	HONDA	ACCORD CM5 / VTI M/T	2006	1.025	239,000,000	244,975,000
2418	101167	SEDAN	HONDA	ACCORD CM5 / VTI M/T	2005	1.025	221,000,000	226,525,000
2419	101167	SEDAN	HONDA	ACCORD CP2 2.4 VTI AT	2015	1.025	387,000,000	396,675,000
2420	101167	SEDAN	HONDA	ACCORD CP2 2.4 VTI AT	2014	1.025	369,000,000	378,225,000
2421	101167	SEDAN	HONDA	ACCORD CP2 2.4 VTI AT	2013	1.025	350,000,000	358,750,000
2422	101167	SEDAN	HONDA	ACCORD CP2 2.4 VTI AT	2012	1.025	348,000,000	356,700,000
2423	101167	SEDAN	HONDA	ACCORD CP2 2.4 VTI AT	2011	1.025	346,000,000	354,650,000
2424	101167	SEDAN	HONDA	ACCORD CP2 2.4 VTI AT	2010	1.025	339,000,000	347,475,000
2425	101167	SEDAN	HONDA	ACCORD CP2 2.4 VTI AT	2009	1.025	327,000,000	335,175,000
2426	101167	SEDAN	HONDA	ACCORD CP2 2.4 VTI AT	2008	1.025	296,000,000	303,400,000
2427	101167	SEDAN	HONDA	ACCORD CP2 2.4 VTI-L AT	2015	1.025	419,000,000	429,475,000
2428	101167	SEDAN	HONDA	ACCORD CP2 2.4 VTI-L AT	2014	1.025	399,000,000	408,975,000
2429	101167	SEDAN	HONDA	ACCORD CP2 2.4 VTI-L AT	2013	1.025	380,000,000	389,500,000
2430	101167	SEDAN	HONDA	ACCORD CP2 2.4 VTI-L AT	2012	1.025	378,000,000	387,450,000
2431	101167	SEDAN	HONDA	ACCORD CP2 2.4 VTI-L AT	2011	1.025	376,000,000	385,400,000
2432	101167	SEDAN	HONDA	ACCORD CP2 2.4 VTI-L AT	2010	1.025	368,000,000	377,200,000
2433	101167	SEDAN	HONDA	ACCORD CP2 2.4 VTI-L AT	2009	1.025	353,000,000	361,825,000
2434	101167	SEDAN	HONDA	ACCORD CP2 2.4 VTI-L AT	2008	1.025	328,000,000	336,200,000
2435	101167	SEDAN	HONDA	ACCORD CP2 2.4 VTI-L MT	2008	1.025	312,000,000	319,800,000
2436	101167	SEDAN	HONDA	ACCORD CP2 2.4 VTI MT	2012	1.025	336,000,000	344,400,000
2437	101167	SEDAN	HONDA	ACCORD CP2 2.4 VTI MT	2011	1.025	334,000,000	342,350,000
2438	101167	SEDAN	HONDA	ACCORD CP2 2.4 VTI MT	2010	1.025	328,000,000	336,200,000
2439	101167	SEDAN	HONDA	ACCORD CP2 2.4 VTI MT	2009	1.025	315,000,000	322,875,000
2440	101167	SEDAN	HONDA	ACCORD CP2 2.4 VTI MT	2008	1.025	281,000,000	288,025,000
2441	101167	SEDAN	HONDA	ACCORD CP2 3.5 V6 AT	2013	1.025	557,000,000	570,925,000
2442	101167	SEDAN	HONDA	ACCORD CP2 3.5 V6 AT	2012	1.025	556,000,000	569,900,000
2443	101167	SEDAN	HONDA	ACCORD CP2 3.5 V6 AT	2011	1.025	551,000,000	564,775,000
2444	101167	SEDAN	HONDA	ACCORD CP2 3.5 V6 AT	2010	1.025	545,000,000	558,625,000
2445	101167	SEDAN	HONDA	ACCORD CP2 3.5 V6 AT	2009	1.025	495,000,000	507,375,000
2446	101167	SEDAN	HONDA	ACCORD CP2 3.5 V6 AT	2008	1.025	427,000,000	437,675,000
2447	101167	SEDAN	HONDA	ACCORD CR2 2.4 VTI AT	2019	1.025	411,000,000	421,275,000
2448	101167	SEDAN	HONDA	ACCORD CR2 2.4 VTI AT	2018	1.025	391,000,000	400,775,000
2449	101167	SEDAN	HONDA	ACCORD CR2 2.4 VTI AT	2017	1.025	372,000,000	381,300,000
2450	101167	SEDAN	HONDA	ACCORD CR2 2.4 VTI AT	2016	1.025	354,000,000	362,850,000
2451	101167	SEDAN	HONDA	ACCORD CR2 2.4 VTI AT	2015	1.025	337,000,000	345,425,000
2452	101167	SEDAN	HONDA	ACCORD CR2 2.4 VTI AT	2014	1.025	321,000,000	329,025,000
2453	101167	SEDAN	HONDA	ACCORD CR2 2.4 VTI AT	2013	1.025	305,000,000	312,625,000

NO	KODING	JENIS	MEREK	TIPE	TH BUAT	BOBOT	NJKB	DP PKB
1	2	3	4	5	6	7	8	9
2454	101167	SEDAN	HONDA	ACCORD CR2 2.4 VTI-L AT	2019	1.025	510,000,000	522,750,000
2455	101167	SEDAN	HONDA	ACCORD CR2 2.4 VTI-L AT	2018	1.025	485,000,000	497,125,000
2456	101167	SEDAN	HONDA	ACCORD CR2 2.4 VTI-L AT	2017	1.025	461,000,000	472,525,000
2457	101167	SEDAN	HONDA	ACCORD CR2 2.4 VTI-L AT	2016	1.025	438,000,000	448,950,000
2458	101167	SEDAN	HONDA	ACCORD CR2 2.4 VTI-L AT	2015	1.025	417,000,000	427,425,000
2459	101167	SEDAN	HONDA	ACCORD CR2 2.4 VTI-L AT	2014	1.025	397,000,000	406,925,000
2460	101167	SEDAN	HONDA	ACCORD CR2 2.4 VTI-L AT	2013	1.025	378,000,000	387,450,000
2461	101167	SEDAN	HONDA	ACCORD CR2VTI AT	2015	1.025	388,000,000	397,700,000
2462	101167	SEDAN	HONDA	ACCORD CR2VTI AT	2014	1.025	369,000,000	378,225,000
2463	101167	SEDAN	HONDA	ACCORD CR2VTI AT	2013	1.025	350,000,000	358,750,000
2464	101167	SEDAN	HONDA	ACCORD CR2VTI-L AT	2015	1.025	420,000,000	430,500,000
2465	101167	SEDAN	HONDA	ACCORD CR2VTI-L AT	2014	1.025	400,000,000	410,000,000
2466	101167	SEDAN	HONDA	ACCORD CR2VTI-L AT	2013	1.025	382,000,000	391,550,000
2467	101167	SEDAN	HONDA	ACCORD NEW VTI DOHC i-VTEC 2.4 AT	2005	1.025	242,000,000	248,050,000
2468	101167	SEDAN	HONDA	ACCORD NEW VTI DOHC i-VTEC 2.4 AT	2004	1.025	216,000,000	221,400,000
2469	101167	SEDAN	HONDA	ACCORD NEW VTI DOHC i-VTEC 2.4 AT	2003	1.025	198,000,000	202,950,000
2470	101167	SEDAN	HONDA	ACCORD NEW VTI DOHC i-VTEC 2.4 MT	2005	1.025	232,000,000	237,800,000
2471	101167	SEDAN	HONDA	ACCORD NEW VTI DOHC i-VTEC 2.4 MT	2004	1.025	204,000,000	209,100,000
2472	101167	SEDAN	HONDA	ACCORD NEW VTI DOHC i-VTEC 2.4 MT	2003	1.025	190,000,000	194,750,000
2473	101167	SEDAN	HONDA	ACCORD NEW VTI-L DOHC i-VTEC 2.4 AT	2006	1.025	291,000,000	298,275,000
2474	101167	SEDAN	HONDA	ACCORD NEW VTI-L DOHC i-VTEC 2.4 AT	2005	1.025	260,000,000	266,500,000
2475	101167	SEDAN	HONDA	ACCORD NEW VTI-L DOHC i-VTEC 2.4 AT	2004	1.025	238,000,000	243,950,000
2476	101167	SEDAN	HONDA	ACCORD NEW VTI-L DOHC i-VTEC 2.4 AT	2003	1.025	214,000,000	219,350,000
2477	101167	SEDAN	HONDA	ACCORD NEW VTI-L DOHC i-VTEC 2.4 MT	2006	1.025	268,000,000	274,700,000
2478	101167	SEDAN	HONDA	ACCORD NEW VTI-L DOHC i-VTEC 2.4 MT	2005	1.025	242,000,000	248,050,000
2479	101167	SEDAN	HONDA	ACCORD NEW VTI-L DOHC i-VTEC 2.4 MT	2004	1.025	226,000,000	231,650,000
2480	101167	SEDAN	HONDA	ACCORD NEW VTI-L DOHC i-VTEC 2.4 MT	2003	1.025	193,000,000	197,825,000
2481	101167	SEDAN	HONDA	ACCORD S 86 AT / EXI	2004	1.025	204,000,000	209,100,000
2482	101167	SEDAN	HONDA	ACCORD S 86 AT / EXI	2003	1.025	169,000,000	173,225,000
2483	101167	SEDAN	HONDA	ACCORD S 86 AT / EXI	2002	1.025	144,000,000	147,600,000
2484	101167	SEDAN	HONDA	ACCORD S 86 AT / V6	2004	1.025	229,000,000	234,725,000
2485	101167	SEDAN	HONDA	ACCORD S 86 AT / V6	2003	1.025	214,000,000	219,350,000
2486	101167	SEDAN	HONDA	ACCORD S 86 AT / V6	2002	1.025	210,000,000	215,250,000
2487	101167	SEDAN	HONDA	ACCORD S 86 AT VTI-L	2003	1.025	202,000,000	207,050,000
2488	101167	SEDAN	HONDA	ACCORD S 86 AT VTI-L	2002	1.025	190,000,000	194,750,000
2489	101167	SEDAN	HONDA	ACCORD S 86 AT VTI-L	2001	1.025	177,000,000	181,425,000
2490	101167	SEDAN	HONDA	ACCORD S 86 AT VTI-L	2000	1.025	170,000,000	174,250,000
2491	101167	SEDAN	HONDA	ACCORD S 86 AT VTI-L	1999	1.025	163,000,000	167,075,000
2492	101167	SEDAN	HONDA	ACCORD S 86 MT VTI	2004	1.025	204,000,000	209,100,000
2493	101167	SEDAN	HONDA	ACCORD S 86 MT VTI	2003	1.025	177,000,000	181,425,000
2494	101167	SEDAN	HONDA	ACCORD S 86 MT VTI	2002	1.025	153,000,000	156,825,000
2495	101167	SEDAN	HONDA	ACCORD S 86 MT VTI	2001	1.025	144,000,000	147,600,000
2496	101167	SEDAN	HONDA	ACCORD S 86 MT VTI	2000	1.025	140,000,000	143,500,000
2497	101167	SEDAN	HONDA	ACCORD S 86 MT VTI	1999	1.025	133,000,000	136,325,000
2498	101167	SEDAN	HONDA	ACCORD S 86 MT VTI-L	2004	1.025	243,000,000	249,075,000
2499	101167	SEDAN	HONDA	ACCORD S 86 MT VTI-L	2003	1.025	198,000,000	202,950,000
2500	101167	SEDAN	HONDA	ACCORD S 86 MT VTI-L	2002	1.025	185,000,000	189,625,000
2501	101167	SEDAN	HONDA	ACCORD S 86 MT VTI-L	2001	1.025	174,000,000	178,350,000
2502	101167	SEDAN	HONDA	ACCORD S 86 MT VTI-L	2000	1.025	168,000,000	172,200,000
2503	101167	SEDAN	HONDA	ACCORD S 86 MT VTI-L	1999	1.025	162,000,000	166,050,000
2504	101167	SEDAN	HONDA	ACCORD SV 4 AT 2200cc	1999	1.025	113,000,000	115,825,000
2505	101167	SEDAN	HONDA	ACCORD SV 4 AT 2200cc	1998	1.025	97,000,000	99,425,000
2506	101167	SEDAN	HONDA	ACCORD SV 4 AT 2200cc	1997	1.025	89,000,000	91,225,000
2507	101167	SEDAN	HONDA	ACCORD SV 4 AT 2200cc	1996	1.025	81,000,000	83,025,000
2508	101167	SEDAN	HONDA	ACCORD SV 4 AT 2200cc	1995	1.025	76,000,000	77,900,000
2509	101167	SEDAN	HONDA	ACCORD SV 4 AT 2200cc	1994	1.025	72,000,000	73,800,000
2510	101167	SEDAN	HONDA	ACCORD SV 4 GM MT 2200cc	1999	1.025	108,000,000	110,700,000
2511	101167	SEDAN	HONDA	ACCORD SV 4 GM MT 2200cc	1998	1.025	92,000,000	94,300,000
2512	101167	SEDAN	HONDA	ACCORD SV 4 GM MT 2200cc	1997	1.025	85,000,000	87,125,000
2513	101167	SEDAN	HONDA	ACCORD SV 4 GM MT 2200cc	1996	1.025	78,000,000	79,950,000
2514	101167	SEDAN	HONDA	ACCORD SV 4 GM MT 2200cc	1995	1.025	72,000,000	73,800,000
2515	101167	SEDAN	HONDA	ACCORD SV 4 GM MT 2200cc	1994	1.025	69,000,000	70,725,000
2516	101167	SEDAN	HONDA	ACCORD SV 4 GM MT 2200cc	1993	1.025	66,000,000	67,650,000
2517	101167	SEDAN	HONDA	ACCORD VTI-L AT V6 3000cc - CBU	2004	1.025	310,000,000	317,750,000
2518	101167	SEDAN	HONDA	ACCORD VTI-L AT V6 3000cc - CBU	2003	1.025	276,000,000	282,900,000
2519	101167	SEDAN	HONDA	ACCORD VTI-L AT V6 3000cc - CBU	2002	1.025	255,000,000	261,375,000
2520	101167	SEDAN	HONDA	ACCORD VTI-L AT V6 3000cc - CBU	2001	1.025	230,000,000	235,750,000
2521	101167	SEDAN	HONDA	ACCORD VTI-L AT V6 3000cc - CBU	2000	1.025	221,000,000	226,525,000
2522	101167	SEDAN	HONDA	ALL NEW CITY 1.5 IDSI AT	2005	1.025	135,000,000	138,375,000
2523	101167	SEDAN	HONDA	ALL NEW CITY 1.5 IDSI MT	2005	1.025	126,000,000	129,150,000
2524	101167	SEDAN	HONDA	ALL NEW CITY 1.5 VTEC AT	2005	1.025	145,000,000	148,625,000
2525	101167	SEDAN	HONDA	ALL NEW CITY 1.5 VTEC MT	2005	1.025	135,000,000	138,375,000
2526	101167	SEDAN	HONDA	BRISCA	1980	1.025	10,500,000	10,762,500
2527	101167	SEDAN	HONDA	CITY GD8 1.5 IDSI AT	2005	1.025	126,000,000	129,150,000
2528	101167	SEDAN	HONDA	CITY GD8 1.5 IDSI AT	2004	1.025	120,000,000	123,000,000
2529	101167	SEDAN	HONDA	CITY GD8 1.5 IDSI AT	2003	1.025	111,000,000	113,775,000
2530	101167	SEDAN	HONDA	CITY GD8 1.5 IDSI AT (S)	2009	1.025	155,000,000	158,875,000
2531	101167	SEDAN	HONDA	CITY GD8 1.5 IDSI AT (S)	2008	1.025	148,000,000	151,700,000
2532	101167	SEDAN	HONDA	CITY GD8 1.5 IDSI AT (S)	2007	1.025	137,000,000	140,425,000
2533	101167	SEDAN	HONDA	CITY GD8 1.5 IDSI AT (S)	2006	1.025	135,000,000	138,375,000
2534	101167	SEDAN	HONDA	CITY GD8 1.5 IDSI AT (S)	2005	1.025	126,000,000	129,150,000
2535	101167	SEDAN	HONDA	CITY GD8 1.5 IDSI MT	2005	1.025	121,000,000	124,025,000
2536	101167	SEDAN	HONDA	CITY GD8 1.5 IDSI MT	2004	1.025	112,000,000	114,800,000
2537	101167	SEDAN	HONDA	CITY GD8 1.5 IDSI MT	2003	1.025	103,000,000	105,575,000
2538	101167	SEDAN	HONDA	CITY GD8 1.5 IDSI MT (S)	2009	1.025	147,000,000	150,675,000
2539	101167	SEDAN	HONDA	CITY GD8 1.5 IDSI MT (S)	2008	1.025	140,000,000	143,500,000
2540	101167	SEDAN	HONDA	CITY GD8 1.5 IDSI MT (S)	2007	1.025	131,000,000	134,275,000
2541	101167	SEDAN	HONDA	CITY GD8 1.5 IDSI MT (S)	2006	1.025	128,000,000	131,200,000

NO	KODING	JENIS	MERЕК	TIPE	TH BUAT	BOBOT	NJKB	DP PKB
1	2	3	4	5	6	7	8	9
2542	101167	SEDAN	HONDA	CITY GD8 1.5 IDSI MT (S)	2005	1.025	121,000,000	124,025,000
2543	101167	SEDAN	HONDA	CITY GD8 1.5 IDSI MT (S)	2004	1.025	120,000,000	123,000,000
2544	101167	SEDAN	HONDA	CITY GD8 1.5 VTi AT	2009	1.025	159,000,000	162,975,000
2545	101167	SEDAN	HONDA	CITY GD8 1.5 VTi AT	2008	1.025	151,000,000	154,775,000
2546	101167	SEDAN	HONDA	CITY GD8 1.5 VTi AT	2007	1.025	144,000,000	147,600,000
2547	101167	SEDAN	HONDA	CITY GD8 1.5 VTi AT	2006	1.025	140,000,000	143,500,000
2548	101167	SEDAN	HONDA	CITY GD8 1.5 VTi AT	2005	1.025	131,000,000	134,275,000
2549	101167	SEDAN	HONDA	CITY GD8 1.5 VTi AT	2004	1.025	124,000,000	127,100,000
2550	101167	SEDAN	HONDA	CITY GD8 1.5 VTi MT	2009	1.025	151,000,000	154,775,000
2551	101167	SEDAN	HONDA	CITY GD8 1.5 VTi MT	2008	1.025	144,000,000	147,600,000
2552	101167	SEDAN	HONDA	CITY GD8 1.5 VTi MT	2007	1.025	136,000,000	139,400,000
2553	101167	SEDAN	HONDA	CITY GD8 1.5 VTi MT	2006	1.025	133,000,000	136,325,000
2554	101167	SEDAN	HONDA	CITY GD8 1.5 VTi MT	2005	1.025	124,000,000	127,100,000
2555	101167	SEDAN	HONDA	CITY GD8 1.5 VTi MT	2004	1.025	116,000,000	118,900,000
2556	101167	SEDAN	HONDA	CITY GM2 1.5 E A/T	2015	1.025	242,000,000	248,050,000
2557	101167	SEDAN	HONDA	CITY GM2 1.5 E A/T	2014	1.025	230,000,000	235,750,000
2558	101167	SEDAN	HONDA	CITY GM2 1.5 E A/T	2013	1.025	223,000,000	228,575,000
2559	101167	SEDAN	HONDA	CITY GM2 1.5 E A/T	2012	1.025	222,000,000	227,550,000
2560	101167	SEDAN	HONDA	CITY GM2 1.5 E A/T	2011	1.025	221,000,000	226,525,000
2561	101167	SEDAN	HONDA	CITY GM2 1.5 E A/T	2010	1.025	216,000,000	221,400,000
2562	101167	SEDAN	HONDA	CITY GM2 1.5 E A/T	2009	1.025	202,000,000	207,050,000
2563	101167	SEDAN	HONDA	CITY GM2 1.5 E A/T	2008	1.025	170,000,000	174,250,000
2564	101167	SEDAN	HONDA	CITY GM2 1.5 E AT NCAP	2015	1.025	246,000,000	252,150,000
2565	101167	SEDAN	HONDA	CITY GM2 1.5 E AT NCAP	2014	1.025	234,000,000	239,850,000
2566	101167	SEDAN	HONDA	CITY GM2 1.5 E AT NCAP	2013	1.025	221,000,000	226,525,000
2567	101167	SEDAN	HONDA	CITY GM2 1.5 E M/T	2015	1.025	230,000,000	235,750,000
2568	101167	SEDAN	HONDA	CITY GM2 1.5 E M/T	2014	1.025	219,000,000	224,475,000
2569	101167	SEDAN	HONDA	CITY GM2 1.5 E M/T	2013	1.025	213,000,000	218,325,000
2570	101167	SEDAN	HONDA	CITY GM2 1.5 E M/T	2012	1.025	212,000,000	217,300,000
2571	101167	SEDAN	HONDA	CITY GM2 1.5 E M/T	2011	1.025	211,000,000	216,275,000
2572	101167	SEDAN	HONDA	CITY GM2 1.5 E M/T	2010	1.025	207,000,000	212,175,000
2573	101167	SEDAN	HONDA	CITY GM2 1.5 M/T	2009	1.025	194,000,000	198,850,000
2574	101167	SEDAN	HONDA	CITY GM2 1.5 E M/T	2008	1.025	164,000,000	168,100,000
2575	101167	SEDAN	HONDA	CITY GM2 1.5 S A/T	2015	1.025	235,000,000	240,875,000
2576	101167	SEDAN	HONDA	CITY GM2 1.5 S A/T	2014	1.025	224,000,000	229,600,000
2577	101167	SEDAN	HONDA	CITY GM2 1.5 S A/T	2013	1.025	218,000,000	223,450,000
2578	101167	SEDAN	HONDA	CITY GM2 1.5 S A/T	2012	1.025	217,000,000	222,425,000
2579	101167	SEDAN	HONDA	CITY GM2 1.5 S A/T	2011	1.025	215,000,000	220,375,000
2580	101167	SEDAN	HONDA	CITY GM2 1.5 S A/T	2010	1.025	211,000,000	216,275,000
2581	101167	SEDAN	HONDA	CITY GM2 1.5 S A/T	2009	1.025	198,000,000	202,950,000
2582	101167	SEDAN	HONDA	CITY GM2 1.5 S A/T	2008	1.025	167,000,000	171,175,000
2583	101167	SEDAN	HONDA	CITY GM2 1.5 S M/T	2015	1.025	223,000,000	228,575,000
2584	101167	SEDAN	HONDA	CITY GM2 1.5 S M/T	2014	1.025	212,000,000	217,300,000
2585	101167	SEDAN	HONDA	CITY GM2 1.5 S M/T	2013	1.025	206,000,000	211,150,000
2586	101167	SEDAN	HONDA	CITY GM2 1.5 S M/T	2012	1.025	205,000,000	210,125,000
2587	101167	SEDAN	HONDA	CITY GM2 1.5 S M/T	2011	1.025	204,000,000	209,100,000
2588	101167	SEDAN	HONDA	CITY GM2 1.5 S M/T	2010	1.025	200,000,000	205,000,000
2589	101167	SEDAN	HONDA	CITY GM2 1.5 S M/T	2009	1.025	188,000,000	192,700,000
2590	101167	SEDAN	HONDA	CITY GM2 1.5 S M/T	2008	1.025	160,000,000	164,000,000
2591	101167	SEDAN	HONDA	CITY GM6 1.5 E CVT	2019	1.025	257,000,000	263,425,000
2592	101167	SEDAN	HONDA	CITY GM6 1.5 E CVT	2018	1.025	245,000,000	251,125,000
2593	101167	SEDAN	HONDA	CITY GM6 1.5 E CVT	2017	1.025	233,000,000	238,825,000
2594	101167	SEDAN	HONDA	CITY GM6 1.5 E CVT	2016	1.025	222,000,000	227,550,000
2595	101167	SEDAN	HONDA	CITY GM6 1.5 E CVT	2015	1.025	211,000,000	216,275,000
2596	101167	SEDAN	HONDA	CITY GM6 1.5 E CVT	2014	1.025	201,000,000	206,025,000
2597	101167	SEDAN	HONDA	CITY GM6 1.5 E MT	2019	1.025	250,000,000	256,250,000
2598	101167	SEDAN	HONDA	CITY GM6 1.5 E MT	2018	1.025	238,000,000	243,950,000
2599	101167	SEDAN	HONDA	CITY GM6 1.5 E MT	2017	1.025	227,000,000	232,675,000
2600	101167	SEDAN	HONDA	CITY GM6 1.5 E MT	2016	1.025	216,000,000	221,400,000
2601	101167	SEDAN	HONDA	CITY GM6 1.5 E MT	2015	1.025	206,000,000	211,150,000
2602	101167	SEDAN	HONDA	CITY GM6 1.5 E MT	2014	1.025	196,000,000	200,900,000
2603	101167	SEDAN	HONDA	CITY GM6 1.5 RS CVT	2019	1.025	264,000,000	270,600,000
2604	101167	SEDAN	HONDA	CITY GM6 1.5 RS CVT	2018	1.025	251,000,000	257,275,000
2605	101167	SEDAN	HONDA	CITY GM6 1.5 RS CVT	2017	1.025	239,000,000	244,975,000
2606	101167	SEDAN	HONDA	CITY GM6 1.5 RS CVT	2016	1.025	228,000,000	233,700,000
2607	101167	SEDAN	HONDA	CITY GM6 1.5 RS CVT	2015	1.025	217,000,000	222,425,000
2608	101167	SEDAN	HONDA	CITY GM6 1.5 RS CVT	2014	1.025	207,000,000	212,175,000
2609	101167	SEDAN	HONDA	CITY GM6 1.5 S CVT	2019	1.025	235,000,000	240,875,000
2610	101167	SEDAN	HONDA	CITY GM6 1.5 S CVT	2018	1.025	224,000,000	229,600,000
2611	101167	SEDAN	HONDA	CITY GM6 1.5 S CVT	2017	1.025	213,000,000	218,325,000
2612	101167	SEDAN	HONDA	CITY GM6 1.5 S CVT	2016	1.025	203,000,000	208,075,000
2613	101167	SEDAN	HONDA	CITY GM6 1.5 S CVT	2015	1.025	193,000,000	197,825,000
2614	101167	SEDAN	HONDA	CITY GM6 1.5 S CVT	2014	1.025	184,000,000	188,600,000
2615	101167	SEDAN	HONDA	CITY GM6 1.5 S MT	2019	1.025	227,000,000	232,675,000
2616	101167	SEDAN	HONDA	CITY GM6 1.5 S MT	2018	1.025	216,000,000	221,400,000
2617	101167	SEDAN	HONDA	CITY GM6 1.5 S MT	2017	1.025	206,000,000	211,150,000
2618	101167	SEDAN	HONDA	CITY GM6 1.5 S MT	2016	1.025	196,000,000	200,900,000
2619	101167	SEDAN	HONDA	CITY GM6 1.5 S MT	2015	1.025	187,000,000	191,675,000
2620	101167	SEDAN	HONDA	CITY GM6 1.5 S MT	2014	1.025	178,000,000	182,450,000
2621	101167	SEDAN	HONDA	CITY SX-8 AT	2003	1.025	116,000,000	118,900,000
2622	101167	SEDAN	HONDA	CITY SX-8 AT	2002	1.025	109,000,000	111,725,000
2623	101167	SEDAN	HONDA	CITY SX-8 AT	2001	1.025	104,000,000	106,600,000
2624	101167	SEDAN	HONDA	CITY SX-8 AT	2000	1.025	100,000,000	102,500,000
2625	101167	SEDAN	HONDA	CITY SX-8 AT	1999	1.025	90,000,000	92,250,000
2626	101167	SEDAN	HONDA	CITY SX-8 AT	1998	1.025	79,000,000	80,975,000
2627	101167	SEDAN	HONDA	CITY SX-8 AT	1997	1.025	69,000,000	70,725,000
2628	101167	SEDAN	HONDA	CITY SX-8 AT	1996	1.025	64,000,000	65,600,000
2629	101167	SEDAN	HONDA	CITY SX-8 EXi	2004	1.025	112,000,000	114,800,000

NO	KODING	JENIS	MEREK	TIPE	TH BUAT	BOBOT	NJKB	DP PKB
1	2	3	4	5	6	7	8	9
2630	101167	SEDAN	HONDA	CITY SX-8 EXi	2003	1.025	102,000,000	104,550,000
2631	101167	SEDAN	HONDA	CITY SX-8 EXi	2002	1.025	98,000,000	100,450,000
2632	101167	SEDAN	HONDA	CITY SX-8 EXi	2001	1.025	93,000,000	95,325,000
2633	101167	SEDAN	HONDA	CITY SX-8 EXi	2000	1.025	90,000,000	92,250,000
2634	101167	SEDAN	HONDA	CITY SX-8 GM MT	2003	1.025	109,000,000	111,725,000
2635	101167	SEDAN	HONDA	CITY SX-8 GM MT	2002	1.025	104,000,000	106,600,000
2636	101167	SEDAN	HONDA	CITY SX-8 GM MT	2001	1.025	99,000,000	101,475,000
2637	101167	SEDAN	HONDA	CITY SX-8 GM MT	2000	1.025	95,000,000	97,375,000
2638	101167	SEDAN	HONDA	CITY SX-8 GM MT	1999	1.025	88,000,000	90,200,000
2639	101167	SEDAN	HONDA	CITY SX-8 GM MT	1998	1.025	80,000,000	82,000,000
2640	101167	SEDAN	HONDA	CITY SX-8 GM MT	1997	1.025	70,000,000	71,750,000
2641	101167	SEDAN	HONDA	CITY SX-8 GM MT	1996	1.025	62,000,000	63,550,000
2642	101167	SEDAN	HONDA	CITY SX-8 PERSONA	2004	1.025	112,000,000	114,800,000
2643	101167	SEDAN	HONDA	CITY SX-8 PERSONA	2003	1.025	102,000,000	104,550,000
2644	101167	SEDAN	HONDA	CITY SX-8 PERSONA	2002	1.025	98,000,000	100,450,000
2645	101167	SEDAN	HONDA	CITY SX-8 PERSONA	2001	1.025	93,000,000	95,325,000
2646	101167	SEDAN	HONDA	CITY SX-8 PERSONA	2000	1.025	90,000,000	92,250,000
2647	101167	SEDAN	HONDA	CIVIC 1500cc	1980	1.025	11,000,000	11,275,000
2648	101167	SEDAN	HONDA	CIVIC 1500cc AUTOMATIC	1980	1.025	11,000,000	11,275,000
2649	101167	SEDAN	HONDA	CIVIC 1500cc MT	1980	1.025	11,000,000	11,275,000
2650	101167	SEDAN	HONDA	CIVIC 1.7 L AT	2004	1.025	175,000,000	179,375,000
2651	101167	SEDAN	HONDA	CIVIC 1.7 L HATCHBACK AT (CBU)	2003	1.025	194,000,000	198,850,000
2652	101167	SEDAN	HONDA	CIVIC 1.7 L HATCHBACK AT (CBU)	2002	1.025	189,000,000	193,725,000
2653	101167	SEDAN	HONDA	CIVIC 1.7 L HATCHBACK AT (CBU)	2001	1.025	180,000,000	184,500,000
2654	101167	SEDAN	HONDA	CIVIC 1.7 L HATCHBACK AT (CBU)	2000	1.025	174,000,000	178,350,000
2655	101167	SEDAN	HONDA	CIVIC 1.8 A/T	2007	1.025	190,000,000	194,750,000
2656	101167	SEDAN	HONDA	CIVIC 2.0 MANUAL TYPE R	2008	1.025	251,000,000	257,275,000
2657	101167	SEDAN	HONDA	CIVIC 2.0 MANUAL TYPE R	2007	1.025	226,000,000	231,650,000
2658	101167	SEDAN	HONDA	CIVIC 2.0 MANUAL TYPE R	2006	1.025	216,000,000	221,400,000
2659	101167	SEDAN	HONDA	CIVIC ESTILO / SR 3 1600cc	1997	1.025	90,000,000	92,250,000
2660	101167	SEDAN	HONDA	CIVIC ESTILO / SR 3 1600cc	1996	1.025	85,000,000	87,125,000
2661	101167	SEDAN	HONDA	CIVIC ESTILO / SR 3 1600cc	1995	1.025	81,000,000	83,025,000
2662	101167	SEDAN	HONDA	CIVIC ESTILO / SR 3 1600cc	1994	1.025	75,000,000	76,875,000
2663	101167	SEDAN	HONDA	CIVIC ESTILO / SR 3 1600cc	1993	1.025	70,000,000	71,750,000
2664	101167	SEDAN	HONDA	CIVIC ESTILO / SR 3 1600cc	1992	1.025	64,000,000	65,600,000
2665	101167	SEDAN	HONDA	CIVIC FB2 1.8 AT	2016	1.025	308,000,000	315,700,000
2666	101167	SEDAN	HONDA	CIVIC FB2 1.8 AT	2015	1.025	305,000,000	312,625,000
2667	101167	SEDAN	HONDA	CIVIC FB2 1.8 AT	2014	1.025	292,000,000	299,300,000
2668	101167	SEDAN	HONDA	CIVIC FB2 1.8 AT	2013	1.025	281,000,000	288,025,000
2669	101167	SEDAN	HONDA	CIVIC FB2 1.8 AT	2012	1.025	276,000,000	282,900,000
2670	101167	SEDAN	HONDA	CIVIC FB2 1.8 MT	2016	1.025	298,000,000	305,450,000
2671	101167	SEDAN	HONDA	CIVIC FB2 1.8 MT	2015	1.025	295,000,000	302,375,000
2672	101167	SEDAN	HONDA	CIVIC FB2 1.8 MT	2014	1.025	283,000,000	290,075,000
2673	101167	SEDAN	HONDA	CIVIC FB2 1.8 MT	2013	1.025	271,000,000	277,775,000
2674	101167	SEDAN	HONDA	CIVIC FB2 1.8 MT	2012	1.025	266,000,000	272,650,000
2675	101167	SEDAN	HONDA	CIVIC FB3 2.0 AT	2016	1.025	361,000,000	370,025,000
2676	101167	SEDAN	HONDA	CIVIC FB3 2.0 AT	2015	1.025	353,000,000	361,825,000
2677	101167	SEDAN	HONDA	CIVIC FB3 2.0 AT	2014	1.025	332,000,000	340,300,000
2678	101167	SEDAN	HONDA	CIVIC FB3 2.0 AT	2013	1.025	319,000,000	326,975,000
2679	101167	SEDAN	HONDA	CIVIC FB3 2.0 AT	2012	1.025	317,000,000	324,925,000
2680	101167	SEDAN	HONDA	CIVIC FD1 1.8 AT	2012	1.025	276,000,000	282,900,000
2681	101167	SEDAN	HONDA	CIVIC FD1 1.8 AT	2011	1.025	275,000,000	281,875,000
2682	101167	SEDAN	HONDA	CIVIC FD1 1.8 AT	2010	1.025	269,000,000	275,725,000
2683	101167	SEDAN	HONDA	CIVIC FD1 1.8 AT	2009	1.025	243,000,000	249,075,000
2684	101167	SEDAN	HONDA	CIVIC FD1 1.8 AT	2008	1.025	214,000,000	219,350,000
2685	101167	SEDAN	HONDA	CIVIC FD1 1.8 AT	2007	1.025	190,000,000	194,750,000
2686	101167	SEDAN	HONDA	CIVIC FD1 1.8 AT	2006	1.025	183,000,000	187,575,000
2687	101167	SEDAN	HONDA	CIVIC FD1 1.8 AT (CBU)	2012	1.025	276,000,000	282,900,000
2688	101167	SEDAN	HONDA	CIVIC FD1 1.8 AT (CBU)	2011	1.025	275,000,000	281,875,000
2689	101167	SEDAN	HONDA	CIVIC FD1 1.8 AT (CBU)	2010	1.025	269,000,000	275,725,000
2690	101167	SEDAN	HONDA	CIVIC FD1 1.8 AT (CBU)	2009	1.025	243,000,000	249,075,000
2691	101167	SEDAN	HONDA	CIVIC FD1 1.8 AT (CBU)	2008	1.025	214,000,000	219,350,000
2692	101167	SEDAN	HONDA	CIVIC FD1 1.8 AT (CBU)	2007	1.025	190,000,000	194,750,000
2693	101167	SEDAN	HONDA	CIVIC FD1 1.8 AT (CBU)	2006	1.025	183,000,000	187,575,000
2694	101167	SEDAN	HONDA	CIVIC FD1 1.8 MT	2012	1.025	266,000,000	272,650,000
2695	101167	SEDAN	HONDA	CIVIC FD1 1.8 MT	2011	1.025	265,000,000	271,625,000
2696	101167	SEDAN	HONDA	CIVIC FD1 1.8 MT	2010	1.025	259,000,000	265,475,000
2697	101167	SEDAN	HONDA	CIVIC FD1 1.8 MT	2009	1.025	235,000,000	240,875,000
2698	101167	SEDAN	HONDA	CIVIC FD1 1.8 MT	2008	1.025	207,000,000	212,175,000
2699	101167	SEDAN	HONDA	CIVIC FD1 1.8 MT	2007	1.025	182,000,000	186,550,000
2700	101167	SEDAN	HONDA	CIVIC FD1 1.8 MT	2006	1.025	175,000,000	179,375,000
2701	101167	SEDAN	HONDA	CIVIC FD1 1.8 MT (CBU)	2012	1.025	266,000,000	272,650,000
2702	101167	SEDAN	HONDA	CIVIC FD1 1.8 MT (CBU)	2011	1.025	265,000,000	271,625,000
2703	101167	SEDAN	HONDA	CIVIC FD1 1.8 MT (CBU)	2010	1.025	259,000,000	265,475,000
2704	101167	SEDAN	HONDA	CIVIC FD1 1.8 MT (CBU)	2009	1.025	235,000,000	240,875,000
2705	101167	SEDAN	HONDA	CIVIC FD1 1.8 MT (CBU)	2008	1.025	207,000,000	212,175,000
2706	101167	SEDAN	HONDA	CIVIC FD1 1.8 MT (CBU)	2007	1.025	182,000,000	186,550,000
2707	101167	SEDAN	HONDA	CIVIC FD1 1.8 MT (CBU)	2006	1.025	175,000,000	179,375,000
2708	101167	SEDAN	HONDA	CIVIC FD2 2.0 AT	2012	1.025	329,000,000	337,225,000
2709	101167	SEDAN	HONDA	CIVIC FD2 2.0 AT	2011	1.025	313,000,000	320,825,000
2710	101167	SEDAN	HONDA	CIVIC FD2 2.0 AT	2010	1.025	306,000,000	313,650,000
2711	101167	SEDAN	HONDA	CIVIC FD2 2.0 AT	2009	1.025	280,000,000	287,000,000
2712	101167	SEDAN	HONDA	CIVIC FD2 2.0 AT	2008	1.025	250,000,000	256,250,000
2713	101167	SEDAN	HONDA	CIVIC FD2 2.0 AT	2007	1.025	232,000,000	237,800,000
2714	101167	SEDAN	HONDA	CIVIC FD2 2.0 AT	2006	1.025	224,000,000	229,600,000
2715	101167	SEDAN	HONDA	CIVIC FD2 2.0 AT (CBU)	2012	1.025	314,000,000	321,850,000
2716	101167	SEDAN	HONDA	CIVIC FD2 2.0 AT (CBU)	2011	1.025	313,000,000	320,825,000
2717	101167	SEDAN	HONDA	CIVIC FD2 2.0 AT (CBU)	2010	1.025	306,000,000	313,650,000

NO	KODING	JENIS	MEREK	TIPE	TH BUAT	BOBOT	NJKB	DP PKB
1	2	3	4	5	6	7	8	9
2718	101167	SEDAN	HONDA	CIVIC FD2 2.0 AT (CBU)	2009	1.025	263,000,000	269,575,000
2719	101167	SEDAN	HONDA	CIVIC FD2 2.0 AT (CBU)	2008	1.025	250,000,000	256,250,000
2720	101167	SEDAN	HONDA	CIVIC FD2 2.0 AT (CBU)	2007	1.025	232,000,000	237,800,000
2721	101167	SEDAN	HONDA	CIVIC FD2 2.0 AT (CBU)	2006	1.025	224,000,000	229,600,000
2722	101167	SEDAN	HONDA	CIVIC FD3 1.3 AT IMA	2011	1.025	373,000,000	382,325,000
2723	101167	SEDAN	HONDA	CIVIC FD3 1.3 AT IMA	2010	1.025	366,000,000	375,150,000
2724	101167	SEDAN	HONDA	CIVIC FD3 1.3 AT IMA	2009	1.025	359,000,000	367,975,000
2725	101167	SEDAN	HONDA	CIVIC FD3 1.3 AT IMA	2008	1.025	352,000,000	360,800,000
2726	101167	SEDAN	HONDA	CIVIC FD3 1.3 AT IMA	2007	1.025	345,000,000	353,625,000
2727	101167	SEDAN	HONDA	CIVIC GENIO SR 4 AT 1600cc	1996	1.025	79,000,000	80,975,000
2728	101167	SEDAN	HONDA	CIVIC GENIO SR 4 AT 1600cc	1995	1.025	72,000,000	73,800,000
2729	101167	SEDAN	HONDA	CIVIC GENIO SR 4 AT 1600cc	1994	1.025	66,000,000	67,650,000
2730	101167	SEDAN	HONDA	CIVIC GENIO SR 4 AT 1600cc	1993	1.025	62,000,000	63,550,000
2731	101167	SEDAN	HONDA	CIVIC GENIO SR 4 AT 1600cc	1992	1.025	54,000,000	55,350,000
2732	101167	SEDAN	HONDA	CIVIC GENIO SR 4 GM 1600cc	1996	1.025	79,000,000	80,975,000
2733	101167	SEDAN	HONDA	CIVIC GENIO SR 4 GM 1600cc	1995	1.025	72,000,000	73,800,000
2734	101167	SEDAN	HONDA	CIVIC GENIO SR 4 GM 1600cc	1994	1.025	66,000,000	67,650,000
2735	101167	SEDAN	HONDA	CIVIC GENIO SR 4 GM 1600cc	1993	1.025	62,000,000	63,550,000
2736	101167	SEDAN	HONDA	CIVIC GENIO SR 4 GM 1600cc	1992	1.025	54,000,000	55,350,000
2737	101167	SEDAN	HONDA	CIVIC NOUVA SR 3 / 1500cc AT 3 PINTU	1991	1.025	48,000,000	49,200,000
2738	101167	SEDAN	HONDA	CIVIC NOUVA SR 3 / 1500cc AT 3 PINTU	1990	1.025	42,000,000	43,050,000
2739	101167	SEDAN	HONDA	CIVIC NOUVA SR 3 / 1500cc AT 3 PINTU	1989	1.025	41,000,000	42,025,000
2740	101167	SEDAN	HONDA	CIVIC NOUVA SR 3 / 1500cc AT 3 PINTU	1988	1.025	37,000,000	37,925,000
2741	101167	SEDAN	HONDA	CIVIC NOUVA SR 3 / 1500cc MT 3 PINTU	1991	1.025	48,000,000	49,200,000
2742	101167	SEDAN	HONDA	CIVIC NOUVA SR 3 / 1500cc MT 3 PINTU	1990	1.025	42,000,000	43,050,000
2743	101167	SEDAN	HONDA	CIVIC NOUVA SR 3 / 1500cc MT 3 PINTU	1989	1.025	41,000,000	42,025,000
2744	101167	SEDAN	HONDA	CIVIC NOUVA SR 3 / 1500cc MT 3 PINTU	1988	1.025	37,000,000	37,925,000
2745	101167	SEDAN	HONDA	CIVIC S04-GM	1996	1.025	76,000,000	77,900,000
2746	101167	SEDAN	HONDA	CIVIC S5A AT / VTi	2005	1.025	172,000,000	176,300,000
2747	101167	SEDAN	HONDA	CIVIC S5A AT / VTi	2004	1.025	148,000,000	151,700,000
2748	101167	SEDAN	HONDA	CIVIC S5A AT / VTi	2003	1.025	143,000,000	146,575,000
2749	101167	SEDAN	HONDA	CIVIC S5A AT / VTi	2002	1.025	139,000,000	142,475,000
2750	101167	SEDAN	HONDA	CIVIC S5A AT / VTi	2001	1.025	137,000,000	140,425,000
2751	101167	SEDAN	HONDA	CIVIC S5A MT / VTi	2006	1.025	156,000,000	159,900,000
2752	101167	SEDAN	HONDA	CIVIC S5A MT / VTi	2005	1.025	149,000,000	152,725,000
2753	101167	SEDAN	HONDA	CIVIC S5A MT / VTi	2004	1.025	142,000,000	145,550,000
2754	101167	SEDAN	HONDA	CIVIC S5A MT / VTi	2003	1.025	135,000,000	138,375,000
2755	101167	SEDAN	HONDA	CIVIC S5A MT / VTi	2002	1.025	132,000,000	135,300,000
2756	101167	SEDAN	HONDA	CIVIC S5A MT / VTi	2001	1.025	129,000,000	132,225,000
2757	101167	SEDAN	HONDA	CIVIC S5A MT / VTi - S	2004	1.025	156,000,000	159,900,000
2758	101167	SEDAN	HONDA	CIVIC S5A MT / VTi - S	2003	1.025	152,000,000	155,800,000
2759	101167	SEDAN	HONDA	CIVIC S5A MT / VTi - S	2002	1.025	147,000,000	150,675,000
2760	101167	SEDAN	HONDA	CIVIC S5A MT / VTi - S	2001	1.025	142,000,000	145,550,000
2761	101167	SEDAN	HONDA	CIVIC WONDER SB4	1988	1.025	31,000,000	31,775,000
2762	101167	SEDAN	HONDA	CIVIC WONDER SB4	1987	1.025	28,000,000	28,700,000
2763	101167	SEDAN	HONDA	CIVIC WONDER SB4	1986	1.025	26,000,000	26,650,000
2764	101167	SEDAN	HONDA	CIVIC WONDER SB4	1985	1.025	25,000,000	25,625,000
2765	101167	SEDAN	HONDA	CIVIC WONDER SB4	1984	1.025	24,000,000	24,600,000
2766	101167	SEDAN	HONDA	CIVIC WONDER SH 3 1342cc 3 PINTU	1989	1.025	32,000,000	32,800,000
2767	101167	SEDAN	HONDA	CIVIC WONDER SH 3 1342cc 3 PINTU	1988	1.025	30,000,000	30,750,000
2768	101167	SEDAN	HONDA	CIVIC WONDER SH 3 1342cc 3 PINTU	1987	1.025	27,000,000	27,675,000
2769	101167	SEDAN	HONDA	CIVIC WONDER SH 3 1342cc 3 PINTU	1986	1.025	26,000,000	26,650,000
2770	101167	SEDAN	HONDA	CIVIC WONDER SH 3 1342cc 3 PINTU	1985	1.025	24,000,000	24,600,000
2771	101167	SEDAN	HONDA	CIVIC WONDER SH 3 1342cc 3 PINTU	1984	1.025	23,000,000	23,575,000
2772	101167	SEDAN	HONDA	CIVIC WONDER SH 4 GM 1500cc 4 PINTU	1996	1.025	102,000,000	104,550,000
2773	101167	SEDAN	HONDA	CIVIC WONDER SH 4 GM 1500cc 4 PINTU	1995	1.025	97,000,000	99,425,000
2774	101167	SEDAN	HONDA	CIVIC WONDER SH 4 GM 1500cc 4 PINTU	1994	1.025	88,000,000	90,200,000
2775	101167	SEDAN	HONDA	CIVIC WONDER SH 4 GM 1500cc 4 PINTU	1993	1.025	84,000,000	86,100,000
2776	101167	SEDAN	HONDA	CIVIC WONDER SH 4 GM 1500cc 4 PINTU	1992	1.025	77,000,000	78,925,000
2777	101167	SEDAN	HONDA	CIVIC WONDER SH 4 GM 1500cc 4 PINTU	1991	1.025	63,000,000	64,575,000
2778	101167	SEDAN	HONDA	CIVIC WONDER SH 4 GM 1500cc 4 PINTU	1990	1.025	54,000,000	55,350,000
2779	101167	SEDAN	HONDA	CIVIC WONDER SH 4 GM 1500cc 4 PINTU	1989	1.025	40,000,000	41,000,000
2780	101167	SEDAN	HONDA	CIVIC WONDER SH 4 GM 1500cc 4 PINTU	1988	1.025	31,000,000	31,775,000
2781	101167	SEDAN	HONDA	CIVIC WONDER SH 4 GM 1500cc 4 PINTU	1987	1.025	28,000,000	28,700,000
2782	101167	SEDAN	HONDA	CIVIC WONDER SH 4 GM 1500cc 4 PINTU	1986	1.025	26,000,000	26,650,000
2783	101167	SEDAN	HONDA	CIVIC WONDER SH 4 GM 1500cc 4 PINTU	1985	1.025	25,000,000	25,625,000
2784	101167	SEDAN	HONDA	CIVIC WONDER SH 4 GM 1500cc 4 PINTU	1984	1.025	24,000,000	24,600,000
2785	101167	SEDAN	HONDA	CIVIC WONDER SR3 1.6	1993	1.025	40,000,000	41,000,000
2786	101167	SEDAN	HONDA	CIVIC WONDER SR3 1.6	1992	1.025	38,000,000	38,950,000
2787	101167	SEDAN	HONDA	COUPE	1992	1.025	55,000,000	56,375,000
2788	101167	SEDAN	HONDA	CRX 1.6	1988	1.025	42,000,000	43,050,000
2789	101167	SEDAN	HONDA	GEN S04 AT 1590cc	1997	1.025	95,000,000	97,375,000
2790	101167	SEDAN	HONDA	GRAND CIVIC 1500cc 4 PINTU / SH 4 AT	1992	1.025	48,000,000	49,200,000
2791	101167	SEDAN	HONDA	GRAND CIVIC 1500cc 4 PINTU / SH 4 AT	1991	1.025	45,000,000	46,125,000
2792	101167	SEDAN	HONDA	GRAND CIVIC 1500cc 4 PINTU / SH 4 AT	1990	1.025	41,000,000	42,025,000
2793	101167	SEDAN	HONDA	GRAND CIVIC 1500cc 4 PINTU / SH 4 AT	1989	1.025	39,000,000	39,975,000
2794	101167	SEDAN	HONDA	GRAND CIVIC 1500cc 4 PINTU / SH 4 AT	1988	1.025	37,000,000	37,925,000
2795	101167	SEDAN	HONDA	GRAND CIVIC / LX	1991	1.025	42,000,000	43,050,000
2796	101167	SEDAN	HONDA	GRAND CIVIC / LX	1990	1.025	38,000,000	38,950,000
2797	101167	SEDAN	HONDA	GRAND CIVIC / LX	1989	1.025	36,000,000	36,900,000
2798	101167	SEDAN	HONDA	GRAND CIVIC / LX	1988	1.025	34,000,000	34,850,000
2799	101167	SEDAN	HONDA	GRAND CIVIC SH 3 GM 4 PINTU	1990	1.025	33,000,000	33,825,000
2800	101167	SEDAN	HONDA	GRAND CIVIC SH 3 GM 4 PINTU	1989	1.025	32,000,000	32,800,000
2801	101167	SEDAN	HONDA	GRAND CIVIC SH 4 GM 4 PINTU	1992	1.025	48,000,000	49,200,000
2802	101167	SEDAN	HONDA	GRAND CIVIC SH 4 GM 4 PINTU	1991	1.025	45,000,000	46,125,000
2803	101167	SEDAN	HONDA	GRAND CIVIC SH 4 GM 4 PINTU	1990	1.025	41,000,000	42,025,000
2804	101167	SEDAN	HONDA	GRAND CIVIC SH 4 GM 4 PINTU	1989	1.025	39,000,000	39,975,000
2805	101167	SEDAN	HONDA	GRAND CIVIC SH 4 GM 4 PINTU	1988	1.025	37,000,000	37,925,000

NO	KODING	JENIS	MEREK	TIPE	TH BUAT	BOBOT	NJKB	DP PKB
1	2	3	4	5	6	7	8	9
2806	101167	SEDAN	HONDA	HONDA CIVIC 1.5 TC CVT 1500	2019	1.025	385,000,000	394,625,000
2807	101167	SEDAN	HONDA	HONDA CIVIC 1.5 TC CVT 1500	2018	1.025	366,000,000	375,150,000
2808	101167	SEDAN	HONDA	HONDA CIVIC 1.5 TC CVT 1500	2017	1.025	348,000,000	356,700,000
2809	101167	SEDAN	HONDA	HONDA CIVIC 1.5 TC CVT 1500	2016	1.025	331,000,000	339,275,000
2810	101167	SEDAN	HONDA	HONDA CIVIC 1.5 TC CVT 1500	2015	1.025	315,000,000	322,875,000
2811	101167	SEDAN	HONDA	HONDA CIVIC 1.5 TC CVT ES 1500	2019	1.025	383,000,000	392,575,000
2812	101167	SEDAN	HONDA	HONDA CIVIC 1.5 TC CVT ES 1500	2018	1.025	364,000,000	373,100,000
2813	101167	SEDAN	HONDA	HONDA CIVIC 1.5 TC CVT ES 1500	2017	1.025	346,000,000	354,650,000
2814	101167	SEDAN	HONDA	HONDA CIVIC 1.5 TC CVT ES 1500	2016	1.025	329,000,000	337,225,000
2815	101167	SEDAN	HONDA	HONDA CIVIC 1.5 TC CVT ES 1500	2015	1.025	313,000,000	320,825,000
2816	101167	SEDAN	HONDA	INTEGRA 1.998 MT	2005	1.025	293,000,000	300,325,000
2817	101167	SEDAN	HONDA	INTEGRA 1.998 MT	2004	1.025	251,000,000	257,275,000
2818	101167	SEDAN	HONDA	INTEGRA 1.998 MT	2003	1.025	172,000,000	176,300,000
2819	101167	SEDAN	HONDA	INTEGRA 1.998 MT	2002	1.025	163,000,000	167,075,000
2820	101167	SEDAN	HONDA	LEGEND 3.5 AT	2005	1.025	680,000,000	697,000,000
2821	101167	SEDAN	HONDA	LEGEND 3.5 L - CBU	2003	1.025	533,000,000	546,325,000
2822	101167	SEDAN	HONDA	LEGEND 3.5 L - CBU	2002	1.025	524,000,000	537,100,000
2823	101167	SEDAN	HONDA	LEGEND 3.5 L - CBU	2001	1.025	516,000,000	528,900,000
2824	101167	SEDAN	HONDA	LEGEND 3.5 L - CBU	2000	1.025	488,000,000	500,200,000
2825	101167	SEDAN	HONDA	LIFE H 130	1980	1.025	7,500,000	7,687,500
2826	101167	SEDAN	HONDA	LOGO 1343cc	2000	1.025	102,000,000	104,550,000
2827	101167	SEDAN	HONDA	N 1300	1980	1.025	11,000,000	11,275,000
2828	101167	SEDAN	HONDA	N 360 LIFE 2 PINTU	1980	1.025	8,000,000	8,200,000
2829	101167	SEDAN	HONDA	N 360 LIFE 4 PINTU	1980	1.025	8,000,000	8,200,000
2830	101167	SEDAN	HONDA	N 600	1980	1.025	10,000,000	10,250,000
2831	101167	SEDAN	HONDA	NEW CITY IDSI 1.5 AT	2005	1.025	131,000,000	134,275,000
2832	101167	SEDAN	HONDA	NEW CITY IDSI 1.5 MT	2005	1.025	126,000,000	129,150,000
2833	101167	SEDAN	HONDA	NEW CITY VTEC 1.5 AT	2005	1.025	145,000,000	148,625,000
2834	101167	SEDAN	HONDA	NEW CITY VTEC 1.5 MT	2005	1.025	135,000,000	138,375,000
2835	101167	SEDAN	HONDA	NEW CIVIC 1300CC AT (CIVIC EXELLENT AT)	1980	1.025	19,000,000	19,475,000
2836	101167	SEDAN	HONDA	NEW CIVIC 1300cc MT (CIVIC EXELLENT MT)	1980	1.025	19,000,000	19,475,000
2837	101167	SEDAN	HONDA	NEW CIVIC 1300cc MT (WONDER)	1988	1.025	30,000,000	30,750,000
2838	101167	SEDAN	HONDA	NEW CIVIC 1300cc MT (WONDER)	1987	1.025	28,000,000	28,700,000
2839	101167	SEDAN	HONDA	NEW CIVIC 1300cc MT (WONDER)	1986	1.025	26,000,000	26,650,000
2840	101167	SEDAN	HONDA	NEW CIVIC 1300cc MT (WONDER)	1985	1.025	24,000,000	24,600,000
2841	101167	SEDAN	HONDA	NEW CIVIC 1300cc MT (WONDER)	1984	1.025	23,000,000	23,575,000
2842	101167	SEDAN	HONDA	NEW CIVIC 1300cc MT (WONDER)	1983	1.025	22,000,000	22,550,000
2843	101167	SEDAN	HONDA	NEW CIVIC 1300cc MT (WONDER)	1982	1.025	21,000,000	21,525,000
2844	101167	SEDAN	HONDA	NEW CIVIC 1300cc MT (WONDER)	1981	1.025	20,000,000	20,500,000
2845	101167	SEDAN	HONDA	NEW CIVIC AT	1983	1.025	22,000,000	22,550,000
2846	101167	SEDAN	HONDA	NEW CIVIC AT	1982	1.025	21,000,000	21,525,000
2847	101167	SEDAN	HONDA	NEW CIVIC AT	1981	1.025	20,000,000	20,500,000
2848	101167	SEDAN	HONDA	NEW CIVIC VTI-S VTEC 1.7 AT	2006	1.025	182,000,000	186,550,000
2849	101167	SEDAN	HONDA	NEW CIVIC VTI-S VTEC 1.7 AT	2005	1.025	177,000,000	181,425,000
2850	101167	SEDAN	HONDA	NEW CIVIC VTI-S VTEC 1.7 AT	2004	1.025	164,000,000	168,100,000
2851	101167	SEDAN	HONDA	NEW CIVIC VTI-S VTEC 1.7 MT	2006	1.025	174,000,000	178,350,000
2852	101167	SEDAN	HONDA	NEW CIVIC VTI-S VTEC 1.7 MT	2005	1.025	169,000,000	173,225,000
2853	101167	SEDAN	HONDA	NEW CIVIC VTI-S VTEC 1.7 MT	2004	1.025	156,000,000	159,900,000
2854	101167	SEDAN	HONDA	NEW CIVIC VTI VTEC 1.7 AT	2006	1.025	169,000,000	173,225,000
2855	101167	SEDAN	HONDA	NEW CIVIC VTI VTEC 1.7 AT	2005	1.025	161,000,000	165,025,000
2856	101167	SEDAN	HONDA	NEW CIVIC VTI VTEC 1.7 AT	2004	1.025	148,000,000	151,700,000
2857	101167	SEDAN	HONDA	NEW CIVIC VTI VTEC 1.7 MT	2006	1.025	163,000,000	167,075,000
2858	101167	SEDAN	HONDA	NEW CIVIC VTI VTEC 1.7 MT	2005	1.025	152,000,000	155,800,000
2859	101167	SEDAN	HONDA	NEW CIVIC VTI VTEC 1.7 MT	2004	1.025	141,000,000	144,525,000
2860	101167	SEDAN	HONDA	NSX 3.2L	2005	1.025	403,000,000	413,075,000
2861	101167	SEDAN	HONDA	PRELUDE	1988	1.025	31,000,000	31,775,000
2862	101167	SEDAN	HONDA	PRELUDE	1987	1.025	28,000,000	28,700,000
2863	101167	SEDAN	HONDA	PRELUDE	1986	1.025	26,000,000	26,650,000
2864	101167	SEDAN	HONDA	PRELUDE	1985	1.025	24,000,000	24,600,000
2865	101167	SEDAN	HONDA	PRELUDE	1984	1.025	23,000,000	23,575,000
2866	101167	SEDAN	HONDA	PRELUDE	1983	1.025	22,000,000	22,550,000
2867	101167	SEDAN	HONDA	PRELUDE	1982	1.025	21,000,000	21,525,000
2868	101167	SEDAN	HONDA	PRELUDE	1981	1.025	19,000,000	19,475,000
2869	101167	SEDAN	HONDA	PRELUDE	1980	1.025	16,500,000	16,912,500
2870	101167	SEDAN	HONDA	PRELUDE 2157cc	2003	1.025	322,000,000	330,050,000
2871	101167	SEDAN	HONDA	PRELUDE 2157cc	2002	1.025	258,000,000	264,450,000
2872	101167	SEDAN	HONDA	PRELUDE 2157cc	2001	1.025	229,000,000	234,725,000
2873	101167	SEDAN	HONDA	PRELUDE 2157cc	2000	1.025	215,000,000	220,375,000
2874	101167	SEDAN	HONDA	PRELUDE 2157cc	1999	1.025	200,000,000	205,000,000
2875	101167	SEDAN	HONDA	PRELUDE 2157cc	1998	1.025	182,000,000	186,550,000
2876	101167	SEDAN	HONDA	PRELUDE 2157cc	1997	1.025	150,000,000	153,750,000
2877	101167	SEDAN	HONDA	PRELUDE 2157cc	1996	1.025	143,000,000	146,575,000
2878	101167	SEDAN	HONDA	PRELUDE 2157cc	1995	1.025	134,000,000	137,350,000
2879	101167	SEDAN	HONDA	PRELUDE 2157cc	1994	1.025	126,000,000	129,150,000
2880	101167	SEDAN	HONDA	PRELUDE 2157cc	1993	1.025	118,000,000	120,950,000
2881	101167	SEDAN	HONDA	PRELUDE 2157cc	1992	1.025	110,000,000	112,750,000
2882	101167	SEDAN	HONDA	PRELUDE 2157cc	1991	1.025	101,000,000	103,525,000
2883	101167	SEDAN	HONDA	PRELUDE 2.2 A, 2159cc	2000	1.025	190,000,000	194,750,000
2884	101167	SEDAN	HONDA	S04-AT 1590cc FERIO-AT	2001	1.025	128,000,000	131,200,000
2885	101167	SEDAN	HONDA	S04-AT 1590cc FERIO-AT	2000	1.025	122,000,000	125,050,000
2886	101167	SEDAN	HONDA	S04-AT 1590cc FERIO-AT	1999	1.025	112,000,000	114,800,000
2887	101167	SEDAN	HONDA	S04-AT 1590cc FERIO-AT	1998	1.025	103,000,000	105,575,000
2888	101167	SEDAN	HONDA	S04-AT 1590cc FERIO-AT	1997	1.025	91,000,000	93,275,000
2889	101167	SEDAN	HONDA	S04-AT 1590cc FERIO-AT	1996	1.025	86,000,000	88,150,000
2890	101167	SEDAN	HONDA	S04-GM 1590cc FERIO-MT	2001	1.025	124,000,000	127,100,000
2891	101167	SEDAN	HONDA	S04-GM 1590cc FERIO-MT	2000	1.025	118,000,000	120,950,000
2892	101167	SEDAN	HONDA	S04-GM 1590cc FERIO-MT	1999	1.025	108,000,000	110,700,000
2893	101167	SEDAN	HONDA	S04-GM 1590cc FERIO-MT	1998	1.025	96,000,000	98,400,000

NO	KODING	JENIS	MEREK	TIPE	TH BUAT	BOBOT	NJKB	DP PKB
1	2	3	4	5	6	7	8	9
2894	101167	SEDAN	HONDA	S04-GM 1590cc FERIO-MT	1997	1.025	86,000,000	88,150,000
2895	101167	SEDAN	HONDA	S04-GM 1590cc FERIO-MT	1996	1.025	83,000,000	85,075,000
2896	101167	SEDAN	HONDA	S2000 - CBU	2003	1.025	438,000,000	448,950,000
2897	101167	SEDAN	HONDA	S2000 - CBU	2002	1.025	426,000,000	436,650,000
2898	101167	SEDAN	HONDA	S2000 - CBU	2001	1.025	416,000,000	426,400,000
2899	101167	SEDAN	HONDA	S2000 - CBU	2000	1.025	393,000,000	402,825,000
2900	101172	SEDAN	HUMBER	HUMBER	1980	1.025	8,000,000	8,200,000
2901	101177	SEDAN	HYUNDAI	ACCENT AT	2005	1.025	79,000,000	80,975,000
2902	101177	SEDAN	HYUNDAI	ACCENT AT	2004	1.025	75,000,000	76,875,000
2903	101177	SEDAN	HYUNDAI	ACCENT AT	2003	1.025	67,000,000	68,675,000
2904	101177	SEDAN	HYUNDAI	ACCENT AT	2002	1.025	63,000,000	64,575,000
2905	101177	SEDAN	HYUNDAI	ACCENT AT	2001	1.025	54,000,000	55,350,000
2906	101177	SEDAN	HYUNDAI	ACCENT AT	2000	1.025	50,000,000	51,250,000
2907	101177	SEDAN	HYUNDAI	ACCENT AT	1999	1.025	45,000,000	46,125,000
2908	101177	SEDAN	HYUNDAI	ACCENT G AT	2006	1.025	70,000,000	71,750,000
2909	101177	SEDAN	HYUNDAI	ACCENT G AT	2005	1.025	68,000,000	69,700,000
2910	101177	SEDAN	HYUNDAI	ACCENT G AT	2004	1.025	65,000,000	66,625,000
2911	101177	SEDAN	HYUNDAI	ACCENT G AT	2003	1.025	60,000,000	61,500,000
2912	101177	SEDAN	HYUNDAI	ACCENT G AT	2002	1.025	57,000,000	58,425,000
2913	101177	SEDAN	HYUNDAI	ACCENT GL AT	2005	1.025	73,000,000	74,825,000
2914	101177	SEDAN	HYUNDAI	ACCENT GL AT	2004	1.025	69,000,000	70,725,000
2915	101177	SEDAN	HYUNDAI	ACCENT GL AT	2003	1.025	63,000,000	64,575,000
2916	101177	SEDAN	HYUNDAI	ACCENT GL AT	2002	1.025	60,000,000	61,500,000
2917	101177	SEDAN	HYUNDAI	ACCENT GL MT	2005	1.025	68,000,000	69,700,000
2918	101177	SEDAN	HYUNDAI	ACCENT GL MT	2004	1.025	65,000,000	66,625,000
2919	101177	SEDAN	HYUNDAI	ACCENT GL MT	2003	1.025	60,000,000	61,500,000
2920	101177	SEDAN	HYUNDAI	ACCENT GL MT	2002	1.025	57,000,000	58,425,000
2921	101177	SEDAN	HYUNDAI	ACCENT GLS AT	2005	1.025	81,000,000	83,025,000
2922	101177	SEDAN	HYUNDAI	ACCENT GLS MT	2005	1.025	75,000,000	76,875,000
2923	101177	SEDAN	HYUNDAI	ACCENT G MT	2006	1.025	63,000,000	64,575,000
2924	101177	SEDAN	HYUNDAI	ACCENT G MT	2005	1.025	60,000,000	61,500,000
2925	101177	SEDAN	HYUNDAI	ACCENT G MT	2004	1.025	58,000,000	59,450,000
2926	101177	SEDAN	HYUNDAI	ACCENT G MT	2003	1.025	52,000,000	53,300,000
2927	101177	SEDAN	HYUNDAI	ACCENT G MT	2002	1.025	49,000,000	50,225,000
2928	101177	SEDAN	HYUNDAI	ACCENT MT	2005	1.025	74,000,000	75,850,000
2929	101177	SEDAN	HYUNDAI	ACCENT MT	2004	1.025	67,000,000	68,675,000
2930	101177	SEDAN	HYUNDAI	ACCENT MT	2003	1.025	57,000,000	58,425,000
2931	101177	SEDAN	HYUNDAI	ACCENT MT	2002	1.025	53,000,000	54,325,000
2932	101177	SEDAN	HYUNDAI	ACCENT MT	2001	1.025	49,000,000	50,225,000
2933	101177	SEDAN	HYUNDAI	ACCENT MT	2000	1.025	43,000,000	44,075,000
2934	101177	SEDAN	HYUNDAI	ACCENT MT	1999	1.025	39,000,000	39,975,000
2935	101177	SEDAN	HYUNDAI	ACCENT VERNA 1.5 GI MT	2004	1.025	59,000,000	60,475,000
2936	101177	SEDAN	HYUNDAI	ACCENT VERNA 1.5 SPORTY MT	2004	1.025	67,000,000	68,675,000
2937	101177	SEDAN	HYUNDAI	AZERA 3.3 AT	2010	1.025	557,000,000	570,925,000
2938	101177	SEDAN	HYUNDAI	AZERA 3.3 AT	2009	1.025	529,000,000	542,225,000
2939	101177	SEDAN	HYUNDAI	AZERA 3.3 AT	2008	1.025	501,000,000	513,525,000
2940	101177	SEDAN	HYUNDAI	AZERA 3.3 AT	2007	1.025	415,000,000	425,375,000
2941	101177	SEDAN	HYUNDAI	COUPE 2.7 AT	2012	1.025	379,000,000	388,475,000
2942	101177	SEDAN	HYUNDAI	COUPE 2.7 AT	2011	1.025	372,000,000	381,300,000
2943	101177	SEDAN	HYUNDAI	COUPE 2.7 AT	2010	1.025	365,000,000	374,125,000
2944	101177	SEDAN	HYUNDAI	COUPE 2.7 AT	2009	1.025	334,000,000	342,350,000
2945	101177	SEDAN	HYUNDAI	COUPE 2.7 AT	2008	1.025	303,000,000	310,575,000
2946	101177	SEDAN	HYUNDAI	COUPE 2.7 AT	2007	1.025	217,000,000	222,425,000
2947	101177	SEDAN	HYUNDAI	COUPE AT	2005	1.025	197,000,000	201,925,000
2948	101177	SEDAN	HYUNDAI	COUPE AT	2004	1.025	181,000,000	185,525,000
2949	101177	SEDAN	HYUNDAI	COUPE AT	2003	1.025	165,000,000	169,125,000
2950	101177	SEDAN	HYUNDAI	COUPE AT	2002	1.025	151,000,000	154,775,000
2951	101177	SEDAN	HYUNDAI	COUPE AT	2001	1.025	143,000,000	146,575,000
2952	101177	SEDAN	HYUNDAI	COUPE AT	2000	1.025	137,000,000	140,425,000
2953	101177	SEDAN	HYUNDAI	DYNASTY	1996	1.025	44,000,000	45,100,000
2954	101177	SEDAN	HYUNDAI	EF SONATA 2.5 AT	2005	1.025	193,000,000	197,825,000
2955	101177	SEDAN	HYUNDAI	EF SONATA 2.5 AT	2004	1.025	175,000,000	179,375,000
2956	101177	SEDAN	HYUNDAI	ELANTRA 1.6 MT	2019	1.025	254,000,000	260,350,000
2957	101177	SEDAN	HYUNDAI	ELANTRA 1.6 MT	2018	1.025	242,000,000	248,050,000
2958	101177	SEDAN	HYUNDAI	ELANTRA 1.6 MT	2017	1.025	230,000,000	235,750,000
2959	101177	SEDAN	HYUNDAI	ELANTRA 1.6 MT	2016	1.025	219,000,000	224,475,000
2960	101177	SEDAN	HYUNDAI	ELANTRA 1.6 MT	2015	1.025	209,000,000	214,225,000
2961	101177	SEDAN	HYUNDAI	ELANTRA 1.6 MT	2014	1.025	199,000,000	203,975,000
2962	101177	SEDAN	HYUNDAI	ELANTRA 1.6 MT	2013	1.025	190,000,000	194,750,000
2963	101177	SEDAN	HYUNDAI	ELANTRA 1.6 MT	2012	1.025	181,000,000	185,525,000
2964	101177	SEDAN	HYUNDAI	ELANTRA AT	2005	1.025	102,000,000	104,550,000
2965	101177	SEDAN	HYUNDAI	ELANTRA AT	2004	1.025	88,000,000	90,200,000
2966	101177	SEDAN	HYUNDAI	ELANTRA AT	2003	1.025	76,000,000	77,900,000
2967	101177	SEDAN	HYUNDAI	ELANTRA AT	2002	1.025	72,000,000	73,800,000
2968	101177	SEDAN	HYUNDAI	ELANTRA AT	2001	1.025	66,000,000	67,650,000
2969	101177	SEDAN	HYUNDAI	ELANTRA AT	2000	1.025	60,000,000	61,500,000
2970	101177	SEDAN	HYUNDAI	ELANTRA AT	1999	1.025	42,000,000	43,050,000
2971	101177	SEDAN	HYUNDAI	ELANTRA AT	1998	1.025	40,000,000	41,000,000
2972	101177	SEDAN	HYUNDAI	ELANTRA AT	1997	1.025	38,000,000	38,950,000
2973	101177	SEDAN	HYUNDAI	ELANTRA AT	1996	1.025	33,000,000	33,825,000
2974	101177	SEDAN	HYUNDAI	ELANTRA AT	1995	1.025	32,000,000	32,800,000
2975	101177	SEDAN	HYUNDAI	ELANTRA GL AT	2005	1.025	104,000,000	106,600,000
2976	101177	SEDAN	HYUNDAI	ELANTRA GL AT	2004	1.025	89,000,000	91,225,000
2977	101177	SEDAN	HYUNDAI	ELANTRA GL AT	2003	1.025	80,000,000	82,000,000
2978	101177	SEDAN	HYUNDAI	ELANTRA GL AT	2002	1.025	69,000,000	70,725,000
2979	101177	SEDAN	HYUNDAI	ELANTRA GL MT	2005	1.025	93,000,000	95,325,000
2980	101177	SEDAN	HYUNDAI	ELANTRA GL MT	2004	1.025	85,000,000	87,125,000
2981	101177	SEDAN	HYUNDAI	ELANTRA GL MT	2003	1.025	76,000,000	77,900,000

NO	KODING	JENIS	MEREK	TIPE	TH BUAT	BOBOT	NJKB	DP PKB
1	2	3	4	5	6	7	8	9
2982	101177	SEDAN	HYUNDAI	ELANTRA GL MT	2002	1.025	66,000,000	67,650,000
2983	101177	SEDAN	HYUNDAI	ELANTRA MT	2005	1.025	93,000,000	95,325,000
2984	101177	SEDAN	HYUNDAI	ELANTRA MT	2004	1.025	85,000,000	87,125,000
2985	101177	SEDAN	HYUNDAI	ELANTRA MT	2003	1.025	76,000,000	77,900,000
2986	101177	SEDAN	HYUNDAI	ELANTRA MT	2002	1.025	65,000,000	66,625,000
2987	101177	SEDAN	HYUNDAI	ELANTRA MT	2001	1.025	63,000,000	64,575,000
2988	101177	SEDAN	HYUNDAI	ELANTRA MT	2000	1.025	52,000,000	53,300,000
2989	101177	SEDAN	HYUNDAI	ELANTRA MT	1999	1.025	42,000,000	43,050,000
2990	101177	SEDAN	HYUNDAI	ELANTRA MT	1998	1.025	39,000,000	39,975,000
2991	101177	SEDAN	HYUNDAI	ELANTRA MT	1997	1.025	36,000,000	36,900,000
2992	101177	SEDAN	HYUNDAI	ELANTRA MT	1996	1.025	33,000,000	33,825,000
2993	101177	SEDAN	HYUNDAI	ELANTRA MT	1995	1.025	32,000,000	32,800,000
2994	101177	SEDAN	HYUNDAI	EXCEL	2009	1.025	79,000,000	80,975,000
2995	101177	SEDAN	HYUNDAI	EXCEL	2008	1.025	72,000,000	73,800,000
2996	101177	SEDAN	HYUNDAI	EXCEL	2007	1.025	69,000,000	70,725,000
2997	101177	SEDAN	HYUNDAI	EXCEL	2006	1.025	63,000,000	64,575,000
2998	101177	SEDAN	HYUNDAI	EXCEL	2005	1.025	57,000,000	58,425,000
2999	101177	SEDAN	HYUNDAI	EXCEL II	2009	1.025	80,000,000	82,000,000
3000	101177	SEDAN	HYUNDAI	EXCEL II	2008	1.025	73,000,000	74,825,000
3001	101177	SEDAN	HYUNDAI	EXCEL II	2007	1.025	70,000,000	71,750,000
3002	101177	SEDAN	HYUNDAI	EXCEL II	2006	1.025	64,000,000	65,600,000
3003	101177	SEDAN	HYUNDAI	EXCEL II	2005	1.025	58,000,000	59,450,000
3004	101177	SEDAN	HYUNDAI	EXCEL III 1.4 M/T	2019	1.025	140,000,000	143,500,000
3005	101177	SEDAN	HYUNDAI	EXCEL III 1.4 M/T	2018	1.025	133,000,000	136,325,000
3006	101177	SEDAN	HYUNDAI	EXCEL III 1.4 M/T	2017	1.025	127,000,000	130,175,000
3007	101177	SEDAN	HYUNDAI	EXCEL III 1.4 M/T	2016	1.025	121,000,000	124,025,000
3008	101177	SEDAN	HYUNDAI	EXCEL III 1.4 M/T	2015	1.025	115,000,000	117,875,000
3009	101177	SEDAN	HYUNDAI	EXCEL III 1.4 M/T	2014	1.025	110,000,000	112,750,000
3010	101177	SEDAN	HYUNDAI	EXCEL III 1.4 M/T	2013	1.025	105,000,000	107,625,000
3011	101177	SEDAN	HYUNDAI	EXCEL III 1.4 M/T	2012	1.025	100,000,000	102,500,000
3012	101177	SEDAN	HYUNDAI	EXCEL III 1.4 M/T NE	2019	1.025	124,000,000	127,100,000
3013	101177	SEDAN	HYUNDAI	EXCEL III 1.4 M/T NE	2018	1.025	118,000,000	120,950,000
3014	101177	SEDAN	HYUNDAI	EXCEL III 1.4 M/T NE	2017	1.025	113,000,000	115,825,000
3015	101177	SEDAN	HYUNDAI	EXCEL III 1.4 M/T NE	2016	1.025	108,000,000	110,700,000
3016	101177	SEDAN	HYUNDAI	EXCEL III 1.4 M/T NE	2015	1.025	103,000,000	105,575,000
3017	101177	SEDAN	HYUNDAI	EXCEL III 1.4 M/T NE	2014	1.025	98,000,000	100,450,000
3018	101177	SEDAN	HYUNDAI	EXCEL III 1.4 M/T NE	2013	1.025	94,000,000	96,350,000
3019	101177	SEDAN	HYUNDAI	EXCEL III 1.4 MT (TAXI)	2015	1.025	113,000,000	115,825,000
3020	101177	SEDAN	HYUNDAI	EXCEL III 1.4 MT (TAXI) NE	2015	1.025	101,000,000	103,525,000
3021	101177	SEDAN	HYUNDAI	EXCEL MT (KHUSUS TAXI)	2005	1.025	61,000,000	62,525,000
3022	101177	SEDAN	HYUNDAI	EXCEL MT (KHUSUS TAXI)	2004	1.025	56,000,000	57,400,000
3023	101177	SEDAN	HYUNDAI	EXCEL MT (KHUSUS TAXI)	2003	1.025	49,000,000	50,225,000
3024	101177	SEDAN	HYUNDAI	EXCEL MT (KHUSUS TAXI)	2002	1.025	45,000,000	46,125,000
3025	101177	SEDAN	HYUNDAI	EXCEL MT (KHUSUS TAXI)	2001	1.025	41,000,000	42,025,000
3026	101177	SEDAN	HYUNDAI	EXCEL X3 MANUAL	2006	1.025	64,000,000	65,600,000
3027	101177	SEDAN	HYUNDAI	GENESIS 3.8 AT	2018	1.025	858,000,000	879,450,000
3028	101177	SEDAN	HYUNDAI	GENESIS G 80 A/T	2019	1.025	849,000,000	870,225,000
3029	101177	SEDAN	HYUNDAI	GRANDEUR XG AT	2006	1.025	261,000,000	267,525,000
3030	101177	SEDAN	HYUNDAI	GRANDEUR XG AT	2005	1.025	259,000,000	265,475,000
3031	101177	SEDAN	HYUNDAI	GRANDEUR XG AT	2004	1.025	165,000,000	169,125,000
3032	101177	SEDAN	HYUNDAI	GRANDEUR XG AT	2003	1.025	155,000,000	158,875,000
3033	101177	SEDAN	HYUNDAI	GRANDEUR XG AT	2002	1.025	148,000,000	151,700,000
3034	101177	SEDAN	HYUNDAI	GRANDEUR XG AT	2001	1.025	141,000,000	144,525,000
3035	101177	SEDAN	HYUNDAI	GRANDEUR XG AT	2000	1.025	123,000,000	126,075,000
3036	101177	SEDAN	HYUNDAI	NEW ACCENT 1.5 GLS AT	2009	1.025	116,000,000	118,900,000
3037	101177	SEDAN	HYUNDAI	NEW ACCENT 1.5 GLS AT	2008	1.025	105,000,000	107,625,000
3038	101177	SEDAN	HYUNDAI	NEW ACCENT 1.5 GLS AT	2007	1.025	100,000,000	102,500,000
3039	101177	SEDAN	HYUNDAI	NEW ACCENT 1.5 GLS AT	2006	1.025	95,000,000	97,375,000
3040	101177	SEDAN	HYUNDAI	NEW ACCENT 1.5 GLS AT	2005	1.025	88,000,000	90,200,000
3041	101177	SEDAN	HYUNDAI	NEW ACCENT 1.5 GLS AT	2004	1.025	75,000,000	76,875,000
3042	101177	SEDAN	HYUNDAI	NEW ACCENT 1.5 GLS MT	2009	1.025	107,000,000	109,675,000
3043	101177	SEDAN	HYUNDAI	NEW ACCENT 1.5 GLS MT	2008	1.025	97,000,000	99,425,000
3044	101177	SEDAN	HYUNDAI	NEW ACCENT 1.5 GLS MT	2007	1.025	90,000,000	92,250,000
3045	101177	SEDAN	HYUNDAI	NEW ACCENT 1.5 GLS MT	2006	1.025	85,000,000	87,125,000
3046	101177	SEDAN	HYUNDAI	NEW ACCENT 1.5 GLS MT	2005	1.025	81,000,000	83,025,000
3047	101177	SEDAN	HYUNDAI	NEW ACCENT 1.5 GLS MT	2004	1.025	72,000,000	73,800,000
3048	101177	SEDAN	HYUNDAI	PONY	1982	1.025	24,000,000	24,600,000
3049	101177	SEDAN	HYUNDAI	PONY	1981	1.025	22,000,000	22,550,000
3050	101177	SEDAN	HYUNDAI	PONY	1980	1.025	17,500,000	17,937,500
3051	101177	SEDAN	HYUNDAI	SONATA 2.0 A/T	2019	1.025	393,000,000	402,825,000
3052	101177	SEDAN	HYUNDAI	SONATA 2.0 A/T	2018	1.025	374,000,000	383,350,000
3053	101177	SEDAN	HYUNDAI	SONATA 2.0 A/T	2017	1.025	356,000,000	364,900,000
3054	101177	SEDAN	HYUNDAI	SONATA 2.0 A/T	2016	1.025	339,000,000	347,475,000
3055	101177	SEDAN	HYUNDAI	SONATA 2.0 A/T	2015	1.025	323,000,000	331,075,000
3056	101177	SEDAN	HYUNDAI	SONATA 2.0 A/T	2014	1.025	307,000,000	314,675,000
3057	101177	SEDAN	HYUNDAI	SONATA 2.0 A/T	2013	1.025	292,000,000	299,300,000
3058	101177	SEDAN	HYUNDAI	SONATA 2.0 A/T	2012	1.025	278,000,000	284,950,000
3059	101177	SEDAN	HYUNDAI	SONATA 2.0 A/T	2011	1.025	265,000,000	271,625,000
3060	101177	SEDAN	HYUNDAI	SONATA 2.400 CC	2005	1.025	163,000,000	167,075,000
3061	101177	SEDAN	HYUNDAI	SONATA 2.4 A/T	2019	1.025	437,000,000	447,925,000
3062	101177	SEDAN	HYUNDAI	SONATA 2.4 A/T	2018	1.025	416,000,000	426,400,000
3063	101177	SEDAN	HYUNDAI	SONATA 2.4 A/T	2017	1.025	396,000,000	405,900,000
3064	101177	SEDAN	HYUNDAI	SONATA 2.4 A/T	2016	1.025	377,000,000	386,425,000
3065	101177	SEDAN	HYUNDAI	SONATA 2.4 A/T	2015	1.025	359,000,000	367,975,000
3066	101177	SEDAN	HYUNDAI	SONATA 2.4 A/T	2014	1.025	342,000,000	350,550,000
3067	101177	SEDAN	HYUNDAI	SONATA 2.4 A/T	2013	1.025	325,000,000	333,125,000
3068	101177	SEDAN	HYUNDAI	SONATA 2.4 A/T	2012	1.025	309,000,000	316,725,000
3069	101177	SEDAN	HYUNDAI	SONATA 2.4 A/T	2011	1.025	294,000,000	301,350,000

NO	KODING	JENIS	MEREK	TIPE	TH BUAT	BOBOT	NJKB	DP PKB
1	2	3	4	5	6	7	8	9
3070	101177	SEDAN	HYUNDAI	SONATA 2.4 MT (TAXI)	2019	1.025	169,000,000	173,225,000
3071	101177	SEDAN	HYUNDAI	SONATA 2.4 MT (TAXI)	2018	1.025	161,000,000	165,025,000
3072	101177	SEDAN	HYUNDAI	SONATA 2.4 MT (TAXI)	2017	1.025	153,000,000	156,825,000
3073	101177	SEDAN	HYUNDAI	SONATA 2.4 MT (TAXI)	2016	1.025	146,000,000	149,650,000
3074	101177	SEDAN	HYUNDAI	SONATA 2.4 MT (TAXI)	2015	1.025	139,000,000	142,475,000
3075	101177	SEDAN	HYUNDAI	SONATA 2.4 MT (TAXI)	2014	1.025	133,000,000	136,325,000
3076	101177	SEDAN	HYUNDAI	SONATA 2.4 MT (TAXI)	2013	1.025	127,000,000	130,175,000
3077	101177	SEDAN	HYUNDAI	SONATA AT	2009	1.025	295,000,000	302,375,000
3078	101177	SEDAN	HYUNDAI	SONATA AT	2008	1.025	281,000,000	288,025,000
3079	101177	SEDAN	HYUNDAI	SONATA AT	2007	1.025	218,000,000	223,450,000
3080	101177	SEDAN	HYUNDAI	SONATA AT	2006	1.025	191,000,000	195,775,000
3081	101177	SEDAN	HYUNDAI	SONATA AT	2005	1.025	168,000,000	172,200,000
3082	101177	SEDAN	HYUNDAI	SONATA AT	2004	1.025	146,000,000	149,650,000
3083	101177	SEDAN	HYUNDAI	SONATA AT	2003	1.025	125,000,000	128,125,000
3084	101177	SEDAN	HYUNDAI	SONATA AT	2002	1.025	119,000,000	121,975,000
3085	101177	SEDAN	HYUNDAI	SONATA AT	2001	1.025	112,000,000	114,800,000
3086	101177	SEDAN	HYUNDAI	SONATA AT	2000	1.025	98,000,000	100,450,000
3087	101177	SEDAN	HYUNDAI	SONATA AT EKS SEA GAMES	1997	1.025	40,000,000	41,000,000
3088	101177	SEDAN	HYUNDAI	SONATA AT (TAXI)	2012	1.025	190,000,000	194,750,000
3089	101177	SEDAN	HYUNDAI	SONATA AT (TAXI)	2011	1.025	181,000,000	185,525,000
3090	101177	SEDAN	HYUNDAI	SONATA AT (TAXI)	2010	1.025	172,000,000	176,300,000
3091	101177	SEDAN	HYUNDAI	SONATA AT (TAXI)	2009	1.025	164,000,000	168,100,000
3092	101177	SEDAN	HYUNDAI	VERNA GL	2005	1.025	84,000,000	86,100,000
3093	101177	SEDAN	HYUNDAI	VERNA GL	2004	1.025	72,000,000	73,800,000
3094	101177	SEDAN	HYUNDAI	VERNA GLS AT	2005	1.025	92,000,000	94,300,000
3095	101177	SEDAN	HYUNDAI	VERNA GLS AT	2004	1.025	82,000,000	84,050,000
3096	101177	SEDAN	HYUNDAI	VERNA GLS MT	2005	1.025	84,000,000	86,100,000
3097	101177	SEDAN	HYUNDAI	VERNA GLS MT	2004	1.025	75,000,000	76,875,000
3098	101185	SEDAN	ISUZU	4 CYL	1980	1.025	10,000,000	10,250,000
3099	101185	SEDAN	ISUZU	BELLET	1980	1.025	10,000,000	10,250,000
3100	101185	SEDAN	ISUZU	ISUZU	1980	1.025	10,000,000	10,250,000
3101	101188	SEDAN	JAGUAR	2.9L	1991	1.025	92,000,000	94,300,000
3102	101188	SEDAN	JAGUAR	2.9L	1990	1.025	78,000,000	79,950,000
3103	101188	SEDAN	JAGUAR	2.9L	1989	1.025	77,000,000	78,925,000
3104	101188	SEDAN	JAGUAR	2.9L	1988	1.025	70,000,000	71,750,000
3105	101188	SEDAN	JAGUAR	2.9L	1987	1.025	65,000,000	66,625,000
3106	101188	SEDAN	JAGUAR	3.0 V6 AT	2004	1.025	488,000,000	500,200,000
3107	101188	SEDAN	JAGUAR	CCX / DAC 2 AT	2000	1.025	437,000,000	447,925,000
3108	101188	SEDAN	JAGUAR	F-TYPE 3.0L A/T	2019	1.025	2,699,000,000	2,766,475,000
3109	101188	SEDAN	JAGUAR	JAGUAR	1980	1.025	25,000,000	25,625,000
3110	101188	SEDAN	JAGUAR	NEW S-TYPE 2.5 V6 SE	2007	1.025	603,000,000	618,075,000
3111	101188	SEDAN	JAGUAR	NEW S-TYPE 2.5 V6 SE	2006	1.025	512,000,000	524,800,000
3112	101188	SEDAN	JAGUAR	NEW S-TYPE 2.5 V6 SE	2005	1.025	472,000,000	483,800,000
3113	101188	SEDAN	JAGUAR	NEW S-TYPE 2.5 V6 SE	2004	1.025	377,000,000	386,425,000
3114	101188	SEDAN	JAGUAR	NEW S-TYPE 3.0 V6 SE	2006	1.025	594,000,000	608,850,000
3115	101188	SEDAN	JAGUAR	NEW S-TYPE 3.0 V6 SE	2005	1.025	549,000,000	562,725,000
3116	101188	SEDAN	JAGUAR	NEW S-TYPE 3.0 V6 SE	2004	1.025	438,000,000	448,950,000
3117	101188	SEDAN	JAGUAR	NEW S-TYPE 3.0 V6 SE	2001	1.025	327,000,000	335,175,000
3118	101188	SEDAN	JAGUAR	NEW S-TYPE R 4.2 V8 SUPERCHARGED	2006	1.025	843,000,000	864,075,000
3119	101188	SEDAN	JAGUAR	NEW S-TYPE R 4.2 V8 SUPERCHARGED	2005	1.025	777,000,000	796,425,000
3120	101188	SEDAN	JAGUAR	NEW S-TYPE R 4.2 V8 SUPERCHARGED	2004	1.025	647,000,000	663,175,000
3121	101188	SEDAN	JAGUAR	NEW XJ6 3.0 V6 SE	2005	1.025	803,000,000	823,075,000
3122	101188	SEDAN	JAGUAR	NEW XJ6 3.0 V6 SE	2004	1.025	587,000,000	601,675,000
3123	101188	SEDAN	JAGUAR	S 3.0 V6	2005	1.025	594,000,000	608,850,000
3124	101188	SEDAN	JAGUAR	S 3.0 V6	2004	1.025	364,000,000	373,100,000
3125	101188	SEDAN	JAGUAR	S 3.0 V6	2003	1.025	301,000,000	308,525,000
3126	101188	SEDAN	JAGUAR	S 3.0 V6	2002	1.025	282,000,000	289,050,000
3127	101188	SEDAN	JAGUAR	S 3.0 V6	2001	1.025	272,000,000	278,800,000
3128	101188	SEDAN	JAGUAR	S 3.0 V6	2000	1.025	265,000,000	271,625,000
3129	101188	SEDAN	JAGUAR	S 4.0 V8	2003	1.025	450,000,000	461,250,000
3130	101188	SEDAN	JAGUAR	S 4.0 V8	2002	1.025	408,000,000	418,200,000
3131	101188	SEDAN	JAGUAR	S 4.0 V8	2001	1.025	377,000,000	386,425,000
3132	101188	SEDAN	JAGUAR	S 4.0 V8	2000	1.025	370,000,000	379,250,000
3133	101188	SEDAN	JAGUAR	SOVEREIGN	1996	1.025	167,000,000	171,175,000
3134	101188	SEDAN	JAGUAR	SOVEREIGN 3.2 V6 LWB	2004	1.025	642,000,000	658,050,000
3135	101188	SEDAN	JAGUAR	SOVEREIGN 4.0 V8 LWB	2004	1.025	834,000,000	854,850,000
3136	101188	SEDAN	JAGUAR	S-TYPE 2.5 V6	2004	1.025	345,000,000	353,625,000
3137	101188	SEDAN	JAGUAR	S-TYPE 2.5 V6	2003	1.025	320,000,000	328,000,000
3138	101188	SEDAN	JAGUAR	S-TYPE 2.5 V6	2002	1.025	310,000,000	317,750,000
3139	101188	SEDAN	JAGUAR	S-TYPE 2.5 V6 AT	2005	1.025	423,000,000	433,575,000
3140	101188	SEDAN	JAGUAR	S-TYPE 2.5 V6 NEW FACELIFT	2005	1.025	514,000,000	526,850,000
3141	101188	SEDAN	JAGUAR	S-TYPE 3.0 V6	2004	1.025	364,000,000	373,100,000
3142	101188	SEDAN	JAGUAR	S-TYPE 3.0 V6	2003	1.025	301,000,000	308,525,000
3143	101188	SEDAN	JAGUAR	S-TYPE 3.0 V6	2002	1.025	282,000,000	289,050,000
3144	101188	SEDAN	JAGUAR	S-TYPE 3.0 V6	2001	1.025	276,000,000	282,900,000
3145	101188	SEDAN	JAGUAR	S-TYPE 3.0 V6	2000	1.025	271,000,000	277,775,000
3146	101188	SEDAN	JAGUAR	S-TYPE 3.0 V6 AT	2009	1.025	781,000,000	800,525,000
3147	101188	SEDAN	JAGUAR	S-TYPE 3.0 V6 AT	2008	1.025	706,000,000	723,650,000
3148	101188	SEDAN	JAGUAR	S-TYPE 3.0 V6 AT	2007	1.025	631,000,000	646,775,000
3149	101188	SEDAN	JAGUAR	S-TYPE 3.0 V6 AT	2006	1.025	552,000,000	565,800,000
3150	101188	SEDAN	JAGUAR	S-TYPE 3.0 V6 AT	2005	1.025	525,000,000	538,125,000
3151	101188	SEDAN	JAGUAR	S-TYPE 3.0 V6 SE NEW FACELIFT	2005	1.025	594,000,000	608,850,000
3152	101188	SEDAN	JAGUAR	S-TYPE 4.0 V8	2004	1.025	587,000,000	601,675,000
3153	101188	SEDAN	JAGUAR	S-TYPE 4.0 V8	2003	1.025	465,000,000	476,625,000
3154	101188	SEDAN	JAGUAR	S-TYPE 4.0 V8	2002	1.025	456,000,000	467,400,000
3155	101188	SEDAN	JAGUAR	S-TYPE 4.0 V8	2001	1.025	445,000,000	456,125,000
3156	101188	SEDAN	JAGUAR	S-TYPE 4.0 V8	2000	1.025	432,000,000	442,800,000
3157	101188	SEDAN	JAGUAR	S-TYPE R 4.2 V8 NEW FACELIFT	2005	1.025	908,000,000	930,700,000

NO	KODING	JENIS	MERЕК	TIPE	TH BUAT	BOBOT	NJKB	DP PKB
1	2	3	4	5	6	7	8	9
3158	101188	SEDAN	JAGUAR	S-TYPE R 4.2 V8 SUPERCHARGED	2005	1.025	908,000,000	930,700,000
3159	101188	SEDAN	JAGUAR	XF 3.0 V6 AT	2012	1.025	982,000,000	1,006,550,000
3160	101188	SEDAN	JAGUAR	XF 3.0 V6 AT	2011	1.025	961,000,000	985,025,000
3161	101188	SEDAN	JAGUAR	XF 3.0 V6 AT	2010	1.025	885,000,000	907,125,000
3162	101188	SEDAN	JAGUAR	XF 3.0 V6 AT	2009	1.025	858,000,000	879,450,000
3163	101188	SEDAN	JAGUAR	XF 3.0 V6 AT	2008	1.025	686,000,000	703,150,000
3164	101188	SEDAN	JAGUAR	XF 3.0 V6 AT PL	2012	1.025	1,061,000,000	1,087,525,000
3165	101188	SEDAN	JAGUAR	XF 3.0 V6 AT PL	2011	1.025	1,039,000,000	1,064,975,000
3166	101188	SEDAN	JAGUAR	XF 3.0 V6 AT PL	2010	1.025	962,000,000	986,050,000
3167	101188	SEDAN	JAGUAR	XF 3.0 V6 AT PL	2009	1.025	914,000,000	936,850,000
3168	101188	SEDAN	JAGUAR	XF 3.0 V6 AT PL	2008	1.025	704,000,000	721,600,000
3169	101188	SEDAN	JAGUAR	XF 4.2 V6 AT	2009	1.025	1,489,000,000	1,526,225,000
3170	101188	SEDAN	JAGUAR	XF 4.2 V6 AT	2008	1.025	1,112,000,000	1,139,800,000
3171	101188	SEDAN	JAGUAR	XF 4.2 V8 SUPERCHARGED	2010	1.025	1,567,000,000	1,606,175,000
3172	101188	SEDAN	JAGUAR	XJ 4.2 V8 SUPERCHARGED	2005	1.025	978,000,000	1,002,450,000
3173	101188	SEDAN	JAGUAR	XJ 4.2 V8 SUPERCHARGED	2004	1.025	770,000,000	789,250,000
3174	101188	SEDAN	JAGUAR	XJ 5.0	2012	1.025	2,238,000,000	2,293,950,000
3175	101188	SEDAN	JAGUAR	XJ 5.0	2011	1.025	2,192,000,000	2,246,800,000
3176	101188	SEDAN	JAGUAR	XJ 5.0	2010	1.025	2,019,000,000	2,069,475,000
3177	101188	SEDAN	JAGUAR	XJ 6	1997	1.025	335,000,000	343,375,000
3178	101188	SEDAN	JAGUAR	XJ 6 3.0 V6 AT	2010	1.025	1,174,000,000	1,203,350,000
3179	101188	SEDAN	JAGUAR	XJ 6 3.0 V6 AT	2009	1.025	1,116,000,000	1,143,900,000
3180	101188	SEDAN	JAGUAR	XJ 6 3.0 V6 AT	2008	1.025	991,000,000	1,015,775,000
3181	101188	SEDAN	JAGUAR	XJ 6 3.0 V6 AT	2007	1.025	893,000,000	915,325,000
3182	101188	SEDAN	JAGUAR	XJ 6 3.0 V6 AT	2004	1.025	606,000,000	621,150,000
3183	101188	SEDAN	JAGUAR	XJ 6 3.0 V6 AT	2003	1.025	566,000,000	580,150,000
3184	101188	SEDAN	JAGUAR	XJ6 NEW 3.0 V6 LWB SE	2010	1.025	1,230,000,000	1,260,750,000
3185	101188	SEDAN	JAGUAR	XJ6 NEW 3.0 V6 LWB SE	2009	1.025	1,195,000,000	1,224,875,000
3186	101188	SEDAN	JAGUAR	XJ6 NEW 3.0 V6 LWB SE	2008	1.025	1,150,000,000	1,178,750,000
3187	101188	SEDAN	JAGUAR	XJ6 NEW 3.0 V6 LWB SE	2007	1.025	910,000,000	932,750,000
3188	101188	SEDAN	JAGUAR	XJ6 NEW 3.0 V6 LWB SE	2006	1.025	879,000,000	900,975,000
3189	101188	SEDAN	JAGUAR	XJ6 NEW 3.0 V6 LWB SE	2005	1.025	837,000,000	857,925,000
3190	101188	SEDAN	JAGUAR	XJ6 NEW 3.0 V6 SE	2005	1.025	837,000,000	857,925,000
3191	101188	SEDAN	JAGUAR	XJ8 3.0 V6 A/T	2007	1.025	984,000,000	1,008,600,000
3192	101188	SEDAN	JAGUAR	XJ8 3.0 V6 A/T	2006	1.025	834,000,000	854,850,000
3193	101188	SEDAN	JAGUAR	XJ8 3.2 V8	2004	1.025	699,000,000	716,475,000
3194	101188	SEDAN	JAGUAR	XJ8 3.2 V8	2003	1.025	649,000,000	665,225,000
3195	101188	SEDAN	JAGUAR	XJ8 3.2 V8	2002	1.025	634,000,000	649,850,000
3196	101188	SEDAN	JAGUAR	XJ8 3.2 V8	2001	1.025	600,000,000	615,000,000
3197	101188	SEDAN	JAGUAR	XJ8 3.2 V8	2000	1.025	595,000,000	609,875,000
3198	101188	SEDAN	JAGUAR	XJ8 3.5 V8 AT	2007	1.025	1,452,000,000	1,488,300,000
3199	101188	SEDAN	JAGUAR	XJ8 3.5 V8 AT	2006	1.025	1,266,000,000	1,297,650,000
3200	101188	SEDAN	JAGUAR	XJ8 3.5 V8 AT	2005	1.025	862,000,000	883,550,000
3201	101188	SEDAN	JAGUAR	XJ8 4.0 SOVEREIGN LWB	2004	1.025	898,000,000	920,450,000
3202	101188	SEDAN	JAGUAR	XJ8 4.0 SOVEREIGN LWB	2003	1.025	800,000,000	820,000,000
3203	101188	SEDAN	JAGUAR	XJ8 4.0 SOVEREIGN LWB	2002	1.025	738,000,000	756,450,000
3204	101188	SEDAN	JAGUAR	XJ8 4.0 SOVEREIGN LWB	2001	1.025	677,000,000	693,925,000
3205	101188	SEDAN	JAGUAR	XJ8 4.0 SOVEREIGN LWB	2000	1.025	640,000,000	656,000,000
3206	101188	SEDAN	JAGUAR	XJ8 4.2 V8 LWB SUPERCHARGED	2010	1.025	1,712,000,000	1,754,800,000
3207	101188	SEDAN	JAGUAR	XJ8 4.2 V8 LWB SUPERCHARGED	2009	1.025	1,625,000,000	1,665,625,000
3208	101188	SEDAN	JAGUAR	XJ8 4.2 V8 LWB SUPERCHARGED	2008	1.025	1,542,000,000	1,580,550,000
3209	101188	SEDAN	JAGUAR	XJ8 4.2 V8 LWB SUPERCHARGED	2007	1.025	1,488,000,000	1,525,200,000
3210	101188	SEDAN	JAGUAR	XJ8 4.2 V8 LWB SUPERCHARGED	2006	1.025	1,310,000,000	1,342,750,000
3211	101188	SEDAN	JAGUAR	XJ8 4.2 V8 LWB SUPERCHARGED	2005	1.025	1,139,000,000	1,167,475,000
3212	101188	SEDAN	JAGUAR	XJ8 NEW 3.5 V8 LWB SE	2005	1.025	1,116,000,000	1,143,900,000
3213	101188	SEDAN	JAGUAR	XJ8 NEW 4.2 V8 LWB	2005	1.025	1,116,000,000	1,143,900,000
3214	101188	SEDAN	JAGUAR	XJ8 NEW 4.2 V8 LWB SUPER	2005	1.025	1,257,000,000	1,288,425,000
3215	101188	SEDAN	JAGUAR	XJL 5.0 S/C V8 AT	2011	1.025	2,551,000,000	2,614,775,000
3216	101188	SEDAN	JAGUAR	XJL 5.0 S/S V8 AT	2011	1.025	2,630,000,000	2,695,750,000
3217	101188	SEDAN	JAGUAR	XK 4.2 V8	2010	1.025	1,809,000,000	1,854,225,000
3218	101188	SEDAN	JAGUAR	XK 4.2 V8	2009	1.025	1,718,000,000	1,760,950,000
3219	101188	SEDAN	JAGUAR	XK 4.2 V8	2008	1.025	1,535,000,000	1,573,375,000
3220	101188	SEDAN	JAGUAR	XK 4.2 V8	2007	1.025	1,366,000,000	1,400,150,000
3221	101188	SEDAN	JAGUAR	XK 4.2 V8	2006	1.025	1,192,000,000	1,221,800,000
3222	101188	SEDAN	JAGUAR	XK 4.2 V8 CONVERTIBLE	2010	1.025	1,915,000,000	1,962,875,000
3223	101188	SEDAN	JAGUAR	XK 4.2 V8 CONVERTIBLE	2009	1.025	1,895,000,000	1,942,375,000
3224	101188	SEDAN	JAGUAR	XK 4.2 V8 CONVERTIBLE	2008	1.025	1,739,000,000	1,782,475,000
3225	101188	SEDAN	JAGUAR	XK 5.0 V8	2010	1.025	1,948,000,000	1,996,700,000
3226	101188	SEDAN	JAGUAR	XK COUPE	2012	1.025	2,160,000,000	2,214,000,000
3227	101188	SEDAN	JAGUAR	XK COUPE	2011	1.025	2,105,000,000	2,157,625,000
3228	101188	SEDAN	JAGUAR	XK COUPE	2010	1.025	1,948,000,000	1,996,700,000
3229	101188	SEDAN	JAGUAR	XKR 4.2 V8 SUPERCHARGED	2005	1.025	1,257,000,000	1,288,425,000
3230	101188	SEDAN	JAGUAR	XKR 4.2 V8 SUPERCHARGED	2004	1.025	1,092,000,000	1,119,300,000
3231	101188	SEDAN	JAGUAR	XKR 5.0 V8 SUPERCHARGED COUPE	2012	1.025	2,348,000,000	2,406,700,000
3232	101188	SEDAN	JAGUAR	XKR 5.0 V8 SUPERCHARGED COUPE	2011	1.025	2,289,000,000	2,346,225,000
3233	101188	SEDAN	JAGUAR	XKR 5.0 V8 SUPERCHARGED COUPE	2010	1.025	2,119,000,000	2,171,975,000
3234	101188	SEDAN	JAGUAR	XKR-COUPE	2005	1.025	1,187,000,000	1,216,675,000
3235	101188	SEDAN	JAGUAR	XKR-COUPE	2004	1.025	1,027,000,000	1,052,675,000
3236	101188	SEDAN	JAGUAR	XKR-COUPE	2003	1.025	923,000,000	946,075,000
3237	101188	SEDAN	JAGUAR	XKR-COUPE	2002	1.025	856,000,000	877,400,000
3238	101188	SEDAN	JAGUAR	XKR-COUPE	2001	1.025	824,000,000	844,600,000
3239	101188	SEDAN	JAGUAR	XKR-COUPE	2000	1.025	769,000,000	788,225,000
3240	101188	SEDAN	JAGUAR	XKR-COUPE	1999	1.025	745,000,000	763,625,000
3241	101188	SEDAN	JAGUAR	XKR-COUPE	1998	1.025	695,000,000	712,375,000
3242	101188	SEDAN	JAGUAR	XKR-COUPE	1997	1.025	620,000,000	635,500,000
3243	101188	SEDAN	JAGUAR	X-TYPE 2.0 SE AT	2005	1.025	374,000,000	383,350,000
3244	101188	SEDAN	JAGUAR	X-TYPE 2.0 V6 SE	2005	1.025	359,000,000	367,975,000
3245	101188	SEDAN	JAGUAR	X-TYPE 2.0 V6 SE	2004	1.025	252,000,000	258,300,000

NO	KODING	JENIS	MEREK	TIPE	TH BUAT	BOBOT	NJKB	DP PKB
1	2	3	4	5	6	7	8	9
3246	101188	SEDAN	JAGUAR	X-TYPE 2.0 V6 SE	2003	1.025	231,000,000	236,775,000
3247	101188	SEDAN	JAGUAR	X-TYPE 2.0 V6 SE	2002	1.025	214,000,000	219,350,000
3248	101188	SEDAN	JAGUAR	X-TYPE 2.0 V6 SE A/T	2010	1.025	534,000,000	547,350,000
3249	101188	SEDAN	JAGUAR	X-TYPE 2.0 V6 SE A/T	2009	1.025	521,000,000	534,025,000
3250	101188	SEDAN	JAGUAR	X-TYPE 2.0 V6 SE A/T	2008	1.025	462,000,000	473,550,000
3251	101188	SEDAN	JAGUAR	X-TYPE 2.0 V6 SE A/T	2007	1.025	409,000,000	419,225,000
3252	101188	SEDAN	JAGUAR	X-TYPE 2.0 V6 SE A/T	2006	1.025	357,000,000	365,925,000
3253	101188	SEDAN	JAGUAR	X-TYPE 2.5 V6 SE	2005	1.025	374,000,000	383,350,000
3254	101188	SEDAN	JAGUAR	X-TYPE 2.5 V6 SE	2004	1.025	317,000,000	324,925,000
3255	101188	SEDAN	JAGUAR	X-TYPE 2.5 V6 SE	2003	1.025	301,000,000	308,525,000
3256	101188	SEDAN	JAGUAR	X-TYPE 2.5 V6 SE	2002	1.025	253,000,000	259,325,000
3257	101188	SEDAN	JAGUAR	X-TYPE 2.5 V6 SE	2001	1.025	225,000,000	230,625,000
3258	101188	SEDAN	JAGUAR	X-TYPE 2.5 V6 SPORT	2004	1.025	361,000,000	370,025,000
3259	101188	SEDAN	JAGUAR	X-TYPE 3.0 V6 SE	2005	1.025	399,000,000	408,975,000
3260	101188	SEDAN	JAGUAR	X-TYPE 3.0 V6 SE	2004	1.025	340,000,000	348,500,000
3261	101188	SEDAN	JAGUAR	X-TYPE 3.0 V6 SE	2003	1.025	296,000,000	303,400,000
3262	101188	SEDAN	JAGUAR	X-TYPE 3.0 V6 SE	2002	1.025	276,000,000	282,900,000
3263	101188	SEDAN	JAGUAR	X-TYPE 3.0 V6 SE	2001	1.025	261,000,000	267,525,000
3264	101188	SEDAN	JAGUAR	X-TYPE 3.2 V6	2003	1.025	338,000,000	346,450,000
3265	101188	SEDAN	JAGUAR	X-TYPE 3.2 V6	2002	1.025	282,000,000	289,050,000
3266	101188	SEDAN	JAGUAR	X-TYPE ESTATE 2.0 V6 AT	2010	1.025	447,000,000	458,175,000
3267	101188	SEDAN	JAGUAR	X-TYPE ESTATE 2.0 V6 AT	2009	1.025	437,000,000	447,925,000
3268	101188	SEDAN	JAGUAR	X-TYPE ESTATE 2.0 V6 AT	2008	1.025	411,000,000	421,275,000
3269	101188	SEDAN	JAGUAR	X-TYPE ESTATE 2.0 V6 AT	2007	1.025	370,000,000	379,250,000
3270	101188	SEDAN	JAGUAR	X-TYPE ESTATE 2.0 V6 AT	2006	1.025	330,000,000	338,250,000
3271	101188	SEDAN	JAGUAR	X-TYPE ESTATE 2.0 V6 AT	2005	1.025	298,000,000	305,450,000
3272	101188	SEDAN	JAGUAR	X-TYPE ESTATE 3.0 V6 AT	2010	1.025	585,000,000	599,625,000
3273	101188	SEDAN	JAGUAR	X-TYPE ESTATE 3.0 V6 AT	2009	1.025	556,000,000	569,900,000
3274	101188	SEDAN	JAGUAR	X-TYPE ESTATE 3.0 V6 AT	2008	1.025	495,000,000	507,375,000
3275	101188	SEDAN	JAGUAR	X-TYPE ESTATE 3.0 V6 AT	2007	1.025	389,000,000	398,725,000
3276	101188	SEDAN	JAGUAR	X-TYPE ESTATE 3.0 V6 AT	2006	1.025	340,000,000	348,500,000
3277	101188	SEDAN	JAGUAR	X-TYPE ESTATE 3.0 V6 AT	2005	1.025	301,000,000	308,525,000
3278	101188	SEDAN	JAGUAR	X-TYPE ESTATE 3.0 V6 AT	2004	1.025	250,000,000	256,250,000
3279	101215	SEDAN	KIA	CERATO 1.6 MT	2013	1.025	112,000,000	114,800,000
3280	101215	SEDAN	KIA	CERATO SE 1.6 MT	2013	1.025	109,000,000	111,725,000
3281	101215	SEDAN	KIA	MAGENTIS 2.5 V6 AT	2005	1.025	189,000,000	193,725,000
3282	101215	SEDAN	KIA	MAGENTIS 2.5 V6 AT	2004	1.025	176,000,000	180,400,000
3283	101215	SEDAN	KIA	MAGENTIS 2.5 V6 AT	2003	1.025	141,000,000	144,525,000
3284	101215	SEDAN	KIA	MAGENTIS 2.5 V6 AT	2002	1.025	112,000,000	114,800,000
3285	101215	SEDAN	KIA	MAGENTIS 2.5 V6 AT	2001	1.025	106,000,000	108,650,000
3286	101215	SEDAN	KIA	OPTIMA 2.4 AT	2015	1.025	370,000,000	379,250,000
3287	101215	SEDAN	KIA	OPTIMA 2.4 AT	2014	1.025	352,000,000	360,800,000
3288	101215	SEDAN	KIA	OPTIMA 2.4 AT	2013	1.025	334,000,000	342,350,000
3289	101215	SEDAN	KIA	RIO 1.4 AT	2018	1.025	146,000,000	149,650,000
3290	101215	SEDAN	KIA	RIO 1.4 AT	2017	1.025	135,000,000	138,375,000
3291	101215	SEDAN	KIA	RIO 1.4 AT	2016	1.025	128,000,000	131,200,000
3292	101215	SEDAN	KIA	RIO 1.4 AT	2015	1.025	122,000,000	125,050,000
3293	101215	SEDAN	KIA	RIO 1.4 AT	2014	1.025	116,000,000	118,900,000
3294	101215	SEDAN	KIA	RIO 1.4 AT	2013	1.025	110,000,000	112,750,000
3295	101215	SEDAN	KIA	RIO 1.4 MT	2018	1.025	136,000,000	139,400,000
3296	101215	SEDAN	KIA	RIO 1.4 MT	2017	1.025	126,000,000	129,150,000
3297	101215	SEDAN	KIA	RIO 1.4 MT	2016	1.025	120,000,000	123,000,000
3298	101215	SEDAN	KIA	RIO 1.4 MT	2015	1.025	114,000,000	116,850,000
3299	101215	SEDAN	KIA	RIO 1.4 MT	2014	1.025	108,000,000	110,700,000
3300	101215	SEDAN	KIA	RIO AT	2005	1.025	79,000,000	80,975,000
3301	101215	SEDAN	KIA	RIO AT	2004	1.025	70,000,000	71,750,000
3302	101215	SEDAN	KIA	RIO AT	2003	1.025	60,000,000	61,500,000
3303	101215	SEDAN	KIA	RIO AT	2002	1.025	55,000,000	56,375,000
3304	101215	SEDAN	KIA	RIO AT	2001	1.025	49,000,000	50,225,000
3305	101215	SEDAN	KIA	RIO MT	2009	1.025	103,000,000	105,575,000
3306	101215	SEDAN	KIA	RIO MT	2008	1.025	93,000,000	95,325,000
3307	101215	SEDAN	KIA	RIO MT	2007	1.025	89,000,000	91,225,000
3308	101215	SEDAN	KIA	RIO MT	2006	1.025	79,000,000	80,975,000
3309	101215	SEDAN	KIA	RIO MT	2005	1.025	75,000,000	76,875,000
3310	101215	SEDAN	KIA	RIO MT	2004	1.025	62,000,000	63,550,000
3311	101215	SEDAN	KIA	RIO MT	2003	1.025	58,000,000	59,450,000
3312	101215	SEDAN	KIA	RIO MT (KHUSUS TAXI)	2009	1.025	84,000,000	86,100,000
3313	101215	SEDAN	KIA	RIO MT (KHUSUS TAXI)	2008	1.025	78,000,000	79,950,000
3314	101215	SEDAN	KIA	RIO MT (KHUSUS TAXI)	2007	1.025	74,000,000	75,850,000
3315	101215	SEDAN	KIA	RIO MT (KHUSUS TAXI)	2006	1.025	69,000,000	70,725,000
3316	101215	SEDAN	KIA	RIO MT (KHUSUS TAXI)	2005	1.025	65,000,000	66,625,000
3317	101215	SEDAN	KIA	RIO MT (KHUSUS TAXI)	2004	1.025	58,000,000	59,450,000
3318	101215	SEDAN	KIA	RIO MT (KHUSUS TAXI)	2003	1.025	54,000,000	55,350,000
3319	101215	SEDAN	KIA	RIO MT (KHUSUS TAXI)	2002	1.025	53,000,000	54,325,000
3320	101215	SEDAN	KIA	RIO NB 1.5 MT	2006	1.025	79,000,000	80,975,000
3321	101215	SEDAN	KIA	RIO NB 1.5 MT	2005	1.025	75,000,000	76,875,000
3322	101215	SEDAN	KIA	RIO NB 1.5 MT	2004	1.025	67,000,000	68,675,000
3323	101215	SEDAN	KIA	RIO SE 1.4 MT	2012	1.025	120,000,000	123,000,000
3324	101215	SEDAN	KIA	RIO SE 1.4 MT	2011	1.025	118,000,000	120,950,000
3325	101215	SEDAN	KIA	RIO SE 1.4 MT	2010	1.025	111,000,000	113,775,000
3326	101215	SEDAN	KIA	RIO SE 1.4 MT (KHUSUS TAXI)	2012	1.025	98,000,000	100,450,000
3327	101215	SEDAN	KIA	RIO SE 1.4 MT (KHUSUS TAXI)	2011	1.025	93,000,000	95,325,000
3328	101215	SEDAN	KIA	RIO SE 1.4 MT (KHUSUS TAXI)	2010	1.025	89,000,000	91,225,000
3329	101215	SEDAN	KIA	SHUMA 1.8 TED AT	2004	1.025	108,000,000	110,700,000
3330	101215	SEDAN	KIA	SHUMA 1.8 TED AT	2003	1.025	99,000,000	101,475,000
3331	101215	SEDAN	KIA	SHUMA 1.8 TED AT	2002	1.025	82,000,000	84,050,000
3332	101215	SEDAN	KIA	SHUMA 1.8 TED AT	2001	1.025	67,000,000	68,675,000
3333	101215	SEDAN	KIA	SHUMA 1.8 TED AT	2000	1.025	64,000,000	65,600,000

NO	KODING	JENIS	MEREK	TIPE	TH BUAT	BOBOT	NJKB	DP PKB
1	2	3	4	5	6	7	8	9
3334	101215	SEDAN	KIA	SPECTRA WING 1.5 MT	2005	1.025	100,000,000	102,500,000
3335	101215	SEDAN	KIA	SPECTRA WING 1.5 MT	2004	1.025	94,000,000	96,350,000
3336	101215	SEDAN	KIA	SPECTRA WING 1.5 MT	2003	1.025	85,000,000	87,125,000
3337	101215	SEDAN	KIA	SPECTRA WING 1.5 MT	2002	1.025	79,000,000	80,975,000
3338	101215	SEDAN	KIA	STINGER 2.0 A/T	2019	1.025	616,200,000	631,605,000
3339	101227	SEDAN	LAMBHORGHINI	MIURA (SPORT)	1980	1.025	25,000,000	25,625,000
3340	101227	SEDAN	LAMBHORGHINI	ZA 9	2001	1.025	619,000,000	634,475,000
3341	101227	SEDAN	LAMBHORGHINI	ZA 9 SPORT	2005	1.025	711,000,000	728,775,000
3342	101237	SEDAN	LONDON TAXIS	TX II	2003	1.025	283,000,000	290,075,000
3343	101249	SEDAN	MASERATI	3200 GT 4.2	2004	1.025	629,000,000	644,725,000
3344	101249	SEDAN	MASERATI	3200 GT 4.2	2003	1.025	595,000,000	609,875,000
3345	101249	SEDAN	MASERATI	3200 GT 4.2	2002	1.025	580,000,000	594,500,000
3346	101249	SEDAN	MASERATI	3200 GT 4.2	2001	1.025	565,000,000	579,125,000
3347	101249	SEDAN	MASERATI	3200 GTA	2005	1.025	585,000,000	599,625,000
3348	101249	SEDAN	MASERATI	CAMBRIOCORSA	2004	1.025	617,000,000	632,425,000
3349	101249	SEDAN	MASERATI	COUPE CAMBRIOCORSA	2008	1.025	1,338,000,000	1,371,450,000
3350	101249	SEDAN	MASERATI	COUPE CAMBRIOCORSA	2007	1.025	1,069,000,000	1,095,725,000
3351	101249	SEDAN	MASERATI	COUPE CAMBRIOCORSA	2006	1.025	890,000,000	912,250,000
3352	101249	SEDAN	MASERATI	COUPE CAMBRIOCORSA	2005	1.025	861,000,000	882,525,000
3353	101249	SEDAN	MASERATI	GHIBLI 3.0L	2019	1.025	1,014,000,000	1,039,350,000
3354	101249	SEDAN	MASERATI	GHIBLI 3.0L	2018	1.025	964,000,000	988,100,000
3355	101249	SEDAN	MASERATI	GHIBLI 3.0L	2017	1.025	916,000,000	938,900,000
3356	101249	SEDAN	MASERATI	GHIBLI 3.0L	2016	1.025	871,000,000	892,775,000
3357	101249	SEDAN	MASERATI	GHIBLI 3.0L AT	2016	1.025	1,300,000,000	1,332,500,000
3358	101249	SEDAN	MASERATI	GHIBLI S 3.0L	2019	1.025	1,034,000,000	1,059,850,000
3359	101249	SEDAN	MASERATI	GHIBLI S 3.0L	2018	1.025	983,000,000	1,007,575,000
3360	101249	SEDAN	MASERATI	GHIBLI S 3.0L	2017	1.025	934,000,000	957,350,000
3361	101249	SEDAN	MASERATI	GHIBLI S 3.0L	2016	1.025	888,000,000	910,200,000
3362	101249	SEDAN	MASERATI	GRANCABRIO	2010	1.025	2,724,000,000	2,792,100,000
3363	101249	SEDAN	MASERATI	GRANSFORT	2008	1.025	1,579,000,000	1,618,475,000
3364	101249	SEDAN	MASERATI	GRANSFORT	2007	1.025	1,261,000,000	1,292,525,000
3365	101249	SEDAN	MASERATI	GRANSFORT	2006	1.025	1,049,000,000	1,075,225,000
3366	101249	SEDAN	MASERATI	GRANSFORT	2005	1.025	923,000,000	946,075,000
3367	101249	SEDAN	MASERATI	GRANTOURISMO MC STRADA 4.7L	2018	1.025	2,616,000,000	2,681,400,000
3368	101249	SEDAN	MASERATI	GRANTURISMO	2009	1.025	1,496,000,000	1,533,400,000
3369	101249	SEDAN	MASERATI	GRANTURISMO	2008	1.025	1,305,000,000	1,337,625,000
3370	101249	SEDAN	MASERATI	GRANTURISMO MC STRA 47L	2019	1.025	2,616,000,000	2,681,400,000
3371	101249	SEDAN	MASERATI	GRANTURISMO MC STRADALE 4.7L	2017	1.025	3,354,000,000	3,437,850,000
3372	101249	SEDAN	MASERATI	GRANTURISMO MC STRADALE 4.7L	2016	1.025	3,186,000,000	3,265,650,000
3373	101249	SEDAN	MASERATI	GRANTURISMO S	2011	1.025	3,140,000,000	3,218,500,000
3374	101249	SEDAN	MASERATI	GRANTURISMO S	2010	1.025	2,499,000,000	2,561,475,000
3375	101249	SEDAN	MASERATI	GRANTURISMO S	2009	1.025	1,732,000,000	1,775,300,000
3376	101249	SEDAN	MASERATI	GRANTURISMO S	2008	1.025	1,509,000,000	1,546,725,000
3377	101249	SEDAN	MASERATI	GRANTURISMO S 4X2 AT	2010	1.025	2,499,000,000	2,561,475,000
3378	101249	SEDAN	MASERATI	LEVANTE 3.0 AT	2018	1.025	1,170,000,000	1,199,250,000
3379	101249	SEDAN	MASERATI	QUATTROPORTE	2009	1.025	1,496,000,000	1,533,400,000
3380	101249	SEDAN	MASERATI	QUATTROPORTE	2008	1.025	1,305,000,000	1,337,625,000
3381	101249	SEDAN	MASERATI	QUATTROPORTE	2005	1.025	984,000,000	1,008,600,000
3382	101249	SEDAN	MASERATI	QUATTROPORTE 3.0L	2019	1.025	1,387,000,000	1,421,675,000
3383	101249	SEDAN	MASERATI	QUATTROPORTE 3.0L	2018	1.025	1,318,000,000	1,350,950,000
3384	101249	SEDAN	MASERATI	QUATTROPORTE 3.0L	2017	1.025	1,253,000,000	1,284,325,000
3385	101249	SEDAN	MASERATI	QUATTROPORTE 3.0L	2016	1.025	1,191,000,000	1,220,775,000
3386	101249	SEDAN	MASERATI	QUATTROPORTE 4.2	2004	1.025	822,000,000	842,550,000
3387	101249	SEDAN	MASERATI	QUATTROPORTE GTS 3.8L	2019	1.025	2,223,000,000	2,278,575,000
3388	101249	SEDAN	MASERATI	QUATTROPORTE GTS 3.8L	2018	1.025	2,112,000,000	2,164,800,000
3389	101249	SEDAN	MASERATI	QUATTROPORTE GTS 3.8L	2017	1.025	2,007,000,000	2,057,175,000
3390	101249	SEDAN	MASERATI	QUATTROPORTE GTS 3.8L	2016	1.025	1,907,000,000	1,954,675,000
3391	101249	SEDAN	MASERATI	QUATTROPORTE S 3.0L	2019	1.025	1,670,000,000	1,711,750,000
3392	101249	SEDAN	MASERATI	QUATTROPORTE S 3.0L	2018	1.025	1,587,000,000	1,626,675,000
3393	101249	SEDAN	MASERATI	QUATTROPORTE S 3.0L	2016	1.025	1,429,000,000	1,464,725,000
3394	101249	SEDAN	MASERATI	QUATTROPORTE S 3.0L AT	2017	1.025	2,141,000,000	2,194,525,000
3395	101249	SEDAN	MASERATI	QUATTROPORTE S 3.0L AT	2016	1.025	2,034,000,000	2,084,850,000
3396	101249	SEDAN	MASERATI	QUATTROPORTE SPORT	2011	1.025	3,101,000,000	3,178,525,000
3397	101249	SEDAN	MASERATI	QUATTROPORTE SPORT	2010	1.025	2,303,000,000	2,360,575,000
3398	101249	SEDAN	MASERATI	QUATTROPORTE SPORT	2009	1.025	1,732,000,000	1,775,300,000
3399	101249	SEDAN	MASERATI	QUATTROPORTE SPORT	2008	1.025	1,509,000,000	1,546,725,000
3400	101249	SEDAN	MASERATI	QUATTROPORTE SPORT	2007	1.025	805,000,000	825,125,000
3401	101249	SEDAN	MASERATI	QUATTROPORTE SPORT	2006	1.025	749,000,000	767,725,000
3402	101249	SEDAN	MASERATI	QUATTROPORTE SPORT	2005	1.025	677,000,000	693,925,000
3403	101249	SEDAN	MASERATI	SPYDER CAMBRIOCORSA	2008	1.025	1,442,000,000	1,478,050,000
3404	101249	SEDAN	MASERATI	SPYDER CAMBRIOCORSA	2007	1.025	1,151,000,000	1,179,775,000
3405	101249	SEDAN	MASERATI	SPYDER CAMBRIOCORSA	2006	1.025	958,000,000	981,950,000
3406	101249	SEDAN	MASERATI	SPYDER CAMBRIOCORSA	2005	1.025	923,000,000	946,075,000
3407	101251	SEDAN	MATRA	3200 GT A	1980	1.025	9,000,000	9,225,000
3408	101251	SEDAN	MATRA	IX 530	1980	1.025	9,000,000	9,225,000
3409	101252	SEDAN	MAYBACH	62, 5.513cc	2004	1.025	4,500,000,000	4,612,500,000
3410	101252	SEDAN	MAYBACH	62, 5.513cc	2003	1.025	3,867,000,000	3,963,675,000
3411	101253	SEDAN	MAZDA	1000	1980	1.025	8,500,000	8,712,500
3412	101253	SEDAN	MAZDA	1200	1980	1.025	8,500,000	8,712,500
3413	101253	SEDAN	MAZDA	1300	1982	1.025	10,000,000	10,250,000
3414	101253	SEDAN	MAZDA	1300	1981	1.025	9,000,000	9,225,000
3415	101253	SEDAN	MAZDA	1300	1980	1.025	8,000,000	8,200,000
3416	101253	SEDAN	MAZDA	1500	1980	1.025	8,500,000	8,712,500
3417	101253	SEDAN	MAZDA	1600	1980	1.025	8,500,000	8,712,500
3418	101253	SEDAN	MAZDA	1.6 AT GLX	2005	1.025	149,000,000	152,725,000
3419	101253	SEDAN	MAZDA	1800	1980	1.025	9,000,000	9,225,000
3420	101253	SEDAN	MAZDA	2.0 AT	2005	1.025	155,000,000	158,875,000
3421	101253	SEDAN	MAZDA	2.0 AT GLX	2005	1.025	195,000,000	199,875,000

NO	KODING	JENIS	MEREK	TIPE	TH BUAT	BOBOT	NJKB	DP PKB
1	2	3	4	5	6	7	8	9
3422	101253	SEDAN	MAZDA	2200	1983	1.025	23,000,000	23,575,000
3423	101253	SEDAN	MAZDA	2 SDN 1.5L R A/T	2015	1.025	195,000,000	199,875,000
3424	101253	SEDAN	MAZDA	2 SDN 1.5L R A/T	2014	1.025	186,000,000	190,650,000
3425	101253	SEDAN	MAZDA	2 SDN 1.5L R A/T	2013	1.025	178,000,000	182,450,000
3426	101253	SEDAN	MAZDA	2 SDN 1.5L R A/T	2012	1.025	168,000,000	172,200,000
3427	101253	SEDAN	MAZDA	2 SDN 1.5L R A/T	2011	1.025	161,000,000	165,025,000
3428	101253	SEDAN	MAZDA	2 SDN 1.5L R A/T	2010	1.025	154,000,000	157,850,000
3429	101253	SEDAN	MAZDA	2 SDN 1.5L R M/T	2015	1.025	177,000,000	181,425,000
3430	101253	SEDAN	MAZDA	2 SDN 1.5L R M/T	2014	1.025	169,000,000	173,225,000
3431	101253	SEDAN	MAZDA	2 SDN 1.5L R M/T	2013	1.025	162,000,000	166,050,000
3432	101253	SEDAN	MAZDA	2 SDN 1.5L R M/T	2012	1.025	155,000,000	158,875,000
3433	101253	SEDAN	MAZDA	2 SDN 1.5L R M/T	2011	1.025	153,000,000	156,825,000
3434	101253	SEDAN	MAZDA	2 SDN 1.5L R M/T	2010	1.025	146,000,000	149,650,000
3435	101253	SEDAN	MAZDA	2 SDN 1.5L S A/T	2015	1.025	172,000,000	176,300,000
3436	101253	SEDAN	MAZDA	2 SDN 1.5L S A/T	2014	1.025	164,000,000	168,100,000
3437	101253	SEDAN	MAZDA	2 SDN 1.5L S A/T	2013	1.025	157,000,000	160,925,000
3438	101253	SEDAN	MAZDA	2 SDN 1.5L S A/T	2012	1.025	148,000,000	151,700,000
3439	101253	SEDAN	MAZDA	2 SDN 1.5L S A/T	2011	1.025	142,000,000	145,550,000
3440	101253	SEDAN	MAZDA	2 SDN 1.5L S A/T	2010	1.025	136,000,000	139,400,000
3441	101253	SEDAN	MAZDA	2 SDN 1.5L S M/T	2015	1.025	165,000,000	169,125,000
3442	101253	SEDAN	MAZDA	2 SDN 1.5L S M/T	2014	1.025	157,000,000	160,925,000
3443	101253	SEDAN	MAZDA	2 SDN 1.5L S M/T	2013	1.025	148,000,000	151,700,000
3444	101253	SEDAN	MAZDA	2 SDN 1.5L S M/T	2012	1.025	142,000,000	145,550,000
3445	101253	SEDAN	MAZDA	2 SDN 1.5L S M/T	2011	1.025	136,000,000	139,400,000
3446	101253	SEDAN	MAZDA	2 SDN 1.5L S M/T	2010	1.025	128,000,000	131,200,000
3447	101253	SEDAN	MAZDA	2 SDN 1.5L V A/T	2015	1.025	189,000,000	193,725,000
3448	101253	SEDAN	MAZDA	2 SDN 1.5L V A/T	2014	1.025	180,000,000	184,500,000
3449	101253	SEDAN	MAZDA	2 SDN 1.5L V A/T	2013	1.025	171,000,000	175,275,000
3450	101253	SEDAN	MAZDA	2 SDN 1.5L V M/T	2015	1.025	183,000,000	187,575,000
3451	101253	SEDAN	MAZDA	2 SDN 1.5L V M/T	2014	1.025	174,000,000	178,350,000
3452	101253	SEDAN	MAZDA	2 SDN 1.5L V M/T	2013	1.025	164,000,000	168,100,000
3453	101253	SEDAN	MAZDA	2 SDN 1.5L V M/T	2012	1.025	157,000,000	160,925,000
3454	101253	SEDAN	MAZDA	3 1.6L M/T	2011	1.025	204,000,000	209,100,000
3455	101253	SEDAN	MAZDA	3 1.6L M/T	2010	1.025	198,000,000	202,950,000
3456	101253	SEDAN	MAZDA	3 1.6L M/T	2009	1.025	194,000,000	198,850,000
3457	101253	SEDAN	MAZDA	3 1.6L M/T	2008	1.025	180,000,000	184,500,000
3458	101253	SEDAN	MAZDA	3 1.6L M/T	2007	1.025	178,000,000	182,450,000
3459	101253	SEDAN	MAZDA	3 2.0L A/T	2011	1.025	275,000,000	281,875,000
3460	101253	SEDAN	MAZDA	3 2.0L A/T	2010	1.025	267,000,000	273,675,000
3461	101253	SEDAN	MAZDA	3 2.0L A/T	2009	1.025	261,000,000	267,525,000
3462	101253	SEDAN	MAZDA	3 2.0L A/T	2008	1.025	248,000,000	254,200,000
3463	101253	SEDAN	MAZDA	3 2.0L A/T	2007	1.025	244,000,000	250,100,000
3464	101253	SEDAN	MAZDA	323 - 1300cc	1987	1.025	16,000,000	16,400,000
3465	101253	SEDAN	MAZDA	323 - 1300cc	1986	1.025	15,000,000	15,375,000
3466	101253	SEDAN	MAZDA	323 - 1300cc	1985	1.025	14,000,000	14,350,000
3467	101253	SEDAN	MAZDA	323 - 1300cc	1984	1.025	13,500,000	13,837,500
3468	101253	SEDAN	MAZDA	323 - 1300cc	1983	1.025	13,000,000	13,325,000
3469	101253	SEDAN	MAZDA	323 - 1300cc	1982	1.025	12,500,000	12,812,500
3470	101253	SEDAN	MAZDA	323 - 1300cc	1981	1.025	12,000,000	12,300,000
3471	101253	SEDAN	MAZDA	323 - 1300cc	1980	1.025	10,000,000	10,250,000
3472	101253	SEDAN	MAZDA	323 - 1300cc / HB	1987	1.025	16,000,000	16,400,000
3473	101253	SEDAN	MAZDA	323 - 1300cc / HB	1986	1.025	15,000,000	15,375,000
3474	101253	SEDAN	MAZDA	323 - 1300cc / HB	1985	1.025	14,000,000	14,350,000
3475	101253	SEDAN	MAZDA	323 - 1300cc / HB	1984	1.025	13,500,000	13,837,500
3476	101253	SEDAN	MAZDA	323 - 1300cc / HB	1983	1.025	13,000,000	13,325,000
3477	101253	SEDAN	MAZDA	323 - 1300cc / HB	1982	1.025	12,500,000	12,812,500
3478	101253	SEDAN	MAZDA	323 - 1300cc / HB	1981	1.025	12,000,000	12,300,000
3479	101253	SEDAN	MAZDA	323 - 1300cc / HB	1980	1.025	10,000,000	10,250,000
3480	101253	SEDAN	MAZDA	323 HB 1500cc	1991	1.025	23,000,000	23,575,000
3481	101253	SEDAN	MAZDA	323 HB 1500cc	1990	1.025	20,000,000	20,500,000
3482	101253	SEDAN	MAZDA	323 HB 1500cc	1989	1.025	19,000,000	19,475,000
3483	101253	SEDAN	MAZDA	323 HB 1500cc	1988	1.025	18,000,000	18,450,000
3484	101253	SEDAN	MAZDA	323 HB 1500cc	1987	1.025	17,000,000	17,425,000
3485	101253	SEDAN	MAZDA	323 HB 1500cc	1986	1.025	16,000,000	16,400,000
3486	101253	SEDAN	MAZDA	323 HB ASTINA 1800cc	1995	1.025	37,000,000	37,925,000
3487	101253	SEDAN	MAZDA	323 HB ASTINA 1800cc	1994	1.025	34,000,000	34,850,000
3488	101253	SEDAN	MAZDA	323 HB ASTINA 1800cc	1993	1.025	31,000,000	31,775,000
3489	101253	SEDAN	MAZDA	323 HB ASTINA 1800cc	1992	1.025	28,000,000	28,700,000
3490	101253	SEDAN	MAZDA	323 HB ASTINA 1800cc	1991	1.025	26,000,000	26,650,000
3491	101253	SEDAN	MAZDA	323 HB ASTINA 1800cc	1990	1.025	22,000,000	22,550,000
3492	101253	SEDAN	MAZDA	323 INTERPLAY 1600cc NB	1998	1.025	52,000,000	53,300,000
3493	101253	SEDAN	MAZDA	323 INTERPLAY 1600cc NB	1997	1.025	50,000,000	51,250,000
3494	101253	SEDAN	MAZDA	323 INTERPLAY 1600cc NB	1996	1.025	48,000,000	49,200,000
3495	101253	SEDAN	MAZDA	323 INTERPLAY 1600cc NB	1995	1.025	45,000,000	46,125,000
3496	101253	SEDAN	MAZDA	323 INTERPLAY 1600cc NB	1994	1.025	41,000,000	42,025,000
3497	101253	SEDAN	MAZDA	323 INTERPLAY 1600cc NB	1993	1.025	38,000,000	38,950,000
3498	101253	SEDAN	MAZDA	323 INTERPLAY 1600cc NB	1992	1.025	35,000,000	35,875,000
3499	101253	SEDAN	MAZDA	323 INTERPLAY 1600cc NB	1991	1.025	32,000,000	32,800,000
3500	101253	SEDAN	MAZDA	323 INTERPLAY 1600cc NB	1990	1.025	29,000,000	29,725,000
3501	101253	SEDAN	MAZDA	323 LANTIS 1800cc	1998	1.025	56,000,000	57,400,000
3502	101253	SEDAN	MAZDA	323 LANTIS 1800cc	1997	1.025	51,000,000	52,275,000
3503	101253	SEDAN	MAZDA	323 LANTIS 1800cc	1996	1.025	49,000,000	50,225,000
3504	101253	SEDAN	MAZDA	323 LANTIS 1800cc	1995	1.025	46,000,000	47,150,000
3505	101253	SEDAN	MAZDA	323 NB 1500cc	1998	1.025	42,000,000	43,050,000
3506	101253	SEDAN	MAZDA	323 NB 1500cc	1997	1.025	39,000,000	39,975,000
3507	101253	SEDAN	MAZDA	323 NB 1500cc	1996	1.025	37,000,000	37,925,000
3508	101253	SEDAN	MAZDA	323 NB 1500cc	1995	1.025	36,000,000	36,900,000
3509	101253	SEDAN	MAZDA	323 NB 1500cc	1994	1.025	34,000,000	34,850,000

NO	KODING	JENIS	MEREK	TIPE	TH BUAT	BOBOT	NJKB	DP PKB
1	2	3	4	5	6	7	8	9
3510	101253	SEDAN	MAZDA	323 NB 1500cc	1993	1.025	32,000,000	32,800,000
3511	101253	SEDAN	MAZDA	323 NB 1500cc	1992	1.025	30,000,000	30,750,000
3512	101253	SEDAN	MAZDA	323 NB 1500cc	1991	1.025	26,000,000	26,650,000
3513	101253	SEDAN	MAZDA	323 NB 1500cc	1990	1.025	22,000,000	22,550,000
3514	101253	SEDAN	MAZDA	323 NB 1500cc	1989	1.025	21,000,000	21,525,000
3515	101253	SEDAN	MAZDA	323 NB 1500cc	1988	1.025	20,000,000	20,500,000
3516	101253	SEDAN	MAZDA	323 NB 1500cc	1987	1.025	19,000,000	19,475,000
3517	101253	SEDAN	MAZDA	323 NB 1500cc	1986	1.025	18,000,000	18,450,000
3518	101253	SEDAN	MAZDA	323 NB 1.6 AT	1992	1.025	30,000,000	30,750,000
3519	101253	SEDAN	MAZDA	323 NB 1.6 AT	1991	1.025	26,000,000	26,650,000
3520	101253	SEDAN	MAZDA	323 NB 1.6 AT	1990	1.025	22,000,000	22,550,000
3521	101253	SEDAN	MAZDA	323 NB 1.6 AT	1989	1.025	21,000,000	21,525,000
3522	101253	SEDAN	MAZDA	323 NB 1.6 AT	1988	1.025	20,000,000	20,500,000
3523	101253	SEDAN	MAZDA	323 NB 1.6 AT	1987	1.025	19,000,000	19,475,000
3524	101253	SEDAN	MAZDA	323 NB 1.6 AT	1986	1.025	18,000,000	18,450,000
3525	101253	SEDAN	MAZDA	323 PROTEGE 2.0 GT AT	2005	1.025	144,000,000	147,600,000
3526	101253	SEDAN	MAZDA	323 PROTEGE 2.0 GT AT	2004	1.025	126,000,000	129,150,000
3527	101253	SEDAN	MAZDA	323 PROTEGE 2.0 GT AT	2003	1.025	117,000,000	119,925,000
3528	101253	SEDAN	MAZDA	323 SEDAN SALOON 1500cc	1998	1.025	43,000,000	44,075,000
3529	101253	SEDAN	MAZDA	323 SEDAN SALOON 1500cc	1997	1.025	41,000,000	42,025,000
3530	101253	SEDAN	MAZDA	323 SEDAN SALOON 1500cc	1996	1.025	39,000,000	39,975,000
3531	101253	SEDAN	MAZDA	323 SEDAN SALOON 1500cc	1995	1.025	37,000,000	37,925,000
3532	101253	SEDAN	MAZDA	323 SEDAN SALOON 1500cc	1994	1.025	34,000,000	34,850,000
3533	101253	SEDAN	MAZDA	323 SEDAN SALOON 1500cc	1993	1.025	31,000,000	31,775,000
3534	101253	SEDAN	MAZDA	323 SEDAN SALOON 1500cc	1992	1.025	25,000,000	25,625,000
3535	101253	SEDAN	MAZDA	323 SEDAN SALOON 1500cc	1991	1.025	23,000,000	23,575,000
3536	101253	SEDAN	MAZDA	323 SEDAN SALOON 1500cc	1990	1.025	21,000,000	21,525,000
3537	101253	SEDAN	MAZDA	323 SEDAN SALOON 1500cc	1989	1.025	20,000,000	20,500,000
3538	101253	SEDAN	MAZDA	323 SEDAN SALOON 1500cc	1988	1.025	19,000,000	19,475,000
3539	101253	SEDAN	MAZDA	323 SEDAN SALOON 1500cc	1987	1.025	18,000,000	18,450,000
3540	101253	SEDAN	MAZDA	323 SEDAN SALOON 1500cc	1986	1.025	17,000,000	17,425,000
3541	101253	SEDAN	MAZDA	323 SEDAN SALOON 1500cc	1985	1.025	16,000,000	16,400,000
3542	101253	SEDAN	MAZDA	3 4 SDN RHD (CE2000) 6EAT-BBTA102	2019	1.025	325,000,000	333,125,000
3543	101253	SEDAN	MAZDA	3 HATCH BACK AT 1.500 CC	2004	1.025	111,000,000	113,775,000
3544	101253	SEDAN	MAZDA	600	1980	1.025	8,000,000	8,200,000
3545	101253	SEDAN	MAZDA	6 - 2.3L AT	2011	1.025	352,000,000	360,800,000
3546	101253	SEDAN	MAZDA	6 - 2.3L AT	2010	1.025	345,000,000	353,625,000
3547	101253	SEDAN	MAZDA	6 - 2.3L AT	2009	1.025	337,000,000	345,425,000
3548	101253	SEDAN	MAZDA	6 - 2.3L AT	2008	1.025	325,000,000	333,125,000
3549	101253	SEDAN	MAZDA	6 - 2.3L AT	2007	1.025	273,000,000	279,825,000
3550	101253	SEDAN	MAZDA	6 - 2.3L AT	2006	1.025	249,000,000	255,225,000
3551	101253	SEDAN	MAZDA	6 - 2.5L AT	2015	1.025	311,000,000	318,775,000
3552	101253	SEDAN	MAZDA	6 - 2.5L AT	2014	1.025	295,000,000	302,375,000
3553	101253	SEDAN	MAZDA	6 - 2.5L AT	2013	1.025	280,000,000	287,000,000
3554	101253	SEDAN	MAZDA	6 - 2.5L AT	2012	1.025	266,000,000	272,650,000
3555	101253	SEDAN	MAZDA	6 - 2.5L AT	2011	1.025	253,000,000	259,325,000
3556	101253	SEDAN	MAZDA	6 - 2.5L AT	2010	1.025	240,000,000	246,000,000
3557	101253	SEDAN	MAZDA	6 - 2.5L AT	2009	1.025	228,000,000	233,700,000
3558	101253	SEDAN	MAZDA	6 - 2.5L AT	2008	1.025	217,000,000	222,425,000
3559	101253	SEDAN	MAZDA	6 2.5L A/T FL	2018	1.025	444,000,000	455,100,000
3560	101253	SEDAN	MAZDA	626 2000cc NB	1993	1.025	28,000,000	28,700,000
3561	101253	SEDAN	MAZDA	626 2000cc NB	1992	1.025	26,000,000	26,650,000
3562	101253	SEDAN	MAZDA	626 2000cc NB	1991	1.025	23,000,000	23,575,000
3563	101253	SEDAN	MAZDA	626 2000cc NB	1990	1.025	21,000,000	21,525,000
3564	101253	SEDAN	MAZDA	626 2000cc NB	1989	1.025	20,000,000	20,500,000
3565	101253	SEDAN	MAZDA	626 2000cc NB	1988	1.025	19,000,000	19,475,000
3566	101253	SEDAN	MAZDA	626 A T CBU	2003	1.025	156,000,000	159,900,000
3567	101253	SEDAN	MAZDA	626 A T CBU	2002	1.025	145,000,000	148,625,000
3568	101253	SEDAN	MAZDA	626 A T CBU	2001	1.025	134,000,000	137,350,000
3569	101253	SEDAN	MAZDA	626 A T CBU	2000	1.025	125,000,000	128,125,000
3570	101253	SEDAN	MAZDA	626 AT / SEDAN SALOON 1600cc	1989	1.025	24,000,000	24,600,000
3571	101253	SEDAN	MAZDA	626 AT / SEDAN SALOON 1600cc	1988	1.025	21,000,000	21,525,000
3572	101253	SEDAN	MAZDA	626 AT / SEDAN SALOON 1600cc	1987	1.025	20,000,000	20,500,000
3573	101253	SEDAN	MAZDA	626 AT / SEDAN SALOON 1600cc	1986	1.025	19,000,000	19,475,000
3574	101253	SEDAN	MAZDA	626 CAPELLA HB AT	1996	1.025	46,000,000	47,150,000
3575	101253	SEDAN	MAZDA	626 CAPELLA HB AT	1995	1.025	43,000,000	44,075,000
3576	101253	SEDAN	MAZDA	626 CAPELLA HB AT	1994	1.025	41,000,000	42,025,000
3577	101253	SEDAN	MAZDA	626 CAPELLA HB AT	1993	1.025	37,000,000	37,925,000
3578	101253	SEDAN	MAZDA	626 CAPELLA HB MT	1995	1.025	45,000,000	46,125,000
3579	101253	SEDAN	MAZDA	626 CAPELLA HB MT	1994	1.025	39,000,000	39,975,000
3580	101253	SEDAN	MAZDA	626 CAPELLA HB MT	1993	1.025	37,000,000	37,925,000
3581	101253	SEDAN	MAZDA	626 CAPELLA HB MT	1992	1.025	31,000,000	31,775,000
3582	101253	SEDAN	MAZDA	626 CAPELLA HB MT	1991	1.025	27,000,000	27,675,000
3583	101253	SEDAN	MAZDA	626 CAPELLA HB MT	1990	1.025	22,000,000	22,550,000
3584	101253	SEDAN	MAZDA	626 CAPELLA HB MT	1989	1.025	21,000,000	21,525,000
3585	101253	SEDAN	MAZDA	626 CAPELLA HB MT	1988	1.025	20,000,000	20,500,000
3586	101253	SEDAN	MAZDA	626 CAPELLA NB AT	1996	1.025	46,000,000	47,150,000
3587	101253	SEDAN	MAZDA	626 CAPELLA NB AT	1995	1.025	43,000,000	44,075,000
3588	101253	SEDAN	MAZDA	626 CAPELLA NB AT	1994	1.025	41,000,000	42,025,000
3589	101253	SEDAN	MAZDA	626 CAPELLA NB AT	1993	1.025	37,000,000	37,925,000
3590	101253	SEDAN	MAZDA	626 CAPELLA NB AT	1992	1.025	31,000,000	31,775,000
3591	101253	SEDAN	MAZDA	626 CAPELLA NB AT	1991	1.025	27,000,000	27,675,000
3592	101253	SEDAN	MAZDA	626 CAPELLA NB MT	1995	1.025	45,000,000	46,125,000
3593	101253	SEDAN	MAZDA	626 CAPELLA NB MT	1994	1.025	39,000,000	39,975,000
3594	101253	SEDAN	MAZDA	626 CAPELLA NB MT	1993	1.025	37,000,000	37,925,000
3595	101253	SEDAN	MAZDA	626 CAPELLA NB MT	1992	1.025	31,000,000	31,775,000
3596	101253	SEDAN	MAZDA	626 CAPELLA NB MT	1991	1.025	27,000,000	27,675,000
3597	101253	SEDAN	MAZDA	626 CAPELLA NB MT	1990	1.025	22,000,000	22,550,000

NO	KODING	JENIS	MEREK	TIPE	TH BUAT	BOBOT	NJKB	DP PKB
1	2	3	4	5	6	7	8	9
3598	101253	SEDAN	MAZDA	626 CAPELLA NB MT	1989	1.025	21,000,000	21,525,000
3599	101253	SEDAN	MAZDA	626 CAPELLA NB MT	1988	1.025	20,000,000	20,500,000
3600	101253	SEDAN	MAZDA	626 CAPELLA NB MT	1987	1.025	18,000,000	18,450,000
3601	101253	SEDAN	MAZDA	626 CAPELLA NB MT	1986	1.025	16,000,000	16,400,000
3602	101253	SEDAN	MAZDA	626 CAPELLA NB MT	1985	1.025	15,000,000	15,375,000
3603	101253	SEDAN	MAZDA	626 CRONOS NB AT	1995	1.025	49,000,000	50,225,000
3604	101253	SEDAN	MAZDA	626 CRONOS NB AT	1994	1.025	43,000,000	44,075,000
3605	101253	SEDAN	MAZDA	626 CRONOS NB AT	1993	1.025	41,000,000	42,025,000
3606	101253	SEDAN	MAZDA	626 CRONOS NB MT	1995	1.025	48,000,000	49,200,000
3607	101253	SEDAN	MAZDA	626 CRONOS NB MT	1994	1.025	43,000,000	44,075,000
3608	101253	SEDAN	MAZDA	626 CRONOS NB MT	1993	1.025	39,000,000	39,975,000
3609	101253	SEDAN	MAZDA	626 CRONOS NB MT	1992	1.025	35,000,000	35,875,000
3610	101253	SEDAN	MAZDA	626 CRONOS NB MT	1991	1.025	31,000,000	31,775,000
3611	101253	SEDAN	MAZDA	626 CRONOS NB MT	1990	1.025	25,000,000	25,625,000
3612	101253	SEDAN	MAZDA	626 CRONOS NB MT	1989	1.025	24,000,000	24,600,000
3613	101253	SEDAN	MAZDA	626 CRONOS NB MT	1988	1.025	23,000,000	23,575,000
3614	101253	SEDAN	MAZDA	626 EUROPE 2000cc NB	1995	1.025	32,000,000	32,800,000
3615	101253	SEDAN	MAZDA	626 EUROPE 2000cc NB	1994	1.025	31,000,000	31,775,000
3616	101253	SEDAN	MAZDA	626 EUROPE 2000cc NB	1993	1.025	30,000,000	30,750,000
3617	101253	SEDAN	MAZDA	626 EUROPE 2000cc NB	1992	1.025	28,000,000	28,700,000
3618	101253	SEDAN	MAZDA	626 EUROPE 2000cc NB	1991	1.025	26,000,000	26,650,000
3619	101253	SEDAN	MAZDA	626 EUROPE 2000cc NB	1990	1.025	22,000,000	22,550,000
3620	101253	SEDAN	MAZDA	626 EUROPE 2000cc NB	1989	1.025	21,000,000	21,525,000
3621	101253	SEDAN	MAZDA	626 EUROPE 2000cc NB	1988	1.025	20,000,000	20,500,000
3622	101253	SEDAN	MAZDA	626 EUROPE 2000cc NB	1987	1.025	19,000,000	19,475,000
3623	101253	SEDAN	MAZDA	626 GLX 1600cc HB PRESTIGE	1990	1.025	22,000,000	22,550,000
3624	101253	SEDAN	MAZDA	626 GLX 1600cc HB PRESTIGE	1989	1.025	21,000,000	21,525,000
3625	101253	SEDAN	MAZDA	626 GLX 1600cc HB PRESTIGE	1988	1.025	20,000,000	20,500,000
3626	101253	SEDAN	MAZDA	626 GLX 1600cc HB PRESTIGE	1987	1.025	19,000,000	19,475,000
3627	101253	SEDAN	MAZDA	626 GLX 1600cc HB PRESTIGE	1986	1.025	18,000,000	18,450,000
3628	101253	SEDAN	MAZDA	626 GLX 1600cc HB PRESTIGE	1985	1.025	16,000,000	16,400,000
3629	101253	SEDAN	MAZDA	626 GLX 1600cc HB PRESTIGE	1984	1.025	15,000,000	15,375,000
3630	101253	SEDAN	MAZDA	626 LX 1600cc SEDAN HB SOVEREIGN	1987	1.025	18,000,000	18,450,000
3631	101253	SEDAN	MAZDA	626 LX 1600cc SEDAN HB SOVEREIGN	1986	1.025	17,000,000	17,425,000
3632	101253	SEDAN	MAZDA	626 LX 1600cc SEDAN HB SOVEREIGN	1985	1.025	15,000,000	15,375,000
3633	101253	SEDAN	MAZDA	626 LX 1600cc SEDAN HB SOVEREIGN	1984	1.025	14,500,000	14,862,500
3634	101253	SEDAN	MAZDA	626 LX 1600cc SEDAN HB SOVEREIGN	1983	1.025	14,000,000	14,350,000
3635	101253	SEDAN	MAZDA	626 LX 1600cc SEDAN HB SOVEREIGN	1982	1.025	13,000,000	13,325,000
3636	101253	SEDAN	MAZDA	626 LX 1600cc SEDAN HB SOVEREIGN	1981	1.025	12,000,000	12,300,000
3637	101253	SEDAN	MAZDA	626 LX 1600cc SEDAN NB SOVEREIGN	1987	1.025	18,000,000	18,450,000
3638	101253	SEDAN	MAZDA	626 LX 1600cc SEDAN NB SOVEREIGN	1986	1.025	17,000,000	17,425,000
3639	101253	SEDAN	MAZDA	626 LX 1600cc SEDAN NB SOVEREIGN	1985	1.025	15,000,000	15,375,000
3640	101253	SEDAN	MAZDA	626 LX 1600cc SEDAN NB SOVEREIGN	1984	1.025	14,500,000	14,862,500
3641	101253	SEDAN	MAZDA	626 LX 1600cc SEDAN NB SOVEREIGN	1983	1.025	14,000,000	14,350,000
3642	101253	SEDAN	MAZDA	626 LX 1600cc SEDAN NB SOVEREIGN	1982	1.025	13,000,000	13,325,000
3643	101253	SEDAN	MAZDA	626 LX 1600cc SEDAN NB SOVEREIGN	1981	1.025	12,000,000	12,300,000
3644	101253	SEDAN	MAZDA	626 SGX, CAPELLA 2000cc HB MT	1995	1.025	46,000,000	47,150,000
3645	101253	SEDAN	MAZDA	626 SGX, CAPELLA 2000cc HB MT	1994	1.025	43,000,000	44,075,000
3646	101253	SEDAN	MAZDA	626 SGX, CAPELLA 2000cc HB MT	1993	1.025	37,000,000	37,925,000
3647	101253	SEDAN	MAZDA	626 SGX, CAPELLA 2000cc HB MT	1992	1.025	31,000,000	31,775,000
3648	101253	SEDAN	MAZDA	626 SGX, CAPELLA 2000cc HB MT	1991	1.025	27,000,000	27,675,000
3649	101253	SEDAN	MAZDA	626 SGX, CAPELLA 2000cc HB MT	1990	1.025	22,000,000	22,550,000
3650	101253	SEDAN	MAZDA	626 SGX, CAPELLA 2000cc HB MT	1989	1.025	21,000,000	21,525,000
3651	101253	SEDAN	MAZDA	626 SGX, CAPELLA 2000cc HB MT	1988	1.025	20,000,000	20,500,000
3652	101253	SEDAN	MAZDA	626 SGX, CAPELLA 2000cc NB MT	1995	1.025	46,000,000	47,150,000
3653	101253	SEDAN	MAZDA	626 SGX, CAPELLA 2000cc NB MT	1994	1.025	43,000,000	44,075,000
3654	101253	SEDAN	MAZDA	626 SGX, CAPELLA 2000cc NB MT	1993	1.025	37,000,000	37,925,000
3655	101253	SEDAN	MAZDA	626 SGX, CAPELLA 2000cc NB MT	1992	1.025	31,000,000	31,775,000
3656	101253	SEDAN	MAZDA	626 SGX, CAPELLA 2000cc NB MT	1991	1.025	27,000,000	27,675,000
3657	101253	SEDAN	MAZDA	626 SGX, CAPELLA 2000cc NB MT	1990	1.025	22,000,000	22,550,000
3658	101253	SEDAN	MAZDA	626 SGX, CAPELLA 2000cc NB MT	1989	1.025	21,000,000	21,525,000
3659	101253	SEDAN	MAZDA	626 SGX, CAPELLA 2000cc NB MT	1988	1.025	20,000,000	20,500,000
3660	101253	SEDAN	MAZDA	6 4SD RHD (CE2488) 6EAT-GBKTRAA	2019	1.025	420,000,000	430,500,000
3661	101253	SEDAN	MAZDA	6 4SD RHD (CE2488) 6EAT-GBKTRAA	2018	1.025	399,000,000	408,975,000
3662	101253	SEDAN	MAZDA	6 4SD RHD (CE2488) 6EAT-GSC2RAY	2019	1.025	495,000,000	507,375,000
3663	101253	SEDAN	MAZDA	6 4SD RHD (CE2488) 6EAT-GSC2RAY	2018	1.025	471,000,000	482,775,000
3664	101253	SEDAN	MAZDA	800	1980	1.025	8,000,000	8,200,000
3665	101253	SEDAN	MAZDA	808	1981	1.025	14,000,000	14,350,000
3666	101253	SEDAN	MAZDA	808	1980	1.025	8,500,000	8,712,500
3667	101253	SEDAN	MAZDA	929 - 1800cc	1982	1.025	15,000,000	15,375,000
3668	101253	SEDAN	MAZDA	929 - 1800cc	1981	1.025	14,000,000	14,350,000
3669	101253	SEDAN	MAZDA	929 - 1800cc	1980	1.025	12,000,000	12,300,000
3670	101253	SEDAN	MAZDA	929 DX	1980	1.025	12,000,000	12,300,000
3671	101253	SEDAN	MAZDA	B 360	1980	1.025	8,000,000	8,200,000
3672	101253	SEDAN	MAZDA	BABY BOOMER GLX	2002	1.025	39,000,000	39,975,000
3673	101253	SEDAN	MAZDA	BABY BOOMER GLX	2001	1.025	38,000,000	38,950,000
3674	101253	SEDAN	MAZDA	BABY BOOMER GLX	2000	1.025	36,000,000	36,900,000
3675	101253	SEDAN	MAZDA	BABY BOOMER GLX	1999	1.025	21,000,000	21,525,000
3676	101253	SEDAN	MAZDA	CAPELLA	1980	1.025	9,000,000	9,225,000
3677	101253	SEDAN	MAZDA	CAPELLA 1600	1988	1.025	18,000,000	18,450,000
3678	101253	SEDAN	MAZDA	CAPELLA 1600	1987	1.025	17,000,000	17,425,000
3679	101253	SEDAN	MAZDA	CAPELLA 1600	1986	1.025	15,000,000	15,375,000
3680	101253	SEDAN	MAZDA	CAPELLA 1600	1985	1.025	14,000,000	14,350,000
3681	101253	SEDAN	MAZDA	CAPELLA 1600	1984	1.025	13,500,000	13,837,500
3682	101253	SEDAN	MAZDA	CAPELLA 1600	1983	1.025	13,000,000	13,325,000
3683	101253	SEDAN	MAZDA	CAPELLA 1600	1982	1.025	12,500,000	12,812,500
3684	101253	SEDAN	MAZDA	CAPELLA 1600	1981	1.025	12,000,000	12,300,000
3685	101253	SEDAN	MAZDA	COSMO	1986	1.025	14,000,000	14,350,000

NO	KODING	JENIS	MEREK	TIPE	TH BUAT	BOBOT	NJKB	DP PKB
1	2	3	4	5	6	7	8	9
3686	101253	SEDAN	MAZDA	COSMO	1985	1.025	13,000,000	13,325,000
3687	101253	SEDAN	MAZDA	COSMO	1984	1.025	12,500,000	12,812,500
3688	101253	SEDAN	MAZDA	COSMO	1983	1.025	12,000,000	12,300,000
3689	101253	SEDAN	MAZDA	COSMO	1982	1.025	11,500,000	11,787,500
3690	101253	SEDAN	MAZDA	CRONOS 2.0	2002	1.025	89,000,000	91,225,000
3691	101253	SEDAN	MAZDA	CRONOS 2.0	2001	1.025	83,000,000	85,075,000
3692	101253	SEDAN	MAZDA	CRONOS 2.0	2000	1.025	76,000,000	77,900,000
3693	101253	SEDAN	MAZDA	CRONOS 2.0	1999	1.025	61,000,000	62,525,000
3694	101253	SEDAN	MAZDA	CRONOS 2.0	1998	1.025	55,000,000	56,375,000
3695	101253	SEDAN	MAZDA	CRONOS 2.0	1997	1.025	50,000,000	51,250,000
3696	101253	SEDAN	MAZDA	CRONOS 2.0	1996	1.025	47,000,000	48,175,000
3697	101253	SEDAN	MAZDA	CRONOS V6 2.5	2001	1.025	94,000,000	96,350,000
3698	101253	SEDAN	MAZDA	CRONOS V6 2.5	2000	1.025	88,000,000	90,200,000
3699	101253	SEDAN	MAZDA	CRONOS V6 2.5	1999	1.025	70,000,000	71,750,000
3700	101253	SEDAN	MAZDA	CRONOS V6 2.5	1998	1.025	65,000,000	66,625,000
3701	101253	SEDAN	MAZDA	CRONOS V6 2.5	1997	1.025	54,000,000	55,350,000
3702	101253	SEDAN	MAZDA	CRONOS V6 2.5	1996	1.025	48,000,000	49,200,000
3703	101253	SEDAN	MAZDA	CRONOS V6 2.5	1995	1.025	46,000,000	47,150,000
3704	101253	SEDAN	MAZDA	CRONOS V6 2.5	1994	1.025	38,000,000	38,950,000
3705	101253	SEDAN	MAZDA	DIESEL	1981	1.025	15,000,000	15,375,000
3706	101253	SEDAN	MAZDA	E 3000	1986	1.025	17,000,000	17,425,000
3707	101253	SEDAN	MAZDA	FAMILIA 1500cc	1986	1.025	18,000,000	18,450,000
3708	101253	SEDAN	MAZDA	FAMILIA 1800cc	2001	1.025	77,000,000	78,925,000
3709	101253	SEDAN	MAZDA	FAMILIA 1800cc	2000	1.025	69,000,000	70,725,000
3710	101253	SEDAN	MAZDA	FAMILIA 1800cc	1999	1.025	52,000,000	53,300,000
3711	101253	SEDAN	MAZDA	FAMILIA 1800cc	1998	1.025	49,000,000	50,225,000
3712	101253	SEDAN	MAZDA	FAMILIA 1800cc	1997	1.025	47,000,000	48,175,000
3713	101253	SEDAN	MAZDA	LUCE 1800	1980	1.025	11,000,000	11,275,000
3714	101253	SEDAN	MAZDA	MARVIA CARERA 1400cc	1995	1.025	30,000,000	30,750,000
3715	101253	SEDAN	MAZDA	MARVIA CARERA 1400cc	1994	1.025	27,000,000	27,675,000
3716	101253	SEDAN	MAZDA	MAZDA 3 1600cc	2005	1.025	132,000,000	135,300,000
3717	101253	SEDAN	MAZDA	MAZDA 6 2.5L A/T	2016	1.025	375,000,000	384,375,000
3718	101253	SEDAN	MAZDA	MAZDA 6 2.5L A/T FL	2017	1.025	448,000,000	459,200,000
3719	101253	SEDAN	MAZDA	MAZDA 6 2.5L A/T FL	2016	1.025	426,000,000	436,650,000
3720	101253	SEDAN	MAZDA	MR 90, 1400cc	1998	1.025	26,000,000	26,650,000
3721	101253	SEDAN	MAZDA	MR 90, 1400cc	1997	1.025	23,000,000	23,575,000
3722	101253	SEDAN	MAZDA	MR 90, 1400cc	1996	1.025	22,000,000	22,550,000
3723	101253	SEDAN	MAZDA	MR 90, 1400cc	1995	1.025	21,000,000	21,525,000
3724	101253	SEDAN	MAZDA	MR 90, 1400cc	1994	1.025	18,000,000	18,450,000
3725	101253	SEDAN	MAZDA	MR 90, 1400cc	1993	1.025	17,000,000	17,425,000
3726	101253	SEDAN	MAZDA	MR 90, 1400cc	1992	1.025	15,000,000	15,375,000
3727	101253	SEDAN	MAZDA	MR 90, 1400cc	1991	1.025	12,000,000	12,300,000
3728	101253	SEDAN	MAZDA	MR 90, 1400cc	1990	1.025	10,000,000	10,250,000
3729	101253	SEDAN	MAZDA	MX-5, 1.893cc	2002	1.025	223,000,000	228,575,000
3730	101253	SEDAN	MAZDA	MX-5, 1.893cc	2001	1.025	207,000,000	212,175,000
3731	101253	SEDAN	MAZDA	MX-5 2.0L A/T	2017	1.025	428,000,000	438,700,000
3732	101253	SEDAN	MAZDA	MX-5 2.0L A/T	2016	1.025	407,000,000	417,175,000
3733	101253	SEDAN	MAZDA	MX-5 2.0L A/T	2015	1.025	387,000,000	396,675,000
3734	101253	SEDAN	MAZDA	MX-5 2.0L A/T	2014	1.025	368,000,000	377,200,000
3735	101253	SEDAN	MAZDA	MX-5 2.0L A/T	2013	1.025	350,000,000	358,750,000
3736	101253	SEDAN	MAZDA	MX-5 2.0L A/T	2012	1.025	333,000,000	341,325,000
3737	101253	SEDAN	MAZDA	MX-5 2.0L A/T	2011	1.025	316,000,000	323,900,000
3738	101253	SEDAN	MAZDA	MX-5 2DR OPEN RHD (CE2000) 6EAT-NB2TRAA	2019	1.025	608,000,000	623,200,000
3739	101253	SEDAN	MAZDA	MX-5 2DR OPEN RHD (CE2000) 6EAT-NB2TRAA	2018	1.025	578,000,000	592,450,000
3740	101253	SEDAN	MAZDA	MX-5 2DR OPEN RHD (CE2000) 6EAT-NC9VRAU	2019	1.025	585,000,000	599,625,000
3741	101253	SEDAN	MAZDA	MX-5 2DR OPEN RHD (CE2000) 6EAT-NC9VRAU	2018	1.025	556,000,000	569,900,000
3742	101253	SEDAN	MAZDA	MX-5 2DR OPEN RHD (CE2000) 6EAT-ND2NRAY	2019	1.025	575,000,000	589,375,000
3743	101253	SEDAN	MAZDA	MX-5 2DR OPEN RHD (CE2000) 6EAT-ND2NRAY	2018	1.025	547,000,000	560,675,000
3744	101253	SEDAN	MAZDA	MX-5 2DR OPEN RHD (CE2000) 6EAT-ND7DRAQ	2019	1.025	575,000,000	589,375,000
3745	101253	SEDAN	MAZDA	MX 6, 2000cc	1993	1.025	37,000,000	37,925,000
3746	101253	SEDAN	MAZDA	MX 6, 2000cc	1992	1.025	34,000,000	34,850,000
3747	101253	SEDAN	MAZDA	MX 6, 2000cc	1991	1.025	30,000,000	30,750,000
3748	101253	SEDAN	MAZDA	MX 6, 2000cc	1990	1.025	23,000,000	23,575,000
3749	101253	SEDAN	MAZDA	MX 6, 2000cc	1989	1.025	22,000,000	22,550,000
3750	101253	SEDAN	MAZDA	NEW 808 DX	1980	1.025	11,000,000	11,275,000
3751	101253	SEDAN	MAZDA	NEW CAPELLA	1980	1.025	12,000,000	12,300,000
3752	101253	SEDAN	MAZDA	R 100	1980	1.025	11,500,000	11,787,500
3753	101253	SEDAN	MAZDA	ROADSTER 2.0 AT	2010	1.025	447,000,000	458,175,000
3754	101253	SEDAN	MAZDA	RS 2	1981	1.025	19,000,000	19,475,000
3755	101253	SEDAN	MAZDA	RX	1980	1.025	11,500,000	11,787,500
3756	101253	SEDAN	MAZDA	RX 4	1980	1.025	11,500,000	11,787,500
3757	101253	SEDAN	MAZDA	RX-8 A/T	2015	1.025	526,000,000	539,150,000
3758	101253	SEDAN	MAZDA	RX-8 A/T	2014	1.025	501,000,000	513,525,000
3759	101253	SEDAN	MAZDA	RX-8 A/T	2013	1.025	477,000,000	488,925,000
3760	101253	SEDAN	MAZDA	RX-8 A/T	2012	1.025	452,000,000	463,300,000
3761	101253	SEDAN	MAZDA	RX-8 A/T	2011	1.025	426,000,000	436,650,000
3762	101253	SEDAN	MAZDA	RX-8 A/T	2010	1.025	406,000,000	416,150,000
3763	101253	SEDAN	MAZDA	RX-8 A/T	2009	1.025	387,000,000	396,675,000
3764	101253	SEDAN	MAZDA	RX-8 A/T	2008	1.025	369,000,000	378,225,000
3765	101253	SEDAN	MAZDA	RX-8 A/T	2007	1.025	339,000,000	347,475,000
3766	101253	SEDAN	MAZDA	RX-8 A/T	2006	1.025	284,000,000	291,100,000
3767	101253	SEDAN	MAZDA	RX-8 A/T	2005	1.025	257,000,000	263,425,000
3768	101253	SEDAN	MAZDA	RX 8 MT	2015	1.025	447,000,000	458,175,000
3769	101253	SEDAN	MAZDA	RX 8 MT	2014	1.025	426,000,000	436,650,000
3770	101253	SEDAN	MAZDA	RX 8 MT	2013	1.025	406,000,000	416,150,000
3771	101253	SEDAN	MAZDA	RX 8 MT	2012	1.025	387,000,000	396,675,000
3772	101253	SEDAN	MAZDA	RX 8 MT	2011	1.025	369,000,000	378,225,000
3773	101253	SEDAN	MAZDA	RX 8 MT	2010	1.025	352,000,000	360,800,000

NO	KODING	JENIS	MERЕК	TIPE	TH BUAT	BOBOT	NJKB	DP PKB
1	2	3	4	5	6	7	8	9
3774	101253	SEDAN	MAZDA	RX 8 MT	2009	1.025	333,000,000	341,325,000
3775	101253	SEDAN	MAZDA	RX 8 MT	2008	1.025	315,000,000	322,875,000
3776	101253	SEDAN	MAZDA	RX 8 MT	2007	1.025	298,000,000	305,450,000
3777	101253	SEDAN	MAZDA	RX 8 MT	2006	1.025	282,000,000	289,050,000
3778	101253	SEDAN	MAZDA	RX 8 MT	2005	1.025	269,000,000	275,725,000
3779	101253	SEDAN	MAZDA	RX 8 MT	2004	1.025	264,000,000	270,600,000
3780	101253	SEDAN	MAZDA	RX 8 MT	2003	1.025	237,000,000	242,925,000
3781	101255	SEDAN	MERCEDES BENZ	160	1980	1.025	11,000,000	11,275,000
3782	101255	SEDAN	MERCEDES BENZ	170 S	1980	1.025	11,000,000	11,275,000
3783	101255	SEDAN	MERCEDES BENZ	180	1980	1.025	11,000,000	11,275,000
3784	101255	SEDAN	MERCEDES BENZ	180 D	1980	1.025	11,000,000	11,275,000
3785	101255	SEDAN	MERCEDES BENZ	190	1980	1.025	12,500,000	12,812,500
3786	101255	SEDAN	MERCEDES BENZ	190 E 2.0 AT	1992	1.025	57,000,000	58,425,000
3787	101255	SEDAN	MERCEDES BENZ	190 E 2.0 AT	1991	1.025	55,000,000	56,375,000
3788	101255	SEDAN	MERCEDES BENZ	190 E 2.0 AT	1990	1.025	50,000,000	51,250,000
3789	101255	SEDAN	MERCEDES BENZ	190 E 2.0 AT	1989	1.025	48,000,000	49,200,000
3790	101255	SEDAN	MERCEDES BENZ	190 E 2.0 AT	1988	1.025	44,000,000	45,100,000
3791	101255	SEDAN	MERCEDES BENZ	190 E 2.6 AT	1991	1.025	60,000,000	61,500,000
3792	101255	SEDAN	MERCEDES BENZ	190 E 2.6 AT	1990	1.025	52,000,000	53,300,000
3793	101255	SEDAN	MERCEDES BENZ	190 E 2.6 AT	1989	1.025	50,000,000	51,250,000
3794	101255	SEDAN	MERCEDES BENZ	190 E 2.6 AT	1988	1.025	47,000,000	48,175,000
3795	101255	SEDAN	MERCEDES BENZ	190 E AT	1991	1.025	41,000,000	42,025,000
3796	101255	SEDAN	MERCEDES BENZ	190 E AT	1990	1.025	34,000,000	34,850,000
3797	101255	SEDAN	MERCEDES BENZ	190 E AT	1989	1.025	33,000,000	33,825,000
3798	101255	SEDAN	MERCEDES BENZ	190 E AT	1988	1.025	32,000,000	32,800,000
3799	101255	SEDAN	MERCEDES BENZ	190 E AT	1987	1.025	31,000,000	31,775,000
3800	101255	SEDAN	MERCEDES BENZ	190 E AT	1986	1.025	28,000,000	28,700,000
3801	101255	SEDAN	MERCEDES BENZ	190 E AT	1985	1.025	25,000,000	25,625,000
3802	101255	SEDAN	MERCEDES BENZ	190 E AT	1984	1.025	24,500,000	25,112,500
3803	101255	SEDAN	MERCEDES BENZ	190 E AT	1983	1.025	24,000,000	24,600,000
3804	101255	SEDAN	MERCEDES BENZ	190 E MT	1991	1.025	43,000,000	44,075,000
3805	101255	SEDAN	MERCEDES BENZ	190 E MT	1990	1.025	36,000,000	36,900,000
3806	101255	SEDAN	MERCEDES BENZ	190 E MT	1989	1.025	35,000,000	35,875,000
3807	101255	SEDAN	MERCEDES BENZ	190 E MT	1988	1.025	34,000,000	34,850,000
3808	101255	SEDAN	MERCEDES BENZ	190 E MT	1987	1.025	32,000,000	32,800,000
3809	101255	SEDAN	MERCEDES BENZ	190 E MT	1986	1.025	29,000,000	29,725,000
3810	101255	SEDAN	MERCEDES BENZ	190 E MT	1985	1.025	26,000,000	26,650,000
3811	101255	SEDAN	MERCEDES BENZ	190 E MT	1984	1.025	25,500,000	26,137,500
3812	101255	SEDAN	MERCEDES BENZ	190 E MT	1983	1.025	25,000,000	25,625,000
3813	101255	SEDAN	MERCEDES BENZ	200 BB	1986	1.025	32,000,000	32,800,000
3814	101255	SEDAN	MERCEDES BENZ	200 BB	1985	1.025	28,000,000	28,700,000
3815	101255	SEDAN	MERCEDES BENZ	200 BB	1984	1.025	27,500,000	28,187,500
3816	101255	SEDAN	MERCEDES BENZ	200 BB	1983	1.025	27,000,000	27,675,000
3817	101255	SEDAN	MERCEDES BENZ	200 BB	1982	1.025	26,500,000	27,162,500
3818	101255	SEDAN	MERCEDES BENZ	200 BB	1981	1.025	26,000,000	26,650,000
3819	101255	SEDAN	MERCEDES BENZ	200 BB	1980	1.025	17,500,000	17,937,500
3820	101255	SEDAN	MERCEDES BENZ	200 C (COUPE)	1997	1.025	77,000,000	78,925,000
3821	101255	SEDAN	MERCEDES BENZ	200 C (COUPE)	1996	1.025	73,000,000	74,825,000
3822	101255	SEDAN	MERCEDES BENZ	200 C (COUPE)	1995	1.025	71,000,000	72,775,000
3823	101255	SEDAN	MERCEDES BENZ	200 C (COUPE)	1994	1.025	63,000,000	64,575,000
3824	101255	SEDAN	MERCEDES BENZ	200 C (COUPE)	1993	1.025	56,000,000	57,400,000
3825	101255	SEDAN	MERCEDES BENZ	200 C (COUPE)	1992	1.025	50,000,000	51,250,000
3826	101255	SEDAN	MERCEDES BENZ	200 C (COUPE)	1991	1.025	46,000,000	47,150,000
3827	101255	SEDAN	MERCEDES BENZ	200 C (COUPE)	1990	1.025	41,000,000	42,025,000
3828	101255	SEDAN	MERCEDES BENZ	200 C (COUPE)	1989	1.025	40,000,000	41,000,000
3829	101255	SEDAN	MERCEDES BENZ	200 C (COUPE)	1988	1.025	36,000,000	36,900,000
3830	101255	SEDAN	MERCEDES BENZ	200 C (COUPE)	1987	1.025	35,000,000	35,875,000
3831	101255	SEDAN	MERCEDES BENZ	200 D (DIESEL)	1984	1.025	32,500,000	33,312,500
3832	101255	SEDAN	MERCEDES BENZ	200 D (DIESEL)	1983	1.025	32,000,000	32,800,000
3833	101255	SEDAN	MERCEDES BENZ	200 D (DIESEL)	1982	1.025	31,500,000	32,287,500
3834	101255	SEDAN	MERCEDES BENZ	200 D (DIESEL)	1981	1.025	31,000,000	31,775,000
3835	101255	SEDAN	MERCEDES BENZ	200 D (DIESEL)	1980	1.025	21,000,000	21,525,000
3836	101255	SEDAN	MERCEDES BENZ	200 E 124	1990	1.025	45,000,000	46,125,000
3837	101255	SEDAN	MERCEDES BENZ	200 E 124	1989	1.025	43,000,000	44,075,000
3838	101255	SEDAN	MERCEDES BENZ	200 E 124	1988	1.025	41,000,000	42,025,000
3839	101255	SEDAN	MERCEDES BENZ	200 E 124	1987	1.025	40,000,000	41,000,000
3840	101255	SEDAN	MERCEDES BENZ	200 E 124	1986	1.025	38,000,000	38,950,000
3841	101255	SEDAN	MERCEDES BENZ	200 E 124	1985	1.025	33,000,000	33,825,000
3842	101255	SEDAN	MERCEDES BENZ	200 T	1986	1.025	34,000,000	34,850,000
3843	101255	SEDAN	MERCEDES BENZ	200 T	1985	1.025	29,000,000	29,725,000
3844	101255	SEDAN	MERCEDES BENZ	210	1987	1.025	40,000,000	41,000,000
3845	101255	SEDAN	MERCEDES BENZ	210	1986	1.025	38,000,000	38,950,000
3846	101255	SEDAN	MERCEDES BENZ	210	1985	1.025	33,000,000	33,825,000
3847	101255	SEDAN	MERCEDES BENZ	210	1984	1.025	32,500,000	33,312,500
3848	101255	SEDAN	MERCEDES BENZ	210	1983	1.025	32,000,000	32,800,000
3849	101255	SEDAN	MERCEDES BENZ	220 / B	1980	1.025	21,000,000	21,525,000
3850	101255	SEDAN	MERCEDES BENZ	220 D / DIESEL	1980	1.025	22,000,000	22,550,000
3851	101255	SEDAN	MERCEDES BENZ	220 E AT	1994	1.025	65,000,000	66,625,000
3852	101255	SEDAN	MERCEDES BENZ	220 E AT	1993	1.025	60,000,000	61,500,000
3853	101255	SEDAN	MERCEDES BENZ	220 E MT	1994	1.025	62,000,000	63,550,000
3854	101255	SEDAN	MERCEDES BENZ	220 E MT	1993	1.025	57,000,000	58,425,000
3855	101255	SEDAN	MERCEDES BENZ	220 S	1980	1.025	21,000,000	21,525,000
3856	101255	SEDAN	MERCEDES BENZ	220 SB	1980	1.025	21,000,000	21,525,000
3857	101255	SEDAN	MERCEDES BENZ	220 SE	1980	1.025	21,000,000	21,525,000
3858	101255	SEDAN	MERCEDES BENZ	230	1985	1.025	28,000,000	28,700,000
3859	101255	SEDAN	MERCEDES BENZ	230	1984	1.025	27,500,000	28,187,500
3860	101255	SEDAN	MERCEDES BENZ	230	1983	1.025	27,000,000	27,675,000
3861	101255	SEDAN	MERCEDES BENZ	230	1982	1.025	26,000,000	26,650,000

NO	KODING	JENIS	MERЕК	TIPE	TH BUAT	BOBOT	NJKB	DP PKB
1	2	3	4	5	6	7	8	9
3862	101255	SEDAN	MERCEDES BENZ	230	1981	1.025	25,500,000	26,137,500
3863	101255	SEDAN	MERCEDES BENZ	230	1980	1.025	14,000,000	14,350,000
3864	101255	SEDAN	MERCEDES BENZ	230 E (ABS) MT	1993	1.025	63,000,000	64,575,000
3865	101255	SEDAN	MERCEDES BENZ	230 E (ABS) MT	1992	1.025	57,000,000	58,425,000
3866	101255	SEDAN	MERCEDES BENZ	230 E (ABS) MT	1991	1.025	51,000,000	52,275,000
3867	101255	SEDAN	MERCEDES BENZ	230 E (ABS) MT	1990	1.025	46,000,000	47,150,000
3868	101255	SEDAN	MERCEDES BENZ	230 E (ABS) MT	1989	1.025	45,000,000	46,125,000
3869	101255	SEDAN	MERCEDES BENZ	230 E (ABS) MT	1988	1.025	43,000,000	44,075,000
3870	101255	SEDAN	MERCEDES BENZ	230 E AT	1996	1.025	69,000,000	70,725,000
3871	101255	SEDAN	MERCEDES BENZ	230 E AT	1995	1.025	65,000,000	66,625,000
3872	101255	SEDAN	MERCEDES BENZ	230 E AT	1994	1.025	60,000,000	61,500,000
3873	101255	SEDAN	MERCEDES BENZ	230 E AT	1993	1.025	56,000,000	57,400,000
3874	101255	SEDAN	MERCEDES BENZ	230 E AT	1992	1.025	51,000,000	52,275,000
3875	101255	SEDAN	MERCEDES BENZ	230 E AT	1991	1.025	43,000,000	44,075,000
3876	101255	SEDAN	MERCEDES BENZ	230 E AT	1990	1.025	38,000,000	38,950,000
3877	101255	SEDAN	MERCEDES BENZ	230 E AT	1989	1.025	37,000,000	37,925,000
3878	101255	SEDAN	MERCEDES BENZ	230 E AT	1988	1.025	36,000,000	36,900,000
3879	101255	SEDAN	MERCEDES BENZ	230 E AT	1987	1.025	35,000,000	35,875,000
3880	101255	SEDAN	MERCEDES BENZ	230 E SPC AT	1993	1.025	65,000,000	66,625,000
3881	101255	SEDAN	MERCEDES BENZ	230 E SPC AT	1992	1.025	59,000,000	60,475,000
3882	101255	SEDAN	MERCEDES BENZ	230 E SPC AT	1991	1.025	53,000,000	54,325,000
3883	101255	SEDAN	MERCEDES BENZ	230 E SPC AT	1990	1.025	47,000,000	48,175,000
3884	101255	SEDAN	MERCEDES BENZ	230 E SPC AT	1989	1.025	45,000,000	46,125,000
3885	101255	SEDAN	MERCEDES BENZ	230 E SPC AT	1988	1.025	43,000,000	44,075,000
3886	101255	SEDAN	MERCEDES BENZ	230 E SPC AT	1987	1.025	40,000,000	41,000,000
3887	101255	SEDAN	MERCEDES BENZ	230 S	1981	1.025	32,000,000	32,800,000
3888	101255	SEDAN	MERCEDES BENZ	230 S	1980	1.025	22,000,000	22,550,000
3889	101255	SEDAN	MERCEDES BENZ	230 TE AT	1990	1.025	56,000,000	57,400,000
3890	101255	SEDAN	MERCEDES BENZ	230 TE AT	1989	1.025	52,000,000	53,300,000
3891	101255	SEDAN	MERCEDES BENZ	240	1984	1.025	42,000,000	43,050,000
3892	101255	SEDAN	MERCEDES BENZ	240	1983	1.025	39,000,000	39,975,000
3893	101255	SEDAN	MERCEDES BENZ	240	1982	1.025	35,000,000	35,875,000
3894	101255	SEDAN	MERCEDES BENZ	240	1981	1.025	32,000,000	32,800,000
3895	101255	SEDAN	MERCEDES BENZ	240	1980	1.025	22,000,000	22,550,000
3896	101255	SEDAN	MERCEDES BENZ	240 D (DIESEL) 2404cc	1984	1.025	42,000,000	43,050,000
3897	101255	SEDAN	MERCEDES BENZ	240 D (DIESEL) 2404cc	1983	1.025	39,000,000	39,975,000
3898	101255	SEDAN	MERCEDES BENZ	240 D (DIESEL) 2404cc	1982	1.025	35,000,000	35,875,000
3899	101255	SEDAN	MERCEDES BENZ	240 D (DIESEL) 2404cc	1981	1.025	32,000,000	32,800,000
3900	101255	SEDAN	MERCEDES BENZ	240 D (DIESEL) 2404cc	1980	1.025	22,000,000	22,550,000
3901	101255	SEDAN	MERCEDES BENZ	250	1986	1.025	34,000,000	34,850,000
3902	101255	SEDAN	MERCEDES BENZ	250	1985	1.025	32,000,000	32,800,000
3903	101255	SEDAN	MERCEDES BENZ	250	1984	1.025	31,500,000	32,287,500
3904	101255	SEDAN	MERCEDES BENZ	250	1983	1.025	31,000,000	31,775,000
3905	101255	SEDAN	MERCEDES BENZ	250	1982	1.025	30,500,000	31,262,500
3906	101255	SEDAN	MERCEDES BENZ	250	1981	1.025	30,000,000	30,750,000
3907	101255	SEDAN	MERCEDES BENZ	250	1980	1.025	22,000,000	22,550,000
3908	101255	SEDAN	MERCEDES BENZ	250 E AT	1986	1.025	34,000,000	34,850,000
3909	101255	SEDAN	MERCEDES BENZ	250 E AT	1985	1.025	32,000,000	32,800,000
3910	101255	SEDAN	MERCEDES BENZ	250 R	1980	1.025	22,000,000	22,550,000
3911	101255	SEDAN	MERCEDES BENZ	250 S	1980	1.025	22,000,000	22,550,000
3912	101255	SEDAN	MERCEDES BENZ	250 SE	1980	1.025	22,000,000	22,550,000
3913	101255	SEDAN	MERCEDES BENZ	260 E	1989	1.025	44,000,000	45,100,000
3914	101255	SEDAN	MERCEDES BENZ	260 E	1988	1.025	42,000,000	43,050,000
3915	101255	SEDAN	MERCEDES BENZ	260 E	1987	1.025	39,000,000	39,975,000
3916	101255	SEDAN	MERCEDES BENZ	260 E	1986	1.025	34,000,000	34,850,000
3917	101255	SEDAN	MERCEDES BENZ	260 E	1985	1.025	32,000,000	32,800,000
3918	101255	SEDAN	MERCEDES BENZ	260 E AT	1989	1.025	44,000,000	45,100,000
3919	101255	SEDAN	MERCEDES BENZ	260 E AT	1988	1.025	42,000,000	43,050,000
3920	101255	SEDAN	MERCEDES BENZ	260 E AT	1987	1.025	39,000,000	39,975,000
3921	101255	SEDAN	MERCEDES BENZ	260 E AT	1986	1.025	34,000,000	34,850,000
3922	101255	SEDAN	MERCEDES BENZ	260 E AT	1985	1.025	32,000,000	32,800,000
3923	101255	SEDAN	MERCEDES BENZ	280	1984	1.025	40,000,000	41,000,000
3924	101255	SEDAN	MERCEDES BENZ	280	1983	1.025	38,000,000	38,950,000
3925	101255	SEDAN	MERCEDES BENZ	280	1982	1.025	36,000,000	36,900,000
3926	101255	SEDAN	MERCEDES BENZ	280	1981	1.025	34,000,000	34,850,000
3927	101255	SEDAN	MERCEDES BENZ	280	1980	1.025	25,000,000	25,625,000
3928	101255	SEDAN	MERCEDES BENZ	280 AT	1986	1.025	37,000,000	37,925,000
3929	101255	SEDAN	MERCEDES BENZ	280 AT	1985	1.025	32,000,000	32,800,000
3930	101255	SEDAN	MERCEDES BENZ	280 AT	1984	1.025	31,500,000	32,287,500
3931	101255	SEDAN	MERCEDES BENZ	280 AT	1983	1.025	31,000,000	31,775,000
3932	101255	SEDAN	MERCEDES BENZ	280 AT	1982	1.025	30,500,000	31,262,500
3933	101255	SEDAN	MERCEDES BENZ	280 AT	1981	1.025	30,000,000	30,750,000
3934	101255	SEDAN	MERCEDES BENZ	280 AT	1980	1.025	24,000,000	24,600,000
3935	101255	SEDAN	MERCEDES BENZ	280 C	1996	1.025	128,000,000	131,200,000
3936	101255	SEDAN	MERCEDES BENZ	280 C	1980	1.025	24,000,000	24,600,000
3937	101255	SEDAN	MERCEDES BENZ	280 E	1986	1.025	42,000,000	43,050,000
3938	101255	SEDAN	MERCEDES BENZ	280 E	1985	1.025	37,000,000	37,925,000
3939	101255	SEDAN	MERCEDES BENZ	280 E	1984	1.025	36,500,000	37,412,500
3940	101255	SEDAN	MERCEDES BENZ	280 E	1983	1.025	36,000,000	36,900,000
3941	101255	SEDAN	MERCEDES BENZ	280 E	1982	1.025	35,500,000	36,387,500
3942	101255	SEDAN	MERCEDES BENZ	280 MET	1986	1.025	42,000,000	43,050,000
3943	101255	SEDAN	MERCEDES BENZ	280 MET	1985	1.025	37,000,000	37,925,000
3944	101255	SEDAN	MERCEDES BENZ	280 MET	1984	1.025	36,000,000	36,900,000
3945	101255	SEDAN	MERCEDES BENZ	280 PC	1983	1.025	44,000,000	45,100,000
3946	101255	SEDAN	MERCEDES BENZ	280 PC	1982	1.025	39,000,000	39,975,000
3947	101255	SEDAN	MERCEDES BENZ	280 PC	1981	1.025	35,000,000	35,875,000
3948	101255	SEDAN	MERCEDES BENZ	280 S	1986	1.025	42,000,000	43,050,000
3949	101255	SEDAN	MERCEDES BENZ	280 S	1985	1.025	37,000,000	37,925,000

NO	KODING	JENIS	MERЕК	TIPE	TH BUAT	BOBOT	NJKB	DP PKB
1	2	3	4	5	6	7	8	9
3950	101255	SEDAN	MERCEDES BENZ	280 S	1984	1.025	36,500,000	37,412,500
3951	101255	SEDAN	MERCEDES BENZ	280 S	1983	1.025	36,000,000	36,900,000
3952	101255	SEDAN	MERCEDES BENZ	280 S	1982	1.025	35,500,000	36,387,500
3953	101255	SEDAN	MERCEDES BENZ	280 S	1981	1.025	34,000,000	34,850,000
3954	101255	SEDAN	MERCEDES BENZ	280 S	1980	1.025	25,000,000	25,625,000
3955	101255	SEDAN	MERCEDES BENZ	280 SE	1982	1.025	39,000,000	39,975,000
3956	101255	SEDAN	MERCEDES BENZ	280 SE	1981	1.025	36,000,000	36,900,000
3957	101255	SEDAN	MERCEDES BENZ	280 SE	1980	1.025	26,000,000	26,650,000
3958	101255	SEDAN	MERCEDES BENZ	280 SEL	1980	1.025	26,000,000	26,650,000
3959	101255	SEDAN	MERCEDES BENZ	280 SL	1980	1.025	26,000,000	26,650,000
3960	101255	SEDAN	MERCEDES BENZ	300 CE	1980	1.025	28,000,000	28,700,000
3961	101255	SEDAN	MERCEDES BENZ	300 CE 2 PINTU	1992	1.025	88,000,000	90,200,000
3962	101255	SEDAN	MERCEDES BENZ	300 CE 2 PINTU	1991	1.025	79,000,000	80,975,000
3963	101255	SEDAN	MERCEDES BENZ	300 CE 2 PINTU	1990	1.025	67,000,000	68,675,000
3964	101255	SEDAN	MERCEDES BENZ	300 CE 2 PINTU	1989	1.025	65,000,000	66,625,000
3965	101255	SEDAN	MERCEDES BENZ	300 CEA, 3000cc	1991	1.025	81,000,000	83,025,000
3966	101255	SEDAN	MERCEDES BENZ	300 CE AT	1992	1.025	90,000,000	92,250,000
3967	101255	SEDAN	MERCEDES BENZ	300 E 2 PINTU AT	1990	1.025	74,000,000	75,850,000
3968	101255	SEDAN	MERCEDES BENZ	300 E 2 PINTU AT	1989	1.025	70,000,000	71,750,000
3969	101255	SEDAN	MERCEDES BENZ	300 E 2 PINTU MT	1990	1.025	71,000,000	72,775,000
3970	101255	SEDAN	MERCEDES BENZ	300 E 2 PINTU MT	1989	1.025	68,000,000	69,700,000
3971	101255	SEDAN	MERCEDES BENZ	300 E 2 PINTU SPC AT	1993	1.025	93,000,000	95,325,000
3972	101255	SEDAN	MERCEDES BENZ	300 E 2 PINTU SPC AT	1992	1.025	88,000,000	90,200,000
3973	101255	SEDAN	MERCEDES BENZ	300 E 2 PINTU SPC AT	1991	1.025	83,000,000	85,075,000
3974	101255	SEDAN	MERCEDES BENZ	300 E 2 PINTU SPC AT	1990	1.025	74,000,000	75,850,000
3975	101255	SEDAN	MERCEDES BENZ	300 E 2 PINTU SPC AT	1989	1.025	70,000,000	71,750,000
3976	101255	SEDAN	MERCEDES BENZ	300 E 2 PINTU SPC AT	1988	1.025	57,000,000	58,425,000
3977	101255	SEDAN	MERCEDES BENZ	300 E 2 PINTU SPC AT	1987	1.025	48,000,000	49,200,000
3978	101255	SEDAN	MERCEDES BENZ	300 E 4 PINTU AT	1993	1.025	86,000,000	88,150,000
3979	101255	SEDAN	MERCEDES BENZ	300 E 4 PINTU AT	1992	1.025	79,000,000	80,975,000
3980	101255	SEDAN	MERCEDES BENZ	300 E 4 PINTU AT	1991	1.025	71,000,000	72,775,000
3981	101255	SEDAN	MERCEDES BENZ	300 E 4 PINTU AT	1990	1.025	56,000,000	57,400,000
3982	101255	SEDAN	MERCEDES BENZ	300 E 4 PINTU AT	1989	1.025	52,000,000	53,300,000
3983	101255	SEDAN	MERCEDES BENZ	300 E 4 PINTU AT	1988	1.025	44,000,000	45,100,000
3984	101255	SEDAN	MERCEDES BENZ	300 E 4 PINTU AT	1987	1.025	42,000,000	43,050,000
3985	101255	SEDAN	MERCEDES BENZ	300 E 4 PINTU AT	1986	1.025	39,000,000	39,975,000
3986	101255	SEDAN	MERCEDES BENZ	300 E 4 PINTU MT	1993	1.025	84,000,000	86,100,000
3987	101255	SEDAN	MERCEDES BENZ	300 E 4 PINTU MT	1992	1.025	77,000,000	78,925,000
3988	101255	SEDAN	MERCEDES BENZ	300 E 4 PINTU MT	1991	1.025	70,000,000	71,750,000
3989	101255	SEDAN	MERCEDES BENZ	300 E 4 PINTU MT	1990	1.025	55,000,000	56,375,000
3990	101255	SEDAN	MERCEDES BENZ	300 E 4 PINTU MT	1989	1.025	50,000,000	51,250,000
3991	101255	SEDAN	MERCEDES BENZ	300 E 4 PINTU MT	1988	1.025	43,000,000	44,075,000
3992	101255	SEDAN	MERCEDES BENZ	300 E 4 PINTU MT	1987	1.025	41,000,000	42,025,000
3993	101255	SEDAN	MERCEDES BENZ	300 E 4 PINTU MT	1986	1.025	38,000,000	38,950,000
3994	101255	SEDAN	MERCEDES BENZ	300 E L AT	1992	1.025	77,000,000	78,925,000
3995	101255	SEDAN	MERCEDES BENZ	300 E L AT	1991	1.025	66,000,000	67,650,000
3996	101255	SEDAN	MERCEDES BENZ	300 E L AT	1990	1.025	56,000,000	57,400,000
3997	101255	SEDAN	MERCEDES BENZ	300 EM 103 SPORTLINE AT	1993	1.025	95,000,000	97,375,000
3998	101255	SEDAN	MERCEDES BENZ	300 EM 103 SPORTLINE AT	1992	1.025	86,000,000	88,150,000
3999	101255	SEDAN	MERCEDES BENZ	300 EM 103 SPORTLINE AT	1991	1.025	81,000,000	83,025,000
4000	101255	SEDAN	MERCEDES BENZ	300 E SPC AT	1994	1.025	86,000,000	88,150,000
4001	101255	SEDAN	MERCEDES BENZ	300 E SPC AT	1993	1.025	81,000,000	83,025,000
4002	101255	SEDAN	MERCEDES BENZ	300 E SPC AT	1992	1.025	77,000,000	78,925,000
4003	101255	SEDAN	MERCEDES BENZ	300 E SPC AT	1991	1.025	66,000,000	67,650,000
4004	101255	SEDAN	MERCEDES BENZ	300 E SPC AT	1990	1.025	56,000,000	57,400,000
4005	101255	SEDAN	MERCEDES BENZ	300 E SPC AT	1989	1.025	54,000,000	55,350,000
4006	101255	SEDAN	MERCEDES BENZ	300 E SPC AT	1988	1.025	47,000,000	48,175,000
4007	101255	SEDAN	MERCEDES BENZ	300 E SPC AT	1987	1.025	44,000,000	45,100,000
4008	101255	SEDAN	MERCEDES BENZ	300 SE	1994	1.025	100,000,000	102,500,000
4009	101255	SEDAN	MERCEDES BENZ	300 SE	1993	1.025	95,000,000	97,375,000
4010	101255	SEDAN	MERCEDES BENZ	300 SE	1992	1.025	90,000,000	92,250,000
4011	101255	SEDAN	MERCEDES BENZ	300 SEL	1989	1.025	98,000,000	100,450,000
4012	101255	SEDAN	MERCEDES BENZ	300 SEL	1988	1.025	85,000,000	87,125,000
4013	101255	SEDAN	MERCEDES BENZ	300 SEL	1987	1.025	72,000,000	73,800,000
4014	101255	SEDAN	MERCEDES BENZ	300 SEL	1986	1.025	62,000,000	63,550,000
4015	101255	SEDAN	MERCEDES BENZ	300 SEL	1985	1.025	56,000,000	57,400,000
4016	101255	SEDAN	MERCEDES BENZ	300 SEL	1984	1.025	50,000,000	51,250,000
4017	101255	SEDAN	MERCEDES BENZ	300 SEL	1983	1.025	46,000,000	47,150,000
4018	101255	SEDAN	MERCEDES BENZ	300 SEL	1982	1.025	42,000,000	43,050,000
4019	101255	SEDAN	MERCEDES BENZ	300 SEL	1981	1.025	38,000,000	38,950,000
4020	101255	SEDAN	MERCEDES BENZ	300 SEL	1980	1.025	28,000,000	28,700,000
4021	101255	SEDAN	MERCEDES BENZ	300 SEL 3200cc	1992	1.025	120,000,000	123,000,000
4022	101255	SEDAN	MERCEDES BENZ	300 SEL 3200cc CBU EX KTT NON BLOK	1992	1.025	120,000,000	123,000,000
4023	101255	SEDAN	MERCEDES BENZ	300 SEL AT	1993	1.025	165,000,000	169,125,000
4024	101255	SEDAN	MERCEDES BENZ	300 SEL COUPE	1980	1.025	28,000,000	28,700,000
4025	101255	SEDAN	MERCEDES BENZ	300 SE SPC AT	1990	1.025	58,000,000	59,450,000
4026	101255	SEDAN	MERCEDES BENZ	300 SE SPC AT	1989	1.025	56,000,000	57,400,000
4027	101255	SEDAN	MERCEDES BENZ	300 SE SPC AT	1988	1.025	54,000,000	55,350,000
4028	101255	SEDAN	MERCEDES BENZ	300 SE SPC AT	1987	1.025	49,000,000	50,225,000
4029	101255	SEDAN	MERCEDES BENZ	300 SL	1993	1.025	97,000,000	99,425,000
4030	101255	SEDAN	MERCEDES BENZ	300 SL	1992	1.025	93,000,000	95,325,000
4031	101255	SEDAN	MERCEDES BENZ	300 SL	1991	1.025	86,000,000	88,150,000
4032	101255	SEDAN	MERCEDES BENZ	300 SL	1990	1.025	76,000,000	77,900,000
4033	101255	SEDAN	MERCEDES BENZ	300 TE AT	1993	1.025	127,000,000	130,175,000
4034	101255	SEDAN	MERCEDES BENZ	300 TE AT	1992	1.025	105,000,000	107,625,000
4035	101255	SEDAN	MERCEDES BENZ	300 TE AT	1991	1.025	99,000,000	101,475,000
4036	101255	SEDAN	MERCEDES BENZ	300 TE AT	1990	1.025	87,000,000	89,175,000
4037	101255	SEDAN	MERCEDES BENZ	300 TE AT	1989	1.025	85,000,000	87,125,000

NO	KODING	JENIS	MERЕК	TIPE	TH BUAT	BOBOT	NJKB	DP PKB
1	2	3	4	5	6	7	8	9
4038	101255	SEDAN	MERCEDES BENZ	319 D	1982	1.025	28,000,000	28,700,000
4039	101255	SEDAN	MERCEDES BENZ	320 E AT	1994	1.025	98,000,000	100,450,000
4040	101255	SEDAN	MERCEDES BENZ	320 E AT	1993	1.025	94,000,000	96,350,000
4041	101255	SEDAN	MERCEDES BENZ	320 E MT	1997	1.025	150,000,000	153,750,000
4042	101255	SEDAN	MERCEDES BENZ	320 E MT	1996	1.025	127,000,000	130,175,000
4043	101255	SEDAN	MERCEDES BENZ	320 E MT	1995	1.025	104,000,000	106,600,000
4044	101255	SEDAN	MERCEDES BENZ	320 E MT	1994	1.025	95,000,000	97,375,000
4045	101255	SEDAN	MERCEDES BENZ	320 E MT	1993	1.025	90,000,000	92,250,000
4046	101255	SEDAN	MERCEDES BENZ	320 E SPORTLINE	1997	1.025	145,000,000	148,625,000
4047	101255	SEDAN	MERCEDES BENZ	320 E SPORTLINE	1996	1.025	134,000,000	137,350,000
4048	101255	SEDAN	MERCEDES BENZ	320 E SPORTLINE	1995	1.025	121,000,000	124,025,000
4049	101255	SEDAN	MERCEDES BENZ	320 E SPORTLINE	1994	1.025	107,000,000	109,675,000
4050	101255	SEDAN	MERCEDES BENZ	320 E SPORTLINE	1993	1.025	103,000,000	105,575,000
4051	101255	SEDAN	MERCEDES BENZ	320 T	1994	1.025	121,000,000	124,025,000
4052	101255	SEDAN	MERCEDES BENZ	320 T	1993	1.025	116,000,000	118,900,000
4053	101255	SEDAN	MERCEDES BENZ	320 T	1992	1.025	108,000,000	110,700,000
4054	101255	SEDAN	MERCEDES BENZ	350	1980	1.025	25,000,000	25,625,000
4055	101255	SEDAN	MERCEDES BENZ	350 CLC	1980	1.025	28,000,000	28,700,000
4056	101255	SEDAN	MERCEDES BENZ	350 SE	1980	1.025	25,000,000	25,625,000
4057	101255	SEDAN	MERCEDES BENZ	350 SEL COUPE	1980	1.025	28,000,000	28,700,000
4058	101255	SEDAN	MERCEDES BENZ	350 SL	1980	1.025	25,000,000	25,625,000
4059	101255	SEDAN	MERCEDES BENZ	350 SLC	1980	1.025	28,000,000	28,700,000
4060	101255	SEDAN	MERCEDES BENZ	420 SEL	1986	1.025	59,000,000	60,475,000
4061	101255	SEDAN	MERCEDES BENZ	450 SEL	1980	1.025	28,000,000	28,700,000
4062	101255	SEDAN	MERCEDES BENZ	450 SL C AUTOMATIC	1980	1.025	28,000,000	28,700,000
4063	101255	SEDAN	MERCEDES BENZ	500 SEC	1995	1.025	158,000,000	161,950,000
4064	101255	SEDAN	MERCEDES BENZ	500 SEC	1994	1.025	144,000,000	147,600,000
4065	101255	SEDAN	MERCEDES BENZ	500 SEC	1993	1.025	124,000,000	127,100,000
4066	101255	SEDAN	MERCEDES BENZ	500 SEL	1995	1.025	216,000,000	221,400,000
4067	101255	SEDAN	MERCEDES BENZ	500 SEL	1994	1.025	158,000,000	161,950,000
4068	101255	SEDAN	MERCEDES BENZ	500 SEL	1993	1.025	144,000,000	147,600,000
4069	101255	SEDAN	MERCEDES BENZ	500 SEL	1992	1.025	121,000,000	124,025,000
4070	101255	SEDAN	MERCEDES BENZ	500 SEL	1991	1.025	112,000,000	114,800,000
4071	101255	SEDAN	MERCEDES BENZ	500 SEL	1990	1.025	92,000,000	94,300,000
4072	101255	SEDAN	MERCEDES BENZ	500 SEL	1989	1.025	90,000,000	92,250,000
4073	101255	SEDAN	MERCEDES BENZ	500 SEL	1988	1.025	86,000,000	88,150,000
4074	101255	SEDAN	MERCEDES BENZ	500 SEL	1987	1.025	73,000,000	74,825,000
4075	101255	SEDAN	MERCEDES BENZ	500 SEL	1986	1.025	60,000,000	61,500,000
4076	101255	SEDAN	MERCEDES BENZ	600	1980	1.025	26,000,000	26,650,000
4077	101255	SEDAN	MERCEDES BENZ	6300 LWB	1997	1.025	179,000,000	183,475,000
4078	101255	SEDAN	MERCEDES BENZ	6300 LWB	1996	1.025	169,000,000	173,225,000
4079	101255	SEDAN	MERCEDES BENZ	AMG GT-S AT (C190) CBU	2019	1.025	4,445,000,000	4,556,125,000
4080	101255	SEDAN	MERCEDES BENZ	AMG GT-S AT (C190) CBU	2018	1.025	4,223,000,000	4,328,575,000
4081	101255	SEDAN	MERCEDES BENZ	B 200 AT (W246) STIR KANAN	2012	1.025	395,000,000	404,875,000
4082	101255	SEDAN	MERCEDES BENZ	C 180 AT	2004	1.025	242,000,000	248,050,000
4083	101255	SEDAN	MERCEDES BENZ	C 180 AT	2003	1.025	210,000,000	215,250,000
4084	101255	SEDAN	MERCEDES BENZ	C 180 AT	2002	1.025	186,000,000	190,650,000
4085	101255	SEDAN	MERCEDES BENZ	C 180 AT	2001	1.025	176,000,000	180,400,000
4086	101255	SEDAN	MERCEDES BENZ	C 180 AT	2000	1.025	164,000,000	168,100,000
4087	101255	SEDAN	MERCEDES BENZ	C 180 AT	1999	1.025	117,000,000	119,925,000
4088	101255	SEDAN	MERCEDES BENZ	C 180 AT	1998	1.025	108,000,000	110,700,000
4089	101255	SEDAN	MERCEDES BENZ	C 180 AT	1997	1.025	97,000,000	99,425,000
4090	101255	SEDAN	MERCEDES BENZ	C 180 AT	1996	1.025	90,000,000	92,250,000
4091	101255	SEDAN	MERCEDES BENZ	C 180 AT	1995	1.025	82,000,000	84,050,000
4092	101255	SEDAN	MERCEDES BENZ	C 180 AT	1994	1.025	75,000,000	76,875,000
4093	101255	SEDAN	MERCEDES BENZ	C 180 CGI AT	2011	1.025	476,000,000	487,900,000
4094	101255	SEDAN	MERCEDES BENZ	C 180 CGI COUPE AT (C204) (CBU)	2015	1.025	713,000,000	730,825,000
4095	101255	SEDAN	MERCEDES BENZ	C 180 CGI COUPE AT (C204) (CBU)	2014	1.025	679,000,000	695,975,000
4096	101255	SEDAN	MERCEDES BENZ	C 180 CGI COUPE AT (C204) (CBU)	2013	1.025	648,000,000	664,200,000
4097	101255	SEDAN	MERCEDES BENZ	C 180 CGI COUPE MT	2011	1.025	431,000,000	441,775,000
4098	101255	SEDAN	MERCEDES BENZ	C 180 CGI COUPE MT (CBU)	2015	1.025	478,000,000	489,950,000
4099	101255	SEDAN	MERCEDES BENZ	C 180 CGI COUPE MT (CBU)	2014	1.025	455,000,000	466,375,000
4100	101255	SEDAN	MERCEDES BENZ	C 180 CGI COUPE MT (CBU)	2013	1.025	432,000,000	442,800,000
4101	101255	SEDAN	MERCEDES BENZ	C 180 KOMPRESSOR AT	2004	1.025	251,000,000	257,275,000
4102	101255	SEDAN	MERCEDES BENZ	C 180 KOMPRESSOR AT	2003	1.025	212,000,000	217,300,000
4103	101255	SEDAN	MERCEDES BENZ	C 180 MT	2003	1.025	204,000,000	209,100,000
4104	101255	SEDAN	MERCEDES BENZ	C 180 MT	2002	1.025	167,000,000	171,175,000
4105	101255	SEDAN	MERCEDES BENZ	C 180 MT	2001	1.025	150,000,000	153,750,000
4106	101255	SEDAN	MERCEDES BENZ	C 180 MT	2000	1.025	132,000,000	135,300,000
4107	101255	SEDAN	MERCEDES BENZ	C 180 MT	1999	1.025	96,000,000	98,400,000
4108	101255	SEDAN	MERCEDES BENZ	C 180 MT	1998	1.025	89,000,000	91,225,000
4109	101255	SEDAN	MERCEDES BENZ	C 180 MT	1997	1.025	82,000,000	84,050,000
4110	101255	SEDAN	MERCEDES BENZ	C 180 MT	1996	1.025	75,000,000	76,875,000
4111	101255	SEDAN	MERCEDES BENZ	C 180 MT	1995	1.025	74,000,000	75,850,000
4112	101255	SEDAN	MERCEDES BENZ	C 180 MT	1994	1.025	71,000,000	72,775,000
4113	101255	SEDAN	MERCEDES BENZ	C 180 MT	1993	1.025	70,000,000	71,750,000
4114	101255	SEDAN	MERCEDES BENZ	C 200 AT	2004	1.025	242,000,000	248,050,000
4115	101255	SEDAN	MERCEDES BENZ	C 200 AT	2003	1.025	228,000,000	233,700,000
4116	101255	SEDAN	MERCEDES BENZ	C 200 AT	2002	1.025	223,000,000	228,575,000
4117	101255	SEDAN	MERCEDES BENZ	C 200 AT	2001	1.025	207,000,000	212,175,000
4118	101255	SEDAN	MERCEDES BENZ	C 200 AT	2000	1.025	190,000,000	194,750,000
4119	101255	SEDAN	MERCEDES BENZ	C 200 AT	1999	1.025	129,000,000	132,225,000
4120	101255	SEDAN	MERCEDES BENZ	C 200 AT	1998	1.025	120,000,000	123,000,000
4121	101255	SEDAN	MERCEDES BENZ	C 200 AT	1997	1.025	110,000,000	112,750,000
4122	101255	SEDAN	MERCEDES BENZ	C 200 AT	1996	1.025	104,000,000	106,600,000
4123	101255	SEDAN	MERCEDES BENZ	C 200 AT	1995	1.025	94,000,000	96,350,000
4124	101255	SEDAN	MERCEDES BENZ	C 200 AT (W205) CBU	2017	1.025	665,000,000	681,625,000
4125	101255	SEDAN	MERCEDES BENZ	C 200 AT (W205) CBU	2016	1.025	632,000,000	647,800,000

NO	KODING	JENIS	MERЕК	TIPE	TH BUAT	BOBOT	NJKB	DP PKB
1	2	3	4	5	6	7	8	9
4126	101255	SEDAN	MERCEDES BENZ	C 200 AT (W205) CBU	2015	1.025	500,000,000	512,500,000
4127	101255	SEDAN	MERCEDES BENZ	C 200 AT (W205) CKD	2018	1.025	683,000,000	700,075,000
4128	101255	SEDAN	MERCEDES BENZ	C 200 AT (W205) CKD	2017	1.025	647,000,000	663,175,000
4129	101255	SEDAN	MERCEDES BENZ	C 200 AT (W205) CKD	2016	1.025	614,000,000	629,350,000
4130	101255	SEDAN	MERCEDES BENZ	C 200 CGI AT (CBU)	2012	1.025	575,000,000	589,375,000
4131	101255	SEDAN	MERCEDES BENZ	C 200 CGI AT (CBU)	2011	1.025	564,000,000	578,100,000
4132	101255	SEDAN	MERCEDES BENZ	C 200 CGI AT (CBU)	2010	1.025	552,000,000	565,800,000
4133	101255	SEDAN	MERCEDES BENZ	C 200 CGI AT (CKD)	2016	1.025	534,000,000	547,350,000
4134	101255	SEDAN	MERCEDES BENZ	C 200 CGI AT (CKD)	2015	1.025	507,000,000	519,675,000
4135	101255	SEDAN	MERCEDES BENZ	C 200 CGI AT (CKD)	2014	1.025	482,000,000	494,050,000
4136	101255	SEDAN	MERCEDES BENZ	C 200 CGI AT (CKD)	2013	1.025	458,000,000	469,450,000
4137	101255	SEDAN	MERCEDES BENZ	C 200 CGI AT (CKD)	2012	1.025	435,000,000	445,875,000
4138	101255	SEDAN	MERCEDES BENZ	C 200 CGI AT (CKD)	2011	1.025	413,000,000	423,325,000
4139	101255	SEDAN	MERCEDES BENZ	C 200 CGI AT (CKD)	2010	1.025	392,000,000	401,800,000
4140	101255	SEDAN	MERCEDES BENZ	C 200 CLASSIC AT (CKD)	2006	1.025	299,000,000	306,475,000
4141	101255	SEDAN	MERCEDES BENZ	C 200 CLASSIC AT (CKD)	2005	1.025	281,000,000	288,025,000
4142	101255	SEDAN	MERCEDES BENZ	C 200 CLASSIC AT (CKD)	2004	1.025	242,000,000	248,050,000
4143	101255	SEDAN	MERCEDES BENZ	C 200 COUPE (C205) AT CBU	2019	1.025	926,000,000	949,150,000
4144	101255	SEDAN	MERCEDES BENZ	C 200 COUPE (C205) AT CBU	2018	1.025	880,000,000	902,000,000
4145	101255	SEDAN	MERCEDES BENZ	C 200 ELEGANCE AT	2003	1.025	268,000,000	274,700,000
4146	101255	SEDAN	MERCEDES BENZ	C 200 ELEGANCE AT	2002	1.025	256,000,000	262,400,000
4147	101255	SEDAN	MERCEDES BENZ	C 200 ELEGANCE AT	2001	1.025	230,000,000	235,750,000
4148	101255	SEDAN	MERCEDES BENZ	C 200 ELEGANCE AT	2000	1.025	196,000,000	200,900,000
4149	101255	SEDAN	MERCEDES BENZ	C 200 ELEGANCE AT	1999	1.025	129,000,000	132,225,000
4150	101255	SEDAN	MERCEDES BENZ	C 200 ELEGANCE AT	1998	1.025	120,000,000	123,000,000
4151	101255	SEDAN	MERCEDES BENZ	C 200 ELEGANCE AT	1997	1.025	110,000,000	112,750,000
4152	101255	SEDAN	MERCEDES BENZ	C 200 ELEGANCE AT	1996	1.025	104,000,000	106,600,000
4153	101255	SEDAN	MERCEDES BENZ	C 200 ELEGANCE AT	1995	1.025	94,000,000	96,350,000
4154	101255	SEDAN	MERCEDES BENZ	C 200 ELEGANCE KOMPRESSOR AT	2006	1.025	390,000,000	399,750,000
4155	101255	SEDAN	MERCEDES BENZ	C 200 ELEGANCE KOMPRESSOR AT	2005	1.025	369,000,000	378,225,000
4156	101255	SEDAN	MERCEDES BENZ	C 200 ELEGANCE KOMPRESSOR AT	2004	1.025	319,000,000	326,975,000
4157	101255	SEDAN	MERCEDES BENZ	C 200 ELEGANCE KOMPRESSOR AT	2003	1.025	284,000,000	291,100,000
4158	101255	SEDAN	MERCEDES BENZ	C 200 ELEGANCE KOMPRESSOR AT	2002	1.025	269,000,000	275,725,000
4159	101255	SEDAN	MERCEDES BENZ	C 200 ELEGANCE KOMPRESSOR AT	2001	1.025	256,000,000	262,400,000
4160	101255	SEDAN	MERCEDES BENZ	C 200 K AT (AVG) CBU	2008	1.025	513,000,000	525,825,000
4161	101255	SEDAN	MERCEDES BENZ	C 200 K AT (AVG) CBU	2007	1.025	473,000,000	484,825,000
4162	101255	SEDAN	MERCEDES BENZ	C 200 K AT (CLS) CBU	2008	1.025	444,000,000	455,100,000
4163	101255	SEDAN	MERCEDES BENZ	C 200 K AT (CLS) CBU	2007	1.025	410,000,000	420,250,000
4164	101255	SEDAN	MERCEDES BENZ	C 200 K AVG AT (CKD)	2010	1.025	522,000,000	535,050,000
4165	101255	SEDAN	MERCEDES BENZ	C 200 K AVG AT (CKD)	2009	1.025	496,000,000	508,400,000
4166	101255	SEDAN	MERCEDES BENZ	C 200 K AVG AT (CKD)	2008	1.025	458,000,000	469,450,000
4167	101255	SEDAN	MERCEDES BENZ	C 200 K CLASSIC	2010	1.025	452,000,000	463,300,000
4168	101255	SEDAN	MERCEDES BENZ	C 200 K CLASSIC	2009	1.025	429,000,000	439,725,000
4169	101255	SEDAN	MERCEDES BENZ	C 200 K CLASSIC	2008	1.025	392,000,000	401,800,000
4170	101255	SEDAN	MERCEDES BENZ	C 200 KOMPRESSOR AT	2009	1.025	439,000,000	449,975,000
4171	101255	SEDAN	MERCEDES BENZ	C 200 KOMPRESSOR AT	2008	1.025	380,000,000	389,500,000
4172	101255	SEDAN	MERCEDES BENZ	C 200 KOMPRESSOR AT	2007	1.025	355,000,000	363,875,000
4173	101255	SEDAN	MERCEDES BENZ	C 200 KOMPRESSOR AT	2006	1.025	330,000,000	338,250,000
4174	101255	SEDAN	MERCEDES BENZ	C 200 KOMPRESSOR AT	2005	1.025	305,000,000	312,625,000
4175	101255	SEDAN	MERCEDES BENZ	C 200 KOMPRESSOR AT	2004	1.025	289,000,000	296,225,000
4176	101255	SEDAN	MERCEDES BENZ	C 200 KOMPRESSOR AT	2003	1.025	269,000,000	275,725,000
4177	101255	SEDAN	MERCEDES BENZ	C 200 KOMPRESSOR COUPE	2003	1.025	302,000,000	309,550,000
4178	101255	SEDAN	MERCEDES BENZ	C 200 KOMPRESSOR COUPE CBU	2004	1.025	327,000,000	335,175,000
4179	101255	SEDAN	MERCEDES BENZ	C 200 MT	2003	1.025	230,000,000	235,750,000
4180	101255	SEDAN	MERCEDES BENZ	C 200 MT	2002	1.025	210,000,000	215,250,000
4181	101255	SEDAN	MERCEDES BENZ	C 200 MT	2001	1.025	201,000,000	206,025,000
4182	101255	SEDAN	MERCEDES BENZ	C 200 MT	2000	1.025	193,000,000	197,825,000
4183	101255	SEDAN	MERCEDES BENZ	C 200 MT	1999	1.025	132,000,000	135,300,000
4184	101255	SEDAN	MERCEDES BENZ	C 200 MT	1998	1.025	122,000,000	125,050,000
4185	101255	SEDAN	MERCEDES BENZ	C 200 MT	1997	1.025	111,000,000	113,775,000
4186	101255	SEDAN	MERCEDES BENZ	C 200 MT	1996	1.025	99,000,000	101,475,000
4187	101255	SEDAN	MERCEDES BENZ	C 200 (W205) AT CKD	2019	1.025	737,000,000	755,425,000
4188	101255	SEDAN	MERCEDES BENZ	C 230 AT	2008	1.025	430,000,000	440,750,000
4189	101255	SEDAN	MERCEDES BENZ	C 230 AT	2007	1.025	396,000,000	405,900,000
4190	101255	SEDAN	MERCEDES BENZ	C 230 AT	2006	1.025	370,000,000	379,250,000
4191	101255	SEDAN	MERCEDES BENZ	C 230 AT	2005	1.025	344,000,000	352,600,000
4192	101255	SEDAN	MERCEDES BENZ	C 230 AT	2004	1.025	291,000,000	298,275,000
4193	101255	SEDAN	MERCEDES BENZ	C 230 AT	2003	1.025	258,000,000	264,450,000
4194	101255	SEDAN	MERCEDES BENZ	C 230 CLASIC MT	2001	1.025	212,000,000	217,300,000
4195	101255	SEDAN	MERCEDES BENZ	C 230 CLASIC MT	2000	1.025	188,000,000	192,700,000
4196	101255	SEDAN	MERCEDES BENZ	C 230 CLASIC MT	1999	1.025	164,000,000	168,100,000
4197	101255	SEDAN	MERCEDES BENZ	C 230 CLASIC MT	1998	1.025	140,000,000	143,500,000
4198	101255	SEDAN	MERCEDES BENZ	C 230 CLASIC MT	1997	1.025	119,000,000	121,975,000
4199	101255	SEDAN	MERCEDES BENZ	C 230 ELEGANCE 2.5 AT	2008	1.025	494,000,000	506,350,000
4200	101255	SEDAN	MERCEDES BENZ	C 230 ELEGANCE 2.5 AT	2007	1.025	456,000,000	467,400,000
4201	101255	SEDAN	MERCEDES BENZ	C 230 ELEGANCE 2.5 AT	2006	1.025	385,000,000	394,625,000
4202	101255	SEDAN	MERCEDES BENZ	C 230 ELEGANCE 2.5 AT	2000	1.025	180,000,000	184,500,000
4203	101255	SEDAN	MERCEDES BENZ	C 230 ELEGANCE 2.5 AT	1999	1.025	137,000,000	140,425,000
4204	101255	SEDAN	MERCEDES BENZ	C 230 ELEGANCE 2.5 AT	1998	1.025	122,000,000	125,050,000
4205	101255	SEDAN	MERCEDES BENZ	C 230 ELEGANCE 2.5 AT	1997	1.025	111,000,000	113,775,000
4206	101255	SEDAN	MERCEDES BENZ	C 230 ELG AT	2001	1.025	216,000,000	221,400,000
4207	101255	SEDAN	MERCEDES BENZ	C 230 ELG AT	2000	1.025	180,000,000	184,500,000
4208	101255	SEDAN	MERCEDES BENZ	C 230 ELG AT	1999	1.025	137,000,000	140,425,000
4209	101255	SEDAN	MERCEDES BENZ	C 230 ELG AT	1998	1.025	122,000,000	125,050,000
4210	101255	SEDAN	MERCEDES BENZ	C 230 ELG AT	1997	1.025	111,000,000	113,775,000
4211	101255	SEDAN	MERCEDES BENZ	C 230 KOMPRESOR AT	2003	1.025	337,000,000	345,425,000
4212	101255	SEDAN	MERCEDES BENZ	C 230 KOMPRESOR AT	2002	1.025	303,000,000	310,575,000
4213	101255	SEDAN	MERCEDES BENZ	C 230 KOMPRESOR AT	2001	1.025	267,000,000	273,675,000

NO	KODING	JENIS	MERЕК	TIPE	TH BUAT	BOBOT	NJKB	DP PKB
1	2	3	4	5	6	7	8	9
4214	101255	SEDAN	MERCEDES BENZ	C 230 KOMPRESOR AT	2000	1.025	239,000,000	244,975,000
4215	101255	SEDAN	MERCEDES BENZ	C 230 KOMPRESOR AT	1999	1.025	152,000,000	155,800,000
4216	101255	SEDAN	MERCEDES BENZ	C 230 KOMPRESOR AT	1998	1.025	147,000,000	150,675,000
4217	101255	SEDAN	MERCEDES BENZ	C 230 KOMPRESOR AT	1997	1.025	122,000,000	125,050,000
4218	101255	SEDAN	MERCEDES BENZ	C 230 KOMPRESOR COUPE	2003	1.025	403,000,000	413,075,000
4219	101255	SEDAN	MERCEDES BENZ	C 230 KOMPRESOR COUPE	2002	1.025	383,000,000	392,575,000
4220	101255	SEDAN	MERCEDES BENZ	C 230 MT	1998	1.025	140,000,000	143,500,000
4221	101255	SEDAN	MERCEDES BENZ	C 230 SPORT 2.5 AT	2007	1.025	396,000,000	405,900,000
4222	101255	SEDAN	MERCEDES BENZ	C 230 SPORT 2.5 AT	2006	1.025	361,000,000	370,025,000
4223	101255	SEDAN	MERCEDES BENZ	C 240 AT	2007	1.025	437,000,000	447,925,000
4224	101255	SEDAN	MERCEDES BENZ	C 240 AT	2006	1.025	401,000,000	411,025,000
4225	101255	SEDAN	MERCEDES BENZ	C 240 AT	2005	1.025	364,000,000	373,100,000
4226	101255	SEDAN	MERCEDES BENZ	C 240 AT	2004	1.025	292,000,000	299,300,000
4227	101255	SEDAN	MERCEDES BENZ	C 240 AT	2003	1.025	260,000,000	266,500,000
4228	101255	SEDAN	MERCEDES BENZ	C 240 AT	2002	1.025	255,000,000	261,375,000
4229	101255	SEDAN	MERCEDES BENZ	C 240 AT	2001	1.025	249,000,000	255,225,000
4230	101255	SEDAN	MERCEDES BENZ	C 240 AT	2000	1.025	240,000,000	246,000,000
4231	101255	SEDAN	MERCEDES BENZ	C 240 AT ELEGANCE (CKD)	2007	1.025	492,000,000	504,300,000
4232	101255	SEDAN	MERCEDES BENZ	C 240 AT ELEGANCE (CKD)	2006	1.025	395,000,000	404,875,000
4233	101255	SEDAN	MERCEDES BENZ	C 240 AT ELEGANCE (CKD)	2005	1.025	352,000,000	360,800,000
4234	101255	SEDAN	MERCEDES BENZ	C 240 AT ELEGANCE (CKD)	2004	1.025	289,000,000	296,225,000
4235	101255	SEDAN	MERCEDES BENZ	C 240 AT ELEGANCE (CKD)	2003	1.025	268,000,000	274,700,000
4236	101255	SEDAN	MERCEDES BENZ	C 240 AT ELEGANCE (CKD)	2002	1.025	264,000,000	270,600,000
4237	101255	SEDAN	MERCEDES BENZ	C 240 AT ELEGANCE (CKD)	2001	1.025	258,000,000	264,450,000
4238	101255	SEDAN	MERCEDES BENZ	C 240 AT ELEGANCE (CKD)	2000	1.025	250,000,000	256,250,000
4239	101255	SEDAN	MERCEDES BENZ	C 240 CDI AVANT GARDE AT (CBU)	2004	1.025	464,000,000	475,600,000
4240	101255	SEDAN	MERCEDES BENZ	C 240 ELEGANCE AT (CBU)	2006	1.025	479,000,000	490,975,000
4241	101255	SEDAN	MERCEDES BENZ	C 240 ELEGANCE AT (CBU)	2005	1.025	411,000,000	421,275,000
4242	101255	SEDAN	MERCEDES BENZ	C 240 ELEGANCE AT (CBU)	2004	1.025	339,000,000	347,475,000
4243	101255	SEDAN	MERCEDES BENZ	C 240 ELEGANCE AT (CBU)	2003	1.025	312,000,000	319,800,000
4244	101255	SEDAN	MERCEDES BENZ	C 240 ELEGANCE AT (CBU)	2002	1.025	297,000,000	304,425,000
4245	101255	SEDAN	MERCEDES BENZ	C 240 MT (CKD)	2004	1.025	355,000,000	363,875,000
4246	101255	SEDAN	MERCEDES BENZ	C 240 MT (CKD)	2003	1.025	231,000,000	236,775,000
4247	101255	SEDAN	MERCEDES BENZ	C 240 MT (CKD)	2002	1.025	224,000,000	229,600,000
4248	101255	SEDAN	MERCEDES BENZ	C 240 MT (CKD)	2001	1.025	220,000,000	225,500,000
4249	101255	SEDAN	MERCEDES BENZ	C 240 MT (CKD)	2000	1.025	215,000,000	220,375,000
4250	101255	SEDAN	MERCEDES BENZ	C 240 SPORT 2.6 AT	2005	1.025	334,000,000	342,350,000
4251	101255	SEDAN	MERCEDES BENZ	C 240 T AT (CBU)	2005	1.025	526,000,000	539,150,000
4252	101255	SEDAN	MERCEDES BENZ	C 240 T AT (CBU)	2004	1.025	355,000,000	363,875,000
4253	101255	SEDAN	MERCEDES BENZ	C 240 T AT (CBU)	2003	1.025	320,000,000	328,000,000
4254	101255	SEDAN	MERCEDES BENZ	C 240 T AT (CBU)	2002	1.025	309,000,000	316,725,000
4255	101255	SEDAN	MERCEDES BENZ	C 250 AT (W205) CBU	2017	1.025	809,000,000	829,225,000
4256	101255	SEDAN	MERCEDES BENZ	C 250 AT (W205) CBU	2016	1.025	769,000,000	788,225,000
4257	101255	SEDAN	MERCEDES BENZ	C 250 AT (W205) CBU	2015	1.025	731,000,000	749,275,000
4258	101255	SEDAN	MERCEDES BENZ	C 250 AT (W205) CKD	2019	1.025	791,000,000	810,775,000
4259	101255	SEDAN	MERCEDES BENZ	C 250 AT (W205) CKD	2018	1.025	752,000,000	770,800,000
4260	101255	SEDAN	MERCEDES BENZ	C 250 AT (W205) CKD	2017	1.025	715,000,000	732,875,000
4261	101255	SEDAN	MERCEDES BENZ	C 250 AT (W205) CKD	2016	1.025	680,000,000	697,000,000
4262	101255	SEDAN	MERCEDES BENZ	C 250 CGI AT (CKD)	2016	1.025	665,000,000	681,625,000
4263	101255	SEDAN	MERCEDES BENZ	C 250 CGI AT (CKD)	2015	1.025	632,000,000	647,800,000
4264	101255	SEDAN	MERCEDES BENZ	C 250 CGI AT (CKD)	2014	1.025	600,000,000	615,000,000
4265	101255	SEDAN	MERCEDES BENZ	C 250 CGI AT (CKD)	2013	1.025	570,000,000	584,250,000
4266	101255	SEDAN	MERCEDES BENZ	C 250 CGI AT (CKD)	2012	1.025	542,000,000	555,550,000
4267	101255	SEDAN	MERCEDES BENZ	C 250 CGI AT (CKD)	2011	1.025	515,000,000	527,875,000
4268	101255	SEDAN	MERCEDES BENZ	C 250 CGI AT (CKD)	2010	1.025	489,000,000	501,225,000
4269	101255	SEDAN	MERCEDES BENZ	C 250 CGI COUPE AT (CBU)	2016	1.025	801,000,000	821,025,000
4270	101255	SEDAN	MERCEDES BENZ	C 250 CGI COUPE AT (CBU)	2015	1.025	761,000,000	780,025,000
4271	101255	SEDAN	MERCEDES BENZ	C 250 CGI COUPE AT (CBU)	2014	1.025	723,000,000	741,075,000
4272	101255	SEDAN	MERCEDES BENZ	C 250 CGI COUPE AT (CBU)	2013	1.025	687,000,000	704,175,000
4273	101255	SEDAN	MERCEDES BENZ	C 250 CGI COUPE AT (CBU)	2011	1.025	653,000,000	669,325,000
4274	101255	SEDAN	MERCEDES BENZ	C 250 ESTATE AT (S204) (CBU)	2015	1.025	875,000,000	896,875,000
4275	101255	SEDAN	MERCEDES BENZ	C 250 ESTATE AT (S204) (CBU)	2014	1.025	833,000,000	853,825,000
4276	101255	SEDAN	MERCEDES BENZ	C 250 ESTATE AT (S204) (CBU)	2013	1.025	792,000,000	811,800,000
4277	101255	SEDAN	MERCEDES BENZ	C 250 ESTATE AT (S205) (CBU)	2018	1.025	945,000,000	968,625,000
4278	101255	SEDAN	MERCEDES BENZ	C 250 ESTATE AT (S205) (CBU)	2017	1.025	836,000,000	856,900,000
4279	101255	SEDAN	MERCEDES BENZ	C 250 ESTATE AT (S205) (CBU)	2016	1.025	794,000,000	813,850,000
4280	101255	SEDAN	MERCEDES BENZ	C 260 AT (CBU)	2003	1.025	415,000,000	425,375,000
4281	101255	SEDAN	MERCEDES BENZ	C 260 AT (CBU)	2002	1.025	404,000,000	414,100,000
4282	101255	SEDAN	MERCEDES BENZ	C 270 CDI AT	2004	1.025	347,000,000	355,675,000
4283	101255	SEDAN	MERCEDES BENZ	C 270 CDI AT	2003	1.025	299,000,000	306,475,000
4284	101255	SEDAN	MERCEDES BENZ	C 270 CDI AT	2002	1.025	291,000,000	298,275,000
4285	101255	SEDAN	MERCEDES BENZ	C 270 CDI AT	2001	1.025	284,000,000	291,100,000
4286	101255	SEDAN	MERCEDES BENZ	C 270 CDI AT	2000	1.025	275,000,000	281,875,000
4287	101255	SEDAN	MERCEDES BENZ	C 270 CDI AVANT GARDE AT (CKD)	2006	1.025	531,000,000	544,275,000
4288	101255	SEDAN	MERCEDES BENZ	C 270 CDI AVANT GARDE AT (CKD)	2005	1.025	451,000,000	462,275,000
4289	101255	SEDAN	MERCEDES BENZ	C 280 AT (CBU)	2009	1.025	635,000,000	650,875,000
4290	101255	SEDAN	MERCEDES BENZ	C 280 AT (CBU)	2008	1.025	572,000,000	586,300,000
4291	101255	SEDAN	MERCEDES BENZ	C 280 AT (CBU)	2007	1.025	528,000,000	541,200,000
4292	101255	SEDAN	MERCEDES BENZ	C 280 AT (CKD)	2009	1.025	576,000,000	590,400,000
4293	101255	SEDAN	MERCEDES BENZ	C 280 AT (CKD)	2008	1.025	496,000,000	508,400,000
4294	101255	SEDAN	MERCEDES BENZ	C 280 AT (CKD)	2007	1.025	458,000,000	469,450,000
4295	101255	SEDAN	MERCEDES BENZ	C 280 AT (CKD)	2006	1.025	432,000,000	442,800,000
4296	101255	SEDAN	MERCEDES BENZ	C 280 AT (CKD)	2005	1.025	394,000,000	403,850,000
4297	101255	SEDAN	MERCEDES BENZ	C 280 AVANTGARDE	2010	1.025	615,000,000	630,375,000
4298	101255	SEDAN	MERCEDES BENZ	C 280 ELEGANCE AT (CKD)	2009	1.025	603,000,000	618,075,000
4299	101255	SEDAN	MERCEDES BENZ	C 280 ELEGANCE AT (CKD)	2008	1.025	561,000,000	575,025,000
4300	101255	SEDAN	MERCEDES BENZ	C 280 ELEGANCE AT (CKD)	2007	1.025	528,000,000	541,200,000
4301	101255	SEDAN	MERCEDES BENZ	C 280 ELEGANCE AT (CKD)	2006	1.025	436,000,000	446,900,000

NO	KODING	JENIS	MERЕК	TIPE	TH BUAT	BOBOT	NJKB	DP PKB
1	2	3	4	5	6	7	8	9
4302	101255	SEDAN	MERCEDES BENZ	C 290	2003	1.025	411,000,000	421,275,000
4303	101255	SEDAN	MERCEDES BENZ	C 290	2002	1.025	401,000,000	411,025,000
4304	101255	SEDAN	MERCEDES BENZ	C 290	2001	1.025	391,000,000	400,775,000
4305	101255	SEDAN	MERCEDES BENZ	C 290	2000	1.025	380,000,000	389,500,000
4306	101255	SEDAN	MERCEDES BENZ	C 300 AT (CBU)	2012	1.025	683,000,000	700,075,000
4307	101255	SEDAN	MERCEDES BENZ	C 300 AT (CBU)	2011	1.025	669,000,000	685,725,000
4308	101255	SEDAN	MERCEDES BENZ	C 300 AT (CBU)	2010	1.025	633,000,000	648,825,000
4309	101255	SEDAN	MERCEDES BENZ	C 300 AT (CKD)	2015	1.025	718,000,000	735,950,000
4310	101255	SEDAN	MERCEDES BENZ	C 300 AT (CKD)	2014	1.025	684,000,000	701,100,000
4311	101255	SEDAN	MERCEDES BENZ	C 300 AT (CKD)	2013	1.025	669,000,000	685,725,000
4312	101255	SEDAN	MERCEDES BENZ	C 300 AT (CKD)	2012	1.025	636,000,000	651,900,000
4313	101255	SEDAN	MERCEDES BENZ	C 300 AT (CKD)	2011	1.025	593,000,000	607,825,000
4314	101255	SEDAN	MERCEDES BENZ	C 300 AT (CKD)	2010	1.025	535,000,000	548,375,000
4315	101255	SEDAN	MERCEDES BENZ	C 300 A/T (W205) CKD	2018	1.025	827,000,000	847,675,000
4316	101255	SEDAN	MERCEDES BENZ	C 300 CABRIOLET (A205) AT CBU	2019	1.025	1.187,000,000	1,216,675,000
4317	101255	SEDAN	MERCEDES BENZ	C 300 CABRIOLET (A205) AT CBU	2018	1.025	1,128,000,000	1,156,200,000
4318	101255	SEDAN	MERCEDES BENZ	C 300 COUPE (C205) A/T CBU	2019	1.025	1,088,000,000	1,115,200,000
4319	101255	SEDAN	MERCEDES BENZ	C 300 COUPE (C205) A/T CBU	2018	1.025	1,034,000,000	1,059,850,000
4320	101255	SEDAN	MERCEDES BENZ	C 300 COUPE (C205) A/T CBU	2017	1.025	983,000,000	1,007,575,000
4321	101255	SEDAN	MERCEDES BENZ	C 300 COUPE (C205) A/T CBU	2016	1.025	934,000,000	957,350,000
4322	101255	SEDAN	MERCEDES BENZ	C 300 ESTATE AT (CBU)	2012	1.025	784,000,000	803,600,000
4323	101255	SEDAN	MERCEDES BENZ	C 300 ESTATE AT (CBU)	2011	1.025	768,000,000	787,200,000
4324	101255	SEDAN	MERCEDES BENZ	C 300 ESTATE AT (CBU)	2010	1.025	706,000,000	723,650,000
4325	101255	SEDAN	MERCEDES BENZ	C 300 (W205) AT CKD	2019	1.025	863,000,000	884,575,000
4326	101255	SEDAN	MERCEDES BENZ	C 320 AT	2004	1.025	432,000,000	442,800,000
4327	101255	SEDAN	MERCEDES BENZ	C 320 AT	2003	1.025	392,000,000	401,800,000
4328	101255	SEDAN	MERCEDES BENZ	C 320 AT	2002	1.025	383,000,000	392,575,000
4329	101255	SEDAN	MERCEDES BENZ	C 320 AT	2001	1.025	373,000,000	382,325,000
4330	101255	SEDAN	MERCEDES BENZ	C 320 CDI AVANT GARDE AT (CBU)	2006	1.025	585,000,000	599,625,000
4331	101255	SEDAN	MERCEDES BENZ	C 320 CDI AVANT GARDE AT (CBU)	2005	1.025	498,000,000	510,450,000
4332	101255	SEDAN	MERCEDES BENZ	C 320 ELEGANCE	2006	1.025	781,000,000	800,525,000
4333	101255	SEDAN	MERCEDES BENZ	C 320 ELEGANCE	2005	1.025	680,000,000	697,000,000
4334	101255	SEDAN	MERCEDES BENZ	C 320i AVANT GARDE AT (CBU)	2006	1.025	614,000,000	629,350,000
4335	101255	SEDAN	MERCEDES BENZ	C 320i AVANT GARDE AT (CBU)	2005	1.025	561,000,000	575,025,000
4336	101255	SEDAN	MERCEDES BENZ	C 350 AT (CBU)	2008	1.025	716,000,000	733,900,000
4337	101255	SEDAN	MERCEDES BENZ	C 350 AT (CBU)	2007	1.025	659,000,000	675,475,000
4338	101255	SEDAN	MERCEDES BENZ	C 350 COUPE AT (C204) (CBU)	2013	1.025	1,300,000,000	1,332,500,000
4339	101255	SEDAN	MERCEDES BENZ	C 63 AMG AT (CBU)	2011	1.025	1,214,000,000	1,244,350,000
4340	101255	SEDAN	MERCEDES BENZ	C 63 AMG AT (CBU)	2010	1.025	1,095,000,000	1,122,375,000
4341	101255	SEDAN	MERCEDES BENZ	C 63 AMG AT (W204) (CBU)	2015	1.025	1,764,000,000	1,808,100,000
4342	101255	SEDAN	MERCEDES BENZ	C 63 AMG AT (W204) (CBU)	2014	1.025	1,680,000,000	1,722,000,000
4343	101255	SEDAN	MERCEDES BENZ	C 63 AMG AT (W204) (CBU)	2013	1.025	1,600,000,000	1,640,000,000
4344	101255	SEDAN	MERCEDES BENZ	C 63 AMG COUPE AT (CBU)	2015	1.025	1,874,000,000	1,920,850,000
4345	101255	SEDAN	MERCEDES BENZ	C 63 AMG COUPE AT (CBU)	2014	1.025	1,785,000,000	1,829,625,000
4346	101255	SEDAN	MERCEDES BENZ	C 63 AMG COUPE (C204) AT (CBU)	2015	1.025	1,985,000,000	2,034,625,000
4347	101255	SEDAN	MERCEDES BENZ	C 63 AMG COUPE (C204) AT (CBU)	2014	1.025	1,890,000,000	1,937,250,000
4348	101255	SEDAN	MERCEDES BENZ	C 63 AMG COUPE (C204) AT (CBU)	2013	1.025	1,800,000,000	1,845,000,000
4349	101255	SEDAN	MERCEDES BENZ	C 63 ESTATE AMG AT (CBU)	2011	1.025	1,385,000,000	1,419,625,000
4350	101255	SEDAN	MERCEDES BENZ	C 63 ESTATE AMG AT (CBU)	2010	1.025	1,250,000,000	1,281,250,000
4351	101255	SEDAN	MERCEDES BENZ	C CLASS (C.36)	2004	1.025	443,000,000	454,075,000
4352	101255	SEDAN	MERCEDES BENZ	C. CLASS (C.36) BUILT UP EKS APEC MEETING	1994	1.025	127,000,000	130,175,000
4353	101255	SEDAN	MERCEDES BENZ	C CLASS SPORT AT FACELIFT	2006	1.025	362,000,000	371,050,000
4354	101255	SEDAN	MERCEDES BENZ	C CLASS SPORT AT FACELIFT	2005	1.025	305,000,000	312,625,000
4355	101255	SEDAN	MERCEDES BENZ	C CLASS SPORT AT FACELIFT	2004	1.025	230,000,000	235,750,000
4356	101255	SEDAN	MERCEDES BENZ	CL 500	2008	1.025	2,271,000,000	2,327,775,000
4357	101255	SEDAN	MERCEDES BENZ	CL 500	2007	1.025	2,005,000,000	2,055,125,000
4358	101255	SEDAN	MERCEDES BENZ	CL 500	2006	1.025	1,161,000,000	1,190,025,000
4359	101255	SEDAN	MERCEDES BENZ	CL 500	2005	1.025	1,076,000,000	1,102,900,000
4360	101255	SEDAN	MERCEDES BENZ	CL 500	2004	1.025	909,000,000	931,725,000
4361	101255	SEDAN	MERCEDES BENZ	CL 500	2003	1.025	805,000,000	825,125,000
4362	101255	SEDAN	MERCEDES BENZ	CL 500	2002	1.025	747,000,000	765,675,000
4363	101255	SEDAN	MERCEDES BENZ	CL 500	2001	1.025	689,000,000	706,225,000
4364	101255	SEDAN	MERCEDES BENZ	CL 500	2000	1.025	662,000,000	678,550,000
4365	101255	SEDAN	MERCEDES BENZ	CL 500	1999	1.025	506,000,000	518,650,000
4366	101255	SEDAN	MERCEDES BENZ	CL 500 AT (CBU)	2015	1.025	3,087,000,000	3,164,175,000
4367	101255	SEDAN	MERCEDES BENZ	CL 500 AT (CBU)	2014	1.025	2,940,000,000	3,013,500,000
4368	101255	SEDAN	MERCEDES BENZ	CL 500 AT (CBU)	2013	1.025	2,800,000,000	2,870,000,000
4369	101255	SEDAN	MERCEDES BENZ	CL 55 AMG	2006	1.025	1,451,000,000	1,487,275,000
4370	101255	SEDAN	MERCEDES BENZ	CL 55 AMG	2005	1.025	1,320,000,000	1,353,000,000
4371	101255	SEDAN	MERCEDES BENZ	CL 55 AMG	2004	1.025	1,091,000,000	1,118,275,000
4372	101255	SEDAN	MERCEDES BENZ	CL 600	2003	1.025	1,378,000,000	1,412,450,000
4373	101255	SEDAN	MERCEDES BENZ	CL 600	2002	1.025	1,206,000,000	1,236,150,000
4374	101255	SEDAN	MERCEDES BENZ	CL 65 AMG	2007	1.025	2,221,000,000	2,276,525,000
4375	101255	SEDAN	MERCEDES BENZ	CL 65 AMG	2006	1.025	2,115,000,000	2,167,875,000
4376	101255	SEDAN	MERCEDES BENZ	CL 65 AMG	2005	1.025	2,014,000,000	2,064,350,000
4377	101255	SEDAN	MERCEDES BENZ	CLA 200 AT (C117) CBU	2019	1.025	707,000,000	724,675,000
4378	101255	SEDAN	MERCEDES BENZ	CLA 200 AT (C117) CBU	2018	1.025	672,000,000	688,800,000
4379	101255	SEDAN	MERCEDES BENZ	CLA 200 AT (C117) CBU	2017	1.025	639,000,000	654,975,000
4380	101255	SEDAN	MERCEDES BENZ	CLA 200 AT (C117) CBU	2016	1.025	608,000,000	623,200,000
4381	101255	SEDAN	MERCEDES BENZ	CLA 200 AT (C117) CBU	2015	1.025	578,000,000	592,450,000
4382	101255	SEDAN	MERCEDES BENZ	CLA 200 SHOOTING BRAKE AT (X117) CBU	2018	1.025	674,000,000	690,850,000
4383	101255	SEDAN	MERCEDES BENZ	CLA 200 SHOOTING BRAKE AT (X117) CBU	2017	1.025	674,000,000	690,850,000
4384	101255	SEDAN	MERCEDES BENZ	CLA 200 SHOOTING BRAKE AT (X117) CBU	2016	1.025	640,000,000	656,000,000
4385	101255	SEDAN	MERCEDES BENZ	CLA 45 AMG AT (C117) CBU	2017	1.025	1,034,100,000	1,059,952,500
4386	101255	SEDAN	MERCEDES BENZ	CLA 45 AMG AT (C117) CBU	2016	1.025	982,000,000	1,006,550,000
4387	101255	SEDAN	MERCEDES BENZ	CLA 45 AMG AT (C117) CBU	2015	1.025	933,000,000	956,325,000
4388	101255	SEDAN	MERCEDES BENZ	CLK 200 K AT	2006	1.025	617,000,000	632,425,000
4389	101255	SEDAN	MERCEDES BENZ	CLK 200 K AT	2005	1.025	560,000,000	574,000,000

NO	KODING	JENIS	MERЕК	TIPE	TH BUAT	BOBOT	NJKB	DP PKB
1	2	3	4	5	6	7	8	9
4390	101255	SEDAN	MERCEDES BENZ	CLK 200 KOMPRESOR ELEGANCE	2005	1.025	522,000,000	535,050,000
4391	101255	SEDAN	MERCEDES BENZ	CLK 230 AT	1999	1.025	276,000,000	282,900,000
4392	101255	SEDAN	MERCEDES BENZ	CLK 230 AT	1998	1.025	248,000,000	254,200,000
4393	101255	SEDAN	MERCEDES BENZ	CLK 230 KOMPRESOR AT	2003	1.025	403,000,000	413,075,000
4394	101255	SEDAN	MERCEDES BENZ	CLK 230 KOMPRESOR AT	2002	1.025	383,000,000	392,575,000
4395	101255	SEDAN	MERCEDES BENZ	CLK 230 KOMPRESOR AT	2001	1.025	365,000,000	374,125,000
4396	101255	SEDAN	MERCEDES BENZ	CLK 230 KOMPRESOR AT	2000	1.025	350,000,000	358,750,000
4397	101255	SEDAN	MERCEDES BENZ	CLK 230 KOMPRESOR AT	1999	1.025	285,000,000	292,125,000
4398	101255	SEDAN	MERCEDES BENZ	CLK 240 AT	2006	1.025	686,000,000	703,150,000
4399	101255	SEDAN	MERCEDES BENZ	CLK 240 AT	2005	1.025	623,000,000	638,575,000
4400	101255	SEDAN	MERCEDES BENZ	CLK 240 AVANT GARDE (CBU)	2007	1.025	674,000,000	690,850,000
4401	101255	SEDAN	MERCEDES BENZ	CLK 240 AVANT GARDE (CBU)	2006	1.025	629,000,000	644,725,000
4402	101255	SEDAN	MERCEDES BENZ	CLK 240 AVANT GARDE (CBU)	2005	1.025	556,000,000	569,900,000
4403	101255	SEDAN	MERCEDES BENZ	CLK 240 COUPE AT	2004	1.025	459,000,000	470,475,000
4404	101255	SEDAN	MERCEDES BENZ	CLK 240 COUPE AT	2003	1.025	417,000,000	427,425,000
4405	101255	SEDAN	MERCEDES BENZ	CLK 240 COUPE AT	2002	1.025	405,000,000	415,125,000
4406	101255	SEDAN	MERCEDES BENZ	CLK 240 KOMPRESSOR ELEGANCE CBU	2004	1.025	430,000,000	440,750,000
4407	101255	SEDAN	MERCEDES BENZ	CLK 240 (WDB/CBU)	2005	1.025	453,000,000	464,325,000
4408	101255	SEDAN	MERCEDES BENZ	CLK 320	2003	1.025	618,000,000	633,450,000
4409	101255	SEDAN	MERCEDES BENZ	CLK 320	2002	1.025	589,000,000	603,725,000
4410	101255	SEDAN	MERCEDES BENZ	CLK 320	2001	1.025	560,000,000	574,000,000
4411	101255	SEDAN	MERCEDES BENZ	CLK 320	2000	1.025	525,000,000	538,125,000
4412	101255	SEDAN	MERCEDES BENZ	CLK 320	1999	1.025	425,000,000	435,625,000
4413	101255	SEDAN	MERCEDES BENZ	CLK 320 (WDB/CBU)	2005	1.025	818,000,000	838,450,000
4414	101255	SEDAN	MERCEDES BENZ	CLK 55 AMG AT	2000	1.025	434,000,000	444,850,000
4415	101255	SEDAN	MERCEDES BENZ	CLK 55 (WDB/CBU)	2005	1.025	695,000,000	712,375,000
4416	101255	SEDAN	MERCEDES BENZ	CLK 600 AT	2005	1.025	2,084,000,000	2,136,100,000
4417	101255	SEDAN	MERCEDES BENZ	CLK 600 AT	2003	1.025	1,436,000,000	1,471,900,000
4418	101255	SEDAN	MERCEDES BENZ	CLS 350	2007	1.025	858,000,000	879,450,000
4419	101255	SEDAN	MERCEDES BENZ	CLS 350	2006	1.025	761,000,000	780,025,000
4420	101255	SEDAN	MERCEDES BENZ	CLS 350	2005	1.025	417,000,000	427,425,000
4421	101255	SEDAN	MERCEDES BENZ	CLS 350 AT	2008	1.025	1,179,000,000	1,208,475,000
4422	101255	SEDAN	MERCEDES BENZ	CLS 350 AT	2007	1.025	858,000,000	879,450,000
4423	101255	SEDAN	MERCEDES BENZ	CLS 350 AT	2006	1.025	761,000,000	780,025,000
4424	101255	SEDAN	MERCEDES BENZ	CLS 350 AT	2005	1.025	729,000,000	747,225,000
4425	101255	SEDAN	MERCEDES BENZ	CLS 350 AT	2004	1.025	404,000,000	414,100,000
4426	101255	SEDAN	MERCEDES BENZ	CLS 350 AUTOMATIC	2008	1.025	1,179,000,000	1,208,475,000
4427	101255	SEDAN	MERCEDES BENZ	CLS 350 AUTOMATIC	2007	1.025	858,000,000	879,450,000
4428	101255	SEDAN	MERCEDES BENZ	CLS 350 AUTOMATIC	2006	1.025	761,000,000	780,025,000
4429	101255	SEDAN	MERCEDES BENZ	CLS 350 AUTOMATIC	2005	1.025	729,000,000	747,225,000
4430	101255	SEDAN	MERCEDES BENZ	CLS 350 AUTOMATIC	2004	1.025	404,000,000	414,100,000
4431	101255	SEDAN	MERCEDES BENZ	CLS 350 (C218) AT	2012	1.025	1,198,000,000	1,227,950,000
4432	101255	SEDAN	MERCEDES BENZ	CLS 350 (C218) AT CBU	2016	1.025	1,470,000,000	1,506,750,000
4433	101255	SEDAN	MERCEDES BENZ	CLS 350 (C218) AT CBU	2015	1.025	1,397,000,000	1,431,925,000
4434	101255	SEDAN	MERCEDES BENZ	CLS 350 (C218) AT CBU	2014	1.025	1,327,000,000	1,360,175,000
4435	101255	SEDAN	MERCEDES BENZ	CLS 350 (C218) AT CBU	2013	1.025	1,261,000,000	1,292,525,000
4436	101255	SEDAN	MERCEDES BENZ	CLS 350 COUPE (C257) A/T CBU	2019	1.025	1,484,000,000	1,521,100,000
4437	101255	SEDAN	MERCEDES BENZ	CLS 350 SHOOTING BRAKE AT (X218) (CBU)	2016	1.025	1,469,700,000	1,506,442,500
4438	101255	SEDAN	MERCEDES BENZ	CLS 350 SHOOTING BRAKE AT (X218) (CBU)	2015	1.025	1,396,000,000	1,430,900,000
4439	101255	SEDAN	MERCEDES BENZ	CLS 350 SHOOTING BRAKE AT (X218) (CBU)	2014	1.025	1,326,000,000	1,359,150,000
4440	101255	SEDAN	MERCEDES BENZ	CLS 350 SHOOTING BRAKE AT (X218) (CBU)	2013	1.025	1,259,000,000	1,290,475,000
4441	101255	SEDAN	MERCEDES BENZ	CLS 350 (WDD/CBU)	2005	1.025	810,000,000	830,250,000
4442	101255	SEDAN	MERCEDES BENZ	CLS 3.5L AT (WDD/CBU)	2005	1.025	833,000,000	853,825,000
4443	101255	SEDAN	MERCEDES BENZ	CLS 400 AT (C218) CBU	2019	1.025	1,394,000,000	1,428,850,000
4444	101255	SEDAN	MERCEDES BENZ	CLS 400 AT (C218) CBU	2018	1.025	1,325,000,000	1,358,125,000
4445	101255	SEDAN	MERCEDES BENZ	CLS 400 AT (C218) CBU	2017	1.025	1,259,000,000	1,290,475,000
4446	101255	SEDAN	MERCEDES BENZ	CLS 400 AT (C218) CBU	2016	1.025	1,197,000,000	1,226,925,000
4447	101255	SEDAN	MERCEDES BENZ	CLS 400 AT (C218) CBU	2015	1.025	1,138,000,000	1,166,450,000
4448	101255	SEDAN	MERCEDES BENZ	CLS 500 AT (WDD/CBU)	2004	1.025	576,000,000	590,400,000
4449	101255	SEDAN	MERCEDES BENZ	CLS 500 AUTOMATIC	2007	1.025	1,055,000,000	1,081,375,000
4450	101255	SEDAN	MERCEDES BENZ	CLS 500 AUTOMATIC	2006	1.025	936,000,000	959,400,000
4451	101255	SEDAN	MERCEDES BENZ	CLS 500 AUTOMATIC	2005	1.025	850,000,000	871,250,000
4452	101255	SEDAN	MERCEDES BENZ	CLS 500 (WDD/CBU)	2007	1.025	1,055,000,000	1,081,375,000
4453	101255	SEDAN	MERCEDES BENZ	CLS 500 (WDD/CBU)	2006	1.025	936,000,000	959,400,000
4454	101255	SEDAN	MERCEDES BENZ	CLS 500 (WDD/CBU)	2005	1.025	850,000,000	871,250,000
4455	101255	SEDAN	MERCEDES BENZ	CLS 5.0L AT (WDD/CBU)	2005	1.025	946,000,000	969,650,000
4456	101255	SEDAN	MERCEDES BENZ	CLS 5.5L AT (WDD/CBU)	2005	1.025	1,080,000,000	1,107,000,000
4457	101255	SEDAN	MERCEDES BENZ	CLS 55 (WDD/CBU)	2005	1.025	1,013,000,000	1,038,325,000
4458	101255	SEDAN	MERCEDES BENZ	CLS 63 AMG AT (CBU)	2017	1.025	2,100,000,000	2,152,500,000
4459	101255	SEDAN	MERCEDES BENZ	CLS 63 AMG AT (CBU)	2016	1.025	1,995,000,000	2,044,875,000
4460	101255	SEDAN	MERCEDES BENZ	CLS 63 AMG AT (CBU)	2015	1.025	1,895,000,000	1,942,375,000
4461	101255	SEDAN	MERCEDES BENZ	CLS 63 AMG AT (CBU)	2014	1.025	1,800,000,000	1,845,000,000
4462	101255	SEDAN	MERCEDES BENZ	CLS 63 AMG AT (CBU)	2013	1.025	1,710,000,000	1,752,750,000
4463	101255	SEDAN	MERCEDES BENZ	E 200, 2000cc	1994	1.025	110,000,000	112,750,000
4464	101255	SEDAN	MERCEDES BENZ	E 200 AT CKD	2016	1.025	763,000,000	782,075,000
4465	101255	SEDAN	MERCEDES BENZ	E 200 AT CKD	2015	1.025	725,000,000	743,125,000
4466	101255	SEDAN	MERCEDES BENZ	E 200 AT CKD	2014	1.025	689,000,000	706,225,000
4467	101255	SEDAN	MERCEDES BENZ	E 200 AT (W213) CKD	2019	1.025	908,000,000	930,700,000
4468	101255	SEDAN	MERCEDES BENZ	E 200 AT (W213) CKD	2018	1.025	863,000,000	884,575,000
4469	101255	SEDAN	MERCEDES BENZ	E 200 CGI AT (CBU)	2012	1.025	774,000,000	793,350,000
4470	101255	SEDAN	MERCEDES BENZ	E 200 CGI AT (CBU)	2011	1.025	773,000,000	792,325,000
4471	101255	SEDAN	MERCEDES BENZ	E 200 CGI AT (CBU)	2010	1.025	697,000,000	714,425,000
4472	101255	SEDAN	MERCEDES BENZ	E 200 CGI AT (CKD)	2013	1.025	755,000,000	773,875,000
4473	101255	SEDAN	MERCEDES BENZ	E 200 CGI AT (CKD)	2012	1.025	720,000,000	738,000,000
4474	101255	SEDAN	MERCEDES BENZ	E 200 CGI AT (CKD)	2011	1.025	719,000,000	736,975,000
4475	101255	SEDAN	MERCEDES BENZ	E 200 CGI AT (CKD)	2010	1.025	649,000,000	665,225,000
4476	101255	SEDAN	MERCEDES BENZ	E 200 CGI COUPE AT (CBU)	2015	1.025	1,041,000,000	1,067,025,000
4477	101255	SEDAN	MERCEDES BENZ	E 200 CGI COUPE AT (CBU)	2014	1.025	991,000,000	1,015,775,000

NO	KODING	JENIS	MERЕК	TIPE	TH BUAT	BOBOT	NJKB	DP PKB
1	2	3	4	5	6	7	8	9
4478	101255	SEDAN	MERCEDES BENZ	E 200 CGI COUPE AT (CBU)	2013	1.025	945,000,000	968,625,000
4479	101255	SEDAN	MERCEDES BENZ	E 200 COUPE AT (C207) CBU	2016	1.025	854,000,000	875,350,000
4480	101255	SEDAN	MERCEDES BENZ	E 200 K AT	2008	1.025	558,000,000	571,950,000
4481	101255	SEDAN	MERCEDES BENZ	E 200 K AT	2007	1.025	519,000,000	531,975,000
4482	101255	SEDAN	MERCEDES BENZ	E 200 K AT	2006	1.025	472,000,000	483,800,000
4483	101255	SEDAN	MERCEDES BENZ	E 200 K AT	2005	1.025	407,000,000	417,175,000
4484	101255	SEDAN	MERCEDES BENZ	E 200 K AT	2004	1.025	337,000,000	345,425,000
4485	101255	SEDAN	MERCEDES BENZ	E 200 K AT	2003	1.025	303,000,000	310,575,000
4486	101255	SEDAN	MERCEDES BENZ	E 200 K AT (CKD)	2005	1.025	407,000,000	417,175,000
4487	101255	SEDAN	MERCEDES BENZ	E 200 K AT (CKD)	2004	1.025	337,000,000	345,425,000
4488	101255	SEDAN	MERCEDES BENZ	E 200 K AT (CKD)	2003	1.025	303,000,000	310,575,000
4489	101255	SEDAN	MERCEDES BENZ	E 200 K AT (FL)	2010	1.025	683,000,000	700,075,000
4490	101255	SEDAN	MERCEDES BENZ	E 200 K AT (FL)	2009	1.025	671,000,000	687,775,000
4491	101255	SEDAN	MERCEDES BENZ	E 200 K AT (FL)	2008	1.025	577,000,000	591,425,000
4492	101255	SEDAN	MERCEDES BENZ	E 200 K AT (FL)	2007	1.025	532,000,000	545,300,000
4493	101255	SEDAN	MERCEDES BENZ	E 200 KOMPRESOR CLASSIC CKD	2005	1.025	459,000,000	470,475,000
4494	101255	SEDAN	MERCEDES BENZ	E 200 T	1994	1.025	91,000,000	93,275,000
4495	101255	SEDAN	MERCEDES BENZ	E 220 AT	1997	1.025	123,000,000	126,075,000
4496	101255	SEDAN	MERCEDES BENZ	E 220 AT	1996	1.025	118,000,000	120,950,000
4497	101255	SEDAN	MERCEDES BENZ	E 220 AT	1995	1.025	100,000,000	102,500,000
4498	101255	SEDAN	MERCEDES BENZ	E 220 MT	1997	1.025	127,000,000	130,175,000
4499	101255	SEDAN	MERCEDES BENZ	E 220 MT	1996	1.025	122,000,000	125,050,000
4500	101255	SEDAN	MERCEDES BENZ	E 220 MT	1995	1.025	106,000,000	108,650,000
4501	101255	SEDAN	MERCEDES BENZ	E 220 MT	1994	1.025	99,000,000	101,475,000
4502	101255	SEDAN	MERCEDES BENZ	E 230 (ABS) MT	1998	1.025	197,000,000	201,925,000
4503	101255	SEDAN	MERCEDES BENZ	E 230 (ABS) MT	1997	1.025	177,000,000	181,425,000
4504	101255	SEDAN	MERCEDES BENZ	E 230 (ABS) MT	1996	1.025	160,000,000	164,000,000
4505	101255	SEDAN	MERCEDES BENZ	E 230 (ABS) MT	1995	1.025	143,000,000	146,575,000
4506	101255	SEDAN	MERCEDES BENZ	E 230 (ABS) MT	1994	1.025	129,000,000	132,225,000
4507	101255	SEDAN	MERCEDES BENZ	E 230 (ABS) MT	1993	1.025	116,000,000	118,900,000
4508	101255	SEDAN	MERCEDES BENZ	E 230 CLASSIC AT	2003	1.025	338,000,000	346,450,000
4509	101255	SEDAN	MERCEDES BENZ	E 230 CLASSIC AT	2002	1.025	302,000,000	309,550,000
4510	101255	SEDAN	MERCEDES BENZ	E 230 CLASSIC AT	2001	1.025	281,000,000	288,025,000
4511	101255	SEDAN	MERCEDES BENZ	E 230 CLASSIC AT	2000	1.025	260,000,000	266,500,000
4512	101255	SEDAN	MERCEDES BENZ	E 230 CLASSIC AT	1999	1.025	205,000,000	210,125,000
4513	101255	SEDAN	MERCEDES BENZ	E 230 CLASSIC AT	1998	1.025	200,000,000	205,000,000
4514	101255	SEDAN	MERCEDES BENZ	E 230 CLASSIC AT	1997	1.025	180,000,000	184,500,000
4515	101255	SEDAN	MERCEDES BENZ	E 230 CLASSIC AT	1996	1.025	160,000,000	164,000,000
4516	101255	SEDAN	MERCEDES BENZ	E 230 CLASSIC MT	2003	1.025	329,000,000	337,225,000
4517	101255	SEDAN	MERCEDES BENZ	E 230 CLASSIC MT	2002	1.025	293,000,000	300,325,000
4518	101255	SEDAN	MERCEDES BENZ	E 230 CLASSIC MT	2001	1.025	267,000,000	273,675,000
4519	101255	SEDAN	MERCEDES BENZ	E 230 CLASSIC MT	2000	1.025	251,000,000	257,275,000
4520	101255	SEDAN	MERCEDES BENZ	E 230 CLASSIC MT	1999	1.025	205,000,000	210,125,000
4521	101255	SEDAN	MERCEDES BENZ	E 230 CLASSIC MT	1998	1.025	197,000,000	201,925,000
4522	101255	SEDAN	MERCEDES BENZ	E 230 CLASSIC MT	1997	1.025	177,000,000	181,425,000
4523	101255	SEDAN	MERCEDES BENZ	E 230 CLASSIC MT	1996	1.025	160,000,000	164,000,000
4524	101255	SEDAN	MERCEDES BENZ	E 230 MT	1996	1.025	160,000,000	164,000,000
4525	101255	SEDAN	MERCEDES BENZ	E 240 AT	2006	1.025	533,000,000	546,325,000
4526	101255	SEDAN	MERCEDES BENZ	E 240 AT	2005	1.025	500,000,000	512,500,000
4527	101255	SEDAN	MERCEDES BENZ	E 240 AT	2004	1.025	475,000,000	486,875,000
4528	101255	SEDAN	MERCEDES BENZ	E 240 AT	2003	1.025	451,000,000	462,275,000
4529	101255	SEDAN	MERCEDES BENZ	E 240 CLASSIC MT	2006	1.025	451,000,000	462,275,000
4530	101255	SEDAN	MERCEDES BENZ	E 240 CLASSIC MT	2005	1.025	406,000,000	416,150,000
4531	101255	SEDAN	MERCEDES BENZ	E 240 CLASSIC MT	2004	1.025	345,000,000	353,625,000
4532	101255	SEDAN	MERCEDES BENZ	E 240 CLASSIC MT	2003	1.025	319,000,000	326,975,000
4533	101255	SEDAN	MERCEDES BENZ	E 240 CLASSIC MT	2002	1.025	279,000,000	285,975,000
4534	101255	SEDAN	MERCEDES BENZ	E 240 CLASSIC MT	2001	1.025	274,000,000	280,850,000
4535	101255	SEDAN	MERCEDES BENZ	E 240 CLASSIC MT	2000	1.025	257,000,000	263,425,000
4536	101255	SEDAN	MERCEDES BENZ	E 240 ELEGANCE AT	2005	1.025	542,000,000	504,300,000
4537	101255	SEDAN	MERCEDES BENZ	E 240 ELEGANCE AT	2004	1.025	400,000,000	410,000,000
4538	101255	SEDAN	MERCEDES BENZ	E 240 ELEGANCE AT	2003	1.025	350,000,000	358,750,000
4539	101255	SEDAN	MERCEDES BENZ	E 240 ELEGANCE AT	2002	1.025	321,000,000	329,025,000
4540	101255	SEDAN	MERCEDES BENZ	E 240 ELEGANCE AT	2001	1.025	311,000,000	318,775,000
4541	101255	SEDAN	MERCEDES BENZ	E 240 ELEGANCE AT	2000	1.025	301,000,000	308,525,000
4542	101255	SEDAN	MERCEDES BENZ	E 240 ELEGANCE AT (CBU)	2006	1.025	572,000,000	586,300,000
4543	101255	SEDAN	MERCEDES BENZ	E 240 ELEGANCE AT (CBU)	2005	1.025	500,000,000	512,500,000
4544	101255	SEDAN	MERCEDES BENZ	E 240 ELEGANCE AT (CKD)	2007	1.025	547,000,000	560,675,000
4545	101255	SEDAN	MERCEDES BENZ	E 240 ELEGANCE AT (CKD)	2006	1.025	512,000,000	524,800,000
4546	101255	SEDAN	MERCEDES BENZ	E 240 ELEGANCE AT (CKD)	2005	1.025	433,000,000	443,825,000
4547	101255	SEDAN	MERCEDES BENZ	E 240 (WDB/CBU)	2005	1.025	466,000,000	477,650,000
4548	101255	SEDAN	MERCEDES BENZ	E 250 AT CKD	2016	1.025	939,000,000	962,475,000
4549	101255	SEDAN	MERCEDES BENZ	E 250 AT CKD	2015	1.025	892,000,000	914,300,000
4550	101255	SEDAN	MERCEDES BENZ	E 250 AT CKD	2014	1.025	847,000,000	868,175,000
4551	101255	SEDAN	MERCEDES BENZ	E 250 A/T (W213) CBU	2019	1.025	1,061,000,000	1,087,525,000
4552	101255	SEDAN	MERCEDES BENZ	E 250 A/T (W213) CBU	2018	1.025	1,008,000,000	1,033,200,000
4553	101255	SEDAN	MERCEDES BENZ	E 250 A/T (W213) CBU	2017	1.025	958,000,000	981,950,000
4554	101255	SEDAN	MERCEDES BENZ	E 250 AT (W213) CKD	2019	1.025	1,061,000,000	1,087,525,000
4555	101255	SEDAN	MERCEDES BENZ	E 250 AT (W213) CKD	2018	1.025	1,008,000,000	1,033,200,000
4556	101255	SEDAN	MERCEDES BENZ	E 250 CABRIO AT (A207) CBU	2016	1.025	1,229,000,000	1,259,725,000
4557	101255	SEDAN	MERCEDES BENZ	E 250 CABRIO AT (A207) CBU	2015	1.025	1,168,000,000	1,197,200,000
4558	101255	SEDAN	MERCEDES BENZ	E 250 CABRIO AT (A207) CBU	2014	1.025	1,100,000,000	1,127,500,000
4559	101255	SEDAN	MERCEDES BENZ	E 250 CDI AT CKD	2016	1.025	842,000,000	863,050,000
4560	101255	SEDAN	MERCEDES BENZ	E 250 CDI AT CKD	2015	1.025	800,000,000	820,000,000
4561	101255	SEDAN	MERCEDES BENZ	E 250 CDI AT CKD	2014	1.025	760,000,000	779,000,000
4562	101255	SEDAN	MERCEDES BENZ	E 250 CGI AT (CBU)	2013	1.025	847,000,000	868,175,000
4563	101255	SEDAN	MERCEDES BENZ	E 250 CGI AT (CBU)	2012	1.025	836,000,000	856,900,000
4564	101255	SEDAN	MERCEDES BENZ	E 250 CGI AT (CBU)	2011	1.025	819,000,000	839,475,000
4565	101255	SEDAN	MERCEDES BENZ	E 250 CGI AT (CBU)	2010	1.025	787,000,000	806,675,000

NO	KODING	JENIS	MERЕК	TIPE	TH BUAT	BOBOT	NJKB	DP PKB
1	2	3	4	5	6	7	8	9
4566	101255	SEDAN	MERCEDES BENZ	E 250 CGI AT (CKD)	2013	1.025	760,000,000	779,000,000
4567	101255	SEDAN	MERCEDES BENZ	E 250 CGI AT (CKD)	2012	1.025	722,000,000	740,050,000
4568	101255	SEDAN	MERCEDES BENZ	E 250 CGI AT (CKD)	2011	1.025	687,000,000	704,175,000
4569	101255	SEDAN	MERCEDES BENZ	E 250 CGI AT (CKD)	2010	1.025	654,000,000	670,350,000
4570	101255	SEDAN	MERCEDES BENZ	E 250 CGI CABRIOLET AT (CBU)	2015	1.025	1,147,000,000	1,175,675,000
4571	101255	SEDAN	MERCEDES BENZ	E 250 CGI CABRIOLET AT (CBU)	2014	1.025	1,092,000,000	1,119,300,000
4572	101255	SEDAN	MERCEDES BENZ	E 250 CGI CABRIOLET AT (CBU)	2013	1.025	1,040,000,000	1,066,000,000
4573	101255	SEDAN	MERCEDES BENZ	E 250 CGI CABRIOLET AT (CBU)	2012	1.025	990,000,000	1,014,750,000
4574	101255	SEDAN	MERCEDES BENZ	E 250 CGI CABRIOLET AT (CBU)	2011	1.025	989,000,000	1,013,725,000
4575	101255	SEDAN	MERCEDES BENZ	E 250 CGI CABRIOLET AT (CBU)	2010	1.025	893,000,000	915,325,000
4576	101255	SEDAN	MERCEDES BENZ	E 250 CGI COUPE AT (CBU)	2011	1.025	1,061,000,000	1,087,525,000
4577	101255	SEDAN	MERCEDES BENZ	E 250 CGI ESTATE AT (CBU)	2013	1.025	964,000,000	988,100,000
4578	101255	SEDAN	MERCEDES BENZ	E 250 CGI ESTATE AT (CBU)	2012	1.025	918,000,000	940,950,000
4579	101255	SEDAN	MERCEDES BENZ	E 250 CGI ESTATE AT (CBU)	2011	1.025	917,000,000	939,925,000
4580	101255	SEDAN	MERCEDES BENZ	E 250 CGI ESTATE AT (CBU)	2010	1.025	827,000,000	847,675,000
4581	101255	SEDAN	MERCEDES BENZ	E 250 COUPE AT (C207) (CBU)	2016	1.025	1,161,000,000	1,190,025,000
4582	101255	SEDAN	MERCEDES BENZ	E 250 COUPE AT (C207) (CBU)	2015	1.025	1,103,000,000	1,130,575,000
4583	101255	SEDAN	MERCEDES BENZ	E 250 COUPE AT (C207) (CBU)	2014	1.025	1,048,000,000	1,074,200,000
4584	101255	SEDAN	MERCEDES BENZ	E 250 COUPE AT (CBU)	2015	1.025	1,100,000,000	1,127,500,000
4585	101255	SEDAN	MERCEDES BENZ	E 250 COUPE AT (CBU)	2014	1.025	1,078,000,000	1,104,950,000
4586	101255	SEDAN	MERCEDES BENZ	E 250 COUPE AT (CBU)	2013	1.025	1,057,000,000	1,083,425,000
4587	101255	SEDAN	MERCEDES BENZ	E 250 COUPE AT (CBU)	2012	1.025	1,036,000,000	1,061,900,000
4588	101255	SEDAN	MERCEDES BENZ	E 250 COUPE AT (CBU)	2011	1.025	1,016,000,000	1,041,400,000
4589	101255	SEDAN	MERCEDES BENZ	E 250 COUPE AT (CBU)	2010	1.025	996,000,000	1,020,900,000
4590	101255	SEDAN	MERCEDES BENZ	E 250 ESTATE AT (S212) CBU	2016	1.025	1,079,000,000	1,105,975,000
4591	101255	SEDAN	MERCEDES BENZ	E 260 AT (CBU)	2007	1.025	593,000,000	607,825,000
4592	101255	SEDAN	MERCEDES BENZ	E 260 AT (CBU)	2006	1.025	554,000,000	567,850,000
4593	101255	SEDAN	MERCEDES BENZ	E 260 AT (CBU)	2005	1.025	517,000,000	529,925,000
4594	101255	SEDAN	MERCEDES BENZ	E 260 AT (CBU)	2004	1.025	439,000,000	449,975,000
4595	101255	SEDAN	MERCEDES BENZ	E 260 AT (CBU)	2003	1.025	406,000,000	416,150,000
4596	101255	SEDAN	MERCEDES BENZ	E 260 AT (CBU)	2002	1.025	397,000,000	406,925,000
4597	101255	SEDAN	MERCEDES BENZ	E 260 AT (CBU)	2001	1.025	330,000,000	338,250,000
4598	101255	SEDAN	MERCEDES BENZ	E 260 CLASSIC MT (CBU)	2005	1.025	390,000,000	399,750,000
4599	101255	SEDAN	MERCEDES BENZ	E 260 CLASSIC MT (CKD)	2006	1.025	430,000,000	440,750,000
4600	101255	SEDAN	MERCEDES BENZ	E 260 CLASSIC MT (CKD)	2005	1.025	367,000,000	376,175,000
4601	101255	SEDAN	MERCEDES BENZ	E 260 ELEGANCE (CBU)	2004	1.025	464,000,000	475,600,000
4602	101255	SEDAN	MERCEDES BENZ	E 260 ELEGANCE (CKD)	2006	1.025	566,000,000	580,150,000
4603	101255	SEDAN	MERCEDES BENZ	E 260 ELEGANCE (CKD)	2005	1.025	522,000,000	535,050,000
4604	101255	SEDAN	MERCEDES BENZ	E 260 ELEGANCE (CKD)	2004	1.025	426,000,000	436,650,000
4605	101255	SEDAN	MERCEDES BENZ	E 280 AT (FL)	2009	1.025	793,000,000	812,825,000
4606	101255	SEDAN	MERCEDES BENZ	E 280 AT (FL)	2008	1.025	684,000,000	701,100,000
4607	101255	SEDAN	MERCEDES BENZ	E 280 AT (FL)	2007	1.025	637,000,000	652,925,000
4608	101255	SEDAN	MERCEDES BENZ	E 280 AUTOMATIC	2008	1.025	615,000,000	630,375,000
4609	101255	SEDAN	MERCEDES BENZ	E 280 AUTOMATIC	2007	1.025	574,000,000	588,350,000
4610	101255	SEDAN	MERCEDES BENZ	E 280 AUTOMATIC	2006	1.025	528,000,000	541,200,000
4611	101255	SEDAN	MERCEDES BENZ	E 280 AUTOMATIC	2005	1.025	503,000,000	515,575,000
4612	101255	SEDAN	MERCEDES BENZ	E 280 AUTOMATIC	2004	1.025	437,000,000	447,925,000
4613	101255	SEDAN	MERCEDES BENZ	E 280 AUTOMATIC	2003	1.025	388,000,000	397,700,000
4614	101255	SEDAN	MERCEDES BENZ	E 280 AUTOMATIC	2002	1.025	379,000,000	388,475,000
4615	101255	SEDAN	MERCEDES BENZ	E 280 AUTOMATIC	2001	1.025	353,000,000	361,825,000
4616	101255	SEDAN	MERCEDES BENZ	E 280 ELEGANCE (CKD)	2009	1.025	714,000,000	731,850,000
4617	101255	SEDAN	MERCEDES BENZ	E 280 ELEGANCE (CKD)	2008	1.025	684,000,000	701,100,000
4618	101255	SEDAN	MERCEDES BENZ	E 280 ELEGANCE (CKD)	2007	1.025	637,000,000	652,925,000
4619	101255	SEDAN	MERCEDES BENZ	E 280 ELEGANCE (CKD)	2006	1.025	587,000,000	601,675,000
4620	101255	SEDAN	MERCEDES BENZ	E 280 ELEGANCE (CKD)	2005	1.025	506,000,000	518,650,000
4621	101255	SEDAN	MERCEDES BENZ	E 280 T	1994	1.025	94,000,000	96,350,000
4622	101255	SEDAN	MERCEDES BENZ	E 280 T	1993	1.025	89,000,000	91,225,000
4623	101255	SEDAN	MERCEDES BENZ	E 280 T	1992	1.025	82,000,000	84,050,000
4624	101255	SEDAN	MERCEDES BENZ	E 280 (WDB/CBU)	2006	1.025	609,000,000	624,225,000
4625	101255	SEDAN	MERCEDES BENZ	E 280 (WDB/CBU)	2005	1.025	529,000,000	542,225,000
4626	101255	SEDAN	MERCEDES BENZ	E 300 4 PINTU MT	1994	1.025	109,000,000	111,725,000
4627	101255	SEDAN	MERCEDES BENZ	E 300 4 PINTU MT	1993	1.025	101,000,000	103,525,000
4628	101255	SEDAN	MERCEDES BENZ	E 300 AT (CBU)	2012	1.025	980,000,000	1,004,500,000
4629	101255	SEDAN	MERCEDES BENZ	E 300 AT (CBU)	2011	1.025	950,000,000	973,750,000
4630	101255	SEDAN	MERCEDES BENZ	E 300 AT (CBU)	2010	1.025	858,000,000	879,450,000
4631	101255	SEDAN	MERCEDES BENZ	E 300 AT (CKD)	2015	1.025	1,083,000,000	1,110,075,000
4632	101255	SEDAN	MERCEDES BENZ	E 300 AT (CKD)	2014	1.025	1,031,000,000	1,056,775,000
4633	101255	SEDAN	MERCEDES BENZ	E 300 AT (CKD)	2013	1.025	983,000,000	1,007,575,000
4634	101255	SEDAN	MERCEDES BENZ	E 300 AT (CKD)	2012	1.025	891,000,000	913,275,000
4635	101255	SEDAN	MERCEDES BENZ	E 300 AT (CKD)	2011	1.025	890,000,000	912,250,000
4636	101255	SEDAN	MERCEDES BENZ	E 300 AT (CKD)	2010	1.025	804,000,000	824,100,000
4637	101255	SEDAN	MERCEDES BENZ	E 300 A/T (W213) CBU	2019	1.025	1,241,000,000	1,272,025,000
4638	101255	SEDAN	MERCEDES BENZ	E 300 A/T (W213) CBU	2018	1.025	1,179,000,000	1,208,475,000
4639	101255	SEDAN	MERCEDES BENZ	E 300 A/T (W213) CBU	2017	1.025	1,121,000,000	1,149,025,000
4640	101255	SEDAN	MERCEDES BENZ	E 300 A/T (W213) CKD	2019	1.025	1,241,000,000	1,272,025,000
4641	101255	SEDAN	MERCEDES BENZ	E 300 A/T (W213) CKD	2018	1.025	1,179,000,000	1,208,475,000
4642	101255	SEDAN	MERCEDES BENZ	E 300 (CBU)	2010	1.025	858,000,000	879,450,000
4643	101255	SEDAN	MERCEDES BENZ	E 300 COUPE A/T (C238) CBU	2019	1.025	1,421,000,000	1,456,525,000
4644	101255	SEDAN	MERCEDES BENZ	E 300 COUPE A/T (C238) CBU	2018	1.025	1,350,000,000	1,383,750,000
4645	101255	SEDAN	MERCEDES BENZ	E 300 - ELEGANCE	2012	1.025	922,000,000	945,050,000
4646	101255	SEDAN	MERCEDES BENZ	E 300 - ELEGANCE	2011	1.025	904,000,000	926,600,000
4647	101255	SEDAN	MERCEDES BENZ	E 300 - ELEGANCE	2010	1.025	832,000,000	852,800,000
4648	101255	SEDAN	MERCEDES BENZ	E 300 SPC AT	1994	1.025	119,000,000	121,975,000
4649	101255	SEDAN	MERCEDES BENZ	E 300 SPC AT	1993	1.025	111,000,000	113,775,000
4650	101255	SEDAN	MERCEDES BENZ	E 320 AT	1998	1.025	193,000,000	197,825,000
4651	101255	SEDAN	MERCEDES BENZ	E 320 AT	1997	1.025	165,000,000	169,125,000
4652	101255	SEDAN	MERCEDES BENZ	E 320 AT	1996	1.025	139,000,000	142,475,000
4653	101255	SEDAN	MERCEDES BENZ	E 320 AT	1995	1.025	120,000,000	123,000,000

NO	KODING	JENIS	MERЕК	TIPE	TH BUAT	BOBOT	NJKB	DP PKB
1	2	3	4	5	6	7	8	9
4654	101255	SEDAN	MERCEDES BENZ	E 320 AT	1994	1.025	115,000,000	117,875,000
4655	101255	SEDAN	MERCEDES BENZ	E 320 AT	1993	1.025	110,000,000	112,750,000
4656	101255	SEDAN	MERCEDES BENZ	E 320 - AVANT GARDE AT	2004	1.025	727,000,000	745,175,000
4657	101255	SEDAN	MERCEDES BENZ	E 320 - ELEGANCE AT	2006	1.025	551,000,000	564,775,000
4658	101255	SEDAN	MERCEDES BENZ	E 320 - ELEGANCE AT	2005	1.025	519,000,000	531,975,000
4659	101255	SEDAN	MERCEDES BENZ	E 320 - ELEGANCE AT	2004	1.025	439,000,000	449,975,000
4660	101255	SEDAN	MERCEDES BENZ	E 320 - ELEGANCE AT	2003	1.025	401,000,000	411,025,000
4661	101255	SEDAN	MERCEDES BENZ	E 320 - ELEGANCE AT	2002	1.025	370,000,000	379,250,000
4662	101255	SEDAN	MERCEDES BENZ	E 320 - ELEGANCE AT	2001	1.025	357,000,000	365,925,000
4663	101255	SEDAN	MERCEDES BENZ	E 320 - ELEGANCE AT	2000	1.025	341,000,000	349,525,000
4664	101255	SEDAN	MERCEDES BENZ	E 320 - ELEGANCE AT	1999	1.025	306,000,000	313,650,000
4665	101255	SEDAN	MERCEDES BENZ	E 320 - ELEGANCE AT	1998	1.025	292,000,000	299,300,000
4666	101255	SEDAN	MERCEDES BENZ	E 320 - ELEGANCE AT	1997	1.025	261,000,000	267,525,000
4667	101255	SEDAN	MERCEDES BENZ	E 320 - ELEGANCE AT	1996	1.025	213,000,000	218,325,000
4668	101255	SEDAN	MERCEDES BENZ	E 320 - ELEGANCE AT	1995	1.025	190,000,000	194,750,000
4669	101255	SEDAN	MERCEDES BENZ	E 320 - ELEGANCE AT	1994	1.025	173,000,000	177,325,000
4670	101255	SEDAN	MERCEDES BENZ	E 320 - ELEGANCE AT	1993	1.025	155,000,000	158,875,000
4671	101255	SEDAN	MERCEDES BENZ	E 320 - ELEGANCE AT CBU	2006	1.025	677,000,000	693,925,000
4672	101255	SEDAN	MERCEDES BENZ	E 320 - ELEGANCE AT CBU	2005	1.025	594,000,000	608,850,000
4673	101255	SEDAN	MERCEDES BENZ	E 320 MT	1998	1.025	186,000,000	190,650,000
4674	101255	SEDAN	MERCEDES BENZ	E 320 MT	1997	1.025	158,000,000	161,950,000
4675	101255	SEDAN	MERCEDES BENZ	E 320 MT	1996	1.025	128,000,000	131,200,000
4676	101255	SEDAN	MERCEDES BENZ	E 320 MT	1995	1.025	115,000,000	117,875,000
4677	101255	SEDAN	MERCEDES BENZ	E 320 MT	1994	1.025	99,000,000	101,475,000
4678	101255	SEDAN	MERCEDES BENZ	E 320 MT	1993	1.025	94,000,000	96,350,000
4679	101255	SEDAN	MERCEDES BENZ	E 320 RHD AT	1999	1.025	279,000,000	285,975,000
4680	101255	SEDAN	MERCEDES BENZ	E 320 SPORTY	1996	1.025	213,000,000	218,325,000
4681	101255	SEDAN	MERCEDES BENZ	E 320 - V6 ELEGANCE AT	2003	1.025	499,000,000	511,475,000
4682	101255	SEDAN	MERCEDES BENZ	E 320 - V6 ELEGANCE AT	2002	1.025	466,000,000	477,650,000
4683	101255	SEDAN	MERCEDES BENZ	E 320 - V6 ELEGANCE AT	2001	1.025	430,000,000	440,750,000
4684	101255	SEDAN	MERCEDES BENZ	E 320 - V6 ELEGANCE AT	2000	1.025	390,000,000	399,750,000
4685	101255	SEDAN	MERCEDES BENZ	E 320 - V6 ELEGANCE AT	1999	1.025	315,000,000	322,875,000
4686	101255	SEDAN	MERCEDES BENZ	E 320 - V6 ELEGANCE AT	1998	1.025	300,000,000	307,500,000
4687	101255	SEDAN	MERCEDES BENZ	E 350 AT (CBU)	2015	1.025	1,408,000,000	1,443,200,000
4688	101255	SEDAN	MERCEDES BENZ	E 350 AT (CBU)	2014	1.025	1,341,000,000	1,374,525,000
4689	101255	SEDAN	MERCEDES BENZ	E 350 AT (CBU)	2013	1.025	1,276,000,000	1,307,900,000
4690	101255	SEDAN	MERCEDES BENZ	E 350 AT (CBU)	2012	1.025	1,215,000,000	1,245,375,000
4691	101255	SEDAN	MERCEDES BENZ	E 350 AT (CBU)	2011	1.025	1,214,000,000	1,244,350,000
4692	101255	SEDAN	MERCEDES BENZ	E 350 AT (CBU)	2010	1.025	1,095,000,000	1,122,375,000
4693	101255	SEDAN	MERCEDES BENZ	E 350 CABRIOLET AT (CBU)	2015	1.025	1,512,000,000	1,549,800,000
4694	101255	SEDAN	MERCEDES BENZ	E 350 CABRIOLET AT (CBU)	2014	1.025	1,440,000,000	1,476,000,000
4695	101255	SEDAN	MERCEDES BENZ	E 350 CABRIOLET AT (CBU)	2013	1.025	1,370,000,000	1,404,250,000
4696	101255	SEDAN	MERCEDES BENZ	E 350 CGI COUPE (C207) AT	2012	1.025	1,314,000,000	1,346,850,000
4697	101255	SEDAN	MERCEDES BENZ	E 350 CGI COUPE (C207) AT	2011	1.025	1,287,000,000	1,319,175,000
4698	101255	SEDAN	MERCEDES BENZ	E 350 CGI COUPE (C207) AT (CBU)	2015	1.025	1,521,000,000	1,559,025,000
4699	101255	SEDAN	MERCEDES BENZ	E 350 CGI COUPE (C207) AT (CBU)	2014	1.025	1,449,000,000	1,485,225,000
4700	101255	SEDAN	MERCEDES BENZ	E 350 CGI COUPE (C207) AT (CBU)	2013	1.025	1,380,000,000	1,414,500,000
4701	101255	SEDAN	MERCEDES BENZ	E 350 CGI ESTATE AT (S212)	2012	1.025	1,386,000,000	1,420,650,000
4702	101255	SEDAN	MERCEDES BENZ	E 350 CGI ESTATE AT (S212)	2011	1.025	1,357,000,000	1,390,925,000
4703	101255	SEDAN	MERCEDES BENZ	E 350 COUPE AT (CBU)	2012	1.025	1,286,000,000	1,318,150,000
4704	101255	SEDAN	MERCEDES BENZ	E 350 COUPE AT (CBU)	2011	1.025	1,241,000,000	1,272,025,000
4705	101255	SEDAN	MERCEDES BENZ	E 350 COUPE AT (CBU)	2010	1.025	1,120,000,000	1,148,000,000
4706	101255	SEDAN	MERCEDES BENZ	E 350 (W213) AT CKD	2019	1.025	1,349,000,000	1,382,725,000
4707	101255	SEDAN	MERCEDES BENZ	E 400 AT CKD	2016	1.025	1,132,000,000	1,160,300,000
4708	101255	SEDAN	MERCEDES BENZ	E 400 AT CKD	2015	1.025	1,075,000,000	1,101,875,000
4709	101255	SEDAN	MERCEDES BENZ	E 400 AT CKD	2014	1.025	1,021,000,000	1,046,525,000
4710	101255	SEDAN	MERCEDES BENZ	E 400 CABRIO AT (A207) CBU	2016	1.025	1,259,000,000	1,290,475,000
4711	101255	SEDAN	MERCEDES BENZ	E 400 COUPE AT (C207) CBU	2017	1.025	1,223,000,000	1,253,575,000
4712	101255	SEDAN	MERCEDES BENZ	E 400 COUPE AT (C207) CBU	2016	1.025	1,162,000,000	1,191,050,000
4713	101255	SEDAN	MERCEDES BENZ	E 400 ESTATE AT (S212) CBU	2016	1.025	1,349,000,000	1,382,725,000
4714	101255	SEDAN	MERCEDES BENZ	E 500	2003	1.025	401,000,000	411,025,000
4715	101255	SEDAN	MERCEDES BENZ	E 500 AT	2003	1.025	805,000,000	825,125,000
4716	101255	SEDAN	MERCEDES BENZ	E 500 AT (W212) (CBU)	2015	1.025	1,786,000,000	1,830,650,000
4717	101255	SEDAN	MERCEDES BENZ	E 500 AT (W212) (CBU)	2014	1.025	1,701,000,000	1,743,525,000
4718	101255	SEDAN	MERCEDES BENZ	E 500 AT (W212) (CBU)	2013	1.025	1,620,000,000	1,660,500,000
4719	101255	SEDAN	MERCEDES BENZ	E 500 COUPE AT (207) (CBU)	2015	1.025	1,786,000,000	1,830,650,000
4720	101255	SEDAN	MERCEDES BENZ	E 500 COUPE AT (207) (CBU)	2014	1.025	1,701,000,000	1,743,525,000
4721	101255	SEDAN	MERCEDES BENZ	E 500 COUPE AT (207) (CBU)	2013	1.025	1,621,000,000	1,661,525,000
4722	101255	SEDAN	MERCEDES BENZ	E 500 ELEGANCE (CBU)	2007	1.025	1,345,000,000	1,378,625,000
4723	101255	SEDAN	MERCEDES BENZ	E 500 ELEGANCE (CBU)	2006	1.025	1,226,000,000	1,256,650,000
4724	101255	SEDAN	MERCEDES BENZ	E 500 ELEGANCE (CBU)	2005	1.025	1,041,000,000	1,067,025,000
4725	101255	SEDAN	MERCEDES BENZ	E 500 ELEGANCE (CBU)	2004	1.025	849,000,000	870,225,000
4726	101255	SEDAN	MERCEDES BENZ	E 500 TE	2007	1.025	924,000,000	947,100,000
4727	101255	SEDAN	MERCEDES BENZ	E 500 TE	2006	1.025	842,000,000	863,050,000
4728	101255	SEDAN	MERCEDES BENZ	E 500 TE	2005	1.025	695,000,000	712,375,000
4729	101255	SEDAN	MERCEDES BENZ	E 55 AMG AT	2004	1.025	849,000,000	870,225,000
4730	101255	SEDAN	MERCEDES BENZ	E 55 AT (WDB/CBU)	2005	1.025	1,013,000,000	1,038,325,000
4731	101255	SEDAN	MERCEDES BENZ	E 55 V8 KOMPRESSOR AMG	2004	1.025	849,000,000	870,225,000
4732	101255	SEDAN	MERCEDES BENZ	E 55 V8 KOMPRESSOR AMG	2003	1.025	747,000,000	765,675,000
4733	101255	SEDAN	MERCEDES BENZ	E 55 (WDB/CBU)	2005	1.025	1,013,000,000	1,038,325,000
4734	101255	SEDAN	MERCEDES BENZ	E 63 AMG AT (W212)	2012	1.025	1,592,000,000	1,631,800,000
4735	101255	SEDAN	MERCEDES BENZ	E 63 AMG AT (W212)	2011	1.025	1,512,000,000	1,549,800,000
4736	101255	SEDAN	MERCEDES BENZ	E 63 AMG AT (W212) (CBU)	2016	1.025	1,955,000,000	2,003,875,000
4737	101255	SEDAN	MERCEDES BENZ	E 63 AMG AT (W212) (CBU)	2015	1.025	1,857,000,000	1,903,425,000
4738	101255	SEDAN	MERCEDES BENZ	E 63 AMG AT (W212) (CBU)	2014	1.025	1,764,000,000	1,808,100,000
4739	101255	SEDAN	MERCEDES BENZ	E 63 AMG AT (W212) (CBU)	2013	1.025	1,676,000,000	1,717,900,000
4740	101255	SEDAN	MERCEDES BENZ	E 63 AMG ESTATE AT (S212)	2012	1.025	1,980,000,000	2,029,500,000
4741	101255	SEDAN	MERCEDES BENZ	E 63 AMG ESTATE AT (S212)	2011	1.025	1,939,000,000	1,987,475,000

NO	KODING	JENIS	MERЕК	TIPE	TH BUAT	BOBOT	NJKB	DP PKB
1	2	3	4	5	6	7	8	9
4742	101255	SEDAN	MERCEDES BENZ	E 63 AMG ESTATE AT (S212) (CBU)	2016	1.025	2,252,000,000	2,308,300,000
4743	101255	SEDAN	MERCEDES BENZ	E 63 AMG ESTATE AT (S212) (CBU)	2015	1.025	2,139,000,000	2,192,475,000
4744	101255	SEDAN	MERCEDES BENZ	E 63 AMG ESTATE AT (S212) (CBU)	2014	1.025	2,032,000,000	2,082,800,000
4745	101255	SEDAN	MERCEDES BENZ	E 63 AMG ESTATE AT (S212) (CBU)	2013	1.025	1,930,000,000	1,978,250,000
4746	101255	SEDAN	MERCEDES BENZ	E 63 AMG S AT (W212) CBU	2016	1.025	2,734,000,000	2,802,350,000
4747	101255	SEDAN	MERCEDES BENZ	E 63 AMG S AT (W212) CBU	2015	1.025	2,597,000,000	2,661,925,000
4748	101255	SEDAN	MERCEDES BENZ	M-AMG E 63 S 4M (W213) A/T CBU	2019	1.025	3,689,000,000	3,781,225,000
4749	101255	SEDAN	MERCEDES BENZ	MAYBACH S 500 AT (X222) CBU	2018	1.025	4,949,000,000	5,072,725,000
4750	101255	SEDAN	MERCEDES BENZ	MAYBACH S 500 AT (X222) CBU	2017	1.025	4,499,000,000	4,611,475,000
4751	101255	SEDAN	MERCEDES BENZ	MAYBACH S 500 AT (X222) CBU	2016	1.025	4,274,000,000	4,380,850,000
4752	101255	SEDAN	MERCEDES BENZ	MAYBACH S 600 (X222) A/T CBU	2018	1.025	5,759,000,000	5,902,975,000
4753	101255	SEDAN	MERCEDES BENZ	MAYBACH S 600 (X222) A/T CBU	2017	1.025	4,519,000,000	4,631,975,000
4754	101255	SEDAN	MERCEDES BENZ	MAYBACH S 600 (X222) A/T CBU	2016	1.025	4,293,000,000	4,400,325,000
4755	101255	SEDAN	MERCEDES BENZ	MAYBACH S650 AT	2019	1.025	4,446,000,000	4,557,150,000
4756	101255	SEDAN	MERCEDES BENZ	MERCEDES-AMG A 45 (W176) A/T CBU	2017	1.025	1,052,000,000	1,078,300,000
4757	101255	SEDAN	MERCEDES BENZ	MERCEDES-AMG A 45 (W176) A/T CBU	2016	1.025	999,000,000	1,023,975,000
4758	101255	SEDAN	MERCEDES BENZ	MERCEDES-AMG C43 4M AT (W205) CBU	2019	1.025	1,250,000,000	1,281,250,000
4759	101255	SEDAN	MERCEDES BENZ	MERCEDES-AMG C43 4M AT (W205) CBU	2018	1.025	1,188,000,000	1,217,700,000
4760	101255	SEDAN	MERCEDES BENZ	MERCEDES-AMG C43 4M COUPE AT (C205) CBU	2019	1.025	1,340,000,000	1,373,500,000
4761	101255	SEDAN	MERCEDES BENZ	MERCEDES-AMG C43 4M COUPE AT (W205) CBU	2018	1.025	1,304,000,000	1,336,600,000
4762	101255	SEDAN	MERCEDES BENZ	MERCEDES-AMG C43 4M COUPE (C205) CBU	2017	1.025	1,061,000,000	1,087,525,000
4763	101255	SEDAN	MERCEDES BENZ	MERCEDES-AMG C43 4M (W205) CBU	2017	1.025	1,061,000,000	1,087,525,000
4764	101255	SEDAN	MERCEDES BENZ	MERCEDES-AMG C 63 AT (W205) CBU	2019	1.025	2,762,000,000	2,831,050,000
4765	101255	SEDAN	MERCEDES BENZ	MERCEDES-AMG C 63 AT (W205) CBU	2018	1.025	2,624,000,000	2,689,600,000
4766	101255	SEDAN	MERCEDES BENZ	MERCEDES-AMG C 63 AT (W205) CBU	2017	1.025	2,493,000,000	2,555,325,000
4767	101255	SEDAN	MERCEDES BENZ	MERCEDES-AMG CLA 45 (C117) A/T CBU	2019	1.025	1,196,000,000	1,225,900,000
4768	101255	SEDAN	MERCEDES BENZ	MERCEDES-AMG CLA 45 (C117) A/T CBU	2018	1.025	1,137,000,000	1,165,425,000
4769	101255	SEDAN	MERCEDES BENZ	MERCEDES-AMG CLA 45 (C117) A/T CBU	2017	1.025	1,133,000,000	1,161,325,000
4770	101255	SEDAN	MERCEDES BENZ	MERCEDES-AMG CLA 45 (C117) A/T CBU	2016	1.025	1,076,000,000	1,102,900,000
4771	101255	SEDAN	MERCEDES BENZ	MERCEDES-AMG E 43 4M AT (W213) CBU	2019	1.025	1,709,000,000	1,751,725,000
4772	101255	SEDAN	MERCEDES BENZ	MERCEDES-AMG E 43 4M AT (W213) CBU	2018	1.025	1,624,000,000	1,664,600,000
4773	101255	SEDAN	MERCEDES BENZ	MERCEDES-AMG GLA 45 (X156) A/T CBU	2017	1.025	1,124,000,000	1,152,100,000
4774	101255	SEDAN	MERCEDES BENZ	MERCEDES-AMG GLA 45 (X156) A/T CBU	2016	1.025	1,068,000,000	1,094,700,000
4775	101255	SEDAN	MERCEDES BENZ	MERCEDES-AMG GT-R (C190) A/T CBU	2019	1.025	5,111,000,000	5,238,775,000
4776	101255	SEDAN	MERCEDES BENZ	MERCEDES-AMG GT-R (C190) A/T CBU	2018	1.025	4,856,000,000	4,977,400,000
4777	101255	SEDAN	MERCEDES BENZ	MERCEDES-AMG S 63 COUPE A/T (C217) CBU	2019	1.025	5,453,000,000	5,589,325,000
4778	101255	SEDAN	MERCEDES BENZ	MERCEDES-AMG S 63 COUPE A/T (C217) CBU	2018	1.025	5,181,000,000	5,310,525,000
4779	101255	SEDAN	MERCEDES BENZ	MERCEDES-AMG S 63 COUPE A/T (C217) CBU	2017	1.025	4,922,000,000	5,045,050,000
4780	101255	SEDAN	MERCEDES BENZ	MERCEDES-AMG SLC 43 AT (R172)	2019	1.025	1,457,000,000	1,493,425,000
4781	101255	SEDAN	MERCEDES BENZ	MERCEDES-AMG SLC 43 A/T (R172) CBU	2018	1.025	1,430,000,000	1,465,750,000
4782	101255	SEDAN	MERCEDES BENZ	MERCEDES-AMG SLC 43 A/T (R172) CBU	2017	1.025	1,061,000,000	1,087,525,000
4783	101255	SEDAN	MERCEDES BENZ	MERCEDES-BENZ E 250 (W213) CKD	2017	1.025	1,061,000,000	1,087,525,000
4784	101255	SEDAN	MERCEDES BENZ	MERCEDES-BENZ E 300 (W213) CKD	2017	1.025	1,061,000,000	1,087,525,000
4785	101255	SEDAN	MERCEDES BENZ	MERCEDES-MAYBACH S 560 (X222) A/T CBU	2019	1.025	5,849,000,000	5,995,225,000
4786	101255	SEDAN	MERCEDES BENZ	MERCEDES-MAYBACH S 560 (X222) A/T CBU	2018	1.025	5,557,000,000	5,695,925,000
4787	101255	SEDAN	MERCEDES BENZ	NEW E 240 AT (W211) (CBU)	2002	1.025	387,000,000	396,675,000
4788	101255	SEDAN	MERCEDES BENZ	NEW E 320 AT (CBU)	2003	1.025	689,000,000	706,225,000
4789	101255	SEDAN	MERCEDES BENZ	NEW E 320 AT (CBU)	2002	1.025	631,000,000	646,775,000
4790	101255	SEDAN	MERCEDES BENZ	S 280	2003	1.025	448,000,000	459,200,000
4791	101255	SEDAN	MERCEDES BENZ	S 280	2002	1.025	420,000,000	430,500,000
4792	101255	SEDAN	MERCEDES BENZ	S 280	2001	1.025	388,000,000	397,700,000
4793	101255	SEDAN	MERCEDES BENZ	S 280 AT (CKD)	2007	1.025	772,000,000	791,300,000
4794	101255	SEDAN	MERCEDES BENZ	S 280 AT (CKD)	2006	1.025	707,000,000	724,675,000
4795	101255	SEDAN	MERCEDES BENZ	S 280 AT (CKD)	2005	1.025	622,000,000	637,550,000
4796	101255	SEDAN	MERCEDES BENZ	S 280 AT (CKD)	2004	1.025	514,000,000	526,850,000
4797	101255	SEDAN	MERCEDES BENZ	S 280 FACE LIFT AT (CKD)	2005	1.025	743,000,000	761,575,000
4798	101255	SEDAN	MERCEDES BENZ	S 280 L AT	2008	1.025	1,046,000,000	1,072,150,000
4799	101255	SEDAN	MERCEDES BENZ	S 280 L AT	2007	1.025	875,000,000	896,875,000
4800	101255	SEDAN	MERCEDES BENZ	S 280 L AT	2006	1.025	825,000,000	845,625,000
4801	101255	SEDAN	MERCEDES BENZ	S 280 L AT	2005	1.025	750,000,000	768,750,000
4802	101255	SEDAN	MERCEDES BENZ	S 280 L AT	2004	1.025	610,000,000	625,250,000
4803	101255	SEDAN	MERCEDES BENZ	S 300 L AT	2010	1.025	1,369,000,000	1,403,225,000
4804	101255	SEDAN	MERCEDES BENZ	S 300 L AT	2009	1.025	1,352,000,000	1,385,800,000
4805	101255	SEDAN	MERCEDES BENZ	S 300 L AT	2008	1.025	1,132,000,000	1,160,300,000
4806	101255	SEDAN	MERCEDES BENZ	S 300 L AT	2007	1.025	1,001,000,000	1,026,025,000
4807	101255	SEDAN	MERCEDES BENZ	S 300 L AT (CKD)	2015	1.025	1,571,000,000	1,610,275,000
4808	101255	SEDAN	MERCEDES BENZ	S 300 L AT (CKD)	2014	1.025	1,492,000,000	1,529,300,000
4809	101255	SEDAN	MERCEDES BENZ	S 300 L AT (CKD)	2013	1.025	1,418,000,000	1,453,450,000
4810	101255	SEDAN	MERCEDES BENZ	S 300 L AT (CKD)	2012	1.025	1,347,000,000	1,380,675,000
4811	101255	SEDAN	MERCEDES BENZ	S 300 L AT (CKD)	2011	1.025	1,280,000,000	1,312,000,000
4812	101255	SEDAN	MERCEDES BENZ	S 300 L AT (CKD)	2010	1.025	1,216,000,000	1,246,400,000
4813	101255	SEDAN	MERCEDES BENZ	S 320	2000	1.025	500,000,000	512,500,000
4814	101255	SEDAN	MERCEDES BENZ	S 320	1999	1.025	405,000,000	415,125,000
4815	101255	SEDAN	MERCEDES BENZ	S 320	1998	1.025	380,000,000	389,500,000
4816	101255	SEDAN	MERCEDES BENZ	S 320	1997	1.025	350,000,000	358,750,000
4817	101255	SEDAN	MERCEDES BENZ	S 320	1996	1.025	300,000,000	307,500,000
4818	101255	SEDAN	MERCEDES BENZ	S 320	1995	1.025	290,000,000	297,250,000
4819	101255	SEDAN	MERCEDES BENZ	S 320	1994	1.025	280,000,000	287,000,000
4820	101255	SEDAN	MERCEDES BENZ	S 320	1993	1.025	250,000,000	256,250,000
4821	101255	SEDAN	MERCEDES BENZ	S 320 L	2004	1.025	741,000,000	759,525,000
4822	101255	SEDAN	MERCEDES BENZ	S 320 L	2003	1.025	666,000,000	682,650,000
4823	101255	SEDAN	MERCEDES BENZ	S 320 L	2002	1.025	435,000,000	445,875,000
4824	101255	SEDAN	MERCEDES BENZ	S 320 L	2001	1.025	417,000,000	427,425,000
4825	101255	SEDAN	MERCEDES BENZ	S 320 L	2000	1.025	396,000,000	405,900,000
4826	101255	SEDAN	MERCEDES BENZ	S 320 L	1999	1.025	376,000,000	385,400,000
4827	101255	SEDAN	MERCEDES BENZ	S 320 L	1998	1.025	358,000,000	366,950,000
4828	101255	SEDAN	MERCEDES BENZ	S 320 L	1997	1.025	322,000,000	330,050,000
4829	101255	SEDAN	MERCEDES BENZ	S 320 L	1996	1.025	320,000,000	328,000,000

NO	KODING	JENIS	MERЕК	TIPE	TH BUAT	BOBOT	NJKB	DP PKB
1	2	3	4	5	6	7	8	9
4830	101255	SEDAN	MERCEDES BENZ	S 320 LA	2004	1.025	741,000,000	759,525,000
4831	101255	SEDAN	MERCEDES BENZ	S 320 LA	2003	1.025	666,000,000	682,650,000
4832	101255	SEDAN	MERCEDES BENZ	S 320 LA	2002	1.025	615,000,000	630,375,000
4833	101255	SEDAN	MERCEDES BENZ	S 320 L AT (CKD)	2005	1.025	760,000,000	779,000,000
4834	101255	SEDAN	MERCEDES BENZ	S 320 L AT (CKD)	2004	1.025	581,000,000	595,525,000
4835	101255	SEDAN	MERCEDES BENZ	S 320 L AT / IDENT	1998	1.025	365,000,000	374,125,000
4836	101255	SEDAN	MERCEDES BENZ	S 320 L AT / IDENT	1997	1.025	340,000,000	348,500,000
4837	101255	SEDAN	MERCEDES BENZ	S 320 L AT / IDENT	1996	1.025	325,000,000	333,125,000
4838	101255	SEDAN	MERCEDES BENZ	S 350	2010	1.025	1,666,000,000	1,707,650,000
4839	101255	SEDAN	MERCEDES BENZ	S 350	2009	1.025	1,625,000,000	1,665,625,000
4840	101255	SEDAN	MERCEDES BENZ	S 350	2008	1.025	1,476,000,000	1,512,900,000
4841	101255	SEDAN	MERCEDES BENZ	S 350	2007	1.025	1,167,000,000	1,196,175,000
4842	101255	SEDAN	MERCEDES BENZ	S 350	2006	1.025	1,017,000,000	1,042,425,000
4843	101255	SEDAN	MERCEDES BENZ	S 350	2005	1.025	823,000,000	843,575,000
4844	101255	SEDAN	MERCEDES BENZ	S 350 A/T CBU	2010	1.025	1,666,000,000	1,707,650,000
4845	101255	SEDAN	MERCEDES BENZ	S 350 A/T CBU	2009	1.025	1,625,000,000	1,665,625,000
4846	101255	SEDAN	MERCEDES BENZ	S 350 A/T CBU	2008	1.025	1,476,000,000	1,512,900,000
4847	101255	SEDAN	MERCEDES BENZ	S 350 A/T CBU	2007	1.025	1,167,000,000	1,196,175,000
4848	101255	SEDAN	MERCEDES BENZ	S 350 A/T CBU	2006	1.025	1,017,000,000	1,042,425,000
4849	101255	SEDAN	MERCEDES BENZ	S 350 AUTOMATIC CBU	2010	1.025	1,666,000,000	1,707,650,000
4850	101255	SEDAN	MERCEDES BENZ	S 350 AUTOMATIC CBU	2009	1.025	1,625,000,000	1,665,625,000
4851	101255	SEDAN	MERCEDES BENZ	S 350 AUTOMATIC CBU	2008	1.025	1,476,000,000	1,512,900,000
4852	101255	SEDAN	MERCEDES BENZ	S 350 AUTOMATIC CBU	2007	1.025	1,167,000,000	1,196,175,000
4853	101255	SEDAN	MERCEDES BENZ	S 350 AUTOMATIC CBU	2006	1.025	1,017,000,000	1,042,425,000
4854	101255	SEDAN	MERCEDES BENZ	S 350 L AT	2011	1.025	1,842,000,000	1,888,050,000
4855	101255	SEDAN	MERCEDES BENZ	S 350 L AT	2010	1.025	1,666,000,000	1,707,650,000
4856	101255	SEDAN	MERCEDES BENZ	S 350 L AT	2009	1.025	1,625,000,000	1,665,625,000
4857	101255	SEDAN	MERCEDES BENZ	S 350 L AT	2008	1.025	1,339,000,000	1,372,475,000
4858	101255	SEDAN	MERCEDES BENZ	S 350 L AT	2007	1.025	1,155,000,000	1,183,875,000
4859	101255	SEDAN	MERCEDES BENZ	S 350 L AT	2006	1.025	1,006,000,000	1,031,150,000
4860	101255	SEDAN	MERCEDES BENZ	S 350 L AT	2005	1.025	923,000,000	946,075,000
4861	101255	SEDAN	MERCEDES BENZ	S 350 L AT	2004	1.025	753,000,000	771,825,000
4862	101255	SEDAN	MERCEDES BENZ	S 350 L AT	2003	1.025	711,000,000	728,775,000
4863	101255	SEDAN	MERCEDES BENZ	S 350 L AT (CKD)	2015	1.025	2,103,000,000	2,155,575,000
4864	101255	SEDAN	MERCEDES BENZ	S 350 L AT (CKD)	2014	1.025	2,003,000,000	2,053,075,000
4865	101255	SEDAN	MERCEDES BENZ	S 350 L AT (CKD)	2013	1.025	1,909,000,000	1,956,725,000
4866	101255	SEDAN	MERCEDES BENZ	S 350 L AT (CKD)	2012	1.025	1,782,000,000	1,826,550,000
4867	101255	SEDAN	MERCEDES BENZ	S 350 L AT (CKD)	2011	1.025	1,745,000,000	1,788,625,000
4868	101255	SEDAN	MERCEDES BENZ	S 350 L AT (CKD)	2010	1.025	1,607,000,000	1,647,175,000
4869	101255	SEDAN	MERCEDES BENZ	S 350 L CGI AT (CBU)	2015	1.025	2,271,000,000	2,327,775,000
4870	101255	SEDAN	MERCEDES BENZ	S 350 L CGI AT (CBU)	2014	1.025	2,163,000,000	2,217,075,000
4871	101255	SEDAN	MERCEDES BENZ	S 350 L CGI AT (CBU)	2013	1.025	2,059,000,000	2,110,475,000
4872	101255	SEDAN	MERCEDES BENZ	S 350 L CGI AT (CBU)	2012	1.025	1,962,000,000	2,011,050,000
4873	101255	SEDAN	MERCEDES BENZ	S 350 L CGI AT (CBU)	2011	1.025	1,922,000,000	1,970,050,000
4874	101255	SEDAN	MERCEDES BENZ	S 350 L CGI AT (CKD)	2015	1.025	2,003,000,000	2,053,075,000
4875	101255	SEDAN	MERCEDES BENZ	S 350 L CGI AT (CKD)	2012	1.025	1,818,000,000	1,863,450,000
4876	101255	SEDAN	MERCEDES BENZ	S 350 L CGI AT (CKD)	2011	1.025	1,781,000,000	1,825,525,000
4877	101255	SEDAN	MERCEDES BENZ	S 350 L MHL AT (CKD)	2005	1.025	950,000,000	973,750,000
4878	101255	SEDAN	MERCEDES BENZ	S 350 L MHL AT (CKD)	2004	1.025	741,000,000	759,525,000
4879	101255	SEDAN	MERCEDES BENZ	S 350 L MHL AT (CKD)	2003	1.025	666,000,000	682,650,000
4880	101255	SEDAN	MERCEDES BENZ	S 350L (WDB/CBU)	2005	1.025	823,000,000	843,575,000
4881	101255	SEDAN	MERCEDES BENZ	S 350L (WDB/CBU)	2004	1.025	635,000,000	650,875,000
4882	101255	SEDAN	MERCEDES BENZ	S 350L (WDB/CBU)	2003	1.025	513,000,000	525,825,000
4883	101255	SEDAN	MERCEDES BENZ	S 400 L AT (V222) CBU	2017	1.025	2,140,000,000	2,193,500,000
4884	101255	SEDAN	MERCEDES BENZ	S 400 L AT (V222) CBU	2016	1.025	2,033,000,000	2,083,825,000
4885	101255	SEDAN	MERCEDES BENZ	S 400 L AT (V222) CBU	2015	1.025	1,931,000,000	1,979,275,000
4886	101255	SEDAN	MERCEDES BENZ	S 400 L AT (V222) CKD	2018	1.025	2,006,000,000	2,056,150,000
4887	101255	SEDAN	MERCEDES BENZ	S 400 L AT (V222) CKD	2015	1.025	1,943,000,000	1,991,575,000
4888	101255	SEDAN	MERCEDES BENZ	S 450 L AT (V222) CKD	2019	1.025	2,114,000,000	2,166,850,000
4889	101255	SEDAN	MERCEDES BENZ	S 450 L AT (V222) CKD	2018	1.025	2,009,000,000	2,059,225,000
4890	101255	SEDAN	MERCEDES BENZ	S 500 L	2007	1.025	1,561,000,000	1,600,025,000
4891	101255	SEDAN	MERCEDES BENZ	S 500 L	2004	1.025	1,119,000,000	1,146,975,000
4892	101255	SEDAN	MERCEDES BENZ	S 500 L	2003	1.025	922,000,000	945,050,000
4893	101255	SEDAN	MERCEDES BENZ	S 500 L	2002	1.025	768,000,000	787,200,000
4894	101255	SEDAN	MERCEDES BENZ	S 500 L	2001	1.025	717,000,000	734,925,000
4895	101255	SEDAN	MERCEDES BENZ	S 500 L	2000	1.025	575,000,000	589,375,000
4896	101255	SEDAN	MERCEDES BENZ	S 500 L	1999	1.025	470,000,000	481,750,000
4897	101255	SEDAN	MERCEDES BENZ	S 500 L	1998	1.025	430,000,000	440,750,000
4898	101255	SEDAN	MERCEDES BENZ	S 500 L	1997	1.025	400,000,000	410,000,000
4899	101255	SEDAN	MERCEDES BENZ	S 500 L	1996	1.025	360,000,000	369,000,000
4900	101255	SEDAN	MERCEDES BENZ	S 500 L	1995	1.025	320,000,000	328,000,000
4901	101255	SEDAN	MERCEDES BENZ	S 500L AT	2010	1.025	2,254,000,000	2,310,350,000
4902	101255	SEDAN	MERCEDES BENZ	S 500L AT	2009	1.025	2,210,000,000	2,265,250,000
4903	101255	SEDAN	MERCEDES BENZ	S 500L AT	2008	1.025	1,946,000,000	1,994,650,000
4904	101255	SEDAN	MERCEDES BENZ	S 500L AT	2007	1.025	1,593,000,000	1,632,825,000
4905	101255	SEDAN	MERCEDES BENZ	S 500L AT	2006	1.025	1,505,000,000	1,542,625,000
4906	101255	SEDAN	MERCEDES BENZ	S 500 L AT (CBU)	2011	1.025	2,375,000,000	2,434,375,000
4907	101255	SEDAN	MERCEDES BENZ	S 500 L AT (CBU)	2010	1.025	2,143,000,000	2,196,575,000
4908	101255	SEDAN	MERCEDES BENZ	S 500 L AT (CBU)	2009	1.025	2,037,000,000	2,087,925,000
4909	101255	SEDAN	MERCEDES BENZ	S 500 L AT (CBU)	2008	1.025	1,873,000,000	1,919,825,000
4910	101255	SEDAN	MERCEDES BENZ	S 500 L AT (CBU)	2007	1.025	1,593,000,000	1,632,825,000
4911	101255	SEDAN	MERCEDES BENZ	S 500 L AT (CBU)	2006	1.025	1,505,000,000	1,542,625,000
4912	101255	SEDAN	MERCEDES BENZ	S 500 L AT (CBU)	2005	1.025	1,365,000,000	1,399,125,000
4913	101255	SEDAN	MERCEDES BENZ	S 500 L AT (CBU)	2004	1.025	1,113,000,000	1,140,825,000
4914	101255	SEDAN	MERCEDES BENZ	S 500 L AT (CKD)	2011	1.025	2,339,000,000	2,397,475,000
4915	101255	SEDAN	MERCEDES BENZ	S 500 L AT (CKD)	2010	1.025	2,109,000,000	2,161,725,000
4916	101255	SEDAN	MERCEDES BENZ	S 500 L AT (V222)	2017	1.025	1,061,000,000	1,087,525,000
4917	101255	SEDAN	MERCEDES BENZ	S 500 L AT (V222) CBU	2017	1.025	3,589,000,000	3,678,725,000

NO	KODING	JENIS	MERЕК	TIPE	TH BUAT	BOBOT	NJKB	DP PKB
1	2	3	4	5	6	7	8	9
4918	101255	SEDAN	MERCEDES BENZ	S 500 L AT (V222) CBU	2016	1.025	3,410,000,000	3,495,250,000
4919	101255	SEDAN	MERCEDES BENZ	S 500 L AT (V222) CBU	2015	1.025	3,240,000,000	3,321,000,000
4920	101255	SEDAN	MERCEDES BENZ	S 500 L AT (V222) CKD	2018	1.025	3,239,000,000	3,319,975,000
4921	101255	SEDAN	MERCEDES BENZ	S 500 L AT (V222) CKD	2015	1.025	3,059,000,000	3,135,475,000
4922	101255	SEDAN	MERCEDES BENZ	S 500 L AT (WDB/CBU)	2005	1.025	1,456,000,000	1,492,400,000
4923	101255	SEDAN	MERCEDES BENZ	S 500 L CGI AT (CBU)	2015	1.025	3,053,000,000	3,129,325,000
4924	101255	SEDAN	MERCEDES BENZ	S 500 L CGI AT (CBU)	2014	1.025	2,908,000,000	2,980,700,000
4925	101255	SEDAN	MERCEDES BENZ	S 500 L CGI AT (CBU)	2013	1.025	2,768,000,000	2,837,200,000
4926	101255	SEDAN	MERCEDES BENZ	S 500 L CGI AT (CBU)	2012	1.025	2,636,000,000	2,701,900,000
4927	101255	SEDAN	MERCEDES BENZ	S 500 L CGI AT (CBU)	2011	1.025	2,583,000,000	2,647,575,000
4928	101255	SEDAN	MERCEDES BENZ	S 500 L CGI AT (CKD)	2015	1.025	2,814,000,000	2,884,350,000
4929	101255	SEDAN	MERCEDES BENZ	S 500 L CGI AT (CKD)	2014	1.025	2,680,000,000	2,747,000,000
4930	101255	SEDAN	MERCEDES BENZ	S 500 L CGI AT (CKD)	2013	1.025	2,551,000,000	2,614,775,000
4931	101255	SEDAN	MERCEDES BENZ	S 500 L CGI AT (CKD)	2012	1.025	2,429,000,000	2,489,725,000
4932	101255	SEDAN	MERCEDES BENZ	S 500 L CGI AT (CKD)	2011	1.025	2,380,000,000	2,439,500,000
4933	101255	SEDAN	MERCEDES BENZ	S 500 V8	2001	1.025	615,000,000	630,375,000
4934	101255	SEDAN	MERCEDES BENZ	S 55 AMG	2001	1.025	717,000,000	734,925,000
4935	101255	SEDAN	MERCEDES BENZ	S 55 AT	2004	1.025	847,000,000	868,175,000
4936	101255	SEDAN	MERCEDES BENZ	S 600	2004	1.025	1,376,000,000	1,410,400,000
4937	101255	SEDAN	MERCEDES BENZ	S 600	2003	1.025	1,229,000,000	1,259,725,000
4938	101255	SEDAN	MERCEDES BENZ	S 600	2002	1.025	1,024,000,000	1,049,600,000
4939	101255	SEDAN	MERCEDES BENZ	S 600	2001	1.025	972,000,000	996,300,000
4940	101255	SEDAN	MERCEDES BENZ	S 600	2000	1.025	825,000,000	845,625,000
4941	101255	SEDAN	MERCEDES BENZ	S 600	1999	1.025	680,000,000	697,000,000
4942	101255	SEDAN	MERCEDES BENZ	S 600	1998	1.025	600,000,000	615,000,000
4943	101255	SEDAN	MERCEDES BENZ	S 600	1997	1.025	540,000,000	553,500,000
4944	101255	SEDAN	MERCEDES BENZ	S 600	1996	1.025	460,000,000	471,500,000
4945	101255	SEDAN	MERCEDES BENZ	S 600	1995	1.025	400,000,000	410,000,000
4946	101255	SEDAN	MERCEDES BENZ	S 600	1994	1.025	335,000,000	343,375,000
4947	101255	SEDAN	MERCEDES BENZ	S 600	1993	1.025	295,000,000	302,375,000
4948	101255	SEDAN	MERCEDES BENZ	S 600	1992	1.025	250,000,000	256,250,000
4949	101255	SEDAN	MERCEDES BENZ	S 600 L AT	2008	1.025	2,752,000,000	2,820,800,000
4950	101255	SEDAN	MERCEDES BENZ	S 600 L AT	2007	1.025	1,838,000,000	1,883,950,000
4951	101255	SEDAN	MERCEDES BENZ	S 600 L AT	2006	1.025	1,707,000,000	1,749,675,000
4952	101255	SEDAN	MERCEDES BENZ	S 600 L AT	2005	1.025	1,521,000,000	1,559,025,000
4953	101255	SEDAN	MERCEDES BENZ	S 600 L AT	2004	1.025	1,165,000,000	1,194,125,000
4954	101255	SEDAN	MERCEDES BENZ	S 600 L AT	2003	1.025	1,076,000,000	1,102,900,000
4955	101255	SEDAN	MERCEDES BENZ	S 600 L AT	2000	1.025	930,000,000	953,250,000
4956	101255	SEDAN	MERCEDES BENZ	S 600 L AT	1999	1.025	650,000,000	666,250,000
4957	101255	SEDAN	MERCEDES BENZ	S 600 L AT	1998	1.025	570,000,000	584,250,000
4958	101255	SEDAN	MERCEDES BENZ	S 600 L AT	1997	1.025	500,000,000	512,500,000
4959	101255	SEDAN	MERCEDES BENZ	S 600 L AT	1996	1.025	410,000,000	420,250,000
4960	101255	SEDAN	MERCEDES BENZ	S 600 L AT	1995	1.025	380,000,000	389,500,000
4961	101255	SEDAN	MERCEDES BENZ	S 600 L AT	1994	1.025	300,000,000	307,500,000
4962	101255	SEDAN	MERCEDES BENZ	S 600 L AT	1993	1.025	280,000,000	287,000,000
4963	101255	SEDAN	MERCEDES BENZ	S 600 L AT	1992	1.025	240,000,000	246,000,000
4964	101255	SEDAN	MERCEDES BENZ	S 600 L AT (CBU)	2015	1.025	3,543,000,000	3,631,575,000
4965	101255	SEDAN	MERCEDES BENZ	S 600 L AT (CBU)	2014	1.025	3,374,000,000	3,458,350,000
4966	101255	SEDAN	MERCEDES BENZ	S 600 L AT (CBU)	2013	1.025	3,212,000,000	3,292,300,000
4967	101255	SEDAN	MERCEDES BENZ	S 600 L AT (CBU)	2012	1.025	3,060,000,000	3,136,500,000
4968	101255	SEDAN	MERCEDES BENZ	S 600 L AT (CBU)	2011	1.025	2,998,000,000	3,072,950,000
4969	101255	SEDAN	MERCEDES BENZ	S 600 L AT (CBU)	2010	1.025	2,761,000,000	2,830,025,000
4970	101255	SEDAN	MERCEDES BENZ	S 600 (WDB 220178)	2002	1.025	683,000,000	700,075,000
4971	101255	SEDAN	MERCEDES BENZ	S 63 AMG AT (CBU)	2011	1.025	3,024,000,000	3,099,600,000
4972	101255	SEDAN	MERCEDES BENZ	S 63 AMG AT (CBU)	2010	1.025	2,784,000,000	2,853,600,000
4973	101255	SEDAN	MERCEDES BENZ	S 63 L AMG AT (CBU)	2015	1.025	3,572,000,000	3,661,300,000
4974	101255	SEDAN	MERCEDES BENZ	S 63 L AMG AT (CBU)	2014	1.025	3,402,000,000	3,487,050,000
4975	101255	SEDAN	MERCEDES BENZ	S 63 L AMG AT (CBU)	2013	1.025	3,241,000,000	3,322,025,000
4976	101255	SEDAN	MERCEDES BENZ	S 65	2010	1.025	2,821,000,000	2,891,525,000
4977	101255	SEDAN	MERCEDES BENZ	S 65 AMG AT (CBU)	2015	1.025	3,749,000,000	3,842,725,000
4978	101255	SEDAN	MERCEDES BENZ	S 65 AMG AT (CBU)	2014	1.025	3,570,000,000	3,659,250,000
4979	101255	SEDAN	MERCEDES BENZ	S 65 AMG AT (CBU)	2013	1.025	3,401,000,000	3,486,025,000
4980	101255	SEDAN	MERCEDES BENZ	S 65 AMG AT (CBU)	2012	1.025	3,240,000,000	3,321,000,000
4981	101255	SEDAN	MERCEDES BENZ	S 65 AMG AT (CBU)	2011	1.025	3,174,000,000	3,253,350,000
4982	101255	SEDAN	MERCEDES BENZ	S 65 AMG AT (CBU)	2010	1.025	2,923,000,000	2,996,075,000
4983	101255	SEDAN	MERCEDES BENZ	S 65 AMG L AT	2010	1.025	3,582,000,000	3,671,550,000
4984	101255	SEDAN	MERCEDES BENZ	S 6.5L AT	2005	1.025	1,138,000,000	1,166,450,000
4985	101255	SEDAN	MERCEDES BENZ	SL 300 AT (CBU)	2012	1.025	1,688,000,000	1,730,200,000
4986	101255	SEDAN	MERCEDES BENZ	SL 300 AT (CBU)	2011	1.025	1,605,000,000	1,645,125,000
4987	101255	SEDAN	MERCEDES BENZ	SL 300 AT (CBU)	2010	1.025	1,526,000,000	1,564,150,000
4988	101255	SEDAN	MERCEDES BENZ	SL 350	2012	1.025	1,527,000,000	1,565,175,000
4989	101255	SEDAN	MERCEDES BENZ	SL 350	2011	1.025	1,451,000,000	1,487,275,000
4990	101255	SEDAN	MERCEDES BENZ	SL 350	2010	1.025	1,378,000,000	1,412,450,000
4991	101255	SEDAN	MERCEDES BENZ	SL 350 AT	2006	1.025	1,123,000,000	1,151,075,000
4992	101255	SEDAN	MERCEDES BENZ	SL 350 AT	2005	1.025	1,067,000,000	1,093,675,000
4993	101255	SEDAN	MERCEDES BENZ	SL 350 AT	2004	1.025	1,014,000,000	1,039,350,000
4994	101255	SEDAN	MERCEDES BENZ	SL 350 AT	2003	1.025	963,000,000	987,075,000
4995	101255	SEDAN	MERCEDES BENZ	SL 350 AT (CBU)	2012	1.025	1,527,000,000	1,565,175,000
4996	101255	SEDAN	MERCEDES BENZ	SL 350 AT (CBU)	2011	1.025	1,451,000,000	1,487,275,000
4997	101255	SEDAN	MERCEDES BENZ	SL 350 AT (CBU)	2010	1.025	1,378,000,000	1,412,450,000
4998	101255	SEDAN	MERCEDES BENZ	SL 350 AT (R231) (CBU)	2016	1.025	1,870,000,000	1,916,750,000
4999	101255	SEDAN	MERCEDES BENZ	SL 350 AT (R231) (CBU)	2015	1.025	1,777,000,000	1,821,425,000
5000	101255	SEDAN	MERCEDES BENZ	SL 350 AT (R231) (CBU)	2014	1.025	1,688,000,000	1,730,200,000
5001	101255	SEDAN	MERCEDES BENZ	SL 350 AT (R231) (CBU)	2013	1.025	1,604,000,000	1,644,100,000
5002	101255	SEDAN	MERCEDES BENZ	SL 400 AT (R231) CBU	2019	1.025	1,898,000,000	1,945,450,000
5003	101255	SEDAN	MERCEDES BENZ	SL 400 AT (R231) CBU	2018	1.025	1,804,000,000	1,849,100,000
5004	101255	SEDAN	MERCEDES BENZ	SL 400 AT (R231) CBU	2017	1.025	1,714,000,000	1,756,850,000
5005	101255	SEDAN	MERCEDES BENZ	SL 400 AT (R231) CBU	2016	1.025	1,629,000,000	1,669,725,000

NO	KODING	JENIS	MERЕК	TIPE	TH BUAT	BOBOT	NJKB	DP PKB
1	2	3	4	5	6	7	8	9
5006	101255	SEDAN	MERCEDES BENZ	SL 500	2002	1.025	972,000,000	996,300,000
5007	101255	SEDAN	MERCEDES BENZ	SL 500	2001	1.025	870,000,000	891,750,000
5008	101255	SEDAN	MERCEDES BENZ	SL 500	2000	1.025	738,000,000	756,450,000
5009	101255	SEDAN	MERCEDES BENZ	SL 500 AT	2007	1.025	1,592,000,000	1,631,800,000
5010	101255	SEDAN	MERCEDES BENZ	SL 500 AT	2006	1.025	1,504,000,000	1,541,600,000
5011	101255	SEDAN	MERCEDES BENZ	SL 500 AT	2005	1.025	1,365,000,000	1,399,125,000
5012	101255	SEDAN	MERCEDES BENZ	SL 500 AT	2004	1.025	1,112,000,000	1,139,800,000
5013	101255	SEDAN	MERCEDES BENZ	SL 500 AT	2003	1.025	1,050,000,000	1,076,250,000
5014	101255	SEDAN	MERCEDES BENZ	SL 500 AT COUPE (CBU)	2005	1.025	1,710,000,000	1,752,750,000
5015	101255	SEDAN	MERCEDES BENZ	SL 500 AT COUPE (CBU)	2004	1.025	1,270,000,000	1,301,750,000
5016	101255	SEDAN	MERCEDES BENZ	SL 500 AT COUPE(WDB/CBU)	2005	1.025	1,456,000,000	1,492,400,000
5017	101255	SEDAN	MERCEDES BENZ	SL 500 (WDB 230)	2002	1.025	626,000,000	641,650,000
5018	101255	SEDAN	MERCEDES BENZ	SL 55 AMG	2005	1.025	1,267,000,000	1,298,675,000
5019	101255	SEDAN	MERCEDES BENZ	SL 55 AMG	2004	1.025	899,000,000	921,475,000
5020	101255	SEDAN	MERCEDES BENZ	SL 63 AMG AT (CBU)	2012	1.025	2,139,000,000	2,192,475,000
5021	101255	SEDAN	MERCEDES BENZ	SL 63 AMG AT (CBU)	2011	1.025	2,032,000,000	2,082,800,000
5022	101255	SEDAN	MERCEDES BENZ	SL 63 AMG AT (CBU)	2010	1.025	1,930,000,000	1,978,250,000
5023	101255	SEDAN	MERCEDES BENZ	SL 63 AMG AT (R231) CBU	2016	1.025	2,627,000,000	2,692,675,000
5024	101255	SEDAN	MERCEDES BENZ	SL 63 AMG AT (R231) CBU	2015	1.025	2,496,000,000	2,558,400,000
5025	101255	SEDAN	MERCEDES BENZ	SL 63 AMG AT (R231) CBU	2014	1.025	2,371,000,000	2,430,275,000
5026	101255	SEDAN	MERCEDES BENZ	SL 65	2007	1.025	1,873,000,000	1,919,825,000
5027	101255	SEDAN	MERCEDES BENZ	SL 65	2005	1.025	1,077,000,000	1,103,925,000
5028	101255	SEDAN	MERCEDES BENZ	SL 65 AMG AT (CBU)	2012	1.025	2,970,000,000	3,044,250,000
5029	101255	SEDAN	MERCEDES BENZ	SL 65 AMG AT (CBU)	2011	1.025	2,910,000,000	2,982,750,000
5030	101255	SEDAN	MERCEDES BENZ	SL 65 AMG AT (CBU)	2010	1.025	2,680,000,000	2,747,000,000
5031	101255	SEDAN	MERCEDES BENZ	SL 6.5L AT	2005	1.025	1,077,000,000	1,103,925,000
5032	101255	SEDAN	MERCEDES BENZ	SLC 200 A/T (R172) CBU	2019	1.025	1,124,000,000	1,152,100,000
5033	101255	SEDAN	MERCEDES BENZ	SLC 200 A/T (R172) CBU	2018	1.025	1,068,000,000	1,094,700,000
5034	101255	SEDAN	MERCEDES BENZ	SLC 200 A/T (R172) CBU	2017	1.025	1,015,000,000	1,040,375,000
5035	101255	SEDAN	MERCEDES BENZ	SLK 2000 K AT	2007	1.025	563,000,000	577,075,000
5036	101255	SEDAN	MERCEDES BENZ	SLK 2000 K AT	2006	1.025	531,000,000	544,275,000
5037	101255	SEDAN	MERCEDES BENZ	SLK 2000 K AT	2005	1.025	465,000,000	476,625,000
5038	101255	SEDAN	MERCEDES BENZ	SLK 200 CGI AT (CBU)	2016	1.025	941,000,000	964,525,000
5039	101255	SEDAN	MERCEDES BENZ	SLK 200 CGI AT (CBU)	2015	1.025	894,000,000	916,350,000
5040	101255	SEDAN	MERCEDES BENZ	SLK 200 CGI AT (CBU)	2014	1.025	849,000,000	870,225,000
5041	101255	SEDAN	MERCEDES BENZ	SLK 200 CGI AT (CBU)	2013	1.025	807,000,000	827,175,000
5042	101255	SEDAN	MERCEDES BENZ	SLK 200 CGI AT (CBU)	2012	1.025	767,000,000	786,175,000
5043	101255	SEDAN	MERCEDES BENZ	SLK 200 CGI AT (CBU)	2011	1.025	729,000,000	747,225,000
5044	101255	SEDAN	MERCEDES BENZ	SLK 200 K	2011	1.025	755,000,000	773,875,000
5045	101255	SEDAN	MERCEDES BENZ	SLK 200 K	2010	1.025	695,000,000	712,375,000
5046	101255	SEDAN	MERCEDES BENZ	SLK 200 K	2009	1.025	682,000,000	699,050,000
5047	101255	SEDAN	MERCEDES BENZ	SLK 200 K	2008	1.025	641,000,000	657,025,000
5048	101255	SEDAN	MERCEDES BENZ	SLK 200 K	2007	1.025	537,000,000	550,425,000
5049	101255	SEDAN	MERCEDES BENZ	SLK 200 K	2006	1.025	507,000,000	519,675,000
5050	101255	SEDAN	MERCEDES BENZ	SLK 200 K AT	2011	1.025	755,000,000	773,875,000
5051	101255	SEDAN	MERCEDES BENZ	SLK 200 K AT	2010	1.025	695,000,000	712,375,000
5052	101255	SEDAN	MERCEDES BENZ	SLK 200 KOMPRESOR WDB CBU	2005	1.025	507,000,000	519,675,000
5053	101255	SEDAN	MERCEDES BENZ	SLK 200 KOMPRESOR WDB CBU	2004	1.025	402,000,000	412,050,000
5054	101255	SEDAN	MERCEDES BENZ	SLK 200 KOMPRESSOR	2007	1.025	537,000,000	550,425,000
5055	101255	SEDAN	MERCEDES BENZ	SLK 200 KOMPRESSOR	2006	1.025	507,000,000	519,675,000
5056	101255	SEDAN	MERCEDES BENZ	SLK 200 KOMPRESSOR AT COUPE (CBU)	2004	1.025	402,000,000	412,050,000
5057	101255	SEDAN	MERCEDES BENZ	SLK 200 KOMPRESSOR AT COUPE (WDB/CBU)	2005	1.025	456,000,000	467,400,000
5058	101255	SEDAN	MERCEDES BENZ	SLK 200 KOMPRESSOR AUTOMATIC	2011	1.025	755,000,000	773,875,000
5059	101255	SEDAN	MERCEDES BENZ	SLK 200 KOMPRESSOR AUTOMATIC	2010	1.025	732,000,000	750,300,000
5060	101255	SEDAN	MERCEDES BENZ	SLK 200 KOMPRESSOR AUTOMATIC	2009	1.025	718,000,000	735,950,000
5061	101255	SEDAN	MERCEDES BENZ	SLK 200 KOMPRESSOR AUTOMATIC	2008	1.025	697,000,000	714,425,000
5062	101255	SEDAN	MERCEDES BENZ	SLK 200 KOMPRESSOR AUTOMATIC	2007	1.025	537,000,000	550,425,000
5063	101255	SEDAN	MERCEDES BENZ	SLK 200 KOMPRESSOR AUTOMATIC	2006	1.025	507,000,000	519,675,000
5064	101255	SEDAN	MERCEDES BENZ	SLK 230 AT	2004	1.025	360,000,000	369,000,000
5065	101255	SEDAN	MERCEDES BENZ	SLK 230 AT	2003	1.025	315,000,000	322,875,000
5066	101255	SEDAN	MERCEDES BENZ	SLK 230 AT	2002	1.025	283,000,000	290,075,000
5067	101255	SEDAN	MERCEDES BENZ	SLK 230 AT	2001	1.025	254,000,000	260,350,000
5068	101255	SEDAN	MERCEDES BENZ	SLK 230 AT	2000	1.025	245,000,000	251,125,000
5069	101255	SEDAN	MERCEDES BENZ	SLK 230 AT	1999	1.025	211,000,000	216,275,000
5070	101255	SEDAN	MERCEDES BENZ	SLK 230 AT	1998	1.025	206,000,000	211,150,000
5071	101255	SEDAN	MERCEDES BENZ	SLK 230 AT	1997	1.025	190,000,000	194,750,000
5072	101255	SEDAN	MERCEDES BENZ	SLK 230 KOMPRESOR AT (CBU)	2004	1.025	401,000,000	411,025,000
5073	101255	SEDAN	MERCEDES BENZ	SLK 230 KOMPRESOR AT (CBU)	2002	1.025	315,000,000	322,875,000
5074	101255	SEDAN	MERCEDES BENZ	SLK 230 KOMPRESOR AT (CBU)	2001	1.025	297,000,000	304,425,000
5075	101255	SEDAN	MERCEDES BENZ	SLK 230 KOMPRESOR AT (CBU)	2000	1.025	290,000,000	297,250,000
5076	101255	SEDAN	MERCEDES BENZ	SLK 250 AT	2012	1.025	1,205,000,000	1,235,125,000
5077	101255	SEDAN	MERCEDES BENZ	SLK 250 CGI AT CBU	2012	1.025	831,000,000	851,775,000
5078	101255	SEDAN	MERCEDES BENZ	SLK 250 CGI AT (R172) CBU	2016	1.025	1,020,000,000	1,045,500,000
5079	101255	SEDAN	MERCEDES BENZ	SLK 250 CGI AT (R172) CBU	2015	1.025	969,000,000	993,225,000
5080	101255	SEDAN	MERCEDES BENZ	SLK 250 CGI AT (R172) CBU	2014	1.025	921,000,000	944,025,000
5081	101255	SEDAN	MERCEDES BENZ	SLK 250 CGI AT (R172) CBU	2013	1.025	875,000,000	896,875,000
5082	101255	SEDAN	MERCEDES BENZ	SLK 300 K AT (CBU)	2012	1.025	890,000,000	912,250,000
5083	101255	SEDAN	MERCEDES BENZ	SLK 300 K AT (CBU)	2011	1.025	827,000,000	847,675,000
5084	101255	SEDAN	MERCEDES BENZ	SLK 300 K AT (CBU)	2010	1.025	786,000,000	805,650,000
5085	101255	SEDAN	MERCEDES BENZ	SLK 320	2004	1.025	847,000,000	868,175,000
5086	101255	SEDAN	MERCEDES BENZ	SLK 320	2003	1.025	717,000,000	734,925,000
5087	101255	SEDAN	MERCEDES BENZ	SLK 320	2002	1.025	615,000,000	630,375,000
5088	101255	SEDAN	MERCEDES BENZ	SLK 320	2001	1.025	563,000,000	577,075,000
5089	101255	SEDAN	MERCEDES BENZ	SLK 320	2000	1.025	500,000,000	512,500,000
5090	101255	SEDAN	MERCEDES BENZ	SLK 320	1999	1.025	400,000,000	410,000,000
5091	101255	SEDAN	MERCEDES BENZ	SLK 320 KOMPRESOR AT	2004	1.025	899,000,000	921,475,000
5092	101255	SEDAN	MERCEDES BENZ	SLK 320 KOMPRESOR AT	2003	1.025	717,000,000	734,925,000
5093	101255	SEDAN	MERCEDES BENZ	SLK 320 KOMPRESOR AT	2002	1.025	666,000,000	682,650,000

NO	KODING	JENIS	MERЕК	TIPE	TH BUAT	BOBOT	NJKB	DP PKB
1	2	3	4	5	6	7	8	9
5094	101255	SEDAN	MERCEDES BENZ	SLK 320 KOMPRESOR AT	2001	1.025	615,000,000	630,375,000
5095	101255	SEDAN	MERCEDES BENZ	SLK 320 KOMPRESOR AT	2000	1.025	605,000,000	620,125,000
5096	101255	SEDAN	MERCEDES BENZ	SLK 350 AT	2007	1.025	781,000,000	800,525,000
5097	101255	SEDAN	MERCEDES BENZ	SLK 350 AT (CBU)	2011	1.025	1,158,000,000	1,186,950,000
5098	101255	SEDAN	MERCEDES BENZ	SLK 350 AT (CBU)	2010	1.025	1,104,000,000	1,131,600,000
5099	101255	SEDAN	MERCEDES BENZ	SLK 350 AT (WDB/CBU)	2006	1.025	618,000,000	633,450,000
5100	101255	SEDAN	MERCEDES BENZ	SLK 350 AT (WDB/CBU)	2005	1.025	583,000,000	597,575,000
5101	101255	SEDAN	MERCEDES BENZ	SLK 350 CGI AT	2015	1.025	1,492,000,000	1,529,300,000
5102	101255	SEDAN	MERCEDES BENZ	SLK 350 CGI AT	2014	1.025	1,421,000,000	1,456,525,000
5103	101255	SEDAN	MERCEDES BENZ	SLK 350 CGI AT	2013	1.025	1,351,000,000	1,384,775,000
5104	101255	SEDAN	MERCEDES BENZ	SLK 350 CGI AT	2012	1.025	1,282,000,000	1,314,050,000
5105	101255	SEDAN	MERCEDES BENZ	SLK 350 CGI AT	2011	1.025	1,219,000,000	1,249,475,000
5106	101255	SEDAN	MERCEDES BENZ	SLK 55 AMG AT (CBU)	2012	1.025	1,246,000,000	1,277,150,000
5107	101255	SEDAN	MERCEDES BENZ	SLK 55 AMG AT (CBU)	2011	1.025	1,184,000,000	1,213,600,000
5108	101255	SEDAN	MERCEDES BENZ	SLK 55 AMG AT (CBU)	2010	1.025	1,125,000,000	1,153,125,000
5109	101255	SEDAN	MERCEDES BENZ	SLK 55 AMG AT (R172) (CBU)	2016	1.025	1,531,000,000	1,569,275,000
5110	101255	SEDAN	MERCEDES BENZ	SLK 55 AMG AT (R172) (CBU)	2015	1.025	1,454,000,000	1,490,350,000
5111	101255	SEDAN	MERCEDES BENZ	SLK 55 AMG AT (R172) (CBU)	2014	1.025	1,381,000,000	1,415,525,000
5112	101255	SEDAN	MERCEDES BENZ	SLK 55 AMG AT (R172) (CBU)	2013	1.025	1,312,000,000	1,344,800,000
5113	101255	SEDAN	MERCEDES BENZ	SLK 55L AT (WDB/CBU)	2005	1.025	697,000,000	714,425,000
5114	101255	SEDAN	MERCEDES BENZ	SLK 55 (WDB/CBU)	2005	1.025	634,000,000	649,850,000
5115	101255	SEDAN	MERCEDES BENZ	SLS AMG AT CBU	2016	1.025	4,159,000,000	4,262,975,000
5116	101255	SEDAN	MERCEDES BENZ	SLS AMG AT CBU	2015	1.025	3,753,000,000	3,846,825,000
5117	101255	SEDAN	MERCEDES BENZ	SLS AMG AT CBU	2014	1.025	3,565,000,000	3,654,125,000
5118	101255	SEDAN	MERCEDES BENZ	SLS AMG AT CBU	2013	1.025	3,387,000,000	3,471,675,000
5119	101255	SEDAN	MERCEDES BENZ	SLS AMG AT CBU	2012	1.025	3,218,000,000	3,298,450,000
5120	101255	SEDAN	MERCEDES BENZ	SLS AMG AT CBU	2011	1.025	3,075,000,000	3,151,875,000
5121	101255	SEDAN	MERCEDES BENZ	SLS AMG AT CBU	2010	1.025	2,921,000,000	2,994,025,000
5122	101255	SEDAN	MERCEDES BENZ	SLS AMG BLACK SERIES AT (C197) CBU	2016	1.025	5,128,000,000	5,256,200,000
5123	101255	SEDAN	MERCEDES BENZ	SLS AMG ROADSTER AT (R197) (CBU)	2016	1.025	4,156,000,000	4,259,900,000
5124	101255	SEDAN	MERCEDES BENZ	SLS AMG ROADSTER AT (R197) (CBU)	2015	1.025	3,948,000,000	4,046,700,000
5125	101255	SEDAN	MERCEDES BENZ	SLS AMG ROADSTER AT (R197) (CBU)	2014	1.025	3,751,000,000	3,844,775,000
5126	101255	SEDAN	MERCEDES BENZ	SLS AMG ROADSTER AT (R197) (CBU)	2013	1.025	3,563,000,000	3,652,075,000
5127	101255	SEDAN	MERCEDES BENZ	TE 55	2005	1.025	507,000,000	519,675,000
5128	101255	SEDAN	MERCEDES BENZ	V220 CDI AT	2004	1.025	453,000,000	464,325,000
5129	101256	SEDAN	MERCURY	MERCURY	2000	1.025	700,000,000	717,500,000
5130	101256	SEDAN	MERCURY	MERCURY	1980	1.025	15,000,000	15,375,000
5131	101257	SEDAN	MG	MG SPORT	1980	1.025	15,000,000	15,375,000
5132	101261	SEDAN	MITSUBISHI	ALL NEW LANCER GLXi MT	2005	1.025	152,000,000	155,800,000
5133	101261	SEDAN	MITSUBISHI	ALL NEW LANCER SEI AT	2005	1.025	176,000,000	180,400,000
5134	101261	SEDAN	MITSUBISHI	CANTER	1983	1.025	15,000,000	15,375,000
5135	101261	SEDAN	MITSUBISHI	CANTER	1982	1.025	14,000,000	14,350,000
5136	101261	SEDAN	MITSUBISHI	DELICA	1989	1.025	13,000,000	13,325,000
5137	101261	SEDAN	MITSUBISHI	DIAMANTE 25 V, 2497cc	1988	1.025	146,000,000	149,650,000
5138	101261	SEDAN	MITSUBISHI	EMERAUDE, 2000cc	1994	1.025	76,000,000	77,900,000
5139	101261	SEDAN	MITSUBISHI	ETERNA DOHC 2000cc AT	1993	1.025	42,000,000	43,050,000
5140	101261	SEDAN	MITSUBISHI	ETERNA DOHC 2000cc AT	1992	1.025	39,000,000	39,975,000
5141	101261	SEDAN	MITSUBISHI	ETERNA DOHC 2000cc AT	1991	1.025	36,000,000	36,900,000
5142	101261	SEDAN	MITSUBISHI	ETERNA DOHC 2000cc AT	1990	1.025	32,000,000	32,800,000
5143	101261	SEDAN	MITSUBISHI	ETERNA DOHC 2000cc AT	1989	1.025	31,000,000	31,775,000
5144	101261	SEDAN	MITSUBISHI	ETERNA DOHC 2000cc MT	1993	1.025	42,000,000	43,050,000
5145	101261	SEDAN	MITSUBISHI	ETERNA DOHC 2000cc MT	1992	1.025	39,000,000	39,975,000
5146	101261	SEDAN	MITSUBISHI	ETERNA DOHC 2000cc MT	1991	1.025	36,000,000	36,900,000
5147	101261	SEDAN	MITSUBISHI	ETERNA DOHC 2000cc MT	1990	1.025	32,000,000	32,800,000
5148	101261	SEDAN	MITSUBISHI	ETERNA DOHC 2000cc MT	1989	1.025	31,000,000	31,775,000
5149	101261	SEDAN	MITSUBISHI	ETERNA DOHC 2000cc MT	1988	1.025	30,000,000	30,750,000
5150	101261	SEDAN	MITSUBISHI	ETERNA DOHC 2000cc MT	1987	1.025	29,000,000	29,725,000
5151	101261	SEDAN	MITSUBISHI	ETERNA SOHC 2000cc SUPER SALON	1993	1.025	39,000,000	39,975,000
5152	101261	SEDAN	MITSUBISHI	ETERNA SOHC 2000cc SUPER SALON	1992	1.025	37,000,000	37,925,000
5153	101261	SEDAN	MITSUBISHI	ETERNA SOHC 2000cc SUPER SALON	1991	1.025	35,000,000	35,875,000
5154	101261	SEDAN	MITSUBISHI	ETERNA SOHC 2000cc SUPER SALON	1990	1.025	31,000,000	31,775,000
5155	101261	SEDAN	MITSUBISHI	ETERNA SOHC 2000cc SUPER SALON	1989	1.025	30,000,000	30,750,000
5156	101261	SEDAN	MITSUBISHI	ETERNA SOHC 2000cc SUPER SALON	1988	1.025	28,000,000	28,700,000
5157	101261	SEDAN	MITSUBISHI	ETERNA SOHC 2000cc SUPER SALON	1987	1.025	26,000,000	26,650,000
5158	101261	SEDAN	MITSUBISHI	EVO VI	2003	1.025	220,000,000	225,500,000
5159	101261	SEDAN	MITSUBISHI	FTO 1988cc	2000	1.025	271,000,000	277,775,000
5160	101261	SEDAN	MITSUBISHI	GALANT - 1600 GL	1986	1.025	18,000,000	18,450,000
5161	101261	SEDAN	MITSUBISHI	GALANT - 1600 GL	1985	1.025	16,000,000	16,400,000
5162	101261	SEDAN	MITSUBISHI	GALANT - 1600 GL	1984	1.025	15,500,000	15,887,500
5163	101261	SEDAN	MITSUBISHI	GALANT - 1600 GL	1983	1.025	15,000,000	15,375,000
5164	101261	SEDAN	MITSUBISHI	GALANT - 1600 GL	1982	1.025	14,500,000	14,862,500
5165	101261	SEDAN	MITSUBISHI	GALANT - 1600 GL	1981	1.025	14,000,000	14,350,000
5166	101261	SEDAN	MITSUBISHI	GALANT - 1600 GL	1980	1.025	11,000,000	11,275,000
5167	101261	SEDAN	MITSUBISHI	GALANT - 2000 ELX	2008	1.025	296,000,000	303,400,000
5168	101261	SEDAN	MITSUBISHI	GALANT - 2000 ELX	1984	1.025	21,000,000	21,525,000
5169	101261	SEDAN	MITSUBISHI	GALANT - 2000 ELX	1983	1.025	19,000,000	19,475,000
5170	101261	SEDAN	MITSUBISHI	GALANT - 2000 ELX	1982	1.025	18,000,000	18,450,000
5171	101261	SEDAN	MITSUBISHI	GALANT - 2000 ELX	1981	1.025	16,000,000	16,400,000
5172	101261	SEDAN	MITSUBISHI	GALANT - 2000 ELX	1980	1.025	12,500,000	12,812,500
5173	101261	SEDAN	MITSUBISHI	GALANT 2.0 DOHC / V6 AT 1997cc	1997	1.025	65,000,000	66,625,000
5174	101261	SEDAN	MITSUBISHI	GALANT 2.0 DOHC / V6 AT 1997cc	1996	1.025	58,000,000	59,450,000
5175	101261	SEDAN	MITSUBISHI	GALANT 2.0 DOHC / V6 AT 1997cc	1995	1.025	55,000,000	56,375,000
5176	101261	SEDAN	MITSUBISHI	GALANT 2.0 DOHC / V6 AT 1997cc	1994	1.025	51,000,000	52,275,000
5177	101261	SEDAN	MITSUBISHI	GALANT 2.0 DOHC / V6 AT 1997cc	1993	1.025	48,000,000	49,200,000
5178	101261	SEDAN	MITSUBISHI	GALANT 2.0 DOHC / V6 MT 1997cc	1997	1.025	65,000,000	66,625,000
5179	101261	SEDAN	MITSUBISHI	GALANT 2.0 DOHC / V6 MT 1997cc	1996	1.025	58,000,000	59,450,000
5180	101261	SEDAN	MITSUBISHI	GALANT 2.0 DOHC / V6 MT 1997cc	1995	1.025	55,000,000	56,375,000
5181	101261	SEDAN	MITSUBISHI	GALANT 2.0 DOHC / V6 MT 1997cc	1994	1.025	51,000,000	52,275,000

NO	KODING	JENIS	MEREK	TIPE	TH BUAT	BOBOT	NJKB	DP PKB
1	2	3	4	5	6	7	8	9
5182	101261	SEDAN	MITSUBISHI	GALANT 2.0 DOHC / V6 MT 1997cc	1993	1.025	48,000,000	49,200,000
5183	101261	SEDAN	MITSUBISHI	GALANT 2.0 SOHC / VR MPI AT 1997cc	1995	1.025	48,000,000	49,200,000
5184	101261	SEDAN	MITSUBISHI	GALANT 2.0 SOHC / VR MPI AT 1997cc	1994	1.025	45,000,000	46,125,000
5185	101261	SEDAN	MITSUBISHI	GALANT 2.0 SOHC / VR MPI AT 1997cc	1993	1.025	40,000,000	41,000,000
5186	101261	SEDAN	MITSUBISHI	GALANT 2.0 SOHC / VR MPI MT 1997cc	1996	1.025	51,000,000	52,275,000
5187	101261	SEDAN	MITSUBISHI	GALANT 2.0 SOHC / VR MPI MT 1997cc	1995	1.025	48,000,000	49,200,000
5188	101261	SEDAN	MITSUBISHI	GALANT 2.0 SOHC / VR MPI MT 1997cc	1994	1.025	45,000,000	46,125,000
5189	101261	SEDAN	MITSUBISHI	GALANT 2.0 SOHC / VR MPI MT 1997cc	1993	1.025	40,000,000	41,000,000
5190	101261	SEDAN	MITSUBISHI	GALANT 2.5 VR	1997	1.025	145,000,000	148,625,000
5191	101261	SEDAN	MITSUBISHI	GALANT FORTIS AT	2008	1.025	296,000,000	303,400,000
5192	101261	SEDAN	MITSUBISHI	GALANT II	1986	1.025	19,000,000	19,475,000
5193	101261	SEDAN	MITSUBISHI	GALANT II	1985	1.025	18,000,000	18,450,000
5194	101261	SEDAN	MITSUBISHI	GALANT II	1984	1.025	17,500,000	17,937,500
5195	101261	SEDAN	MITSUBISHI	GALANT II	1983	1.025	17,000,000	17,425,000
5196	101261	SEDAN	MITSUBISHI	GALANT II	1982	1.025	15,500,000	15,887,500
5197	101261	SEDAN	MITSUBISHI	GALANT ST AT (NEW GALLANT)	2007	1.025	245,000,000	251,125,000
5198	101261	SEDAN	MITSUBISHI	GALANT ST AT (NEW GALLANT)	2006	1.025	218,000,000	223,450,000
5199	101261	SEDAN	MITSUBISHI	GALANT ST AT (NEW GALLANT)	2005	1.025	209,000,000	214,225,000
5200	101261	SEDAN	MITSUBISHI	GALANT ST AT (NEW GALLANT)	2004	1.025	190,000,000	194,750,000
5201	101261	SEDAN	MITSUBISHI	GALANT ST AT (NEW GALLANT)	2003	1.025	173,000,000	177,325,000
5202	101261	SEDAN	MITSUBISHI	GALANT ST AT (NEW GALLANT)	2002	1.025	161,000,000	165,025,000
5203	101261	SEDAN	MITSUBISHI	GALANT ST AT (NEW GALLANT)	2001	1.025	141,000,000	144,525,000
5204	101261	SEDAN	MITSUBISHI	GALANT ST AT (NEW GALLANT)	2000	1.025	128,000,000	131,200,000
5205	101261	SEDAN	MITSUBISHI	GALANT ST AT (NEW GALLANT)	1999	1.025	110,000,000	112,750,000
5206	101261	SEDAN	MITSUBISHI	GALANT ST AT (NEW GALLANT)	1998	1.025	92,000,000	94,300,000
5207	101261	SEDAN	MITSUBISHI	GALANT ST MT (NEW GALLANT)	2007	1.025	233,000,000	238,825,000
5208	101261	SEDAN	MITSUBISHI	GALANT ST MT (NEW GALLANT)	2006	1.025	208,000,000	213,200,000
5209	101261	SEDAN	MITSUBISHI	GALANT ST MT (NEW GALLANT)	2005	1.025	192,000,000	196,800,000
5210	101261	SEDAN	MITSUBISHI	GALANT ST MT (NEW GALLANT)	2004	1.025	170,000,000	174,250,000
5211	101261	SEDAN	MITSUBISHI	GALANT ST MT (NEW GALLANT)	2003	1.025	154,000,000	157,850,000
5212	101261	SEDAN	MITSUBISHI	GALANT ST MT (NEW GALLANT)	2002	1.025	146,000,000	149,650,000
5213	101261	SEDAN	MITSUBISHI	GALANT ST MT (NEW GALLANT)	2001	1.025	131,000,000	134,275,000
5214	101261	SEDAN	MITSUBISHI	GALANT ST MT (NEW GALLANT)	2000	1.025	122,000,000	125,050,000
5215	101261	SEDAN	MITSUBISHI	GALANT ST MT (NEW GALLANT)	1999	1.025	103,000,000	105,575,000
5216	101261	SEDAN	MITSUBISHI	GALANT ST MT (NEW GALLANT)	1998	1.025	88,000,000	90,200,000
5217	101261	SEDAN	MITSUBISHI	GS41 GT 2.0L (4X2) A/T	2015	1.025	360,000,000	369,000,000
5218	101261	SEDAN	MITSUBISHI	GS41 GT 2.0L (4X2) A/T	2014	1.025	343,000,000	351,575,000
5219	101261	SEDAN	MITSUBISHI	GS41 GT 2.0L (4X2) A/T	2013	1.025	327,000,000	335,175,000
5220	101261	SEDAN	MITSUBISHI	GS41 GT 2.0L (4X2) A/T	2012	1.025	312,000,000	319,800,000
5221	101261	SEDAN	MITSUBISHI	GS41 GT 2.0L (4X2) A/T	2011	1.025	295,000,000	302,375,000
5222	101261	SEDAN	MITSUBISHI	GS41 GT 2.0L (4X2) A/T	2010	1.025	279,000,000	285,975,000
5223	101261	SEDAN	MITSUBISHI	GS41 GT 2.0L (4X2) A/T	2009	1.025	264,000,000	270,600,000
5224	101261	SEDAN	MITSUBISHI	GS41 GT 2.0L (4X2) A/T	2008	1.025	252,000,000	258,300,000
5225	101261	SEDAN	MITSUBISHI	GTO 2970cc	1999	1.025	160,000,000	164,000,000
5226	101261	SEDAN	MITSUBISHI	LANCER 1400 HB	1989	1.025	22,000,000	22,550,000
5227	101261	SEDAN	MITSUBISHI	LANCER 1400 HB	1988	1.025	21,000,000	21,525,000
5228	101261	SEDAN	MITSUBISHI	LANCER 1400 HB	1987	1.025	18,000,000	18,450,000
5229	101261	SEDAN	MITSUBISHI	LANCER 1400 HB	1986	1.025	17,000,000	17,425,000
5230	101261	SEDAN	MITSUBISHI	LANCER 1400 HB	1985	1.025	15,000,000	15,375,000
5231	101261	SEDAN	MITSUBISHI	LANCER 1400 HB	1984	1.025	14,000,000	14,350,000
5232	101261	SEDAN	MITSUBISHI	LANCER 1400 HB	1983	1.025	13,000,000	13,325,000
5233	101261	SEDAN	MITSUBISHI	LANCER 1400 SL	1990	1.025	28,000,000	28,700,000
5234	101261	SEDAN	MITSUBISHI	LANCER 1400 SL	1989	1.025	26,000,000	26,650,000
5235	101261	SEDAN	MITSUBISHI	LANCER 1400 SL	1988	1.025	25,000,000	25,625,000
5236	101261	SEDAN	MITSUBISHI	LANCER 1400 SL	1987	1.025	24,000,000	24,600,000
5237	101261	SEDAN	MITSUBISHI	LANCER 1400 SL	1986	1.025	23,000,000	23,575,000
5238	101261	SEDAN	MITSUBISHI	LANCER 1400 SL	1985	1.025	22,000,000	22,550,000
5239	101261	SEDAN	MITSUBISHI	LANCER 1400 SL	1984	1.025	21,500,000	22,037,500
5240	101261	SEDAN	MITSUBISHI	LANCER 1400 SL	1983	1.025	21,000,000	21,525,000
5241	101261	SEDAN	MITSUBISHI	LANCER 1400 SL	1982	1.025	19,000,000	19,475,000
5242	101261	SEDAN	MITSUBISHI	LANCER 1400 SL	1981	1.025	18,000,000	18,450,000
5243	101261	SEDAN	MITSUBISHI	LANCER 1400 SL	1980	1.025	16,000,000	16,400,000
5244	101261	SEDAN	MITSUBISHI	LANCER 1600 SOHC GLXi	2004	1.025	132,000,000	135,300,000
5245	101261	SEDAN	MITSUBISHI	LANCER 1600 SOHC GLXi	2003	1.025	123,000,000	126,075,000
5246	101261	SEDAN	MITSUBISHI	LANCER 1600 SOHC GLXi	2002	1.025	108,000,000	110,700,000
5247	101261	SEDAN	MITSUBISHI	LANCER 1600 SOHC GLXi	2001	1.025	96,000,000	98,400,000
5248	101261	SEDAN	MITSUBISHI	LANCER 1600 SOHC GLXi	2000	1.025	87,000,000	89,175,000
5249	101261	SEDAN	MITSUBISHI	LANCER 1600 SOHC GLXi	1999	1.025	75,000,000	76,875,000
5250	101261	SEDAN	MITSUBISHI	LANCER 1600 SOHC GLXi	1998	1.025	68,000,000	69,700,000
5251	101261	SEDAN	MITSUBISHI	LANCER 1600 SOHC GLXi	1997	1.025	61,000,000	62,525,000
5252	101261	SEDAN	MITSUBISHI	LANCER 1600 SOHC GLXi	1996	1.025	58,000,000	59,450,000
5253	101261	SEDAN	MITSUBISHI	LANCER 1600 SOHC GLXi	1995	1.025	52,000,000	53,300,000
5254	101261	SEDAN	MITSUBISHI	LANCER 1600 SOHC GLXi	1994	1.025	45,000,000	46,125,000
5255	101261	SEDAN	MITSUBISHI	LANCER 1600 SOHC GLXi	1993	1.025	38,000,000	38,950,000
5256	101261	SEDAN	MITSUBISHI	LANCER 1600 SOHC GLXi	1992	1.025	32,000,000	32,800,000
5257	101261	SEDAN	MITSUBISHI	LANCER 1600 SOHC GLXi	1991	1.025	31,000,000	31,775,000
5258	101261	SEDAN	MITSUBISHI	LANCER 1600 SOHC MT (NEW LANCER)	2000	1.025	88,000,000	90,200,000
5259	101261	SEDAN	MITSUBISHI	LANCER 1600 SOHC MT (NEW LANCER)	1999	1.025	82,000,000	84,050,000
5260	101261	SEDAN	MITSUBISHI	LANCER 1600 SOHC MT (NEW LANCER)	1998	1.025	70,000,000	71,750,000
5261	101261	SEDAN	MITSUBISHI	LANCER 1600 SOHC MT (NEW LANCER)	1997	1.025	63,000,000	64,575,000
5262	101261	SEDAN	MITSUBISHI	LANCER 1600 SOHC MT (NEW LANCER)	1996	1.025	56,000,000	57,400,000
5263	101261	SEDAN	MITSUBISHI	LANCER 1600 SOHC MT (NEW LANCER)	1995	1.025	50,000,000	51,250,000
5264	101261	SEDAN	MITSUBISHI	LANCER 1600 SOHC MT (NEW LANCER)	1994	1.025	45,000,000	46,125,000
5265	101261	SEDAN	MITSUBISHI	LANCER 1600 SOHC MT (NEW LANCER)	1993	1.025	41,000,000	42,025,000
5266	101261	SEDAN	MITSUBISHI	LANCER 1600 SOHC MT (NEW LANCER)	1992	1.025	38,000,000	38,950,000
5267	101261	SEDAN	MITSUBISHI	LANCER 1600 SOHC SEi AT	2002	1.025	121,000,000	124,025,000
5268	101261	SEDAN	MITSUBISHI	LANCER 1600 SOHC SEi AT	2001	1.025	116,000,000	118,900,000
5269	101261	SEDAN	MITSUBISHI	LANCER 1600 SOHC SEi AT	2000	1.025	109,000,000	111,725,000

NO	KODING	JENIS	MEREK	TIPE	TH BUAT	BOBOT	NJKB	DP PKB
1	2	3	4	5	6	7	8	9
5270	101261	SEDAN	MITSUBISHI	LANCER 1600 SOHC SEi AT	1999	1.025	94,000,000	96,350,000
5271	101261	SEDAN	MITSUBISHI	LANCER 1600 SOHC SEi AT	1998	1.025	82,000,000	84,050,000
5272	101261	SEDAN	MITSUBISHI	LANCER 1600 SOHC SEi AT	1997	1.025	75,000,000	76,875,000
5273	101261	SEDAN	MITSUBISHI	LANCER 1600 SOHC SEi MT	2002	1.025	116,000,000	118,900,000
5274	101261	SEDAN	MITSUBISHI	LANCER 1600 SOHC SEi MT	2001	1.025	109,000,000	111,725,000
5275	101261	SEDAN	MITSUBISHI	LANCER 1600 SOHC SEi MT	2000	1.025	94,000,000	96,350,000
5276	101261	SEDAN	MITSUBISHI	LANCER 1600 SOHC SEi MT	1999	1.025	82,000,000	84,050,000
5277	101261	SEDAN	MITSUBISHI	LANCER 1600 SOHC SEi MT	1998	1.025	75,000,000	76,875,000
5278	101261	SEDAN	MITSUBISHI	LANCER 1600 SOHC SEi MT	1997	1.025	69,000,000	70,725,000
5279	101261	SEDAN	MITSUBISHI	LANCER 1600 SOHC SEi MT	1996	1.025	60,000,000	61,500,000
5280	101261	SEDAN	MITSUBISHI	LANCER 1600 SOHC SEi MT	1995	1.025	53,000,000	54,325,000
5281	101261	SEDAN	MITSUBISHI	LANCER 1600 SOHC SEi MT	1994	1.025	48,000,000	49,200,000
5282	101261	SEDAN	MITSUBISHI	LANCER 1600 SOHC SEi MT	1993	1.025	46,000,000	47,150,000
5283	101261	SEDAN	MITSUBISHI	LANCER 1600 SOHC SEi MT	1992	1.025	34,000,000	34,850,000
5284	101261	SEDAN	MITSUBISHI	LANCER 1600 SOHC SEi MT	1991	1.025	32,000,000	32,800,000
5285	101261	SEDAN	MITSUBISHI	LANCER 1600 SOHC SEi MT	1990	1.025	31,000,000	31,775,000
5286	101261	SEDAN	MITSUBISHI	LANCER 1600 SOHC SEi MT	1989	1.025	29,000,000	29,725,000
5287	101261	SEDAN	MITSUBISHI	LANCER 1600 SOHC SEi MT	1988	1.025	25,000,000	25,625,000
5288	101261	SEDAN	MITSUBISHI	LANCER 1600 SOHC SEi MT	1987	1.025	19,000,000	19,475,000
5289	101261	SEDAN	MITSUBISHI	LANCER 1.6 MT (CBU)	2003	1.025	119,000,000	121,975,000
5290	101261	SEDAN	MITSUBISHI	LANCER 1.6 MT (CBU)	2002	1.025	116,000,000	118,900,000
5291	101261	SEDAN	MITSUBISHI	LANCER 1.6 SEi AT	2002	1.025	118,000,000	120,950,000
5292	101261	SEDAN	MITSUBISHI	LANCER 1800 COUPE CBU	2002	1.025	229,000,000	234,725,000
5293	101261	SEDAN	MITSUBISHI	LANCER 1800 COUPE CBU	2001	1.025	220,000,000	225,500,000
5294	101261	SEDAN	MITSUBISHI	LANCER 1800 COUPE CBU	2000	1.025	207,000,000	212,175,000
5295	101261	SEDAN	MITSUBISHI	LANCER 1.8 AT (CBU)	2004	1.025	156,000,000	159,900,000
5296	101261	SEDAN	MITSUBISHI	LANCER 1.8 AT (CBU)	2003	1.025	140,000,000	143,500,000
5297	101261	SEDAN	MITSUBISHI	LANCER 1.8 AT (CBU)	2002	1.025	137,000,000	140,425,000
5298	101261	SEDAN	MITSUBISHI	LANCER 1.8 GLXi MT	2009	1.025	192,000,000	196,800,000
5299	101261	SEDAN	MITSUBISHI	LANCER 1.8 GLXi MT	2008	1.025	176,000,000	180,400,000
5300	101261	SEDAN	MITSUBISHI	LANCER 1.8 GLXi MT	2007	1.025	159,000,000	162,975,000
5301	101261	SEDAN	MITSUBISHI	LANCER 1.8 GLXi MT	2006	1.025	131,000,000	134,275,000
5302	101261	SEDAN	MITSUBISHI	LANCER 1.8 GLXi MT	2005	1.025	123,000,000	126,075,000
5303	101261	SEDAN	MITSUBISHI	LANCER 1.8 GLXi MT	2004	1.025	114,000,000	116,850,000
5304	101261	SEDAN	MITSUBISHI	LANCER 1.8L GLXi (4X2) M/T	2010	1.025	196,000,000	200,900,000
5305	101261	SEDAN	MITSUBISHI	LANCER 1.8L GLXi (4X2) M/T	2009	1.025	192,000,000	196,800,000
5306	101261	SEDAN	MITSUBISHI	LANCER 1.8L GLXi (4X2) M/T	2008	1.025	176,000,000	180,400,000
5307	101261	SEDAN	MITSUBISHI	LANCER 1.8L SEi (4X2) A/T	2015	1.025	242,000,000	248,050,000
5308	101261	SEDAN	MITSUBISHI	LANCER 1.8L SEi (4X2) A/T	2014	1.025	230,000,000	235,750,000
5309	101261	SEDAN	MITSUBISHI	LANCER 1.8L SEi (4X2) A/T	2013	1.025	220,000,000	225,500,000
5310	101261	SEDAN	MITSUBISHI	LANCER 1.8L SEi (4X2) A/T	2012	1.025	209,000,000	214,225,000
5311	101261	SEDAN	MITSUBISHI	LANCER 1.8L SEi (4X2) A/T	2011	1.025	200,000,000	205,000,000
5312	101261	SEDAN	MITSUBISHI	LANCER 1.8L SEi (4X2) A/T	2010	1.025	190,000,000	194,750,000
5313	101261	SEDAN	MITSUBISHI	LANCER 1.8L SEi (4X2) A/T	2009	1.025	182,000,000	186,550,000
5314	101261	SEDAN	MITSUBISHI	LANCER 1.8L SEi (4X2) A/T	2008	1.025	174,000,000	178,350,000
5315	101261	SEDAN	MITSUBISHI	LANCER 1.8 MT	2009	1.025	192,000,000	196,800,000
5316	101261	SEDAN	MITSUBISHI	LANCER 1.8 MT	2008	1.025	176,000,000	180,400,000
5317	101261	SEDAN	MITSUBISHI	LANCER 1.8 MT	2007	1.025	159,000,000	162,975,000
5318	101261	SEDAN	MITSUBISHI	LANCER 1.8 MT	1997	1.025	80,000,000	82,000,000
5319	101261	SEDAN	MITSUBISHI	LANCER 1.8 MT	1996	1.025	58,000,000	59,450,000
5320	101261	SEDAN	MITSUBISHI	LANCER 1.8 MT	1995	1.025	52,000,000	53,300,000
5321	101261	SEDAN	MITSUBISHI	LANCER 1.8 MT	1991	1.025	43,000,000	44,075,000
5322	101261	SEDAN	MITSUBISHI	LANCER 1.8 MT	1983	1.025	21,000,000	21,525,000
5323	101261	SEDAN	MITSUBISHI	LANCER 1.8 SEi AT	2009	1.025	203,000,000	208,075,000
5324	101261	SEDAN	MITSUBISHI	LANCER 1.8 SEi AT	2008	1.025	195,000,000	199,875,000
5325	101261	SEDAN	MITSUBISHI	LANCER 1.8 SEi AT	2007	1.025	178,000,000	182,450,000
5326	101261	SEDAN	MITSUBISHI	LANCER 1.8 SEi AT	2006	1.025	150,000,000	153,750,000
5327	101261	SEDAN	MITSUBISHI	LANCER 1.8 SEi AT	2005	1.025	141,000,000	144,525,000
5328	101261	SEDAN	MITSUBISHI	LANCER 1.8 SEi AT	2004	1.025	131,000,000	134,275,000
5329	101261	SEDAN	MITSUBISHI	LANCER 2.0 (CBU)	2007	1.025	379,000,000	388,475,000
5330	101261	SEDAN	MITSUBISHI	LANCER 2.0L MT (CBU)	2007	1.025	379,000,000	388,475,000
5331	101261	SEDAN	MITSUBISHI	LANCER 2.0L MT (CBU)	2006	1.025	354,000,000	362,850,000
5332	101261	SEDAN	MITSUBISHI	LANCER 2.0L MT (CBU)	2005	1.025	337,000,000	345,425,000
5333	101261	SEDAN	MITSUBISHI	LANCER DONHC 1800 CC	1992	1.025	38,000,000	38,950,000
5334	101261	SEDAN	MITSUBISHI	LANCER DONHC 16 V-1600cc (LANCER DAN GAN)	1996	1.025	45,000,000	46,125,000
5335	101261	SEDAN	MITSUBISHI	LANCER DONHC 16 V-1600cc (LANCER DAN GAN)	1995	1.025	38,000,000	38,950,000
5336	101261	SEDAN	MITSUBISHI	LANCER DONHC 16 V-1600cc (LANCER DAN GAN)	1994	1.025	36,000,000	36,900,000
5337	101261	SEDAN	MITSUBISHI	LANCER DONHC 16 V-1600cc (LANCER DAN GAN)	1993	1.025	33,000,000	33,825,000
5338	101261	SEDAN	MITSUBISHI	LANCER DONHC 16 V-1600cc (LANCER DAN GAN)	1992	1.025	32,000,000	32,800,000
5339	101261	SEDAN	MITSUBISHI	LANCER DONHC 16 V-1600cc (LANCER DAN GAN)	1991	1.025	31,000,000	31,775,000
5340	101261	SEDAN	MITSUBISHI	LANCER DONHC 16 V-1600cc (LANCER DAN GAN)	1990	1.025	27,000,000	27,675,000
5341	101261	SEDAN	MITSUBISHI	LANCER DONHC 16 V-1600cc (LANCER DAN GAN)	1989	1.025	26,000,000	26,650,000
5342	101261	SEDAN	MITSUBISHI	LANCER DONHC 16 V-1600cc (LANCER DAN GAN)	1988	1.025	24,000,000	24,600,000
5343	101261	SEDAN	MITSUBISHI	LANCER DONHC 16 V-1834cc	2000	1.025	238,000,000	243,950,000
5344	101261	SEDAN	MITSUBISHI	LANCER DONHC 16 V-1834cc	1999	1.025	209,000,000	214,225,000
5345	101261	SEDAN	MITSUBISHI	LANCER DONHC 16 V-1834cc	1998	1.025	187,000,000	191,675,000
5346	101261	SEDAN	MITSUBISHI	LANCER DONHC 16 V-1834cc	1997	1.025	130,000,000	133,250,000
5347	101261	SEDAN	MITSUBISHI	LANCER DONHC 16 V-1834cc	1996	1.025	60,000,000	61,500,000
5348	101261	SEDAN	MITSUBISHI	LANCER EVO IX 2.0 MT	2005	1.025	421,000,000	431,525,000
5349	101261	SEDAN	MITSUBISHI	LANCER EVO RS	2004	1.025	156,000,000	159,900,000
5350	101261	SEDAN	MITSUBISHI	LANCER EVO VI.5 CBU	2003	1.025	342,000,000	350,550,000
5351	101261	SEDAN	MITSUBISHI	LANCER EVO VI.5 CBU	2002	1.025	324,000,000	332,100,000
5352	101261	SEDAN	MITSUBISHI	LANCER EVO VI - CBU	2002	1.025	212,000,000	217,300,000
5353	101261	SEDAN	MITSUBISHI	LANCER EVO VI - CBU	2001	1.025	206,000,000	211,150,000
5354	101261	SEDAN	MITSUBISHI	LANCER EVO VI - CBU	2000	1.025	193,000,000	197,825,000
5355	101261	SEDAN	MITSUBISHI	LANCER EVO VII AT	2003	1.025	356,000,000	364,900,000
5356	101261	SEDAN	MITSUBISHI	LANCER EVO VIII 2.0 MT	2005	1.025	401,000,000	411,025,000
5357	101261	SEDAN	MITSUBISHI	LANCER EVO X 2.0L (4X4) A/T	2015	1.025	1,103,000,000	1,130,575,000

NO	KODING	JENIS	MEREK	TIPE	TH BUAT	BOBOT	NJKB	DP PKB
1	2	3	4	5	6	7	8	9
5358	101261	SEDAN	MITSUBISHI	LANCER EVO X 2.0L (4X4) A/T	2014	1.025	1,050,000,000	1,076,250,000
5359	101261	SEDAN	MITSUBISHI	LANCER EVO X 2.0L (4X4) A/T	2013	1.025	999,000,000	1,023,975,000
5360	101261	SEDAN	MITSUBISHI	LANCER EVO X 2.0L (4X4) A/T	2012	1.025	948,000,000	971,700,000
5361	101261	SEDAN	MITSUBISHI	LANCER EVO X 2.0L (4X4) A/T	2011	1.025	902,000,000	924,550,000
5362	101261	SEDAN	MITSUBISHI	LANCER EVO X 2.0L (4X4) A/T	2010	1.025	858,000,000	879,450,000
5363	101261	SEDAN	MITSUBISHI	LANCER EVO X 2.0L (4X4) A/T	2009	1.025	728,000,000	746,200,000
5364	101261	SEDAN	MITSUBISHI	LANCER EVO X 2.0L (4X4) A/T	2008	1.025	653,000,000	669,325,000
5365	101261	SEDAN	MITSUBISHI	LANCER SOHC 1500cc AT (NEW LANCER)	1995	1.025	46,000,000	47,150,000
5366	101261	SEDAN	MITSUBISHI	LANCER SOHC 1500cc AT (NEW LANCER)	1994	1.025	43,000,000	44,075,000
5367	101261	SEDAN	MITSUBISHI	LANCER SOHC 1500cc AT (NEW LANCER)	1993	1.025	41,000,000	42,025,000
5368	101261	SEDAN	MITSUBISHI	LANCER SOHC 1500cc MT (LANCER DAN GAN)	1994	1.025	35,000,000	35,875,000
5369	101261	SEDAN	MITSUBISHI	LANCER SOHC 1500cc MT (LANCER DAN GAN)	1993	1.025	31,000,000	31,775,000
5370	101261	SEDAN	MITSUBISHI	LANCER SOHC 1500cc MT (LANCER DAN GAN)	1992	1.025	29,000,000	29,725,000
5371	101261	SEDAN	MITSUBISHI	LANCER SOHC 1500cc MT (LANCER DAN GAN)	1991	1.025	28,000,000	28,700,000
5372	101261	SEDAN	MITSUBISHI	LANCER SOHC 1500cc MT (LANCER DAN GAN)	1990	1.025	25,000,000	25,625,000
5373	101261	SEDAN	MITSUBISHI	LANCER SOHC 1500cc MT (LANCER DAN GAN)	1989	1.025	24,000,000	24,600,000
5374	101261	SEDAN	MITSUBISHI	LANCER SOHC 1500cc MT (LANCER DAN GAN)	1988	1.025	23,000,000	23,575,000
5375	101261	SEDAN	MITSUBISHI	LANCER SOHC 1500cc MT (LANCER DAN GAN)	1987	1.025	22,000,000	22,550,000
5376	101261	SEDAN	MITSUBISHI	LANCER SOHC 1500cc MT (LANCER DAN GAN)	1986	1.025	21,000,000	21,525,000
5377	101261	SEDAN	MITSUBISHI	LANCER SOHC 1500cc MT (LANCER DAN GAN)	1985	1.025	19,000,000	19,475,000
5378	101261	SEDAN	MITSUBISHI	LANCER SOHC 1500cc MT (LANCER DAN GAN)	1984	1.025	18,000,000	18,450,000
5379	101261	SEDAN	MITSUBISHI	LANCER SOHC 1500cc MT (LANCER DAN GAN)	1983	1.025	17,000,000	17,425,000
5380	101261	SEDAN	MITSUBISHI	LANCER SOHC 1600cc AT (NEW LANCER)	1996	1.025	60,000,000	61,500,000
5381	101261	SEDAN	MITSUBISHI	LANCER SOHC 1600cc AT (NEW LANCER)	1995	1.025	53,000,000	54,325,000
5382	101261	SEDAN	MITSUBISHI	LANCER SOHC 1600cc AT (NEW LANCER)	1994	1.025	48,000,000	49,200,000
5383	101261	SEDAN	MITSUBISHI	LANCER SOHC 1600cc AT (NEW LANCER)	1993	1.025	45,000,000	46,125,000
5384	101261	SEDAN	MITSUBISHI	LANCER SOHC 1600cc MT (NEW LANCER)	1996	1.025	54,000,000	55,350,000
5385	101261	SEDAN	MITSUBISHI	LANCER SOHC 1600cc MT (NEW LANCER)	1995	1.025	48,000,000	49,200,000
5386	101261	SEDAN	MITSUBISHI	LANCER SOHC 1600cc MT (NEW LANCER)	1994	1.025	43,000,000	44,075,000
5387	101261	SEDAN	MITSUBISHI	LANCER SOHC 1600cc MT (NEW LANCER)	1993	1.025	40,000,000	41,000,000
5388	101261	SEDAN	MITSUBISHI	LEGNUM GDI	1997	1.025	63,000,000	64,575,000
5389	101261	SEDAN	MITSUBISHI	MAGNA 3.0 L, 2972cc	2002	1.025	324,000,000	332,100,000
5390	101261	SEDAN	MITSUBISHI	MAGNA 3.0 L, 2972cc	2000	1.025	199,000,000	203,975,000
5391	101261	SEDAN	MITSUBISHI	MITSUBISHI	1980	1.025	10,000,000	10,250,000
5392	101261	SEDAN	MITSUBISHI	NEW LANCER 1600cc / BV	1990	1.025	22,000,000	22,550,000
5393	101261	SEDAN	MITSUBISHI	NEW LANCER 1600cc / BV	1989	1.025	22,000,000	22,550,000
5394	101261	SEDAN	MITSUBISHI	NEW LANCER 1600cc / BV	1988	1.025	21,000,000	21,525,000
5395	101261	SEDAN	MITSUBISHI	NEW LANCER 1600cc / BV	1987	1.025	19,000,000	19,475,000
5396	101261	SEDAN	MITSUBISHI	NEW LANCER EVOLUTION TURBO 2000CC DOHC	2012	1.025	998,000,000	1,022,950,000
5397	101261	SEDAN	MITSUBISHI	NEW LANCER EVOLUTION TURBO 2000CC DOHC	2011	1.025	997,000,000	1,021,925,000
5398	101261	SEDAN	MITSUBISHI	NEW LANCER EVOLUTION TURBO 2000CC DOHC	2010	1.025	972,000,000	996,300,000
5399	101261	SEDAN	MITSUBISHI	NEW LANCER EVOLUTION TURBO 2000CC DOHC	2009	1.025	728,000,000	746,200,000
5400	101261	SEDAN	MITSUBISHI	NEW LANCER EVOLUTION TURBO 2000CC DOHC	2008	1.025	653,000,000	669,325,000
5401	101261	SEDAN	MITSUBISHI	NEW LANCER GLX i 1.8 MT	2004	1.025	128,000,000	131,200,000
5402	101261	SEDAN	MITSUBISHI	V6 AT (NEW GALLANT)	2004	1.025	187,000,000	191,675,000
5403	101261	SEDAN	MITSUBISHI	V6 DOHC AT (NEW GALLANT)	2005	1.025	197,000,000	201,925,000
5404	101261	SEDAN	MITSUBISHI	V6 DOHC AT (NEW GALLANT)	2004	1.025	163,000,000	167,075,000
5405	101261	SEDAN	MITSUBISHI	V6 DOHC AT (NEW GALLANT)	2003	1.025	137,000,000	140,425,000
5406	101261	SEDAN	MITSUBISHI	V6 DOHC AT (NEW GALLANT)	2002	1.025	119,000,000	121,975,000
5407	101261	SEDAN	MITSUBISHI	V6 DOHC AT (NEW GALLANT)	2001	1.025	112,000,000	114,800,000
5408	101261	SEDAN	MITSUBISHI	V6 DOHC AT (NEW GALLANT)	2000	1.025	104,000,000	106,600,000
5409	101261	SEDAN	MITSUBISHI	V6 DOHC MT (NEW GALLANT)	2005	1.025	192,000,000	196,800,000
5410	101261	SEDAN	MITSUBISHI	V6 DOHC MT (NEW GALLANT)	2004	1.025	158,000,000	161,950,000
5411	101261	SEDAN	MITSUBISHI	V6 DOHC MT (NEW GALLANT)	2003	1.025	133,000,000	136,325,000
5412	101261	SEDAN	MITSUBISHI	V6 DOHC MT (NEW GALLANT)	2002	1.025	116,000,000	118,900,000
5413	101261	SEDAN	MITSUBISHI	V6 DOHC MT (NEW GALLANT)	2001	1.025	106,000,000	108,650,000
5414	101261	SEDAN	MITSUBISHI	V6 DOHC MT (NEW GALLANT)	2000	1.025	100,000,000	102,500,000
5415	101267	SEDAN	MORINA	1300	1980	1.025	8,500,000	8,712,500
5416	101268	SEDAN	MORRIS	1000	1980	1.025	11,000,000	11,275,000
5417	101268	SEDAN	MORRIS	EIGHT	1980	1.025	12,000,000	12,300,000
5418	101268	SEDAN	MORRIS	MARINA	1980	1.025	11,000,000	11,275,000
5419	101268	SEDAN	MORRIS	MGA	1980	1.025	11,000,000	11,275,000
5420	101268	SEDAN	MORRIS	MINI 1300 GT	1980	1.025	11,000,000	11,275,000
5421	101268	SEDAN	MORRIS	MINI COUPE 1.6 L AT	2010	1.025	389,000,000	398,725,000
5422	101268	SEDAN	MORRIS	MINI COUPE 1.6 L AT	2009	1.025	370,000,000	379,250,000
5423	101268	SEDAN	MORRIS	MINI COUPE 1.6 L AT	2008	1.025	365,000,000	374,125,000
5424	101268	SEDAN	MORRIS	MINI COUPE 1.6 L AT	2007	1.025	355,000,000	363,875,000
5425	101268	SEDAN	MORRIS	MINI COUPE 1.6 L AT	2006	1.025	305,000,000	312,625,000
5426	101268	SEDAN	MORRIS	MINI COUPE 1.6 L AT	2005	1.025	275,000,000	281,875,000
5427	101268	SEDAN	MORRIS	MINI COUPE 1.6 L AT	2004	1.025	239,000,000	244,975,000
5428	101268	SEDAN	MORRIS	MINI COUPE 1.6 L AT	2003	1.025	219,000,000	224,475,000
5429	101268	SEDAN	MORRIS	MINI COUPE 1.6 L AT	2002	1.025	215,000,000	220,375,000
5430	101268	SEDAN	MORRIS	MINI SALOON 1000	1981	1.025	16,000,000	16,400,000
5431	101268	SEDAN	MORRIS	MINI SALOON 1000	1980	1.025	11,000,000	11,275,000
5432	101268	SEDAN	MORRIS	MINOR	1980	1.025	11,000,000	11,275,000
5433	101268	SEDAN	MORRIS	MORRIS MINI COUPE	1980	1.025	11,000,000	11,275,000
5434	101268	SEDAN	MORRIS	MOUT	1980	1.025	12,000,000	12,300,000
5435	101268	SEDAN	MORRIS	OXFORD	1980	1.025	11,000,000	11,275,000
5436	101269	SEDAN	MOSKVICH	1400	1980	1.025	7,000,000	7,175,000
5437	101269	SEDAN	MOSKVICH	1500, 2140cc	1980	1.025	7,000,000	7,175,000
5438	101279	SEDAN	NASH	NASH	1980	1.025	8,000,000	8,200,000
5439	101284	SEDAN	NISSAN	180 SX 1 TURBO AT	1999	1.025	212,000,000	217,300,000
5440	101284	SEDAN	NISSAN	200 SX 2.0 TURBO AT	2001	1.025	226,000,000	231,650,000
5441	101284	SEDAN	NISSAN	ALL NEW INFINITY TOURING (CBU)	2006	1.025	371,000,000	380,275,000
5442	101284	SEDAN	NISSAN	ALL NEW INFINITY TOURING (CBU)	2005	1.025	347,000,000	355,675,000
5443	101284	SEDAN	NISSAN	ALMERA 1.5 (4X2) A/T	2018	1.025	145,000,000	148,625,000
5444	101284	SEDAN	NISSAN	ALMERA 1.5 (4X2) A/T	2017	1.025	145,000,000	148,625,000
5445	101284	SEDAN	NISSAN	ALMERA 1.5 (4X2) A/T	2016	1.025	138,000,000	141,450,000

NO	KODING	JENIS	MEREK	TIPE	TH BUAT	BOBOT	NJKB	DP PKB
1	2	3	4	5	6	7	8	9
5446	101284	SEDAN	NISSAN	ALMERA 1.5 (4X2) A/T	2015	1.025	131,000,000	134,275,000
5447	101284	SEDAN	NISSAN	ALMERA 1.5 (4X2) A/T	2014	1.025	124,000,000	127,100,000
5448	101284	SEDAN	NISSAN	ALMERA 1.5 (4X2) A/T	2013	1.025	118,000,000	120,950,000
5449	101284	SEDAN	NISSAN	ALMERA 1.5 (4X2) A/T	2012	1.025	112,000,000	114,800,000
5450	101284	SEDAN	NISSAN	ALMERA 1.5 (4X2) MT	2018	1.025	137,000,000	140,425,000
5451	101284	SEDAN	NISSAN	ALMERA 1.5 (4X2) MT	2017	1.025	137,000,000	140,425,000
5452	101284	SEDAN	NISSAN	ALMERA 1.5 (4X2) MT	2016	1.025	130,000,000	133,250,000
5453	101284	SEDAN	NISSAN	ALMERA 1.5 (4X2) MT	2015	1.025	124,000,000	127,100,000
5454	101284	SEDAN	NISSAN	ALMERA 1.5 (4X2) MT	2014	1.025	118,000,000	120,950,000
5455	101284	SEDAN	NISSAN	ALMERA 1.5 (4X2) MT	2013	1.025	112,000,000	114,800,000
5456	101284	SEDAN	NISSAN	ALMERA 1.5 (4X2) MT	2012	1.025	106,000,000	108,650,000
5457	101284	SEDAN	NISSAN	ALMERA 1.5 (4X2) MT (TAXI)	2018	1.025	120,000,000	123,000,000
5458	101284	SEDAN	NISSAN	ALMERA 1.5 (4X2) MT (TAXI)	2017	1.025	120,000,000	123,000,000
5459	101284	SEDAN	NISSAN	ALMERA 1.5 (4X2) MT (TAXI)	2016	1.025	114,000,000	116,850,000
5460	101284	SEDAN	NISSAN	ALMERA 1.5 (4X2) MT (TAXI)	2015	1.025	108,000,000	110,700,000
5461	101284	SEDAN	NISSAN	ALMERA 1.5 (4X2) MT (TAXI)	2014	1.025	103,000,000	105,575,000
5462	101284	SEDAN	NISSAN	ALMERA 1.5 (4X2) MT (TAXI)	2013	1.025	98,000,000	100,450,000
5463	101284	SEDAN	NISSAN	ALMERA 1.5 (4X2) MT (TAXI)	2012	1.025	93,000,000	95,325,000
5464	101284	SEDAN	NISSAN	BLUE BIRD	1982	1.025	14,000,000	14,350,000
5465	101284	SEDAN	NISSAN	BLUE BIRD	1981	1.025	13,000,000	13,325,000
5466	101284	SEDAN	NISSAN	BLUE BIRD	1980	1.025	11,000,000	11,275,000
5467	101284	SEDAN	NISSAN	CEDRIC	1997	1.025	46,000,000	47,150,000
5468	101284	SEDAN	NISSAN	CEDRIC	1996	1.025	44,000,000	45,100,000
5469	101284	SEDAN	NISSAN	CEDRIC	1995	1.025	42,000,000	43,050,000
5470	101284	SEDAN	NISSAN	CEDRIC	1994	1.025	41,000,000	42,025,000
5471	101284	SEDAN	NISSAN	CEDRIC	1993	1.025	37,000,000	37,925,000
5472	101284	SEDAN	NISSAN	CEDRIC	1992	1.025	33,000,000	33,825,000
5473	101284	SEDAN	NISSAN	CEDRIC	1991	1.025	32,000,000	32,800,000
5474	101284	SEDAN	NISSAN	CEDRIC 2500cc BUILT UP EKS KTT NON BLOCK X	1992	1.025	37,000,000	37,925,000
5475	101284	SEDAN	NISSAN	CEDRIC 3.2 DIESEL MT	2005	1.025	172,000,000	176,300,000
5476	101284	SEDAN	NISSAN	CEDRIC 3.2 DIESEL MT	2004	1.025	159,000,000	162,975,000
5477	101284	SEDAN	NISSAN	CEDRIC Y/31 VARIAN D - 2.7 MT, 2664cc	1997	1.025	39,000,000	39,975,000
5478	101284	SEDAN	NISSAN	CEFIRO 2000cc HA-31 AT	1996	1.025	47,000,000	48,175,000
5479	101284	SEDAN	NISSAN	CEFIRO 2000cc HA-31 AT	1995	1.025	45,000,000	46,125,000
5480	101284	SEDAN	NISSAN	CEFIRO 2000cc HA-31 AT	1994	1.025	38,000,000	38,950,000
5481	101284	SEDAN	NISSAN	CEFIRO 2000cc HA-31 AT	1993	1.025	37,000,000	37,925,000
5482	101284	SEDAN	NISSAN	CEFIRO 2000cc HA-31 AT	1992	1.025	34,000,000	34,850,000
5483	101284	SEDAN	NISSAN	CEFIRO 2000cc HA-31 AT	1991	1.025	32,000,000	32,800,000
5484	101284	SEDAN	NISSAN	CEFIRO 2000cc HA-31 AT	1990	1.025	26,000,000	26,650,000
5485	101284	SEDAN	NISSAN	CEFIRO 2000cc HA-31 AT	1989	1.025	25,000,000	25,625,000
5486	101284	SEDAN	NISSAN	CEFIRO 2000cc HA-31 MT	1996	1.025	51,000,000	52,275,000
5487	101284	SEDAN	NISSAN	CEFIRO 2000cc HA-31 MT	1995	1.025	47,000,000	48,175,000
5488	101284	SEDAN	NISSAN	CEFIRO 2000cc HA-31 MT	1994	1.025	42,000,000	43,050,000
5489	101284	SEDAN	NISSAN	CEFIRO 2000cc HA-31 MT	1993	1.025	39,000,000	39,975,000
5490	101284	SEDAN	NISSAN	CEFIRO 2000cc HA-31 MT	1992	1.025	34,000,000	34,850,000
5491	101284	SEDAN	NISSAN	CEFIRO 2000cc HA-31 MT	1991	1.025	32,000,000	32,800,000
5492	101284	SEDAN	NISSAN	CEFIRO 2000cc HA-31 MT	1990	1.025	26,000,000	26,650,000
5493	101284	SEDAN	NISSAN	CEFIRO 2000cc HA-31 MT	1989	1.025	25,000,000	25,625,000
5494	101284	SEDAN	NISSAN	CEFIRO 2.0 AT	2007	1.025	199,000,000	203,975,000
5495	101284	SEDAN	NISSAN	CEFIRO 2.0 AT	2006	1.025	177,000,000	181,425,000
5496	101284	SEDAN	NISSAN	CEFIRO 2.0 AT	2005	1.025	158,000,000	161,950,000
5497	101284	SEDAN	NISSAN	CEFIRO 3000cc - CBU	2004	1.025	246,000,000	252,150,000
5498	101284	SEDAN	NISSAN	CEFIRO 3000cc - CBU	2003	1.025	218,000,000	223,450,000
5499	101284	SEDAN	NISSAN	CEFIRO 3000cc - CBU	2002	1.025	205,000,000	210,125,000
5500	101284	SEDAN	NISSAN	CEFIRO 3000cc - CBU	2001	1.025	196,000,000	200,900,000
5501	101284	SEDAN	NISSAN	CEFIRO 3000cc - CBU	2000	1.025	184,000,000	188,600,000
5502	101284	SEDAN	NISSAN	CEFIRO 3.0 L V6 AT	2005	1.025	268,000,000	274,700,000
5503	101284	SEDAN	NISSAN	CEFIRO 3.0 L V6 AT	2004	1.025	252,000,000	258,300,000
5504	101284	SEDAN	NISSAN	CEFIRO 3.0 V6	1997	1.025	104,000,000	106,600,000
5505	101284	SEDAN	NISSAN	FAIRLADY 3.5L AUTOMATIC	2009	1.025	644,000,000	660,100,000
5506	101284	SEDAN	NISSAN	FAIRLADY 3.5L AUTOMATIC	2008	1.025	578,000,000	592,450,000
5507	101284	SEDAN	NISSAN	FAIRLADY 3.5L AUTOMATIC	2007	1.025	515,000,000	527,875,000
5508	101284	SEDAN	NISSAN	FAIRLADY 3.5L AUTOMATIC	2006	1.025	474,000,000	485,850,000
5509	101284	SEDAN	NISSAN	FAIRLADY Z 3.5	2005	1.025	448,000,000	459,200,000
5510	101284	SEDAN	NISSAN	FAIRLADY Z 3.5 AT	2009	1.025	644,000,000	660,100,000
5511	101284	SEDAN	NISSAN	FAIRLADY Z 3.5 AT	2008	1.025	578,000,000	592,450,000
5512	101284	SEDAN	NISSAN	FAIRLADY Z 3.5 AT	2007	1.025	515,000,000	527,875,000
5513	101284	SEDAN	NISSAN	FAIRLADY Z 3.5 AT	2006	1.025	474,000,000	485,850,000
5514	101284	SEDAN	NISSAN	FAIRLADY Z 3.5 AT	2005	1.025	448,000,000	459,200,000
5515	101284	SEDAN	NISSAN	FAIRLADY Z 3.5 AT	2004	1.025	400,000,000	410,000,000
5516	101284	SEDAN	NISSAN	FAIRLADY Z AT	2011	1.025	864,000,000	885,600,000
5517	101284	SEDAN	NISSAN	FAIRLADY Z ROADSTER	2010	1.025	1,154,000,000	1,182,850,000
5518	101284	SEDAN	NISSAN	GA 1597cc	1997	1.025	43,000,000	44,075,000
5519	101284	SEDAN	NISSAN	GT-R 3.8 (4X4) A/T	2018	1.025	2,574,000,000	2,638,350,000
5520	101284	SEDAN	NISSAN	GT-R 3.8 (4X4) A/T	2017	1.025	2,574,000,000	2,638,350,000
5521	101284	SEDAN	NISSAN	GT-R 3.8 (4X4) A/T	2016	1.025	2,445,000,000	2,506,125,000
5522	101284	SEDAN	NISSAN	GT-R 3.8 (4X4) A/T	2015	1.025	2,323,000,000	2,381,075,000
5523	101284	SEDAN	NISSAN	GT-R 3.8 (4X4) A/T	2014	1.025	2,207,000,000	2,262,175,000
5524	101284	SEDAN	NISSAN	GT-R 3.8 (4X4) A/T	2013	1.025	2,097,000,000	2,149,425,000
5525	101284	SEDAN	NISSAN	GT-R 3.8 (4X4) A/T PREMIUM BLACK	2015	1.025	1,706,000,000	1,748,650,000
5526	101284	SEDAN	NISSAN	INFINITI Q50 HYBRID 3.5 (4X2) A/T	2018	1.025	741,000,000	759,525,000
5527	101284	SEDAN	NISSAN	INFINITI Q50 HYBRID 3.5 (4X2) A/T	2017	1.025	727,000,000	745,175,000
5528	101284	SEDAN	NISSAN	INFINITI Q50 TURBO 2.0 (4X2) A/T	2018	1.025	741,000,000	759,525,000
5529	101284	SEDAN	NISSAN	INFINITI Q50 TURBO 2.0 (4X2) A/T	2017	1.025	727,000,000	745,175,000
5530	101284	SEDAN	NISSAN	INFINITI Q60 COUPE 3.7 (4X2) A/T	2018	1.025	1,172,000,000	1,201,300,000
5531	101284	SEDAN	NISSAN	INFINITI Q60 COUPE 3.7 (4X2) A/T	2017	1.025	956,000,000	979,900,000
5532	101284	SEDAN	NISSAN	INFINITI Q70 3.7 (4X2) A/T	2018	1.025	1,289,000,000	1,321,225,000
5533	101284	SEDAN	NISSAN	INFINITI Q70 3.7 (4X2) A/T	2017	1.025	956,000,000	979,900,000

NO	KODING	JENIS	MEREK	TIPE	TH BUAT	BOBOT	NJKB	DP PKB
1	2	3	4	5	6	7	8	9
5534	101284	SEDAN	NISSAN	INFINITY	1994	1.025	88,000,000	90,200,000
5535	101284	SEDAN	NISSAN	INFINITY 3.0 MT	2004	1.025	288,000,000	295,200,000
5536	101284	SEDAN	NISSAN	INFINITY 3.0 MT	2003	1.025	254,000,000	260,350,000
5537	101284	SEDAN	NISSAN	INFINITY 3.0 MT	2002	1.025	229,000,000	234,725,000
5538	101284	SEDAN	NISSAN	INFINITY 3.0 MT	2001	1.025	148,000,000	151,700,000
5539	101284	SEDAN	NISSAN	INFINITY 3.0 MT	2000	1.025	124,000,000	127,100,000
5540	101284	SEDAN	NISSAN	INFINITY BUILT UP EKS APEC MEETING	1994	1.025	88,000,000	90,200,000
5541	101284	SEDAN	NISSAN	INFINITY I 30 3000cc	1999	1.025	102,000,000	104,550,000
5542	101284	SEDAN	NISSAN	INFINITY I 30 3000cc	1998	1.025	90,000,000	92,250,000
5543	101284	SEDAN	NISSAN	INFINITY I 30 3000cc	1997	1.025	81,000,000	83,025,000
5544	101284	SEDAN	NISSAN	INFINITY I 30 FL (FACELIFT) 3000cc	2003	1.025	232,000,000	237,800,000
5545	101284	SEDAN	NISSAN	INFINITY I 30 FL (FACELIFT) 3000cc	2002	1.025	209,000,000	214,225,000
5546	101284	SEDAN	NISSAN	INFINITY I 30 FL (FACELIFT) 3000cc	2001	1.025	188,000,000	192,700,000
5547	101284	SEDAN	NISSAN	INFINITY I 30 FL (FACELIFT) 3000cc	2000	1.025	166,000,000	170,150,000
5548	101284	SEDAN	NISSAN	INFINITY I 30 FL (FACELIFT) 3000cc	1999	1.025	135,000,000	138,375,000
5549	101284	SEDAN	NISSAN	INFINITY I 30 V6 AT - CBU	2004	1.025	275,000,000	281,875,000
5550	101284	SEDAN	NISSAN	INFINITY I 30 V6 AT - CBU	2003	1.025	248,000,000	254,200,000
5551	101284	SEDAN	NISSAN	INFINITY I 30 V6 AT - CBU	2002	1.025	234,000,000	239,850,000
5552	101284	SEDAN	NISSAN	INFINITY I 30 V6 AT - CBU	2001	1.025	210,000,000	215,250,000
5553	101284	SEDAN	NISSAN	INFINITY I 30 V6 AT - CBU	2000	1.025	186,000,000	190,650,000
5554	101284	SEDAN	NISSAN	INFINITY Q45 MT	2002	1.025	629,000,000	644,725,000
5555	101284	SEDAN	NISSAN	INFINITY Q45 MT	2001	1.025	587,000,000	601,675,000
5556	101284	SEDAN	NISSAN	INFINITY TOURING (CBU)	2004	1.025	280,000,000	287,000,000
5557	101284	SEDAN	NISSAN	INFINITY TOURING (CBU)	2003	1.025	258,000,000	264,450,000
5558	101284	SEDAN	NISSAN	INFINITY TOURING (CBU)	2002	1.025	252,000,000	258,300,000
5559	101284	SEDAN	NISSAN	LATIO 4X2 M/T	2009	1.025	141,000,000	144,525,000
5560	101284	SEDAN	NISSAN	LATIO 4X2 (TAXI)	2010	1.025	128,000,000	131,200,000
5561	101284	SEDAN	NISSAN	LATIO 4X2 (TAXI)	2009	1.025	122,000,000	125,050,000
5562	101284	SEDAN	NISSAN	LAUREL 1988cc	1991	1.025	26,000,000	26,650,000
5563	101284	SEDAN	NISSAN	LAUREL 1988cc	1990	1.025	22,000,000	22,550,000
5564	101284	SEDAN	NISSAN	LAUREL 1988cc	1989	1.025	21,000,000	21,525,000
5565	101284	SEDAN	NISSAN	LAUREL 1988cc	1988	1.025	20,000,000	20,500,000
5566	101284	SEDAN	NISSAN	LAUREL 1988cc	1987	1.025	18,000,000	18,450,000
5567	101284	SEDAN	NISSAN	LAUREL 1988cc	1986	1.025	17,000,000	17,425,000
5568	101284	SEDAN	NISSAN	LAUREL 1988cc	1985	1.025	14,000,000	14,350,000
5569	101284	SEDAN	NISSAN	LAUREL 1988cc	1984	1.025	13,500,000	13,837,500
5570	101284	SEDAN	NISSAN	LAUREL 1988cc	1983	1.025	13,000,000	13,325,000
5571	101284	SEDAN	NISSAN	MAXIMA 3000cc - CBU	2003	1.025	227,000,000	232,675,000
5572	101284	SEDAN	NISSAN	MAXIMA 3000cc - CBU	2002	1.025	215,000,000	220,375,000
5573	101284	SEDAN	NISSAN	MAXIMA 3000cc - CBU	2001	1.025	204,000,000	209,100,000
5574	101284	SEDAN	NISSAN	MAXIMA 3000cc - CBU	2000	1.025	192,000,000	196,800,000
5575	101284	SEDAN	NISSAN	NEW TEANA 2.5 CVT (4X2) A/T	2019	1.025	470,000,000	481,750,000
5576	101284	SEDAN	NISSAN	PRIMERA 2.0 AT	2003	1.025	155,000,000	158,875,000
5577	101284	SEDAN	NISSAN	PULSAR 1.5 AT	2000	1.025	104,000,000	106,600,000
5578	101284	SEDAN	NISSAN	SENTRA	2007	1.025	157,000,000	160,925,000
5579	101284	SEDAN	NISSAN	SENTRA	2006	1.025	144,000,000	147,600,000
5580	101284	SEDAN	NISSAN	SENTRA	2005	1.025	136,000,000	139,400,000
5581	101284	SEDAN	NISSAN	SENTRA	2004	1.025	123,000,000	126,075,000
5582	101284	SEDAN	NISSAN	SENTRA	2003	1.025	111,000,000	113,775,000
5583	101284	SEDAN	NISSAN	SENTRA	2002	1.025	106,000,000	108,650,000
5584	101284	SEDAN	NISSAN	SENTRA 1.8 AT CBU	2005	1.025	136,000,000	139,400,000
5585	101284	SEDAN	NISSAN	SENTRA 1.8 AT CBU	2004	1.025	123,000,000	126,075,000
5586	101284	SEDAN	NISSAN	SENTRA BEA 813-GS.3, 4 PINTU AT, 1597cc	1999	1.025	45,000,000	46,125,000
5587	101284	SEDAN	NISSAN	SENTRA BEA 813-GS.3, 4 PINTU AT, 1597cc	1998	1.025	42,000,000	43,050,000
5588	101284	SEDAN	NISSAN	SENTRA BEA 813-GS.3, 4 PINTU AT, 1597cc	1997	1.025	39,000,000	39,975,000
5589	101284	SEDAN	NISSAN	SENTRA BEA 813-GS.3, 4 PINTU AT, 1597cc	1996	1.025	36,000,000	36,900,000
5590	101284	SEDAN	NISSAN	SENTRA BEA 813-GS.3, 4 PINTU AT, 1597cc	1995	1.025	33,000,000	33,825,000
5591	101284	SEDAN	NISSAN	SENTRA BEA 813-GS.3, 4 PINTU AT, 1597cc	1994	1.025	30,000,000	30,750,000
5592	101284	SEDAN	NISSAN	SENTRA BEA 813-GS.3, 4 PINTU AT, 1597cc	1993	1.025	27,000,000	27,675,000
5593	101284	SEDAN	NISSAN	SENTRA BEA 813-GS.3, 4 PINTU AT, 1597cc	1992	1.025	24,000,000	24,600,000
5594	101284	SEDAN	NISSAN	SENTRA BEA 813-GS.3, 4 PINTU AT, 1597cc	1991	1.025	22,000,000	22,550,000
5595	101284	SEDAN	NISSAN	SENTRA GB 12	1991	1.025	23,000,000	23,575,000
5596	101284	SEDAN	NISSAN	SENTRA GB 12	1990	1.025	20,000,000	20,500,000
5597	101284	SEDAN	NISSAN	SENTRA GB 12	1989	1.025	19,000,000	19,475,000
5598	101284	SEDAN	NISSAN	SENTRA GS (GENESIS) 4 PINTU 1597cc MT	1997	1.025	43,000,000	44,075,000
5599	101284	SEDAN	NISSAN	SENTRA GS (GENESIS) 4 PINTU 1597cc MT	1996	1.025	39,000,000	39,975,000
5600	101284	SEDAN	NISSAN	SENTRA GS (GENESIS) 4 PINTU 1597cc MT	1995	1.025	34,000,000	34,850,000
5601	101284	SEDAN	NISSAN	SENTRA GS (GENESIS) 4 PINTU 1597cc MT	1994	1.025	32,000,000	32,800,000
5602	101284	SEDAN	NISSAN	SENTRA GS (GENESIS) 4 PINTU 1597cc MT	1993	1.025	28,000,000	28,700,000
5603	101284	SEDAN	NISSAN	SENTRA GS (GENESIS) 4 PINTU 1597cc MT	1992	1.025	24,000,000	24,600,000
5604	101284	SEDAN	NISSAN	SENTRA GS (GENESIS) 4 PINTU 1597cc MT	1991	1.025	23,000,000	23,575,000
5605	101284	SEDAN	NISSAN	SENTRA GS (GENESIS) 4 PINTU 1597cc MT	1990	1.025	20,000,000	20,500,000
5606	101284	SEDAN	NISSAN	SENTRA GS (GENESIS) 4 PINTU 1597cc MT	1989	1.025	19,000,000	19,475,000
5607	101284	SEDAN	NISSAN	SENTRA GS (GENESIS) 4 PINTU 1597cc MT	1988	1.025	18,000,000	18,450,000
5608	101284	SEDAN	NISSAN	SENTRA GS (SUPREME) 3 PINTU 1.597cc MT	1997	1.025	43,000,000	44,075,000
5609	101284	SEDAN	NISSAN	SENTRA GS (SUPREME) 3 PINTU 1.597cc MT	1996	1.025	39,000,000	39,975,000
5610	101284	SEDAN	NISSAN	SENTRA GS (SUPREME) 3 PINTU 1.597cc MT	1995	1.025	34,000,000	34,850,000
5611	101284	SEDAN	NISSAN	SENTRA GS (SUPREME) 3 PINTU 1.597cc MT	1994	1.025	32,000,000	32,800,000
5612	101284	SEDAN	NISSAN	SENTRA GS (SUPREME) 3 PINTU 1.597cc MT	1993	1.025	28,000,000	28,700,000
5613	101284	SEDAN	NISSAN	SENTRA GS (SUPREME) 3 PINTU 1.597cc MT	1992	1.025	24,000,000	24,600,000
5614	101284	SEDAN	NISSAN	SENTRA GS (SUPREME) 3 PINTU 1.597cc MT	1991	1.025	23,000,000	23,575,000
5615	101284	SEDAN	NISSAN	SENTRA GS (SUPREME) 3 PINTU 1.597cc MT	1990	1.025	20,000,000	20,500,000
5616	101284	SEDAN	NISSAN	SENTRA GS (SUPREME) 3 PINTU 1.597cc MT	1989	1.025	19,000,000	19,475,000
5617	101284	SEDAN	NISSAN	SENTRA GS (SUPREME) 3 PINTU 1.597cc MT	1988	1.025	18,000,000	18,450,000
5618	101284	SEDAN	NISSAN	SENTRA PB 12 JFU	1989	1.025	21,000,000	21,525,000
5619	101284	SEDAN	NISSAN	SENTRA PB 12 JFU	1988	1.025	18,000,000	18,450,000
5620	101284	SEDAN	NISSAN	SENTRA PB 12 JFU	1985	1.025	16,000,000	16,400,000
5621	101284	SEDAN	NISSAN	SENTRA SUPER SALON 1.8	1997	1.025	43,000,000	44,075,000

NO	KODING	JENIS	MERЕК	TIPE	TH BUAT	BOBOT	NJKB	DP PKB
1	2	3	4	5	6	7	8	9
5622	101284	SEDAN	NISSAN	SENTRA SUPER SALON 1.8	1996	1.025	39,000,000	39,975,000
5623	101284	SEDAN	NISSAN	SILVIA 1781cc - AT, CBU	1992	1.025	36,000,000	36,900,000
5624	101284	SEDAN	NISSAN	SILVIA 2000cc - CBU	2004	1.025	146,000,000	149,650,000
5625	101284	SEDAN	NISSAN	SILVIA 2000cc - CBU	2003	1.025	134,000,000	137,350,000
5626	101284	SEDAN	NISSAN	SILVIA 2000cc - CBU	2002	1.025	127,000,000	130,175,000
5627	101284	SEDAN	NISSAN	SKYLINE 25 GTR AT	2003	1.025	210,000,000	215,250,000
5628	101284	SEDAN	NISSAN	SKYLINE 25 GT TURBO 2498cc	2001	1.025	204,000,000	209,100,000
5629	101284	SEDAN	NISSAN	SKYLINE 25 GT TURBO 2498cc	2000	1.025	198,000,000	202,950,000
5630	101284	SEDAN	NISSAN	SKYLINE 2.6 GTR	2005	1.025	245,000,000	251,125,000
5631	101284	SEDAN	NISSAN	SKYLINE 2.6L MT	2005	1.025	363,000,000	372,075,000
5632	101284	SEDAN	NISSAN	SKYLINE 3.5 AT	2005	1.025	490,000,000	502,250,000
5633	101284	SEDAN	NISSAN	SKYLINE 3.5L MT	2005	1.025	477,000,000	488,925,000
5634	101284	SEDAN	NISSAN	SKYLINE 3.7 A/T	2010	1.025	1,040,000,000	1,066,000,000
5635	101284	SEDAN	NISSAN	SKYLINE CROSSOVER	2010	1.025	1,040,000,000	1,066,000,000
5636	101284	SEDAN	NISSAN	SKYLINE GT-R	2004	1.025	494,000,000	506,350,000
5637	101284	SEDAN	NISSAN	STANZA 1598cc	1991	1.025	23,000,000	23,575,000
5638	101284	SEDAN	NISSAN	STANZA 1598cc	1990	1.025	20,000,000	20,500,000
5639	101284	SEDAN	NISSAN	STANZA 1598cc	1989	1.025	19,000,000	19,475,000
5640	101284	SEDAN	NISSAN	STANZA 1598cc	1988	1.025	18,000,000	18,450,000
5641	101284	SEDAN	NISSAN	STANZA 1598cc	1987	1.025	16,000,000	16,400,000
5642	101284	SEDAN	NISSAN	STANZA 1598cc	1986	1.025	14,000,000	14,350,000
5643	101284	SEDAN	NISSAN	STANZA 1598cc	1985	1.025	13,000,000	13,325,000
5644	101284	SEDAN	NISSAN	STANZA 1598cc	1984	1.025	12,500,000	12,812,500
5645	101284	SEDAN	NISSAN	STANZA 1598cc	1983	1.025	12,000,000	12,300,000
5646	101284	SEDAN	NISSAN	STANZA 1598cc	1982	1.025	11,500,000	11,787,500
5647	101284	SEDAN	NISSAN	SUNNY 1300cc	1998	1.025	45,000,000	46,125,000
5648	101284	SEDAN	NISSAN	SUNNY 1300cc	1997	1.025	39,000,000	39,975,000
5649	101284	SEDAN	NISSAN	SUNNY 1300cc	1996	1.025	36,000,000	36,900,000
5650	101284	SEDAN	NISSAN	SUNNY 1300cc	1995	1.025	33,000,000	33,825,000
5651	101284	SEDAN	NISSAN	SUNNY 1300cc	1994	1.025	32,000,000	32,800,000
5652	101284	SEDAN	NISSAN	SUNNY 1300cc	1993	1.025	28,000,000	28,700,000
5653	101284	SEDAN	NISSAN	SUNNY 1300cc	1992	1.025	26,000,000	26,650,000
5654	101284	SEDAN	NISSAN	SUNNY 1300cc	1991	1.025	23,000,000	23,575,000
5655	101284	SEDAN	NISSAN	SUNNY 1300cc	1990	1.025	21,000,000	21,525,000
5656	101284	SEDAN	NISSAN	SUNNY 1300cc	1989	1.025	20,000,000	20,500,000
5657	101284	SEDAN	NISSAN	SUNNY 1300cc	1988	1.025	19,000,000	19,475,000
5658	101284	SEDAN	NISSAN	SUNNY 1300cc	1987	1.025	18,000,000	18,450,000
5659	101284	SEDAN	NISSAN	SUNNY 1300cc	1986	1.025	17,000,000	17,425,000
5660	101284	SEDAN	NISSAN	SUNNY 1300cc	1985	1.025	15,000,000	15,375,000
5661	101284	SEDAN	NISSAN	SUNNY 1.6 GL NEO MT	2009	1.025	148,000,000	151,700,000
5662	101284	SEDAN	NISSAN	SUNNY 1.6 GL NEO MT	2008	1.025	134,000,000	137,350,000
5663	101284	SEDAN	NISSAN	SUNNY 1.6 GL NEO MT	2007	1.025	120,000,000	123,000,000
5664	101284	SEDAN	NISSAN	SUNNY 1.6 GL NEO MT	2006	1.025	112,000,000	114,800,000
5665	101284	SEDAN	NISSAN	SUNNY 1.6 GL NEO MT	2005	1.025	111,000,000	113,775,000
5666	101284	SEDAN	NISSAN	SUNNY 1.6 GL NEO MT (KHUSUS TAXI)	2011	1.025	120,000,000	123,000,000
5667	101284	SEDAN	NISSAN	SUNNY 1.6 GL NEO MT (KHUSUS TAXI)	2010	1.025	114,000,000	116,850,000
5668	101284	SEDAN	NISSAN	SUNNY 1.6 GL NEO MT (KHUSUS TAXI)	2009	1.025	109,000,000	111,725,000
5669	101284	SEDAN	NISSAN	SUNNY 1.6 GL NEO MT (KHUSUS TAXI)	2008	1.025	99,000,000	101,475,000
5670	101284	SEDAN	NISSAN	SUNNY 1.6 GL NEO MT (KHUSUS TAXI)	2007	1.025	86,000,000	88,150,000
5671	101284	SEDAN	NISSAN	SUNNY 1.6 GL NEO MT (KHUSUS TAXI)	2006	1.025	81,000,000	83,025,000
5672	101284	SEDAN	NISSAN	SUNNY 1.6 GL NEO MT (KHUSUS TAXI)	2005	1.025	79,000,000	80,975,000
5673	101284	SEDAN	NISSAN	SUNNY B 11	1998	1.025	45,000,000	46,125,000
5674	101284	SEDAN	NISSAN	SUNNY B 11	1997	1.025	39,000,000	39,975,000
5675	101284	SEDAN	NISSAN	SUNNY B 11	1996	1.025	36,000,000	36,900,000
5676	101284	SEDAN	NISSAN	SUNNY B 11	1995	1.025	33,000,000	33,825,000
5677	101284	SEDAN	NISSAN	SUNNY B 11	1994	1.025	32,000,000	32,800,000
5678	101284	SEDAN	NISSAN	SUNNY B 11	1993	1.025	28,000,000	28,700,000
5679	101284	SEDAN	NISSAN	SUNNY B 11	1992	1.025	26,000,000	26,650,000
5680	101284	SEDAN	NISSAN	SUNNY B 11	1991	1.025	23,000,000	23,575,000
5681	101284	SEDAN	NISSAN	SUNNY B 11	1990	1.025	21,000,000	21,525,000
5682	101284	SEDAN	NISSAN	SUNNY B 11	1989	1.025	20,000,000	20,500,000
5683	101284	SEDAN	NISSAN	SUNNY B 11	1988	1.025	19,000,000	19,475,000
5684	101284	SEDAN	NISSAN	SUNNY B 11	1987	1.025	18,000,000	18,450,000
5685	101284	SEDAN	NISSAN	SUNNY B 11	1986	1.025	17,000,000	17,425,000
5686	101284	SEDAN	NISSAN	SUNNY B 11	1985	1.025	15,000,000	15,375,000
5687	101284	SEDAN	NISSAN	SUNNY B 11 SU	1998	1.025	45,000,000	46,125,000
5688	101284	SEDAN	NISSAN	SUNNY B 11 SU	1997	1.025	39,000,000	39,975,000
5689	101284	SEDAN	NISSAN	SUNNY B 11 SU	1996	1.025	37,000,000	37,925,000
5690	101284	SEDAN	NISSAN	SUNNY B 11 SU	1995	1.025	34,000,000	34,850,000
5691	101284	SEDAN	NISSAN	SUNNY B 11 SU	1994	1.025	32,000,000	32,800,000
5692	101284	SEDAN	NISSAN	SUNNY B 11 SU	1993	1.025	29,000,000	29,725,000
5693	101284	SEDAN	NISSAN	SUNNY B 11 SU	1992	1.025	27,000,000	27,675,000
5694	101284	SEDAN	NISSAN	SUNNY B 11 SU	1991	1.025	24,000,000	24,600,000
5695	101284	SEDAN	NISSAN	SUNNY B 11 SU	1990	1.025	22,000,000	22,550,000
5696	101284	SEDAN	NISSAN	SUNNY B 11 SU	1989	1.025	21,000,000	21,525,000
5697	101284	SEDAN	NISSAN	SUNNY B 13	1998	1.025	43,000,000	44,075,000
5698	101284	SEDAN	NISSAN	SUNNY B 13	1997	1.025	41,000,000	42,025,000
5699	101284	SEDAN	NISSAN	SUNNY B 13	1996	1.025	39,000,000	39,975,000
5700	101284	SEDAN	NISSAN	SUNNY B 13	1989	1.025	21,000,000	21,525,000
5701	101284	SEDAN	NISSAN	TEANA 2.3 AT	2009	1.025	336,000,000	344,400,000
5702	101284	SEDAN	NISSAN	TEANA 2.3 AT	2008	1.025	305,000,000	312,625,000
5703	101284	SEDAN	NISSAN	TEANA 2.3 AT	2007	1.025	282,000,000	289,050,000
5704	101284	SEDAN	NISSAN	TEANA 2.3 AT	2006	1.025	238,000,000	243,950,000
5705	101284	SEDAN	NISSAN	TEANA 2.3 AT	2005	1.025	226,000,000	231,650,000
5706	101284	SEDAN	NISSAN	TEANA 2.3 AT	2004	1.025	207,000,000	212,175,000
5707	101284	SEDAN	NISSAN	TEANA 2.5 CVT (4X2) A/T	2018	1.025	466,000,000	477,650,000
5708	101284	SEDAN	NISSAN	TEANA 2.5 CVT (4X2) A/T	2017	1.025	445,000,000	456,125,000
5709	101284	SEDAN	NISSAN	TEANA 2.5 CVT (4X2) A/T	2016	1.025	423,000,000	433,575,000

NO	KODING	JENIS	MEREK	TIPE	TH BUAT	BOBOT	NJKB	DP PKB
1	2	3	4	5	6	7	8	9
5710	101284	SEDAN	NISSAN	TEANA 2.5 CVT (4X2) A/T	2015	1.025	402,000,000	412,050,000
5711	101284	SEDAN	NISSAN	TEANA 2.5 CVT (4X2) A/T	2014	1.025	382,000,000	391,550,000
5712	101284	SEDAN	NISSAN	TEANA 2.5 CVT (4X2) A/T	2013	1.025	363,000,000	372,075,000
5713	101284	SEDAN	NISSAN	TEANA 2.5 CVT (4X2) A/T	2012	1.025	345,000,000	353,625,000
5714	101284	SEDAN	NISSAN	TEANA 2.5 CVT (4X2) A/T	2011	1.025	328,000,000	336,200,000
5715	101284	SEDAN	NISSAN	TEANA 2.5 CVT (4X2) A/T	2010	1.025	312,000,000	319,800,000
5716	101284	SEDAN	NISSAN	TEANA 2.5 CVT (4X2) A/T	2009	1.025	296,000,000	303,400,000
5717	101289	SEDAN	OPEL	ADMIRAL	1980	1.025	8,000,000	8,200,000
5718	101289	SEDAN	OPEL	CARAVAN	1980	1.025	8,000,000	8,200,000
5719	101289	SEDAN	OPEL	CDA 1.8 i	1997	1.025	38,000,000	38,950,000
5720	101289	SEDAN	OPEL	KADET	1980	1.025	7,000,000	7,175,000
5721	101289	SEDAN	OPEL	KADET 1300cc	1994	1.025	18,000,000	18,450,000
5722	101289	SEDAN	OPEL	KADET 1300cc	1993	1.025	15,000,000	15,375,000
5723	101289	SEDAN	OPEL	KADET 1300cc	1992	1.025	14,000,000	14,350,000
5724	101289	SEDAN	OPEL	KADET 1300cc	1991	1.025	13,000,000	13,325,000
5725	101289	SEDAN	OPEL	KADET 1300cc	1990	1.025	12,000,000	12,300,000
5726	101289	SEDAN	OPEL	KADET 1300cc	1989	1.025	11,500,000	11,787,500
5727	101289	SEDAN	OPEL	KADET 1300cc	1988	1.025	11,000,000	11,275,000
5728	101289	SEDAN	OPEL	KADET 1300cc	1987	1.025	10,500,000	10,762,500
5729	101289	SEDAN	OPEL	KADET 1300cc	1986	1.025	10,000,000	10,250,000
5730	101289	SEDAN	OPEL	KADET 1300cc	1985	1.025	9,000,000	9,225,000
5731	101289	SEDAN	OPEL	KADET 1300cc	1984	1.025	8,800,000	9,020,000
5732	101289	SEDAN	OPEL	KADET 1300cc	1983	1.025	8,600,000	8,815,000
5733	101289	SEDAN	OPEL	KADET 1300cc	1982	1.025	8,400,000	8,610,000
5734	101289	SEDAN	OPEL	KADET 1300cc	1981	1.025	8,200,000	8,405,000
5735	101289	SEDAN	OPEL	KAPITAN	1980	1.025	9,500,000	9,737,500
5736	101289	SEDAN	OPEL	OLYMPHIA	1980	1.025	8,000,000	8,200,000
5737	101289	SEDAN	OPEL	OMEGA	1991	1.025	41,000,000	42,025,000
5738	101289	SEDAN	OPEL	OPTIMA 1796cc	1998	1.025	46,000,000	47,150,000
5739	101289	SEDAN	OPEL	OPTIMA 1796cc	1997	1.025	41,000,000	42,025,000
5740	101289	SEDAN	OPEL	OPTIMA 1796cc	1996	1.025	39,000,000	39,975,000
5741	101289	SEDAN	OPEL	OPTIMA 1796cc	1995	1.025	36,000,000	36,900,000
5742	101289	SEDAN	OPEL	OPTIMA CLUB	2000	1.025	70,000,000	71,750,000
5743	101289	SEDAN	OPEL	OPTIMA CLUB	1999	1.025	60,000,000	61,500,000
5744	101289	SEDAN	OPEL	OPTIMA CLUB	1998	1.025	49,000,000	50,225,000
5745	101289	SEDAN	OPEL	OPTIMA CLUB	1997	1.025	42,000,000	43,050,000
5746	101289	SEDAN	OPEL	OPTIMA CLUB	1996	1.025	39,000,000	39,975,000
5747	101289	SEDAN	OPEL	OPTIMA CLUB LTD	2000	1.025	77,000,000	78,925,000
5748	101289	SEDAN	OPEL	OPTIMA CLUB LTD	1999	1.025	67,000,000	68,675,000
5749	101289	SEDAN	OPEL	OPTIMA CLUB LTD	1998	1.025	54,000,000	55,350,000
5750	101289	SEDAN	OPEL	OPTIMA CLUB LTD	1997	1.025	45,000,000	46,125,000
5751	101289	SEDAN	OPEL	OPTIMA DXA	1997	1.025	43,000,000	44,075,000
5752	101289	SEDAN	OPEL	OPTIMA GLS 1.8 i	2000	1.025	73,000,000	74,825,000
5753	101289	SEDAN	OPEL	OPTIMA GLS 1.8 i	1999	1.025	63,000,000	64,575,000
5754	101289	SEDAN	OPEL	OPTIMA GLS 1.8 i	1998	1.025	50,000,000	51,250,000
5755	101289	SEDAN	OPEL	OPTIMA GLS 1.8 i	1997	1.025	43,000,000	44,075,000
5756	101289	SEDAN	OPEL	OPTIMA SPORT 1.8 i	1999	1.025	63,000,000	64,575,000
5757	101289	SEDAN	OPEL	OPTIMA SPORT 1.8 i	1998	1.025	50,000,000	51,250,000
5758	101289	SEDAN	OPEL	OPTIMA SPORT 1.8 i	1997	1.025	43,000,000	44,075,000
5759	101289	SEDAN	OPEL	OPTIMA SPORT 1.8 i	1996	1.025	41,000,000	42,025,000
5760	101289	SEDAN	OPEL	REKORD 2000	1986	1.025	16,000,000	16,400,000
5761	101289	SEDAN	OPEL	REKORD 2000	1985	1.025	15,000,000	15,375,000
5762	101289	SEDAN	OPEL	REKORD 2000	1984	1.025	14,500,000	14,862,500
5763	101289	SEDAN	OPEL	REKORD 2000	1983	1.025	14,000,000	14,350,000
5764	101289	SEDAN	OPEL	REKORD 2000	1982	1.025	13,500,000	13,837,500
5765	101289	SEDAN	OPEL	REKORD 2000	1981	1.025	13,000,000	13,325,000
5766	101289	SEDAN	OPEL	REKORD 2000	1980	1.025	12,500,000	12,812,500
5767	101289	SEDAN	OPEL	REKORD 2 PINTU MANTA	1980	1.025	10,000,000	10,250,000
5768	101289	SEDAN	OPEL	REKORD 4 PINTU	1989	1.025	20,000,000	20,500,000
5769	101289	SEDAN	OPEL	REKORD 4 PINTU	1988	1.025	19,000,000	19,475,000
5770	101289	SEDAN	OPEL	REKORD 4 PINTU	1987	1.025	18,000,000	18,450,000
5771	101289	SEDAN	OPEL	REKORD 4 PINTU	1986	1.025	16,000,000	16,400,000
5772	101289	SEDAN	OPEL	REKORD 4 PINTU	1985	1.025	15,000,000	15,375,000
5773	101289	SEDAN	OPEL	REKORD 4 PINTU	1984	1.025	14,500,000	14,862,500
5774	101289	SEDAN	OPEL	REKORD 4 PINTU	1983	1.025	14,000,000	14,350,000
5775	101289	SEDAN	OPEL	REKORD 4 PINTU	1982	1.025	13,500,000	13,837,500
5776	101289	SEDAN	OPEL	REKORD 4 PINTU	1981	1.025	13,000,000	13,325,000
5777	101289	SEDAN	OPEL	REKORD 4 PINTU	1980	1.025	9,000,000	9,225,000
5778	101289	SEDAN	OPEL	REKORD MANTA 2 PINTU	1980	1.025	10,000,000	10,250,000
5779	101289	SEDAN	OPEL	VECTRA 1998cc	1997	1.025	42,000,000	43,050,000
5780	101289	SEDAN	OPEL	VECTRA 1998cc	1996	1.025	39,000,000	39,975,000
5781	101289	SEDAN	OPEL	VECTRA 1998cc	1995	1.025	37,000,000	37,925,000
5782	101289	SEDAN	OPEL	VECTRA 1998cc	1994	1.025	33,000,000	33,825,000
5783	101299	SEDAN	PEUGEOT	104	1980	1.025	8,000,000	8,200,000
5784	101299	SEDAN	PEUGEOT	104, 954CC	1980	1.025	8,000,000	8,200,000
5785	101299	SEDAN	PEUGEOT	203	1985	1.025	11,000,000	11,275,000
5786	101299	SEDAN	PEUGEOT	203	1984	1.025	10,500,000	10,762,500
5787	101299	SEDAN	PEUGEOT	203	1983	1.025	10,000,000	10,250,000
5788	101299	SEDAN	PEUGEOT	204	1980	1.025	8,500,000	8,712,500
5789	101299	SEDAN	PEUGEOT	206 CABRIOLET AT	2003	1.025	154,000,000	157,850,000
5790	101299	SEDAN	PEUGEOT	206 CABRIOLET AT	2002	1.025	139,000,000	142,475,000
5791	101299	SEDAN	PEUGEOT	206 DOHC AT (CKD)	2004	1.025	82,000,000	84,050,000
5792	101299	SEDAN	PEUGEOT	206 GTI MT	2005	1.025	95,000,000	97,375,000
5793	101299	SEDAN	PEUGEOT	206 GTI MT	2004	1.025	82,000,000	84,050,000
5794	101299	SEDAN	PEUGEOT	206 GTI MT	2003	1.025	76,000,000	77,900,000
5795	101299	SEDAN	PEUGEOT	206 GTI MT	2002	1.025	73,000,000	74,825,000
5796	101299	SEDAN	PEUGEOT	206 NEW AT	2005	1.025	98,000,000	100,450,000
5797	101299	SEDAN	PEUGEOT	206 NEW AT	2004	1.025	85,000,000	87,125,000

NO	KODING	JENIS	MEREK	TIPE	TH BUAT	BOBOT	NJKB	DP PKB
1	2	3	4	5	6	7	8	9
5798	101299	SEDAN	PEUGEOT	206 NEW AT + ABS	2005	1.025	98,000,000	100,450,000
5799	101299	SEDAN	PEUGEOT	206 NEW MT	2005	1.025	89,000,000	91,225,000
5800	101299	SEDAN	PEUGEOT	206 NEW MT	2004	1.025	77,000,000	78,925,000
5801	101299	SEDAN	PEUGEOT	206 XR 1.4 AT	2005	1.025	100,000,000	102,500,000
5802	101299	SEDAN	PEUGEOT	206 XR 1.4 AT	2004	1.025	86,000,000	88,150,000
5803	101299	SEDAN	PEUGEOT	206 XR 1.4 AT	2003	1.025	78,000,000	79,950,000
5804	101299	SEDAN	PEUGEOT	206 XR 1.4 AT	2002	1.025	77,000,000	78,925,000
5805	101299	SEDAN	PEUGEOT	206 XR 1.4 AT	2001	1.025	75,000,000	76,875,000
5806	101299	SEDAN	PEUGEOT	206 XR 1.4 MT	2005	1.025	92,000,000	94,300,000
5807	101299	SEDAN	PEUGEOT	206 XR 1.4 MT	2004	1.025	78,000,000	79,950,000
5808	101299	SEDAN	PEUGEOT	206 XR 1.4 MT	2003	1.025	72,000,000	73,800,000
5809	101299	SEDAN	PEUGEOT	206 XR 1.4 MT	2002	1.025	69,000,000	70,725,000
5810	101299	SEDAN	PEUGEOT	206 XR 1.4 MT	2001	1.025	68,000,000	69,700,000
5811	101299	SEDAN	PEUGEOT	206 XR 1.6 L	2005	1.025	98,000,000	100,450,000
5812	101299	SEDAN	PEUGEOT	206 XR 1.6 L	2004	1.025	85,000,000	87,125,000
5813	101299	SEDAN	PEUGEOT	206 XS AT	2007	1.025	129,000,000	132,225,000
5814	101299	SEDAN	PEUGEOT	206 XS AT	2006	1.025	100,000,000	102,500,000
5815	101299	SEDAN	PEUGEOT	206 XS AT	2005	1.025	88,000,000	90,200,000
5816	101299	SEDAN	PEUGEOT	206 XS AT	2004	1.025	76,000,000	77,900,000
5817	101299	SEDAN	PEUGEOT	206 XS MT	2007	1.025	118,000,000	120,950,000
5818	101299	SEDAN	PEUGEOT	206 XS MT	2006	1.025	92,000,000	94,300,000
5819	101299	SEDAN	PEUGEOT	206 XS MT	2005	1.025	81,000,000	83,025,000
5820	101299	SEDAN	PEUGEOT	206 XS MT	2004	1.025	69,000,000	70,725,000
5821	101299	SEDAN	PEUGEOT	206 XS MT	2003	1.025	62,000,000	63,550,000
5822	101299	SEDAN	PEUGEOT	206 XS MT	2002	1.025	60,000,000	61,500,000
5823	101299	SEDAN	PEUGEOT	206 XS MT	2001	1.025	56,000,000	57,400,000
5824	101299	SEDAN	PEUGEOT	207 CC 1.6L AT	2008	1.025	361,000,000	370,025,000
5825	101299	SEDAN	PEUGEOT	207 CC 1.6L AT	2007	1.025	318,000,000	325,950,000
5826	101299	SEDAN	PEUGEOT	207 CC AT	2010	1.025	410,000,000	420,250,000
5827	101299	SEDAN	PEUGEOT	207 SDN AT	2012	1.025	219,000,000	224,475,000
5828	101299	SEDAN	PEUGEOT	207 SDN AT	2011	1.025	214,000,000	219,350,000
5829	101299	SEDAN	PEUGEOT	303	1982	1.025	13,500,000	13,837,500
5830	101299	SEDAN	PEUGEOT	303	1981	1.025	13,000,000	13,325,000
5831	101299	SEDAN	PEUGEOT	303	1980	1.025	9,500,000	9,737,500
5832	101299	SEDAN	PEUGEOT	304	1982	1.025	13,500,000	13,837,500
5833	101299	SEDAN	PEUGEOT	304	1981	1.025	13,000,000	13,325,000
5834	101299	SEDAN	PEUGEOT	304	1980	1.025	9,000,000	9,225,000
5835	101299	SEDAN	PEUGEOT	304 SALOON	1982	1.025	13,500,000	13,837,500
5836	101299	SEDAN	PEUGEOT	304 SALOON	1981	1.025	13,000,000	13,325,000
5837	101299	SEDAN	PEUGEOT	304 SALOON	1980	1.025	9,000,000	9,225,000
5838	101299	SEDAN	PEUGEOT	306 N5 LEMANS AT	1998	1.025	47,000,000	48,175,000
5839	101299	SEDAN	PEUGEOT	306 N5 LEMANS AT	1997	1.025	42,000,000	43,050,000
5840	101299	SEDAN	PEUGEOT	306 N5 LEMANS MT	1998	1.025	44,000,000	45,100,000
5841	101299	SEDAN	PEUGEOT	306 N5 LEMANS MT	1997	1.025	39,000,000	39,975,000
5842	101299	SEDAN	PEUGEOT	306 ST AT, 1761cc	2002	1.025	77,000,000	78,925,000
5843	101299	SEDAN	PEUGEOT	306 ST AT, 1761cc	2001	1.025	73,000,000	74,825,000
5844	101299	SEDAN	PEUGEOT	306 ST AT, 1761cc	2000	1.025	69,000,000	70,725,000
5845	101299	SEDAN	PEUGEOT	306 ST AT, 1761cc	1999	1.025	53,000,000	54,325,000
5846	101299	SEDAN	PEUGEOT	306 ST AT, 1761cc	1998	1.025	47,000,000	48,175,000
5847	101299	SEDAN	PEUGEOT	306 ST AT, 1761cc	1997	1.025	41,000,000	42,025,000
5848	101299	SEDAN	PEUGEOT	306 ST AT, 1761cc	1996	1.025	37,000,000	37,925,000
5849	101299	SEDAN	PEUGEOT	306 ST MT, 1761cc	2005	1.025	104,000,000	106,600,000
5850	101299	SEDAN	PEUGEOT	306 ST MT, 1761cc	2004	1.025	88,000,000	90,200,000
5851	101299	SEDAN	PEUGEOT	306 ST MT, 1761cc	2003	1.025	77,000,000	78,925,000
5852	101299	SEDAN	PEUGEOT	306 ST MT, 1761cc	2002	1.025	69,000,000	70,725,000
5853	101299	SEDAN	PEUGEOT	306 ST MT, 1761cc	2001	1.025	64,000,000	65,600,000
5854	101299	SEDAN	PEUGEOT	306 ST MT, 1761cc	2000	1.025	59,000,000	60,475,000
5855	101299	SEDAN	PEUGEOT	306 ST MT, 1761cc	1999	1.025	47,000,000	48,175,000
5856	101299	SEDAN	PEUGEOT	306 ST MT, 1761cc	1998	1.025	42,000,000	43,050,000
5857	101299	SEDAN	PEUGEOT	306 ST MT, 1761cc	1997	1.025	37,000,000	37,925,000
5858	101299	SEDAN	PEUGEOT	306 ST MT, 1761cc	1996	1.025	36,000,000	36,900,000
5859	101299	SEDAN	PEUGEOT	307 1.6 AT	2008	1.025	204,000,000	209,100,000
5860	101299	SEDAN	PEUGEOT	307 1.6 AT	2007	1.025	179,000,000	183,475,000
5861	101299	SEDAN	PEUGEOT	307 1.6 AT	2006	1.025	146,000,000	149,650,000
5862	101299	SEDAN	PEUGEOT	307 1.6 AT	2005	1.025	138,000,000	141,450,000
5863	101299	SEDAN	PEUGEOT	307 1.6 AT	2004	1.025	116,000,000	118,900,000
5864	101299	SEDAN	PEUGEOT	307 1.6 AT	2003	1.025	102,000,000	104,550,000
5865	101299	SEDAN	PEUGEOT	307 1.6 AT	2002	1.025	101,000,000	103,525,000
5866	101299	SEDAN	PEUGEOT	307 1.6 MT	2005	1.025	132,000,000	135,300,000
5867	101299	SEDAN	PEUGEOT	307 1.6 MT	2004	1.025	107,000,000	109,675,000
5868	101299	SEDAN	PEUGEOT	307 1.6 MT	2003	1.025	99,000,000	101,475,000
5869	101299	SEDAN	PEUGEOT	307 1.6 MT	2002	1.025	97,000,000	99,425,000
5870	101299	SEDAN	PEUGEOT	307 - 2.0 AT	2007	1.025	230,000,000	235,750,000
5871	101299	SEDAN	PEUGEOT	307 - 2.0 AT	2006	1.025	190,000,000	194,750,000
5872	101299	SEDAN	PEUGEOT	307 - 2.0 AT	2005	1.025	171,000,000	175,275,000
5873	101299	SEDAN	PEUGEOT	307 - 2.0 AT	2004	1.025	138,000,000	141,450,000
5874	101299	SEDAN	PEUGEOT	307 - 2.0 AT	2003	1.025	120,000,000	123,000,000
5875	101299	SEDAN	PEUGEOT	307 - 2.0 AT	2002	1.025	106,000,000	108,650,000
5876	101299	SEDAN	PEUGEOT	307 - 2.0 HDI MT	2005	1.025	180,000,000	184,500,000
5877	101299	SEDAN	PEUGEOT	307 - 2.0 HDI MT	2004	1.025	145,000,000	148,625,000
5878	101299	SEDAN	PEUGEOT	307 - 2.0 HDI MT	2003	1.025	123,000,000	126,075,000
5879	101299	SEDAN	PEUGEOT	307 - 2.0 HDI MT	2002	1.025	111,000,000	113,775,000
5880	101299	SEDAN	PEUGEOT	307 COUPE	2005	1.025	334,000,000	342,350,000
5881	101299	SEDAN	PEUGEOT	307 SPORTY 1.6 AT	2007	1.025	196,000,000	200,900,000
5882	101299	SEDAN	PEUGEOT	307 SPORTY 1.6 AT	2006	1.025	163,000,000	167,075,000
5883	101299	SEDAN	PEUGEOT	307 SPORTY 1.6 AT	2005	1.025	143,000,000	146,575,000
5884	101299	SEDAN	PEUGEOT	307 SPORTY 1.6 AT	2004	1.025	125,000,000	128,125,000
5885	101299	SEDAN	PEUGEOT	307 SPORTY 1.6 MT	2007	1.025	181,000,000	185,525,000

NO	KODING	JENIS	MEREK	TIPE	TH BUAT	BOBOT	NJKB	DP PKB
1	2	3	4	5	6	7	8	9
5886	101299	SEDAN	PEUGEOT	307 SPORTY 1.6 MT	2006	1.025	152,000,000	155,800,000
5887	101299	SEDAN	PEUGEOT	307 SPORTY 1.6 MT	2005	1.025	132,000,000	135,300,000
5888	101299	SEDAN	PEUGEOT	307 SPORTY 1.6 MT	2004	1.025	116,000,000	118,900,000
5889	101299	SEDAN	PEUGEOT	307 SPORTY 2.0 HD i	2004	1.025	150,000,000	153,750,000
5890	101299	SEDAN	PEUGEOT	307 SW 2.0 AT TIPTRONIC	2008	1.025	247,000,000	253,175,000
5891	101299	SEDAN	PEUGEOT	307 SW 2.0 AT TIPTRONIC	2007	1.025	234,000,000	239,850,000
5892	101299	SEDAN	PEUGEOT	307 SW 2.0 AT TIPTRONIC	2006	1.025	196,000,000	200,900,000
5893	101299	SEDAN	PEUGEOT	307 SW 2.0 AT TIPTRONIC	2005	1.025	163,000,000	167,075,000
5894	101299	SEDAN	PEUGEOT	307 SW 2.0 AT TIPTRONIC	2004	1.025	144,000,000	147,600,000
5895	101299	SEDAN	PEUGEOT	307 SW HD i MT	2005	1.025	160,000,000	164,000,000
5896	101299	SEDAN	PEUGEOT	307 SW HD i MT	2004	1.025	140,000,000	143,500,000
5897	101299	SEDAN	PEUGEOT	307 XS P HDI MT	2004	1.025	118,000,000	120,950,000
5898	101299	SEDAN	PEUGEOT	307 XS P HDI MT	2003	1.025	110,000,000	112,750,000
5899	101299	SEDAN	PEUGEOT	307 XS SPORTY AT	2005	1.025	143,000,000	146,575,000
5900	101299	SEDAN	PEUGEOT	307 XS SPORTY AT	2004	1.025	126,000,000	129,150,000
5901	101299	SEDAN	PEUGEOT	307 XS SPORTY MT	2005	1.025	132,000,000	135,300,000
5902	101299	SEDAN	PEUGEOT	307 XS SPORTY MT	2004	1.025	116,000,000	118,900,000
5903	101299	SEDAN	PEUGEOT	403	1985	1.025	10,000,000	10,250,000
5904	101299	SEDAN	PEUGEOT	403	1984	1.025	9,500,000	9,737,500
5905	101299	SEDAN	PEUGEOT	403	1983	1.025	9,000,000	9,225,000
5906	101299	SEDAN	PEUGEOT	403	1982	1.025	8,000,000	8,200,000
5907	101299	SEDAN	PEUGEOT	405 SR 1915cc AT	1994	1.025	32,000,000	32,800,000
5908	101299	SEDAN	PEUGEOT	405 SR 1915cc AT	1993	1.025	29,000,000	29,725,000
5909	101299	SEDAN	PEUGEOT	405 SR 1915cc AT	1992	1.025	26,000,000	26,650,000
5910	101299	SEDAN	PEUGEOT	405 SR 1915cc AT	1991	1.025	22,000,000	22,550,000
5911	101299	SEDAN	PEUGEOT	405 SR 1915cc AT	1990	1.025	20,000,000	20,500,000
5912	101299	SEDAN	PEUGEOT	405 SR 1915cc MT	1994	1.025	31,000,000	31,775,000
5913	101299	SEDAN	PEUGEOT	405 SR 1915cc MT	1993	1.025	27,000,000	27,675,000
5914	101299	SEDAN	PEUGEOT	405 SR 1915cc MT	1992	1.025	26,000,000	26,650,000
5915	101299	SEDAN	PEUGEOT	405 SR 1915cc MT	1991	1.025	22,000,000	22,550,000
5916	101299	SEDAN	PEUGEOT	405 SR 1915cc MT	1990	1.025	18,000,000	18,450,000
5917	101299	SEDAN	PEUGEOT	405 SR 1915cc MT	1989	1.025	17,000,000	17,425,000
5918	101299	SEDAN	PEUGEOT	405 SRI 1915cc AT	1994	1.025	33,000,000	33,825,000
5919	101299	SEDAN	PEUGEOT	405 SRI 1915cc AT	1993	1.025	31,000,000	31,775,000
5920	101299	SEDAN	PEUGEOT	405 SRI 1915cc AT	1992	1.025	27,000,000	27,675,000
5921	101299	SEDAN	PEUGEOT	405 SRI 1915cc AT	1991	1.025	26,000,000	26,650,000
5922	101299	SEDAN	PEUGEOT	405 SRI 1915cc AT	1990	1.025	22,000,000	22,550,000
5923	101299	SEDAN	PEUGEOT	405 SRI 1915cc MT	1995	1.025	37,000,000	37,925,000
5924	101299	SEDAN	PEUGEOT	405 SRI 1915cc MT	1994	1.025	33,000,000	33,825,000
5925	101299	SEDAN	PEUGEOT	405 SRI 1915cc MT	1993	1.025	31,000,000	31,775,000
5926	101299	SEDAN	PEUGEOT	405 SRI 1915cc MT	1992	1.025	27,000,000	27,675,000
5927	101299	SEDAN	PEUGEOT	405 SRI 1915cc MT	1991	1.025	26,000,000	26,650,000
5928	101299	SEDAN	PEUGEOT	405 SRI 1915cc MT	1990	1.025	22,000,000	22,550,000
5929	101299	SEDAN	PEUGEOT	405 SRI 1915cc MT	1989	1.025	21,000,000	21,525,000
5930	101299	SEDAN	PEUGEOT	405 STI AT 1915cc	1998	1.025	53,000,000	54,325,000
5931	101299	SEDAN	PEUGEOT	405 STI AT 1915cc	1997	1.025	48,000,000	49,200,000
5932	101299	SEDAN	PEUGEOT	405 STI AT 1915cc	1996	1.025	45,000,000	46,125,000
5933	101299	SEDAN	PEUGEOT	405 STI AT 1915cc	1995	1.025	41,000,000	42,025,000
5934	101299	SEDAN	PEUGEOT	405 STI AT 1915cc	1994	1.025	35,000,000	35,875,000
5935	101299	SEDAN	PEUGEOT	405 STI MT 1915cc	1998	1.025	51,000,000	52,275,000
5936	101299	SEDAN	PEUGEOT	405 STI MT 1915cc	1997	1.025	46,000,000	47,150,000
5937	101299	SEDAN	PEUGEOT	405 STI MT 1915cc	1996	1.025	43,000,000	44,075,000
5938	101299	SEDAN	PEUGEOT	405 STI MT 1915cc	1995	1.025	40,000,000	41,000,000
5939	101299	SEDAN	PEUGEOT	405 STI MT 1915cc	1994	1.025	35,000,000	35,875,000
5940	101299	SEDAN	PEUGEOT	406 COUPE AT 2000cc - CBU	2004	1.025	269,000,000	275,725,000
5941	101299	SEDAN	PEUGEOT	406 COUPE AT 2000cc - CBU	2003	1.025	245,000,000	251,125,000
5942	101299	SEDAN	PEUGEOT	406 COUPE AT 2000cc - CBU	2002	1.025	234,000,000	239,850,000
5943	101299	SEDAN	PEUGEOT	406 COUPE AT 2000cc - CBU	2001	1.025	215,000,000	220,375,000
5944	101299	SEDAN	PEUGEOT	406 COUPE AT 3000cc	2004	1.025	304,000,000	311,600,000
5945	101299	SEDAN	PEUGEOT	406 COUPE AT 3000cc	2003	1.025	266,000,000	272,650,000
5946	101299	SEDAN	PEUGEOT	406 COUPE AT 3000cc	2002	1.025	259,000,000	265,475,000
5947	101299	SEDAN	PEUGEOT	406 COUPE AT 3000cc	2001	1.025	252,000,000	258,300,000
5948	101299	SEDAN	PEUGEOT	406 LEMANS AT	1998	1.025	71,000,000	72,775,000
5949	101299	SEDAN	PEUGEOT	406 LEMANS MT	1998	1.025	66,000,000	67,650,000
5950	101299	SEDAN	PEUGEOT	406 LIMITED AT	2006	1.025	187,000,000	191,675,000
5951	101299	SEDAN	PEUGEOT	406 LIMITED AT	2005	1.025	171,000,000	175,275,000
5952	101299	SEDAN	PEUGEOT	406 LIMITED AT	2004	1.025	142,000,000	145,550,000
5953	101299	SEDAN	PEUGEOT	406 LIMITED MT	2006	1.025	178,000,000	182,450,000
5954	101299	SEDAN	PEUGEOT	406 LIMITED MT	2005	1.025	154,000,000	157,850,000
5955	101299	SEDAN	PEUGEOT	406 LIMITED MT	2004	1.025	134,000,000	137,350,000
5956	101299	SEDAN	PEUGEOT	406 ST AT	2004	1.025	149,000,000	152,725,000
5957	101299	SEDAN	PEUGEOT	406 ST AT	2003	1.025	138,000,000	141,450,000
5958	101299	SEDAN	PEUGEOT	406 ST AT	2002	1.025	125,000,000	128,125,000
5959	101299	SEDAN	PEUGEOT	406 ST AT	2001	1.025	106,000,000	108,650,000
5960	101299	SEDAN	PEUGEOT	406 ST AT	2000	1.025	100,000,000	102,500,000
5961	101299	SEDAN	PEUGEOT	406 ST AT	1999	1.025	74,000,000	75,850,000
5962	101299	SEDAN	PEUGEOT	406 ST AT	1998	1.025	65,000,000	66,625,000
5963	101299	SEDAN	PEUGEOT	406 ST AT	1997	1.025	64,000,000	65,600,000
5964	101299	SEDAN	PEUGEOT	406 ST MT	2004	1.025	139,000,000	142,475,000
5965	101299	SEDAN	PEUGEOT	406 ST MT	2003	1.025	128,000,000	131,200,000
5966	101299	SEDAN	PEUGEOT	406 ST MT	2002	1.025	122,000,000	125,050,000
5967	101299	SEDAN	PEUGEOT	406 ST MT	2001	1.025	104,000,000	106,600,000
5968	101299	SEDAN	PEUGEOT	406 ST MT	2000	1.025	97,000,000	99,425,000
5969	101299	SEDAN	PEUGEOT	406 ST MT	1999	1.025	70,000,000	71,750,000
5970	101299	SEDAN	PEUGEOT	406 ST MT	1998	1.025	64,000,000	65,600,000
5971	101299	SEDAN	PEUGEOT	406 ST MT	1997	1.025	55,000,000	56,375,000
5972	101299	SEDAN	PEUGEOT	407 2.0L AT	2008	1.025	318,000,000	325,950,000
5973	101299	SEDAN	PEUGEOT	407 2.0L AT	2007	1.025	302,000,000	309,550,000

NO	KODING	JENIS	MEREK	TIPE	TH BUAT	BOBOT	NJKB	DP PKB
1	2	3	4	5	6	7	8	9
5974	101299	SEDAN	PEUGEOT	407 2.0L AT	2006	1.025	254,000,000	260,350,000
5975	101299	SEDAN	PEUGEOT	407 2.0 STD	2005	1.025	243,000,000	249,075,000
5976	101299	SEDAN	PEUGEOT	407 2.0 SW AT	2008	1.025	338,000,000	346,450,000
5977	101299	SEDAN	PEUGEOT	407 2.0 SW AT	2007	1.025	316,000,000	323,900,000
5978	101299	SEDAN	PEUGEOT	407 2.0 SW AT	2006	1.025	265,000,000	271,625,000
5979	101299	SEDAN	PEUGEOT	407 2.0 SW AT	2005	1.025	254,000,000	260,350,000
5980	101299	SEDAN	PEUGEOT	407 3.0L AT	2008	1.025	419,000,000	429,475,000
5981	101299	SEDAN	PEUGEOT	407 3.0L AT	2007	1.025	389,000,000	398,725,000
5982	101299	SEDAN	PEUGEOT	407 3.0L AT	2006	1.025	288,000,000	295,200,000
5983	101299	SEDAN	PEUGEOT	407 3.0L AT	2005	1.025	272,000,000	278,800,000
5984	101299	SEDAN	PEUGEOT	407 3.0L COUPE AT	2007	1.025	569,000,000	583,225,000
5985	101299	SEDAN	PEUGEOT	407 3.0L COUPE AT	2006	1.025	440,000,000	451,000,000
5986	101299	SEDAN	PEUGEOT	4.7 AT 2000 CC	2005	1.025	214,000,000	219,350,000
5987	101299	SEDAN	PEUGEOT	504	1981	1.025	13,000,000	13,325,000
5988	101299	SEDAN	PEUGEOT	504	1980	1.025	9,000,000	9,225,000
5989	101299	SEDAN	PEUGEOT	504 GL	1982	1.025	15,000,000	15,375,000
5990	101299	SEDAN	PEUGEOT	504 GL	1981	1.025	14,000,000	14,350,000
5991	101299	SEDAN	PEUGEOT	504 GL	1980	1.025	10,500,000	10,762,500
5992	101299	SEDAN	PEUGEOT	504 SALOON	1982	1.025	15,000,000	15,375,000
5993	101299	SEDAN	PEUGEOT	504 SALOON	1981	1.025	14,000,000	14,350,000
5994	101299	SEDAN	PEUGEOT	504 SALOON	1980	1.025	10,500,000	10,762,500
5995	101299	SEDAN	PEUGEOT	505	1990	1.025	21,000,000	21,525,000
5996	101299	SEDAN	PEUGEOT	505	1989	1.025	20,000,000	20,500,000
5997	101299	SEDAN	PEUGEOT	505	1988	1.025	19,000,000	19,475,000
5998	101299	SEDAN	PEUGEOT	505	1987	1.025	18,000,000	18,450,000
5999	101299	SEDAN	PEUGEOT	505	1986	1.025	17,000,000	17,425,000
6000	101299	SEDAN	PEUGEOT	505	1985	1.025	16,000,000	16,400,000
6001	101299	SEDAN	PEUGEOT	505	1984	1.025	15,500,000	15,887,500
6002	101299	SEDAN	PEUGEOT	505	1983	1.025	15,000,000	15,375,000
6003	101299	SEDAN	PEUGEOT	505	1982	1.025	14,500,000	14,862,500
6004	101299	SEDAN	PEUGEOT	505	1981	1.025	14,000,000	14,350,000
6005	101299	SEDAN	PEUGEOT	505	1980	1.025	13,000,000	13,325,000
6006	101299	SEDAN	PEUGEOT	505 GL AT	1987	1.025	20,000,000	20,500,000
6007	101299	SEDAN	PEUGEOT	505 GL AT	1986	1.025	18,000,000	18,450,000
6008	101299	SEDAN	PEUGEOT	505 GL AT	1985	1.025	16,000,000	16,400,000
6009	101299	SEDAN	PEUGEOT	505 GR AT	1989	1.025	22,000,000	22,550,000
6010	101299	SEDAN	PEUGEOT	505 GR AT	1988	1.025	21,000,000	21,525,000
6011	101299	SEDAN	PEUGEOT	505 GR AT	1987	1.025	19,000,000	19,475,000
6012	101299	SEDAN	PEUGEOT	505 GR AT	1986	1.025	18,000,000	18,450,000
6013	101299	SEDAN	PEUGEOT	505 GR AT	1985	1.025	16,000,000	16,400,000
6014	101299	SEDAN	PEUGEOT	505 GR MT	1989	1.025	22,000,000	22,550,000
6015	101299	SEDAN	PEUGEOT	505 GR MT	1988	1.025	21,000,000	21,525,000
6016	101299	SEDAN	PEUGEOT	505 GR MT	1987	1.025	19,000,000	19,475,000
6017	101299	SEDAN	PEUGEOT	505 GR MT	1986	1.025	18,000,000	18,450,000
6018	101299	SEDAN	PEUGEOT	505 GR MT	1985	1.025	16,000,000	16,400,000
6019	101299	SEDAN	PEUGEOT	505 GR MT	1984	1.025	15,000,000	15,375,000
6020	101299	SEDAN	PEUGEOT	505 GR MT	1983	1.025	14,000,000	14,350,000
6021	101299	SEDAN	PEUGEOT	505 GR MT	1982	1.025	13,000,000	13,325,000
6022	101299	SEDAN	PEUGEOT	505 GR MT	1981	1.025	12,000,000	12,300,000
6023	101299	SEDAN	PEUGEOT	505 GTI	1993	1.025	31,000,000	31,775,000
6024	101299	SEDAN	PEUGEOT	505 GTI	1992	1.025	29,000,000	29,725,000
6025	101299	SEDAN	PEUGEOT	505 GTI	1991	1.025	26,000,000	26,650,000
6026	101299	SEDAN	PEUGEOT	505 GTI	1990	1.025	24,000,000	24,600,000
6027	101299	SEDAN	PEUGEOT	505 GTI	1989	1.025	23,000,000	23,575,000
6028	101299	SEDAN	PEUGEOT	505 GTI	1988	1.025	22,000,000	22,550,000
6029	101299	SEDAN	PEUGEOT	505 GTI	1987	1.025	21,000,000	21,525,000
6030	101299	SEDAN	PEUGEOT	505 GTI	1986	1.025	18,000,000	18,450,000
6031	101299	SEDAN	PEUGEOT	505 GTI AT 2165cc	1989	1.025	26,000,000	26,650,000
6032	101299	SEDAN	PEUGEOT	505 GTI AT 2165cc	1988	1.025	25,000,000	25,625,000
6033	101299	SEDAN	PEUGEOT	505 GTI AT 2165cc	1987	1.025	22,000,000	22,550,000
6034	101299	SEDAN	PEUGEOT	508 AT	2012	1.025	482,000,000	494,050,000
6035	101299	SEDAN	PEUGEOT	508 AT	2011	1.025	472,000,000	483,800,000
6036	101299	SEDAN	PEUGEOT	604	1984	1.025	13,000,000	13,325,000
6037	101299	SEDAN	PEUGEOT	604	1983	1.025	12,000,000	12,300,000
6038	101299	SEDAN	PEUGEOT	604	1982	1.025	11,000,000	11,275,000
6039	101299	SEDAN	PEUGEOT	604	1981	1.025	10,000,000	10,250,000
6040	101299	SEDAN	PEUGEOT	604	1980	1.025	8,000,000	8,200,000
6041	101299	SEDAN	PEUGEOT	604 GL	1984	1.025	12,500,000	12,812,500
6042	101299	SEDAN	PEUGEOT	604 GL	1983	1.025	11,500,000	11,787,500
6043	101299	SEDAN	PEUGEOT	604 GL	1982	1.025	11,000,000	11,275,000
6044	101299	SEDAN	PEUGEOT	604 GL	1981	1.025	10,000,000	10,250,000
6045	101299	SEDAN	PEUGEOT	604 GL	1980	1.025	8,200,000	8,405,000
6046	101299	SEDAN	PEUGEOT	604 SL	1985	1.025	12,000,000	12,300,000
6047	101299	SEDAN	PEUGEOT	604 SL	1984	1.025	11,500,000	11,787,500
6048	101299	SEDAN	PEUGEOT	604 SL	1983	1.025	11,000,000	11,275,000
6049	101299	SEDAN	PEUGEOT	604 SL	1982	1.025	10,500,000	10,762,500
6050	101299	SEDAN	PEUGEOT	605 SRI AT, 1998cc	1994	1.025	39,000,000	39,975,000
6051	101299	SEDAN	PEUGEOT	605 SRI AT, 1998cc	1993	1.025	35,000,000	35,875,000
6052	101299	SEDAN	PEUGEOT	605 SRI AT, 1998cc	1992	1.025	31,000,000	31,775,000
6053	101299	SEDAN	PEUGEOT	605 SRI AT, 1998cc	1991	1.025	28,000,000	28,700,000
6054	101299	SEDAN	PEUGEOT	605 SRI MT, 1998cc	1994	1.025	39,000,000	39,975,000
6055	101299	SEDAN	PEUGEOT	605 SRI MT, 1998cc	1993	1.025	35,000,000	35,875,000
6056	101299	SEDAN	PEUGEOT	605 SRI MT, 1998cc	1992	1.025	31,000,000	31,775,000
6057	101299	SEDAN	PEUGEOT	605 SRI MT, 1998cc	1991	1.025	28,000,000	28,700,000
6058	101299	SEDAN	PEUGEOT	605 SRI MT, 1998cc	1990	1.025	24,000,000	24,600,000
6059	101299	SEDAN	PEUGEOT	607 AT	2004	1.025	139,000,000	142,475,000
6060	101299	SEDAN	PEUGEOT	607 AT	2003	1.025	128,000,000	131,200,000
6061	101299	SEDAN	PEUGEOT	607 AT	2002	1.025	122,000,000	125,050,000

NO	KODING	JENIS	MEREK	TIPE	TH BUAT	BOBOT	NJKB	DP PKB
1	2	3	4	5	6	7	8	9
6062	101299	SEDAN	PEUGEOT	607 AT	2001	1.025	121,000,000	124,025,000
6063	101299	SEDAN	PEUGEOT	RCZ AT	2012	1.025	592,000,000	606,800,000
6064	101299	SEDAN	PEUGEOT	RCZ AT	2011	1.025	540,000,000	553,500,000
6065	101304	SEDAN	PONTIAC	CANADA	1980	1.025	11,000,000	11,275,000
6066	101304	SEDAN	PONTIAC	PAMSIENEC	1980	1.025	7,000,000	7,175,000
6067	101305	SEDAN	PORSCHE	718 BOXTER 2.0L	2019	1.025	913,000,000	935,825,000
6068	101305	SEDAN	PORSCHE	718 BOXTER 2.0L	2018	1.025	868,000,000	889,700,000
6069	101305	SEDAN	PORSCHE	718 BOXTER 2.0L	2017	1.025	825,000,000	845,625,000
6070	101305	SEDAN	PORSCHE	718 BOXTER 2.0L	2016	1.025	784,000,000	803,600,000
6071	101305	SEDAN	PORSCHE	718 CAYMAN 2.0L	2019	1.025	868,000,000	889,700,000
6072	101305	SEDAN	PORSCHE	718 CAYMAN 2.0L	2018	1.025	825,000,000	845,625,000
6073	101305	SEDAN	PORSCHE	718 CAYMAN 2.0L	2017	1.025	784,000,000	803,600,000
6074	101305	SEDAN	PORSCHE	718 CAYMAN 2.0L	2016	1.025	745,000,000	763,625,000
6075	101305	SEDAN	PORSCHE	718 CAYMAN S 2.5L	2019	1.025	1,004,000,000	1,029,100,000
6076	101305	SEDAN	PORSCHE	911	2004	1.025	658,000,000	674,450,000
6077	101305	SEDAN	PORSCHE	911	2003	1.025	642,000,000	658,050,000
6078	101305	SEDAN	PORSCHE	911	2002	1.025	625,000,000	640,625,000
6079	101305	SEDAN	PORSCHE	911	2001	1.025	580,000,000	594,500,000
6080	101305	SEDAN	PORSCHE	911	2000	1.025	515,000,000	527,875,000
6081	101305	SEDAN	PORSCHE	911	1999	1.025	485,000,000	497,125,000
6082	101305	SEDAN	PORSCHE	911 C2 COUPE	2001	1.025	944,000,000	967,600,000
6083	101305	SEDAN	PORSCHE	911 CARERA	2002	1.025	944,000,000	967,600,000
6084	101305	SEDAN	PORSCHE	911 CARERA	2001	1.025	827,000,000	847,675,000
6085	101305	SEDAN	PORSCHE	911 CARERA 3.600 AT	2008	1.025	2,072,000,000	2,123,800,000
6086	101305	SEDAN	PORSCHE	911 CARERA 3.600 AT	2004	1.025	1,059,000,000	1,085,475,000
6087	101305	SEDAN	PORSCHE	911 CARERA 3.600 AT	2003	1.025	887,000,000	909,175,000
6088	101305	SEDAN	PORSCHE	911 CARERA 3.6 TIPTRONIC 3600cc	2007	1.025	1,490,000,000	1,527,250,000
6089	101305	SEDAN	PORSCHE	911 CARERA 3.6 TIPTRONIC 3600cc	2006	1.025	1,321,000,000	1,354,025,000
6090	101305	SEDAN	PORSCHE	911 CARERA 3.6 TIPTRONIC 3600cc	2005	1.025	1,267,000,000	1,298,675,000
6091	101305	SEDAN	PORSCHE	911 CARERA 4 S 3.6 TIPTRONIC 3600cc	2008	1.025	2,072,000,000	2,123,800,000
6092	101305	SEDAN	PORSCHE	911 CARERA 4 S 3.6 TIPTRONIC 3600cc	2007	1.025	1,693,000,000	1,735,325,000
6093	101305	SEDAN	PORSCHE	911 CARERA 4 S 3.6 TIPTRONIC 3600cc	2006	1.025	1,501,000,000	1,538,525,000
6094	101305	SEDAN	PORSCHE	911 CARERA 4 S 3.6 TIPTRONIC 3600cc	2005	1.025	1,439,000,000	1,474,975,000
6095	101305	SEDAN	PORSCHE	911 CARERA 4 S 3.6 TIPTRONIC 3600cc	2004	1.025	1,247,000,000	1,278,175,000
6096	101305	SEDAN	PORSCHE	911 CARERA 4 S 3.6 TIPTRONIC 3600cc	2003	1.025	1,122,000,000	1,150,050,000
6097	101305	SEDAN	PORSCHE	911 CARERA 4 S 3.6 TIPTRONIC 3600cc	2002	1.025	1,063,000,000	1,089,575,000
6098	101305	SEDAN	PORSCHE	911 CARERA COUPE AT	2006	1.025	1,734,000,000	1,777,350,000
6099	101305	SEDAN	PORSCHE	911 CARRERA 3.0L	2019	1.025	1,399,000,000	1,433,975,000
6100	101305	SEDAN	PORSCHE	911 CARRERA 3.0L	2018	1.025	1,330,000,000	1,363,250,000
6101	101305	SEDAN	PORSCHE	911 CARRERA 3.0L	2017	1.025	1,264,000,000	1,295,600,000
6102	101305	SEDAN	PORSCHE	911 CARRERA 3.0L	2016	1.025	1,201,000,000	1,231,025,000
6103	101305	SEDAN	PORSCHE	911 CARRERA 3.4L AT	2014	1.025	2,066,000,000	2,117,650,000
6104	101305	SEDAN	PORSCHE	911 CARRERA 4S CABRIOLET 3.8L AT	2015	1.025	2,931,000,000	3,004,275,000
6105	101305	SEDAN	PORSCHE	911 CARRERA 4S CABRIOLET 3.8L AT	2014	1.025	2,791,000,000	2,860,775,000
6106	101305	SEDAN	PORSCHE	911 CARRERA GTS 3.0L	2019	1.025	1,558,000,000	1,596,950,000
6107	101305	SEDAN	PORSCHE	911 CARRERA GTS 3.0L	2018	1.025	1,481,000,000	1,518,025,000
6108	101305	SEDAN	PORSCHE	911 CARRERA GTS 3.0L	2017	1.025	1,407,000,000	1,442,175,000
6109	101305	SEDAN	PORSCHE	911 CARRERA GTS 3.0L	2016	1.025	1,337,000,000	1,370,425,000
6110	101305	SEDAN	PORSCHE	911 CARRERA S 3.0L	2019	1.025	1,484,000,000	1,521,100,000
6111	101305	SEDAN	PORSCHE	911 CARRERA S 3.0L	2018	1.025	1,410,000,000	1,445,250,000
6112	101305	SEDAN	PORSCHE	911 CARRERA S 3.0L	2017	1.025	1,340,000,000	1,373,500,000
6113	101305	SEDAN	PORSCHE	911 CARRERA S 3.0L	2016	1.025	1,273,000,000	1,304,825,000
6114	101305	SEDAN	PORSCHE	911 CARRERA S 3.8 AT	2008	1.025	1,973,000,000	2,022,325,000
6115	101305	SEDAN	PORSCHE	911 CARRERA S 3.8 AT	2007	1.025	1,591,000,000	1,630,775,000
6116	101305	SEDAN	PORSCHE	911 CARRERA S 3.8 AT	2006	1.025	1,412,000,000	1,447,300,000
6117	101305	SEDAN	PORSCHE	911 CARRERA S 3.8 AT	2005	1.025	1,181,000,000	1,210,525,000
6118	101305	SEDAN	PORSCHE	911 CARRERA S CABRIOLET 3.8L AT	2015	1.025	2,363,000,000	2,422,075,000
6119	101305	SEDAN	PORSCHE	911 CARRERA S CABRIOLET 3.8L AT	2014	1.025	2,250,000,000	2,306,250,000
6120	101305	SEDAN	PORSCHE	911 CARRERA S COUPE 3.8L AT	2015	1.025	2,932,000,000	3,005,300,000
6121	101305	SEDAN	PORSCHE	911 CARRERA S COUPE 3.8L AT	2014	1.025	2,792,000,000	2,861,800,000
6122	101305	SEDAN	PORSCHE	911 CARRERA T 3.0	2018	1.025	1,404,000,000	1,439,100,000
6123	101305	SEDAN	PORSCHE	911 GT 2, 3600cc	2006	1.025	2,867,000,000	2,938,675,000
6124	101305	SEDAN	PORSCHE	911 GT 2, 3600cc	2005	1.025	2,701,000,000	2,768,525,000
6125	101305	SEDAN	PORSCHE	911 GT 2, 3600cc	2004	1.025	2,354,000,000	2,412,850,000
6126	101305	SEDAN	PORSCHE	911 GT 2, 3600cc	2003	1.025	2,175,000,000	2,229,375,000
6127	101305	SEDAN	PORSCHE	911 GT 2, 3600cc	2002	1.025	2,064,000,000	2,115,600,000
6128	101305	SEDAN	PORSCHE	911 GT2 3.6L MT	2010	1.025	3,468,000,000	3,554,700,000
6129	101305	SEDAN	PORSCHE	911 GT2 RS 3.6L MT	2015	1.025	4,167,000,000	4,271,175,000
6130	101305	SEDAN	PORSCHE	911 GT2 RS 3.6L MT	2014	1.025	3,969,000,000	4,068,225,000
6131	101305	SEDAN	PORSCHE	911 GT2 RS 4.0L	2018	1.025	2,886,000,000	2,958,150,000
6132	101305	SEDAN	PORSCHE	911 GT2 RS 4.0L MT	2015	1.025	2,396,000,000	2,455,900,000
6133	101305	SEDAN	PORSCHE	911 GT2 RS 4.0L MT	2014	1.025	2,282,000,000	2,339,050,000
6134	101305	SEDAN	PORSCHE	911 GT3 3.8L MT	2010	1.025	2,233,000,000	2,288,825,000
6135	101305	SEDAN	PORSCHE	911 GT3 4.0	2017	1.025	1,170,000,000	1,199,250,000
6136	101305	SEDAN	PORSCHE	911 GT3 4.0	2016	1.025	1,147,000,000	1,175,675,000
6137	101305	SEDAN	PORSCHE	911 GT3 4.0L	2018	1.025	2,129,000,000	2,182,225,000
6138	101305	SEDAN	PORSCHE	911 GT3 COUPE	2019	1.025	2,129,000,000	2,182,225,000
6139	101305	SEDAN	PORSCHE	911 GT3 RS	2019	1.025	2,106,000,000	2,158,650,000
6140	101305	SEDAN	PORSCHE	911 GT3 RS	2016	1.025	1,791,000,000	1,835,775,000
6141	101305	SEDAN	PORSCHE	911 GT3 RS 4.0	2017	1.025	1,170,000,000	1,199,250,000
6142	101305	SEDAN	PORSCHE	911 GT3 RS 4.0	2016	1.025	1,147,000,000	1,175,675,000
6143	101305	SEDAN	PORSCHE	911 GT3 RS 4.0L	2018	1.025	2,106,000,000	2,158,650,000
6144	101305	SEDAN	PORSCHE	911 R 4.0	2018	1.025	2,312,000,000	2,369,800,000
6145	101305	SEDAN	PORSCHE	911 R 4.0	2017	1.025	2,266,000,000	2,322,650,000
6146	101305	SEDAN	PORSCHE	911 R 4.0	2016	1.025	2,221,000,000	2,276,525,000
6147	101305	SEDAN	PORSCHE	911 S	2004	1.025	942,000,000	965,550,000
6148	101305	SEDAN	PORSCHE	911 S	2003	1.025	714,000,000	731,850,000
6149	101305	SEDAN	PORSCHE	911 S	2002	1.025	509,000,000	521,725,000

NO	KODING	JENIS	MEREK	TIPE	TH BUAT	BOBOT	NJKB	DP PKB
1	2	3	4	5	6	7	8	9
6150	101305	SEDAN	PORSCHE	911 S	2001	1.025	303,000,000	310,575,000
6151	101305	SEDAN	PORSCHE	911 S	2000	1.025	273,000,000	279,825,000
6152	101305	SEDAN	PORSCHE	911 S	1999	1.025	256,000,000	262,400,000
6153	101305	SEDAN	PORSCHE	911 S	1998	1.025	180,000,000	184,500,000
6154	101305	SEDAN	PORSCHE	911 S	1980	1.025	11,000,000	11,275,000
6155	101305	SEDAN	PORSCHE	911 S SEMI AUTOMATIC	2006	1.025	1,093,000,000	1,120,325,000
6156	101305	SEDAN	PORSCHE	911 TURBO 3.8 AT	2010	1.025	2,423,000,000	2,483,575,000
6157	101305	SEDAN	PORSCHE	911 TURBO MT	2006	1.025	1,977,000,000	2,026,425,000
6158	101305	SEDAN	PORSCHE	911 TURBO MT	2005	1.025	1,806,000,000	1,851,150,000
6159	101305	SEDAN	PORSCHE	911 TURBO MT	2004	1.025	1,559,000,000	1,597,975,000
6160	101305	SEDAN	PORSCHE	911 TURBO MT	2003	1.025	1,418,000,000	1,453,450,000
6161	101305	SEDAN	PORSCHE	911 TURBO MT	2002	1.025	1,004,000,000	1,029,100,000
6162	101305	SEDAN	PORSCHE	911 TURBO S 3.8L	2015	1.025	3,497,000,000	3,584,425,000
6163	101305	SEDAN	PORSCHE	911 TURBO S 3.8L	2014	1.025	3,330,000,000	3,413,250,000
6164	101305	SEDAN	PORSCHE	911 TURBO S 3.8L A/T	2015	1.025	2,657,000,000	2,723,425,000
6165	101305	SEDAN	PORSCHE	911 TURBO S 3.8L A/T	2014	1.025	2,530,000,000	2,593,250,000
6166	101305	SEDAN	PORSCHE	911 TURBO S 3.8L A/T	2013	1.025	2,405,000,000	2,465,125,000
6167	101305	SEDAN	PORSCHE	911 TURBO TIPTRONIC	2006	1.025	2,119,000,000	2,171,975,000
6168	101305	SEDAN	PORSCHE	911 TURBO TIPTRONIC	2005	1.025	1,945,000,000	1,993,625,000
6169	101305	SEDAN	PORSCHE	911 TURBO TIPTRONIC	2004	1.025	1,683,000,000	1,725,075,000
6170	101305	SEDAN	PORSCHE	911 TURBO TIPTRONIC	2003	1.025	1,535,000,000	1,573,375,000
6171	101305	SEDAN	PORSCHE	BOXSTER 2.7L AT	2015	1.025	1,245,000,000	1,276,125,000
6172	101305	SEDAN	PORSCHE	BOXSTER 2.7L AT	2014	1.025	1,186,000,000	1,215,650,000
6173	101305	SEDAN	PORSCHE	BOXSTER S 3.4L AT	2015	1.025	1,713,000,000	1,755,825,000
6174	101305	SEDAN	PORSCHE	BOXSTER S 3.4L AT	2014	1.025	1,631,000,000	1,671,775,000
6175	101305	SEDAN	PORSCHE	BOXTER 2.0 AT	2018	1.025	780,000,000	799,500,000
6176	101305	SEDAN	PORSCHE	BOXTER 2.0L A/T	2019	1.025	780,000,000	799,500,000
6177	101305	SEDAN	PORSCHE	BOXTER 2.7 AT	2007	1.025	694,000,000	711,350,000
6178	101305	SEDAN	PORSCHE	BOXTER 2.7 AT	2006	1.025	599,000,000	613,975,000
6179	101305	SEDAN	PORSCHE	BOXTER 2.7 AT	2005	1.025	560,000,000	574,000,000
6180	101305	SEDAN	PORSCHE	BOXTER 2.7 AT	2004	1.025	478,000,000	489,950,000
6181	101305	SEDAN	PORSCHE	BOXTER 2.7 AT	2003	1.025	430,000,000	440,750,000
6182	101305	SEDAN	PORSCHE	BOXTER 2.7 AT	2002	1.025	410,000,000	420,250,000
6183	101305	SEDAN	PORSCHE	BOXTER 2.7 TIPTRONIC, 2700cc	2008	1.025	891,000,000	913,275,000
6184	101305	SEDAN	PORSCHE	BOXTER 2.7 TIPTRONIC, 2700cc	2007	1.025	786,000,000	805,650,000
6185	101305	SEDAN	PORSCHE	BOXTER 2.7 TIPTRONIC, 2700cc	2006	1.025	707,000,000	724,675,000
6186	101305	SEDAN	PORSCHE	BOXTER 2.7 TIPTRONIC, 2700cc	2005	1.025	623,000,000	638,575,000
6187	101305	SEDAN	PORSCHE	BOXTER 2.7 TIPTRONIC, 2700cc	2004	1.025	524,000,000	537,100,000
6188	101305	SEDAN	PORSCHE	BOXTER 2.7 TIPTRONIC, 2700cc	2003	1.025	464,000,000	475,600,000
6189	101305	SEDAN	PORSCHE	BOXTER 2.7 TIPTRONIC, 2700cc	2002	1.025	418,000,000	428,450,000
6190	101305	SEDAN	PORSCHE	BOXTER 2.7 TIPTRONIC, 2700cc	2001	1.025	375,000,000	384,375,000
6191	101305	SEDAN	PORSCHE	BOXTER 2.9 AT	2010	1.025	1,109,000,000	1,136,725,000
6192	101305	SEDAN	PORSCHE	BOXTER 3.4 AT	2010	1.025	1,238,000,000	1,268,950,000
6193	101305	SEDAN	PORSCHE	BOXTER 3.4 S	2011	1.025	1,884,000,000	1,931,100,000
6194	101305	SEDAN	PORSCHE	BOXTER 3.4 S	2010	1.025	1,641,000,000	1,682,025,000
6195	101305	SEDAN	PORSCHE	BOXTER 3.6 TIPTRONIC, 3600cc	2003	1.025	2,421,000,000	2,481,525,000
6196	101305	SEDAN	PORSCHE	BOXTER 3.6 TIPTRONIC, 3600cc	2002	1.025	2,184,000,000	2,238,600,000
6197	101305	SEDAN	PORSCHE	BOXTER GTS 2.5	2018	1.025	1,170,000,000	1,199,250,000
6198	101305	SEDAN	PORSCHE	BOXTER S	2019	1.025	965,000,000	989,125,000
6199	101305	SEDAN	PORSCHE	BOXTER S	2018	1.025	917,000,000	939,925,000
6200	101305	SEDAN	PORSCHE	BOXTER S	2017	1.025	872,000,000	893,800,000
6201	101305	SEDAN	PORSCHE	BOXTER S	2016	1.025	829,000,000	849,725,000
6202	101305	SEDAN	PORSCHE	BOXTER S 3.2 / TIPTRONIC 3200cc	2006	1.025	878,000,000	899,950,000
6203	101305	SEDAN	PORSCHE	BOXTER S 3.2 / TIPTRONIC 3200cc	2005	1.025	821,000,000	841,525,000
6204	101305	SEDAN	PORSCHE	BOXTER S 3.2 / TIPTRONIC 3200cc	2004	1.025	700,000,000	717,500,000
6205	101305	SEDAN	PORSCHE	BOXTER S 3.2 / TIPTRONIC 3200cc	2003	1.025	629,000,000	644,725,000
6206	101305	SEDAN	PORSCHE	BOXTER S 3.2 / TIPTRONIC 3200cc	2002	1.025	598,000,000	612,950,000
6207	101305	SEDAN	PORSCHE	BOXTER S 3.4 AT	2007	1.025	1,017,000,000	1,042,425,000
6208	101305	SEDAN	PORSCHE	CARERA 911 S 3.8 AT	2010	1.025	2,292,000,000	2,349,300,000
6209	101305	SEDAN	PORSCHE	CARERA 911 S 3.8 MT	2010	1.025	2,292,000,000	2,349,300,000
6210	101305	SEDAN	PORSCHE	CAYMAN 2.0L	2019	1.025	868,000,000	889,700,000
6211	101305	SEDAN	PORSCHE	CAYMAN 2.0L A/T	2018	1.025	868,000,000	889,700,000
6212	101305	SEDAN	PORSCHE	CAYMAN 2.7 AT	2016	1.025	1,300,000,000	1,332,500,000
6213	101305	SEDAN	PORSCHE	CAYMAN 2.7 AT	2008	1.025	954,000,000	977,850,000
6214	101305	SEDAN	PORSCHE	CAYMAN 2.7 AT	2007	1.025	880,000,000	902,000,000
6215	101305	SEDAN	PORSCHE	CAYMAN 2.7L AT	2015	1.025	1,258,000,000	1,289,450,000
6216	101305	SEDAN	PORSCHE	CAYMAN 2.7L AT	2014	1.025	1,198,000,000	1,227,950,000
6217	101305	SEDAN	PORSCHE	CAYMAN 2.9	2010	1.025	1,342,000,000	1,375,550,000
6218	101305	SEDAN	PORSCHE	CAYMAN 2.9 AT	2010	1.025	1,109,000,000	1,136,725,000
6219	101305	SEDAN	PORSCHE	CAYMAN GT4	2019	1.025	1,338,000,000	1,371,450,000
6220	101305	SEDAN	PORSCHE	CAYMAN GT4	2018	1.025	1,272,000,000	1,303,800,000
6221	101305	SEDAN	PORSCHE	CAYMAN GT4	2017	1.025	1,209,000,000	1,239,225,000
6222	101305	SEDAN	PORSCHE	CAYMAN GT4	2016	1.025	1,149,000,000	1,177,725,000
6223	101305	SEDAN	PORSCHE	CAYMAN GTS	2019	1.025	1,338,000,000	1,371,450,000
6224	101305	SEDAN	PORSCHE	CAYMAN GTS	2018	1.025	1,272,000,000	1,303,800,000
6225	101305	SEDAN	PORSCHE	CAYMAN GTS	2017	1.025	1,209,000,000	1,239,225,000
6226	101305	SEDAN	PORSCHE	CAYMAN GTS	2016	1.025	1,149,000,000	1,177,725,000
6227	101305	SEDAN	PORSCHE	CAYMAN GTS 2.5	2018	1.025	1,560,000,000	1,599,000,000
6228	101305	SEDAN	PORSCHE	CAYMAN S 2.5L	2018	1.025	1,004,000,000	1,029,100,000
6229	101305	SEDAN	PORSCHE	CAYMAN S 2.5L	2017	1.025	984,000,000	1,008,600,000
6230	101305	SEDAN	PORSCHE	CAYMAN S 2.5L	2016	1.025	965,000,000	989,125,000
6231	101305	SEDAN	PORSCHE	CAYMAN S 3.4 AT	2015	1.025	1,713,000,000	1,755,825,000
6232	101305	SEDAN	PORSCHE	CAYMAN S 3.4 AT	2014	1.025	1,631,000,000	1,671,775,000
6233	101305	SEDAN	PORSCHE	CAYMAN S 3.4 AT	2010	1.025	1,562,000,000	1,601,050,000
6234	101305	SEDAN	PORSCHE	CAYMAN S 3.4 AT	2008	1.025	1,372,000,000	1,406,300,000
6235	101305	SEDAN	PORSCHE	CAYMAN S 3.4 AT	2007	1.025	1,017,000,000	1,042,425,000
6236	101305	SEDAN	PORSCHE	CAYMAN S 3.4 AT	2006	1.025	878,000,000	899,950,000
6237	101305	SEDAN	PORSCHE	CAYMAN S 3.4 MT	2010	1.025	1,425,000,000	1,460,625,000

NO	KODING	JENIS	MEREK	TIPE	TH BUAT	BOBOT	NJKB	DP PKB
1	2	3	4	5	6	7	8	9
6238	101305	SEDAN	PORSCHE	PANAMERA 3.0L AT	2018	1.025	997,000,000	1,021,925,000
6239	101305	SEDAN	PORSCHE	PANAMERA 3.6 AT	2010	1.025	1,093,000,000	1,120,325,000
6240	101305	SEDAN	PORSCHE	PANAMERA 3.6L AT	2015	1.025	1,518,000,000	1,555,950,000
6241	101305	SEDAN	PORSCHE	PANAMERA 3.6L AT	2014	1.025	1,446,000,000	1,482,150,000
6242	101305	SEDAN	PORSCHE	PANAMERA 3.6L AT	2010	1.025	1,093,000,000	1,120,325,000
6243	101305	SEDAN	PORSCHE	PANAMERA 4.8 (4X4) AT	2010	1.025	2,280,000,000	2,337,000,000
6244	101305	SEDAN	PORSCHE	PANAMERA 4.8 AT	2010	1.025	1,761,000,000	1,805,025,000
6245	101305	SEDAN	PORSCHE	PANAMERA 4.8L TWIN TURBO DOHC AT	2010	1.025	2,280,000,000	2,337,000,000
6246	101305	SEDAN	PORSCHE	PANAMERA 4S 2.9 AT	2018	1.025	1,460,000,000	1,496,500,000
6247	101305	SEDAN	PORSCHE	PANAMERA 4S 2.9 AT	2017	1.025	1,431,000,000	1,466,775,000
6248	101305	SEDAN	PORSCHE	PANAMERA 4S 2.9 AT	2016	1.025	1,403,000,000	1,438,075,000
6249	101305	SEDAN	PORSCHE	PANAMERA 4S 4.8 AT	2010	1.025	1,605,000,000	1,645,125,000
6250	101305	SEDAN	PORSCHE	PANAMERA GTS 4.8L AT	2015	1.025	1,652,000,000	1,693,300,000
6251	101305	SEDAN	PORSCHE	PANAMERA GTS 4.8L AT	2014	1.025	1,573,000,000	1,612,325,000
6252	101305	SEDAN	PORSCHE	PANAMERA S	2010	1.025	1,489,000,000	1,526,225,000
6253	101305	SEDAN	PORSCHE	PANAMERA S 3.0L AT	2018	1.025	1,460,000,000	1,496,500,000
6254	101305	SEDAN	PORSCHE	PANAMERA S 3.0L AT	2017	1.025	1,431,000,000	1,466,775,000
6255	101305	SEDAN	PORSCHE	PANAMERA S 3.0L AT	2016	1.025	1,403,000,000	1,438,075,000
6256	101305	SEDAN	PORSCHE	PANAMERA S 3.0L AT	2015	1.025	1,375,000,000	1,409,375,000
6257	101305	SEDAN	PORSCHE	PANAMERA S 3.0L AT	2014	1.025	1,348,000,000	1,381,700,000
6258	101305	SEDAN	PORSCHE	PANAMERA S 4.8 AT	2010	1.025	1,489,000,000	1,526,225,000
6259	101305	SEDAN	PORSCHE	PANAMERA S 4.8L AT	2015	1.025	1,714,000,000	1,756,850,000
6260	101305	SEDAN	PORSCHE	PANAMERA S 4.8L AT	2014	1.025	1,632,000,000	1,672,800,000
6261	101305	SEDAN	PORSCHE	PANAMERA S HYBRID 3.0L AT	2015	1.025	1,359,000,000	1,392,975,000
6262	101305	SEDAN	PORSCHE	PANAMERA S HYBRID 3.0L AT	2014	1.025	1,294,000,000	1,326,350,000
6263	101305	SEDAN	PORSCHE	PANAMERA S HYBRID 3.0L AT	2011	1.025	1,111,000,000	1,138,775,000
6264	101305	SEDAN	PORSCHE	PANAMERA TURBO 4.8L AT	2015	1.025	2,028,000,000	2,078,700,000
6265	101305	SEDAN	PORSCHE	PANAMERA TURBO 4.8L AT	2014	1.025	1,931,000,000	1,979,275,000
6266	101305	SEDAN	PORSCHE	TARGA 3.6 TIPTRONIC, 3600cc	2005	1.025	1,320,000,000	1,353,000,000
6267	101305	SEDAN	PORSCHE	TARGA 3.6 TIPTRONIC, 3600cc	2004	1.025	1,122,000,000	1,150,050,000
6268	101305	SEDAN	PORSCHE	TARGA 3.6 TIPTRONIC, 3600cc	2003	1.025	1,040,000,000	1,066,000,000
6269	101305	SEDAN	PORSCHE	TARGA 3.6 TIPTRONIC, 3600cc	2002	1.025	1,004,000,000	1,029,100,000
6270	101307	SEDAN	PROTON	GEN2 PERSONA 1.6L A/T	2008	1.025	90,000,000	92,250,000
6271	101307	SEDAN	PROTON	GEN2 PERSONA 1.6L A/T HIGH LINE	2011	1.025	136,000,000	139,400,000
6272	101307	SEDAN	PROTON	GEN2 PERSONA 1.6L A/T HIGH LINE	2010	1.025	132,000,000	135,300,000
6273	101307	SEDAN	PROTON	GEN2 PERSONA 1.6L A/T HIGH LINE	2009	1.025	126,000,000	129,150,000
6274	101307	SEDAN	PROTON	GEN2 PERSONA 1.6L A/T HIGH LINE	2008	1.025	114,000,000	116,850,000
6275	101307	SEDAN	PROTON	GEN2 PERSONA 1.6L A/T HIGH LINE EL	2011	1.025	140,000,000	143,500,000
6276	101307	SEDAN	PROTON	GEN2 PERSONA 1.6L A/T MEDIUM LINE	2011	1.025	130,000,000	133,250,000
6277	101307	SEDAN	PROTON	GEN2 PERSONA 1.6L A/T MEDIUM LINE	2010	1.025	127,000,000	130,175,000
6278	101307	SEDAN	PROTON	GEN2 PERSONA 1.6L A/T MEDIUM LINE	2009	1.025	115,000,000	117,875,000
6279	101307	SEDAN	PROTON	GEN2 PERSONA 1.6L A/T MEDIUM LINE	2008	1.025	103,000,000	105,575,000
6280	101307	SEDAN	PROTON	GEN2 PERSONA 1.6L AT MEDIUM LINE EL	2011	1.025	134,000,000	137,350,000
6281	101307	SEDAN	PROTON	GEN2 PERSONA 1.6L G A/T	2008	1.025	106,000,000	108,650,000
6282	101307	SEDAN	PROTON	GEN2 PERSONA 1.6L G M/T	2008	1.025	99,000,000	101,475,000
6283	101307	SEDAN	PROTON	GEN2 PERSONA 1.6L H A/T	2008	1.025	114,000,000	116,850,000
6284	101307	SEDAN	PROTON	GEN2 PERSONA 1.6L H M/T	2008	1.025	105,000,000	107,625,000
6285	101307	SEDAN	PROTON	GEN2 PERSONA 1.6L M A/T	2008	1.025	103,000,000	105,575,000
6286	101307	SEDAN	PROTON	GEN2 PERSONA 1.6L M M/T	2008	1.025	97,000,000	99,425,000
6287	101307	SEDAN	PROTON	GEN2 PERSONA 1.6L M/T	2011	1.025	119,000,000	121,975,000
6288	101307	SEDAN	PROTON	GEN2 PERSONA 1.6L M/T	2010	1.025	101,000,000	103,525,000
6289	101307	SEDAN	PROTON	GEN2 PERSONA 1.6L M/T	2009	1.025	90,000,000	92,250,000
6290	101307	SEDAN	PROTON	GEN2 PERSONA 1.6L M/T	2008	1.025	82,000,000	84,050,000
6291	101307	SEDAN	PROTON	GEN2 PERSONA 1.6L M/T HIGH LINE	2011	1.025	128,000,000	131,200,000
6292	101307	SEDAN	PROTON	GEN2 PERSONA 1.6L M/T HIGH LINE	2010	1.025	124,000,000	127,100,000
6293	101307	SEDAN	PROTON	GEN2 PERSONA 1.6L M/T HIGH LINE	2009	1.025	115,000,000	117,875,000
6294	101307	SEDAN	PROTON	GEN2 PERSONA 1.6L M/T HIGH LINE	2008	1.025	105,000,000	107,625,000
6295	101307	SEDAN	PROTON	GEN2 PERSONA 1.6L M/T MEDIUM LINE	2011	1.025	121,000,000	124,025,000
6296	101307	SEDAN	PROTON	GEN2 PERSONA 1.6L M/T MEDIUM LINE	2010	1.025	117,000,000	119,925,000
6297	101307	SEDAN	PROTON	GEN2 PERSONA 1.6L M/T MEDIUM LINE	2009	1.025	108,000,000	110,700,000
6298	101307	SEDAN	PROTON	GEN2 PERSONA 1.6L M/T MEDIUM LINE	2008	1.025	97,000,000	99,425,000
6299	101307	SEDAN	PROTON	GEN2 PERSONA 1.6L MT MEDIUM LINE EL	2011	1.025	124,000,000	127,100,000
6300	101307	SEDAN	PROTON	ISWARA 1.3	1997	1.025	25,000,000	25,625,000
6301	101307	SEDAN	PROTON	ISWARA 1.3	1996	1.025	20,000,000	20,500,000
6302	101307	SEDAN	PROTON	ISWARA 1.3	1995	1.025	19,000,000	19,475,000
6303	101307	SEDAN	PROTON	ISWARA 1.3 GL	1997	1.025	27,000,000	27,675,000
6304	101307	SEDAN	PROTON	ISWARA 1.3 GL	1996	1.025	24,000,000	24,600,000
6305	101307	SEDAN	PROTON	ISWARA 1.3 GL	1995	1.025	20,000,000	20,500,000
6306	101307	SEDAN	PROTON	ISWARA 1.3 GL (KHUSUS TAXI)	2004	1.025	43,000,000	44,075,000
6307	101307	SEDAN	PROTON	ISWARA 1.3 GL (KHUSUS TAXI)	2003	1.025	40,000,000	41,000,000
6308	101307	SEDAN	PROTON	PERSONA 1.5L AT	2007	1.025	84,000,000	86,100,000
6309	101307	SEDAN	PROTON	PERSONA 1.5L MT	2007	1.025	76,000,000	77,900,000
6310	101307	SEDAN	PROTON	SAGA 1.3 GL (KHUSUS TAXI)	2004	1.025	47,000,000	48,175,000
6311	101307	SEDAN	PROTON	SAGA 1.3 GL (KHUSUS TAXI)	2003	1.025	44,000,000	45,100,000
6312	101307	SEDAN	PROTON	SAGA 1.3 GL (KHUSUS TAXI)	2000	1.025	41,000,000	42,025,000
6313	101307	SEDAN	PROTON	SAGA 1.3 GL (KHUSUS TAXI)	1999	1.025	38,000,000	38,950,000
6314	101307	SEDAN	PROTON	SAGA 1.3 GL (KHUSUS TAXI)	1998	1.025	36,000,000	36,900,000
6315	101307	SEDAN	PROTON	SAGA 1.3 GL (KHUSUS TAXI)	1997	1.025	34,000,000	34,850,000
6316	101307	SEDAN	PROTON	SAGA 1.3L AT FL (M-LINE)	2012	1.025	112,000,000	114,800,000
6317	101307	SEDAN	PROTON	SAGA 1.3L AT FL (M-LINE)	2011	1.025	108,000,000	110,700,000
6318	101307	SEDAN	PROTON	SAGA 1.3L A/T (M-LINE)	2011	1.025	108,000,000	110,700,000
6319	101307	SEDAN	PROTON	SAGA 1.3L A/T (M-LINE)	2010	1.025	105,000,000	107,625,000
6320	101307	SEDAN	PROTON	SAGA 1.3L A/T (M-LINE)	2009	1.025	98,000,000	100,450,000
6321	101307	SEDAN	PROTON	SAGA 1.3L MT FL (M-LINE)	2012	1.025	104,000,000	106,600,000
6322	101307	SEDAN	PROTON	SAGA 1.3L MT FL (M-LINE)	2011	1.025	100,000,000	102,500,000
6323	101307	SEDAN	PROTON	SAGA 1.3L M/T FLX MEDIUM LINE	2012	1.025	107,000,000	109,675,000
6324	101307	SEDAN	PROTON	SAGA 1.3L M/T (M-LINE)	2011	1.025	100,000,000	102,500,000
6325	101307	SEDAN	PROTON	SAGA 1.3L M/T (M-LINE)	2010	1.025	97,000,000	99,425,000

NO	KODING	JENIS	MEREK	TIPE	TH BUAT	BOBOT	NJKB	DP PKB
1	2	3	4	5	6	7	8	9
6326	101307	SEDAN	PROTON	SAGA 1.3L M/T (M-LINE)	2009	1.025	89,000,000	91,225,000
6327	101307	SEDAN	PROTON	SAGA 1463cc	1997	1.025	22,000,000	22,550,000
6328	101307	SEDAN	PROTON	SAGA 1463cc	1996	1.025	20,000,000	20,500,000
6329	101307	SEDAN	PROTON	SAGA 1463cc	1995	1.025	19,000,000	19,475,000
6330	101307	SEDAN	PROTON	SAGA 1463cc	1994	1.025	18,000,000	18,450,000
6331	101307	SEDAN	PROTON	SAGA 1463cc	1993	1.025	17,000,000	17,425,000
6332	101307	SEDAN	PROTON	SAGA 1463cc	1985	1.025	12,000,000	12,300,000
6333	101307	SEDAN	PROTON	SAGA 1463cc EKS TAKSI	1997	1.025	14,000,000	14,350,000
6334	101307	SEDAN	PROTON	SAGA 1463cc EKS TAKSI	1996	1.025	13,000,000	13,325,000
6335	101307	SEDAN	PROTON	SAGA 1463cc EKS TAKSI	1995	1.025	12,000,000	12,300,000
6336	101307	SEDAN	PROTON	SAGA 1463cc EKS TAKSI	1994	1.025	11,000,000	11,275,000
6337	101307	SEDAN	PROTON	SAGA 1463cc EKS TAKSI	1993	1.025	10,000,000	10,250,000
6338	101307	SEDAN	PROTON	WAJA 1.6L AT	2010	1.025	139,000,000	142,475,000
6339	101307	SEDAN	PROTON	WAJA 1.6L AT	2009	1.025	136,000,000	139,400,000
6340	101307	SEDAN	PROTON	WAJA 1.6L AT	2008	1.025	125,000,000	128,125,000
6341	101307	SEDAN	PROTON	WAJA 1.6L AT	2007	1.025	121,000,000	124,025,000
6342	101307	SEDAN	PROTON	WAJA 1.6L MT	2010	1.025	130,000,000	133,250,000
6343	101307	SEDAN	PROTON	WAJA 1.6L MT	2009	1.025	127,000,000	130,175,000
6344	101307	SEDAN	PROTON	WAJA 1.6L MT	2008	1.025	118,000,000	120,950,000
6345	101307	SEDAN	PROTON	WAJA 1.6L MT	2007	1.025	114,000,000	116,850,000
6346	101307	SEDAN	PROTON	WAJA 1.6L MT IAFM	2011	1.025	130,000,000	133,250,000
6347	101307	SEDAN	PROTON	WAJA 1.6L MT IAFM	2010	1.025	126,000,000	129,150,000
6348	101307	SEDAN	PROTON	WAJA 1.6L M/T (KHUSUS TAXI)	2011	1.025	120,000,000	123,000,000
6349	101307	SEDAN	PROTON	WAJA 1.6L M/T (KHUSUS TAXI)	2010	1.025	114,000,000	116,850,000
6350	101307	SEDAN	PROTON	WAJA 1.6L M/T (KHUSUS TAXI)	2009	1.025	109,000,000	111,725,000
6351	101307	SEDAN	PROTON	WAJA 1.6L M/T (KHUSUS TAXI)	2008	1.025	99,000,000	101,475,000
6352	101307	SEDAN	PROTON	WAJA 1.6L M/T (KHUSUS TAXI)	2007	1.025	96,000,000	98,400,000
6353	101307	SEDAN	PROTON	WAJA PL1 CF1 SRR 3F	2003	1.025	105,000,000	107,625,000
6354	101307	SEDAN	PROTON	WIRA 1.5 L MT	2008	1.025	93,000,000	95,325,000
6355	101307	SEDAN	PROTON	WIRA 1.5 L MT	2007	1.025	90,000,000	92,250,000
6356	101307	SEDAN	PROTON	WIRA 1.5 L MT	2006	1.025	67,000,000	68,675,000
6357	101307	SEDAN	PROTON	WIRA 1.5 L MT	2005	1.025	64,000,000	65,600,000
6358	101307	SEDAN	PROTON	WIRA 1.5 L MT (KHUSUS TAXI)	2007	1.025	72,000,000	73,800,000
6359	101307	SEDAN	PROTON	WIRA 1.5 L MT (KHUSUS TAXI)	2006	1.025	52,000,000	53,300,000
6360	101307	SEDAN	PROTON	WIRA 1.5 L MT (KHUSUS TAXI)	2005	1.025	50,000,000	51,250,000
6361	101315	SEDAN	RENAULT	12 TL	1982	1.025	9,500,000	9,737,500
6362	101315	SEDAN	RENAULT	12 TL	1981	1.025	9,400,000	9,635,000
6363	101315	SEDAN	RENAULT	12 TL	1980	1.025	8,200,000	8,405,000
6364	101315	SEDAN	RENAULT	12 TL SALOON	1981	1.025	9,400,000	9,635,000
6365	101315	SEDAN	RENAULT	12 TL SALOON	1980	1.025	8,200,000	8,405,000
6366	101315	SEDAN	RENAULT	12 TN	1981	1.025	9,400,000	9,635,000
6367	101315	SEDAN	RENAULT	12 TN	1980	1.025	9,200,000	9,430,000
6368	101315	SEDAN	RENAULT	12 TS	1982	1.025	9,500,000	9,737,500
6369	101315	SEDAN	RENAULT	12 TS	1981	1.025	9,400,000	9,635,000
6370	101315	SEDAN	RENAULT	12 TS	1980	1.025	8,200,000	8,405,000
6371	101315	SEDAN	RENAULT	15 TS	1980	1.025	8,000,000	8,200,000
6372	101315	SEDAN	RENAULT	18 TL	1988	1.025	15,000,000	15,375,000
6373	101315	SEDAN	RENAULT	18 TL	1987	1.025	13,000,000	13,325,000
6374	101315	SEDAN	RENAULT	18 TL	1986	1.025	11,000,000	11,275,000
6375	101315	SEDAN	RENAULT	18 TL	1985	1.025	10,000,000	10,250,000
6376	101315	SEDAN	RENAULT	18 TL	1984	1.025	9,800,000	10,045,000
6377	101315	SEDAN	RENAULT	18 TL	1983	1.025	9,600,000	9,840,000
6378	101315	SEDAN	RENAULT	18 TL	1982	1.025	9,500,000	9,737,500
6379	101315	SEDAN	RENAULT	21 2000cc	1990	1.025	15,000,000	15,375,000
6380	101315	SEDAN	RENAULT	21 2000cc	1989	1.025	14,000,000	14,350,000
6381	101315	SEDAN	RENAULT	21 2000cc	1988	1.025	13,000,000	13,325,000
6382	101315	SEDAN	RENAULT	21 GTX	1990	1.025	15,000,000	15,375,000
6383	101315	SEDAN	RENAULT	21 GTX	1989	1.025	14,000,000	14,350,000
6384	101315	SEDAN	RENAULT	21 GTX	1988	1.025	13,000,000	13,325,000
6385	101315	SEDAN	RENAULT	5 TL, 965cc	1982	1.025	9,500,000	9,737,500
6386	101315	SEDAN	RENAULT	5 TL, 965cc	1981	1.025	9,400,000	9,635,000
6387	101315	SEDAN	RENAULT	5 TL, 965cc	1980	1.025	8,200,000	8,405,000
6388	101315	SEDAN	RENAULT	845cc	1980	1.025	8,000,000	8,200,000
6389	101315	SEDAN	RENAULT	BERLIET	1980	1.025	8,000,000	8,200,000
6390	101315	SEDAN	RENAULT	CL 10 1.4 M/T	2005	1.025	120,000,000	123,000,000
6391	101315	SEDAN	RENAULT	ESTATE	1981	1.025	11,000,000	11,275,000
6392	101315	SEDAN	RENAULT	ESTATE	1980	1.025	8,000,000	8,200,000
6393	101315	SEDAN	RENAULT	MEGANE AT	2009	1.025	213,000,000	218,325,000
6394	101315	SEDAN	RENAULT	MEGANE AT	2008	1.025	190,000,000	194,750,000
6395	101315	SEDAN	RENAULT	MEGANE AT	2007	1.025	182,000,000	186,550,000
6396	101315	SEDAN	RENAULT	MEGANE AT	2006	1.025	149,000,000	152,725,000
6397	101315	SEDAN	RENAULT	MEGANE AT	2005	1.025	139,000,000	142,475,000
6398	101315	SEDAN	RENAULT	MEGANE GRAND TOUR	2009	1.025	245,000,000	251,125,000
6399	101315	SEDAN	RENAULT	MEGANE GRAND TOUR	2008	1.025	219,000,000	224,475,000
6400	101315	SEDAN	RENAULT	MEGANE GRAND TOUR	2007	1.025	209,000,000	214,225,000
6401	101315	SEDAN	RENAULT	MEGANE GRAND TOUR	2006	1.025	171,000,000	175,275,000
6402	101315	SEDAN	RENAULT	MEGANE GRAND TOUR	2005	1.025	160,000,000	164,000,000
6403	101315	SEDAN	RENAULT	SAVIE	1981	1.025	11,000,000	11,275,000
6404	101315	SEDAN	RENAULT	SAVIE	1980	1.025	8,000,000	8,200,000
6405	101315	SEDAN	RENAULT	SEDAN STATION	1980	1.025	8,000,000	8,200,000
6406	101315	SEDAN	RENAULT	SPORT 225	2005	1.025	165,000,000	169,125,000
6407	101317	SEDAN	ROLLSROYCE	100 EX COUPE AT	2010	1.025	4,773,000,000	4,892,325,000
6408	101317	SEDAN	ROLLSROYCE	101 EX COUPE AT	2010	1.025	6,339,000,000	6,497,475,000
6409	101317	SEDAN	ROLLSROYCE	GHOST	2010	1.025	3,230,000,000	3,310,750,000
6410	101317	SEDAN	ROLLSROYCE	GHOST 6.6L SWB AT	2019	1.025	4,524,000,000	4,637,100,000
6411	101317	SEDAN	ROLLSROYCE	GHOST AT	2010	1.025	3,230,000,000	3,310,750,000
6412	101317	SEDAN	ROLLSROYCE	GHOST COUPE	2019	1.025	5,148,000,000	5,276,700,000
6413	101317	SEDAN	ROLLSROYCE	PARK WARD	2003	1.025	2,523,000,000	2,586,075,000

NO	KODING	JENIS	MEREK	TIPE	TH BUAT	BOBOT	NJKB	DP PKB
1	2	3	4	5	6	7	8	9
6414	101317	SEDAN	ROLLSROYCE	PARK WARD	2002	1.025	2,278,000,000	2,334,950,000
6415	101317	SEDAN	ROLLSROYCE	PHANTOM	2019	1.025	7,644,000,000	7,835,100,000
6416	101317	SEDAN	ROLLSROYCE	PHANTOM	2010	1.025	4,205,000,000	4,310,125,000
6417	101317	SEDAN	ROLLSROYCE	PHANTOM	2005	1.025	3,154,000,000	3,232,850,000
6418	101317	SEDAN	ROLLSROYCE	PHANTOM 6500 CC 6.75L V12	2006	1.025	4,263,000,000	4,369,575,000
6419	101317	SEDAN	ROLLSROYCE	PHANTOM 6500 CC 6.75L V12	2005	1.025	3,770,000,000	3,864,250,000
6420	101317	SEDAN	ROLLSROYCE	PHANTOM AT	2010	1.025	6,042,000,000	6,193,050,000
6421	101317	SEDAN	ROLLSROYCE	PHANTOM DROPHEAD COUPE	2010	1.025	4,655,000,000	4,771,375,000
6422	101317	SEDAN	ROLLSROYCE	PHANTOM (SHORT)	2007	1.025	3,027,000,000	3,102,675,000
6423	101317	SEDAN	ROLLSROYCE	PHANTOM SHORT AT	2010	1.025	4,048,000,000	4,149,200,000
6424	101317	SEDAN	ROLLSROYCE	SILVER SERAPH	2002	1.025	2,215,000,000	2,270,375,000
6425	101317	SEDAN	ROLLSROYCE	SILVER SERAPH	2001	1.025	1,970,000,000	2,019,250,000
6426	101317	SEDAN	ROLLSROYCE	SILVER SERP	1998	1.025	1,487,000,000	1,524,175,000
6427	101317	SEDAN	ROLLSROYCE	WRAITH	2019	1.025	5,148,000,000	5,276,700,000
6428	101320	SEDAN	ROVER	75 CONNOISSEUR, 2500cc	2001	1.025	303,000,000	310,575,000
6429	101320	SEDAN	ROVER	820 SI AT	1997	1.025	79,000,000	80,975,000
6430	101320	SEDAN	ROVER	820 SI AT	1996	1.025	74,000,000	75,850,000
6431	101320	SEDAN	ROVER	820 SLI	1996	1.025	66,000,000	67,650,000
6432	101320	SEDAN	ROVER	E RF 18	2000	1.025	124,000,000	127,100,000
6433	101320	SEDAN	ROVER	E RS 25	2000	1.025	127,000,000	130,175,000
6434	101324	SEDAN	SAAB	9000 AERO 2000cc	1993	1.025	48,000,000	49,200,000
6435	101324	SEDAN	SAAB	9-3 2.0 SENTRONIC / TURBO 2000cc	2008	1.025	318,000,000	325,950,000
6436	101324	SEDAN	SAAB	9-3 2.0 SENTRONIC / TURBO 2000cc	2007	1.025	304,000,000	311,600,000
6437	101324	SEDAN	SAAB	9-3 2.0 SENTRONIC / TURBO 2000cc	2006	1.025	242,000,000	248,050,000
6438	101324	SEDAN	SAAB	9-3 2.0 SENTRONIC / TURBO 2000cc	2005	1.025	231,000,000	236,775,000
6439	101324	SEDAN	SAAB	9-3 2.0 SENTRONIC / TURBO 2000cc	2004	1.025	201,000,000	206,025,000
6440	101324	SEDAN	SAAB	9-3 2.0 SENTRONIC / TURBO 2000cc	2003	1.025	184,000,000	188,600,000
6441	101324	SEDAN	SAAB	9-3 2.0 SENTRONIC / TURBO 2000cc	2002	1.025	179,000,000	183,475,000
6442	101324	SEDAN	SAAB	9.3 TID VECTOR SPORT	2005	1.025	166,000,000	170,150,000
6443	101324	SEDAN	SAAB	9.3 TID VECTOR SPORT	2004	1.025	145,000,000	148,625,000
6444	101324	SEDAN	SAAB	9-5 2.0 SENTRONIC / TURBO 2000cc	2008	1.025	372,000,000	381,300,000
6445	101324	SEDAN	SAAB	9-5 2.0 SENTRONIC / TURBO 2000cc	2007	1.025	355,000,000	363,875,000
6446	101324	SEDAN	SAAB	9-5 2.0 SENTRONIC / TURBO 2000cc	2006	1.025	282,000,000	289,050,000
6447	101324	SEDAN	SAAB	9-5 2.0 SENTRONIC / TURBO 2000cc	2005	1.025	263,000,000	269,575,000
6448	101324	SEDAN	SAAB	9-5 2.0 SENTRONIC / TURBO 2000cc	2004	1.025	223,000,000	228,575,000
6449	101324	SEDAN	SAAB	9-5 2.0 SENTRONIC / TURBO 2000cc	2003	1.025	202,000,000	207,050,000
6450	101324	SEDAN	SAAB	9-5 2.0 SENTRONIC / TURBO 2000cc	2002	1.025	192,000,000	196,800,000
6451	101334	SEDAN	SCODA	SINGER	1980	1.025	8,000,000	8,200,000
6452	101334	SEDAN	SCODA	SUPER CLASIC 1.8T AT	2005	1.025	280,000,000	287,000,000
6453	101335	SEDAN	SCONA	16 - 1600cc	1980	1.025	10,500,000	10,762,500
6454	101345	SEDAN	SIMCA	1000 GLS 1118cc	1980	1.025	10,500,000	10,762,500
6455	101345	SEDAN	SIMCA	SIMCA	1980	1.025	10,500,000	10,762,500
6456	101347	SEDAN	SMART	CITY COUPE	2003	1.025	136,000,000	139,400,000
6457	101347	SEDAN	SMART	CITY COUPE	2002	1.025	122,000,000	125,050,000
6458	101347	SEDAN	SMART	FORTWO COUPE 698 CC	2005	1.025	106,000,000	108,650,000
6459	101347	SEDAN	SMART	PULSE CABRIO AT	2003	1.025	136,000,000	139,400,000
6460	101347	SEDAN	SMART	PULSE CABRIO AT	2002	1.025	122,000,000	125,050,000
6461	101347	SEDAN	SMART	ROADSTER	2005	1.025	108,000,000	110,700,000
6462	101351	SEDAN	SSANG YONG	CHAIRMAN 400 S	2004	1.025	205,000,000	210,125,000
6463	101351	SEDAN	SSANG YONG	CHAIRMAN 400 S	2003	1.025	187,000,000	191,675,000
6464	101351	SEDAN	SSANG YONG	CHAIRMAN 400 S	2002	1.025	179,000,000	183,475,000
6465	101351	SEDAN	SSANG YONG	CHAIRMAN 400 S	2001	1.025	161,000,000	165,025,000
6466	101351	SEDAN	SSANG YONG	CHAIRMAN 400 S	2000	1.025	122,000,000	125,050,000
6467	101351	SEDAN	SSANG YONG	CHAIRMAN 500 S	2004	1.025	259,000,000	265,475,000
6468	101351	SEDAN	SSANG YONG	CHAIRMAN 500 S	2003	1.025	235,000,000	240,875,000
6469	101351	SEDAN	SSANG YONG	CHAIRMAN 500 S	2002	1.025	225,000,000	230,625,000
6470	101351	SEDAN	SSANG YONG	CHAIRMAN 500 S	2001	1.025	203,000,000	208,075,000
6471	101351	SEDAN	SSANG YONG	CHAIRMAN 500 S	2000	1.025	173,000,000	177,325,000
6472	101356	SEDAN	SUBARU	1200cc	1980	1.025	11,000,000	11,275,000
6473	101356	SEDAN	SUBARU	1400 DL	1980	1.025	11,000,000	11,275,000
6474	101356	SEDAN	SUBARU	A 22	1980	1.025	8,000,000	8,200,000
6475	101356	SEDAN	SUBARU	BRZ 2.0 RWD 6 AT	2016	1.025	457,000,000	468,425,000
6476	101356	SEDAN	SUBARU	BRZ 2.0 RWD 6 AT	2015	1.025	434,000,000	444,850,000
6477	101356	SEDAN	SUBARU	BRZ 2.0 RWD 6 AT	2014	1.025	412,000,000	422,300,000
6478	101356	SEDAN	SUBARU	BRZ 2.0 RWD 6 AT	2013	1.025	391,000,000	400,775,000
6479	101356	SEDAN	SUBARU	CUSTOM	1980	1.025	10,000,000	10,250,000
6480	101356	SEDAN	SUBARU	FRONT D	1980	1.025	9,000,000	9,225,000
6481	101356	SEDAN	SUBARU	IMPREZA 1.5R (5 M/T)	2011	1.025	228,000,000	233,700,000
6482	101356	SEDAN	SUBARU	IMPREZA 1.5R (5 M/T)	2010	1.025	223,000,000	228,575,000
6483	101356	SEDAN	SUBARU	IMPREZA 1.6 TS MT	2005	1.025	148,000,000	151,700,000
6484	101356	SEDAN	SUBARU	IMPREZA 2.0 4WD M/T	2007	1.025	397,000,000	406,925,000
6485	101356	SEDAN	SUBARU	IMPREZA 2.0 4WD M/T	2006	1.025	338,000,000	346,450,000
6486	101356	SEDAN	SUBARU	IMPREZA 2.0 L	2003	1.025	212,000,000	217,300,000
6487	101356	SEDAN	SUBARU	IMPREZA 2.0 L	2002	1.025	192,000,000	196,800,000
6488	101356	SEDAN	SUBARU	IMPREZA 2.0 L	2001	1.025	172,000,000	176,300,000
6489	101356	SEDAN	SUBARU	IMPREZA 2.0 MANUAL	2007	1.025	310,000,000	317,750,000
6490	101356	SEDAN	SUBARU	IMPREZA 2.0 MANUAL	2006	1.025	264,000,000	270,600,000
6491	101356	SEDAN	SUBARU	IMPREZA 2.0 MT	2005	1.025	269,000,000	275,725,000
6492	101356	SEDAN	SUBARU	IMPREZA 2.0R (4 A/T)	2011	1.025	275,000,000	281,875,000
6493	101356	SEDAN	SUBARU	IMPREZA 2.0R (4 A/T)	2010	1.025	270,000,000	276,750,000
6494	101356	SEDAN	SUBARU	IMPREZA 2.0, WRX 2.0 L	2008	1.025	355,000,000	363,875,000
6495	101356	SEDAN	SUBARU	IMPREZA 2.0, WRX 2.0 L	2007	1.025	325,000,000	333,125,000
6496	101356	SEDAN	SUBARU	IMPREZA 2.0, WRX 2.0 L	2006	1.025	273,000,000	279,825,000
6497	101356	SEDAN	SUBARU	IMPREZA 2.0, WRX 2.0 L	2005	1.025	267,000,000	273,675,000
6498	101356	SEDAN	SUBARU	IMPREZA 2.0, WRX 2.0 L	2004	1.025	235,000,000	240,875,000
6499	101356	SEDAN	SUBARU	IMPREZA 2.0, WRX 2.0 L	2003	1.025	203,000,000	208,075,000
6500	101356	SEDAN	SUBARU	IMPREZA 2.0, WRX 2.0 L	2002	1.025	199,000,000	203,975,000
6501	101356	SEDAN	SUBARU	IMPREZA 2.0, WRX 2.0 L	2001	1.025	195,000,000	199,875,000

NO	KODING	JENIS	MEREK	TIPE	TH BUAT	BOBOT	NJKB	DP PKB
1	2	3	4	5	6	7	8	9
6502	101356	SEDAN	SUBARU	IMPREZA 2.0, WRX 2.0 L	2000	1.025	174,000,000	178,350,000
6503	101356	SEDAN	SUBARU	IMPREZA 2.5 WRX STI	2008	1.025	475,000,000	486,875,000
6504	101356	SEDAN	SUBARU	IMPREZA 2.5 WRX STI	2007	1.025	433,000,000	443,825,000
6505	101356	SEDAN	SUBARU	IMPREZA 2.5 WRX STI	2006	1.025	359,000,000	367,975,000
6506	101356	SEDAN	SUBARU	IMPREZA 4D 2.0i-S AWD CVT	2015	1.025	329,000,000	337,225,000
6507	101356	SEDAN	SUBARU	IMPREZA 4D 2.0i-S AWD CVT	2014	1.025	313,000,000	320,825,000
6508	101356	SEDAN	SUBARU	IMPREZA 4D 2.0i-S AWD CVT	2013	1.025	296,000,000	303,400,000
6509	101356	SEDAN	SUBARU	IMPREZA 4D 2.0 STI AWD 6 MT	2016	1.025	425,000,000	435,625,000
6510	101356	SEDAN	SUBARU	IMPREZA 4D 2.5 STI AWD 5AT	2015	1.025	573,000,000	587,325,000
6511	101356	SEDAN	SUBARU	IMPREZA 4D 2.5 STI AWD 5AT	2014	1.025	546,000,000	559,650,000
6512	101356	SEDAN	SUBARU	IMPREZA 4D 2.5 STI AWD 5AT	2013	1.025	520,000,000	533,000,000
6513	101356	SEDAN	SUBARU	IMPREZA 4D 2.5 STI AWD 6 MT	2016	1.025	500,000,000	512,500,000
6514	101356	SEDAN	SUBARU	IMPREZA 4D 2.5 STI AWD 6 MT	2015	1.025	475,000,000	486,875,000
6515	101356	SEDAN	SUBARU	IMPREZA 4D 2.5 STI AWD 6 MT	2014	1.025	451,000,000	462,275,000
6516	101356	SEDAN	SUBARU	IMPREZA 4D 2.5 STI AWD 6 MT	2013	1.025	428,000,000	438,700,000
6517	101356	SEDAN	SUBARU	IMPREZA 4D 2.0R-S AWD 4 AT	2010	1.025	251,000,000	257,275,000
6518	101356	SEDAN	SUBARU	IMPREZA 5D 2.0i-S AWD CVT	2015	1.025	329,000,000	337,225,000
6519	101356	SEDAN	SUBARU	IMPREZA 5D 2.0i-S AWD CVT	2014	1.025	313,000,000	320,825,000
6520	101356	SEDAN	SUBARU	IMPREZA 5D 2.0i-S AWD CVT	2013	1.025	296,000,000	303,400,000
6521	101356	SEDAN	SUBARU	IMPREZA 5D 2.0 STI AWD 6MT	2015	1.025	578,000,000	592,450,000
6522	101356	SEDAN	SUBARU	IMPREZA 5D 2.0 STI AWD 6MT	2014	1.025	550,000,000	563,750,000
6523	101356	SEDAN	SUBARU	IMPREZA 5D 2.0 STI AWD 6MT	2013	1.025	524,000,000	537,100,000
6524	101356	SEDAN	SUBARU	IMPREZA 5D 2.5 STI AWD 5AT	2015	1.025	561,000,000	575,025,000
6525	101356	SEDAN	SUBARU	IMPREZA 5D 2.5 STI AWD 5AT	2014	1.025	534,000,000	547,350,000
6526	101356	SEDAN	SUBARU	IMPREZA 5D 2.5 STI AWD 5AT	2013	1.025	506,000,000	518,650,000
6527	101356	SEDAN	SUBARU	IMPREZA 5D 2.5 STI AWD 6MT	2015	1.025	540,000,000	553,500,000
6528	101356	SEDAN	SUBARU	IMPREZA 5D 2.5 STI AWD 6MT	2014	1.025	514,000,000	526,850,000
6529	101356	SEDAN	SUBARU	IMPREZA 5D 2.5 STI AWD 6MT	2013	1.025	487,000,000	499,175,000
6530	101356	SEDAN	SUBARU	IMPREZA WRX 2.5 (5 M/T)	2011	1.025	389,000,000	398,725,000
6531	101356	SEDAN	SUBARU	IMPREZA WRX 2.5 (5 M/T)	2010	1.025	370,000,000	379,250,000
6532	101356	SEDAN	SUBARU	IMPREZA WRX STI (6 MT)	2012	1.025	627,000,000	642,675,000
6533	101356	SEDAN	SUBARU	IMPREZA WRX STI (6 MT)	2011	1.025	626,000,000	641,650,000
6534	101356	SEDAN	SUBARU	IMPREZA WRX STI (6 MT)	2010	1.025	595,000,000	609,875,000
6535	101356	SEDAN	SUBARU	IMPREZA WRX STI-A LINE (5 AT)	2011	1.025	643,000,000	659,075,000
6536	101356	SEDAN	SUBARU	IMPREZA WRX STI-A LINE (5 AT)	2010	1.025	611,000,000	626,275,000
6537	101356	SEDAN	SUBARU	LEGACY	1998	1.025	126,000,000	129,150,000
6538	101356	SEDAN	SUBARU	LEGACY 2.0 GT TURBO AT	2008	1.025	456,000,000	467,400,000
6539	101356	SEDAN	SUBARU	LEGACY 2.0 GT TURBO AT	2007	1.025	422,000,000	432,550,000
6540	101356	SEDAN	SUBARU	LEGACY 2.0 GT TURBO AT	2006	1.025	348,000,000	356,700,000
6541	101356	SEDAN	SUBARU	LEGACY 2.0 GT TURBO AT	2005	1.025	341,000,000	349,525,000
6542	101356	SEDAN	SUBARU	LEGACY 2.0i AWD CVT	2015	1.025	371,000,000	380,275,000
6543	101356	SEDAN	SUBARU	LEGACY 2.0i AWD CVT	2014	1.025	353,000,000	361,825,000
6544	101356	SEDAN	SUBARU	LEGACY 2.0i AWD CVT	2013	1.025	334,000,000	342,350,000
6545	101356	SEDAN	SUBARU	LEGACY 2.0 L AWD CVT	2016	1.025	283,000,000	290,075,000
6546	101356	SEDAN	SUBARU	LEGACY 2.5 AT	2010	1.025	352,000,000	360,800,000
6547	101356	SEDAN	SUBARU	LEGACY 2.5 GT (5AT)	2011	1.025	619,000,000	634,475,000
6548	101356	SEDAN	SUBARU	LEGACY 2.5 GT (5AT)	2010	1.025	588,000,000	602,700,000
6549	101356	SEDAN	SUBARU	LEGACY 2.5 i AT	2007	1.025	280,000,000	287,000,000
6550	101356	SEDAN	SUBARU	LEGACY 2.5 i AT	2006	1.025	237,000,000	242,925,000
6551	101356	SEDAN	SUBARU	LEGACY 2.5 i AT	2005	1.025	231,000,000	236,775,000
6552	101356	SEDAN	SUBARU	LEGACY 2.5 R OUTBACK AT	2008	1.025	310,000,000	317,750,000
6553	101356	SEDAN	SUBARU	LEGACY 2.5 R OUTBACK AT	2007	1.025	284,000,000	291,100,000
6554	101356	SEDAN	SUBARU	LEGACY 2.5 R OUTBACK AT	2006	1.025	241,000,000	247,025,000
6555	101356	SEDAN	SUBARU	LEGACY 2.5 R OUTBACK AT	2005	1.025	235,000,000	240,875,000
6556	101356	SEDAN	SUBARU	LEGACY 3.0 R SPEC B 6 FLAT 243 DK	2005	1.025	289,000,000	296,225,000
6557	101356	SEDAN	SUBARU	LEGACY 3.0 R SPEC B 6 FLAT 243 DK	2004	1.025	256,000,000	262,400,000
6558	101356	SEDAN	SUBARU	REX 2 CYL 360cc	1981	1.025	11,000,000	11,275,000
6559	101356	SEDAN	SUBARU	REX 2 CYL 360cc	1980	1.025	8,000,000	8,200,000
6560	101364	SEDAN	SUZUKI	AVB414NGX4X2A/T	2019	1.025	215,000,000	220,375,000
6561	101364	SEDAN	SUZUKI	AVB414NGX4X2A/T	2018	1.025	205,000,000	210,125,000
6562	101364	SEDAN	SUZUKI	AVB414NGX4X2A/T	2017	1.025	195,000,000	199,875,000
6563	101364	SEDAN	SUZUKI	AVB414NGX4X2A/T	2016	1.025	186,000,000	190,650,000
6564	101364	SEDAN	SUZUKI	AVB414NGX4X2M/T	2019	1.025	207,000,000	212,175,000
6565	101364	SEDAN	SUZUKI	AVB414NGX4X2M/T	2018	1.025	197,000,000	201,925,000
6566	101364	SEDAN	SUZUKI	AVB414NGX4X2M/T	2017	1.025	188,000,000	192,700,000
6567	101364	SEDAN	SUZUKI	AVB414NGX4X2M/T	2016	1.025	179,000,000	183,475,000
6568	101364	SEDAN	SUZUKI	AVB414NGX4X2M/T	2015	1.025	171,000,000	175,275,000
6569	101364	SEDAN	SUZUKI	BALENO GX (4X2) AT	2010	1.025	162,000,000	166,050,000
6570	101364	SEDAN	SUZUKI	BALENO GX (4X2) MT	2010	1.025	151,000,000	154,775,000
6571	101364	SEDAN	SUZUKI	BALENO NEXT G AT	2008	1.025	133,000,000	136,325,000
6572	101364	SEDAN	SUZUKI	BALENO NEXT G AT	2007	1.025	128,000,000	131,200,000
6573	101364	SEDAN	SUZUKI	BALENO NEXT G AT	2006	1.025	120,000,000	123,000,000
6574	101364	SEDAN	SUZUKI	BALENO NEXT G AT	2005	1.025	118,000,000	120,950,000
6575	101364	SEDAN	SUZUKI	BALENO NEXT G AT	2004	1.025	108,000,000	110,700,000
6576	101364	SEDAN	SUZUKI	BALENO NEXT G MT	2008	1.025	124,000,000	127,100,000
6577	101364	SEDAN	SUZUKI	BALENO NEXT G MT	2007	1.025	121,000,000	124,025,000
6578	101364	SEDAN	SUZUKI	BALENO NEXT G MT	2006	1.025	113,000,000	115,825,000
6579	101364	SEDAN	SUZUKI	BALENO NEXT G MT	2005	1.025	110,000,000	112,750,000
6580	101364	SEDAN	SUZUKI	BALENO NEXT G MT	2004	1.025	101,000,000	103,525,000
6581	101364	SEDAN	SUZUKI	BALENO SX (4X2) AT	2010	1.025	151,000,000	154,775,000
6582	101364	SEDAN	SUZUKI	BALENO SX (4X2) MT	2010	1.025	139,000,000	142,475,000
6583	101364	SEDAN	SUZUKI	CULTUS 1.5 AT - CBU	2003	1.025	133,000,000	136,325,000
6584	101364	SEDAN	SUZUKI	CULTUS 1.5 AT - CBU	2002	1.025	131,000,000	134,275,000
6585	101364	SEDAN	SUZUKI	CULTUS 1.5 AT - CBU	2001	1.025	127,000,000	130,175,000
6586	101364	SEDAN	SUZUKI	CULTUS 1.5 AT - CBU	2000	1.025	122,000,000	125,050,000
6587	101364	SEDAN	SUZUKI	FORSA AMENITY 1300cc / 3 PINTU	1995	1.025	46,000,000	47,150,000
6588	101364	SEDAN	SUZUKI	FORSA AMENITY 1300cc / 3 PINTU	1994	1.025	37,000,000	37,925,000
6589	101364	SEDAN	SUZUKI	FORSA AMENITY 1300cc / 3 PINTU	1993	1.025	34,000,000	34,850,000

NO	KODING	JENIS	MEREK	TIPE	TH BUAT	BOBOT	NJKB	DP PKB
1	2	3	4	5	6	7	8	9
6590	101364	SEDAN	SUZUKI	FORSA AMENITY 1300cc / 3 PINTU	1992	1.025	31,000,000	31,775,000
6591	101364	SEDAN	SUZUKI	FORSA AMENITY 1300cc / 3 PINTU	1991	1.025	29,000,000	29,725,000
6592	101364	SEDAN	SUZUKI	FORSA AMENITY 1300cc / 3 PINTU	1990	1.025	25,000,000	25,625,000
6593	101364	SEDAN	SUZUKI	FORSA AMENITY 1300cc / 3 PINTU	1989	1.025	24,000,000	24,600,000
6594	101364	SEDAN	SUZUKI	FORSA AMENITY 1300cc / 3 PINTU	1988	1.025	23,000,000	23,575,000
6595	101364	SEDAN	SUZUKI	FORSA ANEMITY SF 413 / 5 PINTU	1995	1.025	39,000,000	39,975,000
6596	101364	SEDAN	SUZUKI	FORSA ANEMITY SF 413 / 5 PINTU	1994	1.025	38,000,000	38,950,000
6597	101364	SEDAN	SUZUKI	FORSA ANEMITY SF 413 / 5 PINTU	1993	1.025	35,000,000	35,875,000
6598	101364	SEDAN	SUZUKI	FORSA ANEMITY SF 413 / 5 PINTU	1992	1.025	32,000,000	32,800,000
6599	101364	SEDAN	SUZUKI	FORSA ANEMITY SF 413 / 5 PINTU	1991	1.025	29,000,000	29,725,000
6600	101364	SEDAN	SUZUKI	FORSA ANEMITY SF 413 / 5 PINTU	1990	1.025	25,000,000	25,625,000
6601	101364	SEDAN	SUZUKI	FORSA ANEMITY SF 413 / 5 PINTU	1989	1.025	24,000,000	24,600,000
6602	101364	SEDAN	SUZUKI	FORSA ANEMITY SF 413 / 5 PINTU	1988	1.025	23,000,000	23,575,000
6603	101364	SEDAN	SUZUKI	FORSA ANEMITY SF 413 / 5 PINTU	1987	1.025	22,000,000	22,550,000
6604	101364	SEDAN	SUZUKI	FORSA ANEMITY SF 413 / 5 PINTU	1986	1.025	21,000,000	21,525,000
6605	101364	SEDAN	SUZUKI	FORSA ANEMITY SF 413 / 5 PINTU	1985	1.025	20,000,000	20,500,000
6606	101364	SEDAN	SUZUKI	FORSA ELENY 1300cc / 3 PINTU	1994	1.025	37,000,000	37,925,000
6607	101364	SEDAN	SUZUKI	FORSA ELENY 1300cc / 3 PINTU	1993	1.025	34,000,000	34,850,000
6608	101364	SEDAN	SUZUKI	FORSA ELENY 1300cc / 3 PINTU	1992	1.025	31,000,000	31,775,000
6609	101364	SEDAN	SUZUKI	FORSA ELENY 1300cc / 3 PINTU	1991	1.025	29,000,000	29,725,000
6610	101364	SEDAN	SUZUKI	FORSA ELENY 1300cc / 3 PINTU	1990	1.025	25,000,000	25,625,000
6611	101364	SEDAN	SUZUKI	FORSA ELENY SF 413 / 5 PINTU	1995	1.025	39,000,000	39,975,000
6612	101364	SEDAN	SUZUKI	FORSA ELENY SF 413 / 5 PINTU	1994	1.025	38,000,000	38,950,000
6613	101364	SEDAN	SUZUKI	FORSA ELENY SF 413 / 5 PINTU	1993	1.025	35,000,000	35,875,000
6614	101364	SEDAN	SUZUKI	FORSA ELENY SF 413 / 5 PINTU	1992	1.025	32,000,000	32,800,000
6615	101364	SEDAN	SUZUKI	FORSA ELENY SF 413 / 5 PINTU	1991	1.025	29,000,000	29,725,000
6616	101364	SEDAN	SUZUKI	FORSA ELENY SF 413 / 5 PINTU	1990	1.025	25,000,000	25,625,000
6617	101364	SEDAN	SUZUKI	FORSA GL 993cc	1995	1.025	39,000,000	39,975,000
6618	101364	SEDAN	SUZUKI	FORSA GL 993cc	1994	1.025	38,000,000	38,950,000
6619	101364	SEDAN	SUZUKI	FORSA GL 993cc	1993	1.025	35,000,000	35,875,000
6620	101364	SEDAN	SUZUKI	FORSA GL 993cc	1992	1.025	32,000,000	32,800,000
6621	101364	SEDAN	SUZUKI	FORSA GL 993cc	1991	1.025	29,000,000	29,725,000
6622	101364	SEDAN	SUZUKI	FORSA GL 993cc	1990	1.025	24,000,000	24,600,000
6623	101364	SEDAN	SUZUKI	FORSA GL 993cc	1989	1.025	23,000,000	23,575,000
6624	101364	SEDAN	SUZUKI	FORSA GL 993cc	1988	1.025	22,000,000	22,550,000
6625	101364	SEDAN	SUZUKI	FORSA GL 993cc	1987	1.025	21,000,000	21,525,000
6626	101364	SEDAN	SUZUKI	FORSA GL 993cc	1986	1.025	20,000,000	20,500,000
6627	101364	SEDAN	SUZUKI	FORSA GL 993cc	1985	1.025	19,000,000	19,475,000
6628	101364	SEDAN	SUZUKI	FORSA GLX 993cc	1995	1.025	39,000,000	39,975,000
6629	101364	SEDAN	SUZUKI	FORSA GLX 993cc	1994	1.025	38,000,000	38,950,000
6630	101364	SEDAN	SUZUKI	FORSA GLX 993cc	1993	1.025	35,000,000	35,875,000
6631	101364	SEDAN	SUZUKI	FORSA GLX 993cc	1992	1.025	32,000,000	32,800,000
6632	101364	SEDAN	SUZUKI	FORSA GLX 993cc	1991	1.025	29,000,000	29,725,000
6633	101364	SEDAN	SUZUKI	FORSA GLX 993cc	1990	1.025	24,000,000	24,600,000
6634	101364	SEDAN	SUZUKI	FORSA GLX 993cc	1989	1.025	23,000,000	23,575,000
6635	101364	SEDAN	SUZUKI	FORSA GLX 993cc	1988	1.025	22,000,000	22,550,000
6636	101364	SEDAN	SUZUKI	FORSA GLX 993cc	1987	1.025	20,000,000	20,500,000
6637	101364	SEDAN	SUZUKI	FORSA GLX 993cc	1986	1.025	18,000,000	18,450,000
6638	101364	SEDAN	SUZUKI	IGNIS 1.3 AT - CBU	2003	1.025	97,000,000	99,425,000
6639	101364	SEDAN	SUZUKI	IGNIS 1.3 AT - CBU	2002	1.025	95,000,000	97,375,000
6640	101364	SEDAN	SUZUKI	IGNIS 1.3 AT - CBU	2001	1.025	92,000,000	94,300,000
6641	101364	SEDAN	SUZUKI	IGNIS 1.3 AT - CBU	2000	1.025	89,000,000	91,225,000
6642	101364	SEDAN	SUZUKI	KIZASHI	2011	1.025	323,000,000	331,075,000
6643	101364	SEDAN	SUZUKI	KIZASHI	2010	1.025	314,000,000	321,850,000
6644	101364	SEDAN	SUZUKI	MARVIA CLASSIC	1990	1.025	9,000,000	9,225,000
6645	101364	SEDAN	SUZUKI	MARVIA EX CARRY	1990	1.025	15,000,000	15,375,000
6646	101364	SEDAN	SUZUKI	MARVIA EX CARRY	1989	1.025	14,000,000	14,350,000
6647	101364	SEDAN	SUZUKI	MARVIA EX CARRY	1988	1.025	13,000,000	13,325,000
6648	101364	SEDAN	SUZUKI	MARVIA EX CARRY	1987	1.025	10,000,000	10,250,000
6649	101364	SEDAN	SUZUKI	MARVIA EX JIMNY	1988	1.025	14,000,000	14,350,000
6650	101364	SEDAN	SUZUKI	MARVIA EX JIMNY	1987	1.025	10,000,000	10,250,000
6651	101364	SEDAN	SUZUKI	NEW BALENO (CBU)	2002	1.025	84,000,000	86,100,000
6652	101364	SEDAN	SUZUKI	RB 415 BALENO DX-AT	2007	1.025	117,000,000	119,925,000
6653	101364	SEDAN	SUZUKI	RB 415 BALENO DX-AT	2006	1.025	107,000,000	109,675,000
6654	101364	SEDAN	SUZUKI	RB 415 BALENO DX-AT	2005	1.025	104,000,000	106,600,000
6655	101364	SEDAN	SUZUKI	RB 415 BALENO DX-AT	2004	1.025	97,000,000	99,425,000
6656	101364	SEDAN	SUZUKI	RB 415 BALENO DX-AT	2003	1.025	91,000,000	93,275,000
6657	101364	SEDAN	SUZUKI	RB 415 BALENO DX-MT	2007	1.025	111,000,000	113,775,000
6658	101364	SEDAN	SUZUKI	RB 415 BALENO DX-MT	2006	1.025	101,000,000	103,525,000
6659	101364	SEDAN	SUZUKI	RB 415 BALENO DX-MT	2005	1.025	99,000,000	101,475,000
6660	101364	SEDAN	SUZUKI	RB 415 BALENO DX-MT	2004	1.025	92,000,000	94,300,000
6661	101364	SEDAN	SUZUKI	RB 415 BALENO DX-MT	2003	1.025	86,000,000	88,150,000
6662	101364	SEDAN	SUZUKI	RB 415 BALENO GX-AT	2007	1.025	125,000,000	128,125,000
6663	101364	SEDAN	SUZUKI	RB 415 BALENO GX-AT	2006	1.025	116,000,000	118,900,000
6664	101364	SEDAN	SUZUKI	RB 415 BALENO GX-AT	2005	1.025	113,000,000	115,825,000
6665	101364	SEDAN	SUZUKI	RB 415 BALENO GX-AT	2004	1.025	105,000,000	107,625,000
6666	101364	SEDAN	SUZUKI	RB 415 BALENO GX-AT	2003	1.025	99,000,000	101,475,000
6667	101364	SEDAN	SUZUKI	RB 415 BALENO GX-MT	2007	1.025	120,000,000	123,000,000
6668	101364	SEDAN	SUZUKI	RB 415 BALENO GX-MT	2006	1.025	109,000,000	111,725,000
6669	101364	SEDAN	SUZUKI	RB 415 BALENO GX-MT	2005	1.025	106,000,000	108,650,000
6670	101364	SEDAN	SUZUKI	RB 415 BALENO GX-MT	2004	1.025	97,000,000	99,425,000
6671	101364	SEDAN	SUZUKI	RB 415 BALENO GX-MT	2003	1.025	91,000,000	93,275,000
6672	101364	SEDAN	SUZUKI	RB 415 BALENO SX-AT	2007	1.025	115,000,000	117,875,000
6673	101364	SEDAN	SUZUKI	RB 415 BALENO SX-AT	2006	1.025	104,000,000	106,600,000
6674	101364	SEDAN	SUZUKI	RB 415 BALENO SX-AT	2005	1.025	101,000,000	103,525,000
6675	101364	SEDAN	SUZUKI	RB 415 BALENO SX-AT	2004	1.025	94,000,000	96,350,000
6676	101364	SEDAN	SUZUKI	RB 415 BALENO SX-AT	2003	1.025	88,000,000	90,200,000
6677	101364	SEDAN	SUZUKI	RB 415 BALENO SX-MT	2007	1.025	107,000,000	109,675,000

NO	KODING	JENIS	MEREK	TIPE	TH BUAT	BOBOT	NJKB	DP PKB
1	2	3	4	5	6	7	8	9
6678	101364	SEDAN	SUZUKI	RB 415 BALENO SX-MT	2006	1.025	98,000,000	100,450,000
6679	101364	SEDAN	SUZUKI	RB 415 BALENO SX-MT	2005	1.025	94,000,000	96,350,000
6680	101364	SEDAN	SUZUKI	RB 415 BALENO SX-MT	2004	1.025	86,000,000	88,150,000
6681	101364	SEDAN	SUZUKI	RB 415 BALENO SX-MT	2003	1.025	82,000,000	84,050,000
6682	101364	SEDAN	SUZUKI	RW415N BALENO GX (4X2) AT	2011	1.025	177,000,000	181,425,000
6683	101364	SEDAN	SUZUKI	RW415N BALENO GX (4X2) AT	2010	1.025	174,000,000	178,350,000
6684	101364	SEDAN	SUZUKI	RW415N BALENO GX (4X2) AT	2009	1.025	154,000,000	157,850,000
6685	101364	SEDAN	SUZUKI	RW415N BALENO GX (4X2) AT	2008	1.025	136,000,000	139,400,000
6686	101364	SEDAN	SUZUKI	RW415N BALENO GX (4X2) MT	2011	1.025	168,000,000	172,200,000
6687	101364	SEDAN	SUZUKI	RW415N BALENO GX (4X2) MT	2010	1.025	165,000,000	169,125,000
6688	101364	SEDAN	SUZUKI	RW415N BALENO GX (4X2) MT	2009	1.025	144,000,000	147,600,000
6689	101364	SEDAN	SUZUKI	RW415N BALENO GX (4X2) MT	2008	1.025	126,000,000	129,150,000
6690	101364	SEDAN	SUZUKI	RW415N BALENO SX (4X2) AT	2011	1.025	168,000,000	172,200,000
6691	101364	SEDAN	SUZUKI	RW415N BALENO SX (4X2) AT	2010	1.025	165,000,000	169,125,000
6692	101364	SEDAN	SUZUKI	RW415N BALENO SX (4X2) AT	2009	1.025	144,000,000	147,600,000
6693	101364	SEDAN	SUZUKI	RW415N BALENO SX (4X2) AT	2008	1.025	126,000,000	129,150,000
6694	101364	SEDAN	SUZUKI	RW415N BALENO SX (4X2) MT	2011	1.025	158,000,000	161,950,000
6695	101364	SEDAN	SUZUKI	RW415N BALENO SX (4X2) MT	2010	1.025	152,000,000	155,800,000
6696	101364	SEDAN	SUZUKI	RW415N BALENO SX (4X2) MT	2009	1.025	132,000,000	135,300,000
6697	101364	SEDAN	SUZUKI	RW415N BALENO SX (4X2) MT	2008	1.025	116,000,000	118,900,000
6698	101364	SEDAN	SUZUKI	SA 310	1986	1.025	22,000,000	22,550,000
6699	101364	SEDAN	SUZUKI	SA 310	1985	1.025	19,000,000	19,475,000
6700	101364	SEDAN	SUZUKI	SA 310	1984	1.025	18,000,000	18,450,000
6701	101364	SEDAN	SUZUKI	SA 410	1991	1.025	32,000,000	32,800,000
6702	101364	SEDAN	SUZUKI	SA 410	1990	1.025	30,000,000	30,750,000
6703	101364	SEDAN	SUZUKI	SA 410	1989	1.025	28,000,000	28,700,000
6704	101364	SEDAN	SUZUKI	SA 410	1988	1.025	26,000,000	26,650,000
6705	101364	SEDAN	SUZUKI	SA 410	1987	1.025	25,000,000	25,625,000
6706	101364	SEDAN	SUZUKI	SA 410	1986	1.025	23,000,000	23,575,000
6707	101364	SEDAN	SUZUKI	SA 410	1985	1.025	20,000,000	20,500,000
6708	101364	SEDAN	SUZUKI	SEDAN L 40 V 360cc	1980	1.025	8,000,000	8,200,000
6709	101364	SEDAN	SUZUKI	SF 413 ESTEEM 1300cc	1997	1.025	43,000,000	44,075,000
6710	101364	SEDAN	SUZUKI	SF 413 ESTEEM 1300cc	1996	1.025	41,000,000	42,025,000
6711	101364	SEDAN	SUZUKI	SF 413 ESTEEM 1300cc	1995	1.025	39,000,000	39,975,000
6712	101364	SEDAN	SUZUKI	SF 413 ESTEEM 1300cc	1994	1.025	37,000,000	37,925,000
6713	101364	SEDAN	SUZUKI	SF 413 ESTEEM 1300cc	1993	1.025	34,000,000	34,850,000
6714	101364	SEDAN	SUZUKI	SF 413 ESTEEM 1300cc	1992	1.025	32,000,000	32,800,000
6715	101364	SEDAN	SUZUKI	SF 413 ESTEEM 1300cc	1991	1.025	28,000,000	28,700,000
6716	101364	SEDAN	SUZUKI	SF 413 ESTEEM 1300cc	1990	1.025	27,000,000	27,675,000
6717	101364	SEDAN	SUZUKI	SF 413 ESTEEM DX 1300cc	1998	1.025	47,000,000	48,175,000
6718	101364	SEDAN	SUZUKI	SF 413 ESTEEM DX 1300cc	1997	1.025	45,000,000	46,125,000
6719	101364	SEDAN	SUZUKI	SF 413 ESTEEM DX 1300cc	1996	1.025	44,000,000	45,100,000
6720	101364	SEDAN	SUZUKI	SF 416 ESTEEM 1600cc	1997	1.025	53,000,000	54,325,000
6721	101364	SEDAN	SUZUKI	SF 416 ESTEEM 1600cc	1996	1.025	49,000,000	50,225,000
6722	101364	SEDAN	SUZUKI	SF 416 ESTEEM 1600cc	1995	1.025	45,000,000	46,125,000
6723	101364	SEDAN	SUZUKI	SF 416 ESTEEM 1600cc	1994	1.025	43,000,000	44,075,000
6724	101364	SEDAN	SUZUKI	SF 416 ESTEEM 1600cc	1993	1.025	40,000,000	41,000,000
6725	101364	SEDAN	SUZUKI	SF 416 ESTEEM 1600cc	1992	1.025	38,000,000	38,950,000
6726	101364	SEDAN	SUZUKI	SF 416 ESTEEM 1600cc	1991	1.025	29,000,000	29,725,000
6727	101364	SEDAN	SUZUKI	SF 416 ESTEEM DX 1590cc	1998	1.025	47,000,000	48,175,000
6728	101364	SEDAN	SUZUKI	SF 416 ESTEEM DX 1590cc	1997	1.025	45,000,000	46,125,000
6729	101364	SEDAN	SUZUKI	SF 416 ESTEEM DX 1590cc	1996	1.025	44,000,000	45,100,000
6730	101364	SEDAN	SUZUKI	SWIFT 1.3 AT 2WD (CBU)	2006	1.025	99,000,000	101,475,000
6731	101364	SEDAN	SUZUKI	SWIFT 1.3 AT 2WD (CBU)	2005	1.025	94,000,000	96,350,000
6732	101364	SEDAN	SUZUKI	SWIFT 1.3 GL 3 PINTU	2006	1.025	102,000,000	104,550,000
6733	101364	SEDAN	SUZUKI	SWIFT 1.3 GL 3 PINTU	2005	1.025	97,000,000	99,425,000
6734	101364	SEDAN	SUZUKI	SWIFT 1.5 2 WD AT (CBU)	2006	1.025	111,000,000	113,775,000
6735	101364	SEDAN	SUZUKI	SWIFT 1.5 2 WD AT (CBU)	2005	1.025	106,000,000	108,650,000
6736	101364	SEDAN	SUZUKI	SWIFT 1.5 2 WD MT (CBU)	2006	1.025	101,000,000	103,525,000
6737	101364	SEDAN	SUZUKI	SWIFT 1.5 2 WD MT (CBU)	2005	1.025	97,000,000	99,425,000
6738	101364	SEDAN	SUZUKI	SWIFT 3 PINTU 993cc	1985	1.025	18,000,000	18,450,000
6739	101364	SEDAN	SUZUKI	SWIFT 5 PINTU 993cc	1985	1.025	17,000,000	17,425,000
6740	101364	SEDAN	SUZUKI	SY 415 BALENO DX 1490cc	2003	1.025	86,000,000	88,150,000
6741	101364	SEDAN	SUZUKI	SY 415 BALENO DX 1490cc	2002	1.025	83,000,000	85,075,000
6742	101364	SEDAN	SUZUKI	SY 415 BALENO DX 1490cc	2001	1.025	79,000,000	80,975,000
6743	101364	SEDAN	SUZUKI	SY 415 BALENO DX 1490cc	2000	1.025	74,000,000	75,850,000
6744	101364	SEDAN	SUZUKI	SY 415 BALENO DX 1490cc	1999	1.025	68,000,000	69,700,000
6745	101364	SEDAN	SUZUKI	SY 415 BALENO DX 1490cc	1998	1.025	66,000,000	67,650,000
6746	101364	SEDAN	SUZUKI	SY 415 BALENO DX 1490cc	1997	1.025	64,000,000	65,600,000
6747	101364	SEDAN	SUZUKI	SY 415 BALENO DX 1490cc	1996	1.025	58,000,000	59,450,000
6748	101364	SEDAN	SUZUKI	SY 415 BALENO DX AT	2003	1.025	91,000,000	93,275,000
6749	101364	SEDAN	SUZUKI	SY 415 BALENO DX AT	2002	1.025	86,000,000	88,150,000
6750	101364	SEDAN	SUZUKI	SY 415 BALENO DX AT	2001	1.025	83,000,000	85,075,000
6751	101364	SEDAN	SUZUKI	SY 415 BALENO GX 1490cc	2003	1.025	89,000,000	91,225,000
6752	101364	SEDAN	SUZUKI	SY 415 BALENO GX 1490cc	2002	1.025	84,000,000	86,100,000
6753	101364	SEDAN	SUZUKI	SY 415 BALENO GX 1490cc	2001	1.025	81,000,000	83,025,000
6754	101364	SEDAN	SUZUKI	SY 415 BALENO GX 1490cc	2000	1.025	76,000,000	77,900,000
6755	101364	SEDAN	SUZUKI	SY 415 BALENO GX AT	2003	1.025	93,000,000	95,325,000
6756	101364	SEDAN	SUZUKI	SY 415 BALENO GX AT	2002	1.025	89,000,000	91,225,000
6757	101364	SEDAN	SUZUKI	SY 415 BALENO GX AT	2001	1.025	84,000,000	86,100,000
6758	101364	SEDAN	SUZUKI	SY 415 BALENO GX AT	2000	1.025	79,000,000	80,975,000
6759	101364	SEDAN	SUZUKI	SY 416 BALENO DX 1590cc	2003	1.025	91,000,000	93,275,000
6760	101364	SEDAN	SUZUKI	SY 416 BALENO DX 1590cc	2002	1.025	87,000,000	89,175,000
6761	101364	SEDAN	SUZUKI	SY 416 BALENO DX 1590cc	2001	1.025	83,000,000	85,075,000
6762	101364	SEDAN	SUZUKI	SY 416 BALENO DX 1590cc	2000	1.025	77,000,000	78,925,000
6763	101364	SEDAN	SUZUKI	SY 416 BALENO DX 1590cc	1999	1.025	65,000,000	66,625,000
6764	101364	SEDAN	SUZUKI	SY 416 BALENO DX 1590cc	1998	1.025	61,000,000	62,525,000
6765	101364	SEDAN	SUZUKI	SY 416 BALENO DX 1590cc	1997	1.025	57,000,000	58,425,000

NO	KODING	JENIS	MEREK	TIPE	TH BUAT	BOBOT	NJKB	DP PKB
1	2	3	4	5	6	7	8	9
6766	101364	SEDAN	SUZUKI	SY 416 BALENO DX 1590cc	1996	1.025	53,000,000	54,325,000
6767	101364	SEDAN	SUZUKI	SY 416 BALENO GX 1590cc	2003	1.025	95,000,000	97,375,000
6768	101364	SEDAN	SUZUKI	SY 416 BALENO GX 1590cc	2002	1.025	91,000,000	93,275,000
6769	101364	SEDAN	SUZUKI	SY 416 BALENO GX 1590cc	2001	1.025	86,000,000	88,150,000
6770	101364	SEDAN	SUZUKI	SY 416 BALENO GX 1590cc	2000	1.025	81,000,000	83,025,000
6771	101364	SEDAN	SUZUKI	SY 416 BALENO GX 1590cc	1999	1.025	68,000,000	69,700,000
6772	101364	SEDAN	SUZUKI	SY 416 BALENO GX 1590cc	1998	1.025	64,000,000	65,600,000
6773	101364	SEDAN	SUZUKI	SY 416 BALENO GX 1590cc	1997	1.025	60,000,000	61,500,000
6774	101364	SEDAN	SUZUKI	SY 416 BALENO GX 1590cc	1996	1.025	49,000,000	50,225,000
6775	101369	SEDAN	TATA	MANZA LS 1.3 M/T	2016	1.025	122,000,000	125,050,000
6776	101370	SEDAN	TAUNUS	30 M GL YL	1980	1.025	8,000,000	8,200,000
6777	101370	SEDAN	TAUNUS	30 MT	1980	1.025	8,000,000	8,200,000
6778	101373	SEDAN	THAMES	THAMES	1980	1.025	8,000,000	8,200,000
6779	101376	SEDAN	TIMOR	515 i SW	2002	1.025	53,000,000	54,325,000
6780	101376	SEDAN	TIMOR	515 i SW	2001	1.025	52,000,000	53,300,000
6781	101376	SEDAN	TIMOR	515 i SW	2000	1.025	49,000,000	50,225,000
6782	101376	SEDAN	TIMOR	S 515	2003	1.025	45,000,000	46,125,000
6783	101376	SEDAN	TIMOR	S 515	2002	1.025	43,000,000	44,075,000
6784	101376	SEDAN	TIMOR	S 515	2001	1.025	38,000,000	38,950,000
6785	101376	SEDAN	TIMOR	S 515	2000	1.025	36,000,000	36,900,000
6786	101376	SEDAN	TIMOR	S 515	1999	1.025	32,000,000	32,800,000
6787	101376	SEDAN	TIMOR	S 515	1998	1.025	30,000,000	30,750,000
6788	101376	SEDAN	TIMOR	S 515	1997	1.025	28,000,000	28,700,000
6789	101376	SEDAN	TIMOR	S 515	1996	1.025	24,000,000	24,600,000
6790	101376	SEDAN	TIMOR	S 515 i	2003	1.025	48,000,000	49,200,000
6791	101376	SEDAN	TIMOR	S 515 i	2002	1.025	45,000,000	46,125,000
6792	101376	SEDAN	TIMOR	S 515 i	2001	1.025	43,000,000	44,075,000
6793	101376	SEDAN	TIMOR	S 515 i	2000	1.025	41,000,000	42,025,000
6794	101376	SEDAN	TIMOR	S 515 i	1999	1.025	33,000,000	33,825,000
6795	101376	SEDAN	TIMOR	S 515 i	1998	1.025	32,000,000	32,800,000
6796	101376	SEDAN	TIMOR	S 515 i	1997	1.025	31,000,000	31,775,000
6797	101376	SEDAN	TIMOR	S 515 i	1996	1.025	28,000,000	28,700,000
6798	101381	SEDAN	TOYOTA	86 2.0L A/T	2019	1.025	570,000,000	584,250,000
6799	101381	SEDAN	TOYOTA	86 2.0L A/T	2018	1.025	542,000,000	555,550,000
6800	101381	SEDAN	TOYOTA	86 2.0L A/T	2017	1.025	515,000,000	527,875,000
6801	101381	SEDAN	TOYOTA	86 2.0L A/T	2016	1.025	490,000,000	502,250,000
6802	101381	SEDAN	TOYOTA	86 2.0L A/T	2015	1.025	466,000,000	477,650,000
6803	101381	SEDAN	TOYOTA	86 2.0L A/T	2014	1.025	443,000,000	454,075,000
6804	101381	SEDAN	TOYOTA	86 2.0L A/T	2013	1.025	421,000,000	431,525,000
6805	101381	SEDAN	TOYOTA	86 2.0L A/T	2012	1.025	400,000,000	410,000,000
6806	101381	SEDAN	TOYOTA	86 2.0L M/T	2019	1.025	565,000,000	579,125,000
6807	101381	SEDAN	TOYOTA	86 2.0L M/T	2018	1.025	537,000,000	550,425,000
6808	101381	SEDAN	TOYOTA	86 2.0L M/T	2017	1.025	511,000,000	523,775,000
6809	101381	SEDAN	TOYOTA	86 2.0L M/T	2016	1.025	486,000,000	498,150,000
6810	101381	SEDAN	TOYOTA	86 2.0L M/T	2015	1.025	462,000,000	473,550,000
6811	101381	SEDAN	TOYOTA	86 2.0L M/T	2014	1.025	439,000,000	449,975,000
6812	101381	SEDAN	TOYOTA	86 2.0L M/T	2013	1.025	418,000,000	428,450,000
6813	101381	SEDAN	TOYOTA	86 2.0L M/T	2012	1.025	398,000,000	407,950,000
6814	101381	SEDAN	TOYOTA	ALTEZA AS 200 AT	2001	1.025	279,000,000	285,975,000
6815	101381	SEDAN	TOYOTA	ALTEZA RS 200 MT	2001	1.025	202,000,000	207,050,000
6816	101381	SEDAN	TOYOTA	ALTEZA RS 200 MT	2000	1.025	197,000,000	201,925,000
6817	101381	SEDAN	TOYOTA	ALTEZA RS 200 MT	1999	1.025	190,000,000	194,750,000
6818	101381	SEDAN	TOYOTA	ARISTO 2997cc	2003	1.025	312,000,000	319,800,000
6819	101381	SEDAN	TOYOTA	ARISTO 2997cc	2002	1.025	283,000,000	290,075,000
6820	101381	SEDAN	TOYOTA	ARISTO 2997cc	2001	1.025	269,000,000	275,725,000
6821	101381	SEDAN	TOYOTA	ARISTO 2997cc	2000	1.025	257,000,000	263,425,000
6822	101381	SEDAN	TOYOTA	ARISTO 2997cc	1999	1.025	238,000,000	243,950,000
6823	101381	SEDAN	TOYOTA	ARISTO 2997cc	1998	1.025	140,000,000	143,500,000
6824	101381	SEDAN	TOYOTA	ARISTO 2997cc	1997	1.025	126,000,000	129,150,000
6825	101381	SEDAN	TOYOTA	ARISTO S 300 AT	2003	1.025	318,000,000	325,950,000
6826	101381	SEDAN	TOYOTA	ARISTO S 300 AT	2002	1.025	296,000,000	303,400,000
6827	101381	SEDAN	TOYOTA	ARISTO S 300 AT	2001	1.025	281,000,000	288,025,000
6828	101381	SEDAN	TOYOTA	ARISTO S 300 AT	2000	1.025	268,000,000	274,700,000
6829	101381	SEDAN	TOYOTA	ARISTO S 300 AT	1999	1.025	249,000,000	255,225,000
6830	101381	SEDAN	TOYOTA	ARISTO V 300 AT	2002	1.025	338,000,000	346,450,000
6831	101381	SEDAN	TOYOTA	AVALON 2994cc	1997	1.025	74,000,000	75,850,000
6832	101381	SEDAN	TOYOTA	AVALON 3.0 AT	2001	1.025	245,000,000	251,125,000
6833	101381	SEDAN	TOYOTA	AVALON 3.0 AT	2000	1.025	235,000,000	240,875,000
6834	101381	SEDAN	TOYOTA	AVENSIS 2.0 AT	2003	1.025	162,000,000	166,050,000
6835	101381	SEDAN	TOYOTA	AVENSIS 2.0 AT	2002	1.025	152,000,000	155,800,000
6836	101381	SEDAN	TOYOTA	AYGO 1.0	2005	1.025	74,000,000	75,850,000
6837	101381	SEDAN	TOYOTA	bB	2008	1.025	160,000,000	164,000,000
6838	101381	SEDAN	TOYOTA	bB	2007	1.025	151,000,000	154,775,000
6839	101381	SEDAN	TOYOTA	bB	2006	1.025	137,000,000	140,425,000
6840	101381	SEDAN	TOYOTA	bB AT	2008	1.025	160,000,000	164,000,000
6841	101381	SEDAN	TOYOTA	bB AT	2007	1.025	151,000,000	154,775,000
6842	101381	SEDAN	TOYOTA	bB AT	2006	1.025	137,000,000	140,425,000
6843	101381	SEDAN	TOYOTA	CALDINA 2.0L AT	2004	1.025	240,000,000	246,000,000
6844	101381	SEDAN	TOYOTA	CALDINA 2.0L AT	2003	1.025	225,000,000	230,625,000
6845	101381	SEDAN	TOYOTA	CALDINA GT-FOUR 2.0 AT	2005	1.025	149,000,000	152,725,000
6846	101381	SEDAN	TOYOTA	CALDINA GT-FOUR 2.0 AT	2004	1.025	135,000,000	138,375,000
6847	101381	SEDAN	TOYOTA	CALDINA Z 2.0 AT GT-FOUR 2.0 AT	2006	1.025	222,000,000	227,550,000
6848	101381	SEDAN	TOYOTA	CALDINA Z 2.0 AT GT-FOUR 2.0 AT	2005	1.025	213,000,000	218,325,000
6849	101381	SEDAN	TOYOTA	CALDINA Z 2.0L 2WD AT	2004	1.025	149,000,000	152,725,000
6850	101381	SEDAN	TOYOTA	CALDINA Z 2.0L AT	2004	1.025	254,000,000	260,350,000
6851	101381	SEDAN	TOYOTA	CAMRY 2400 (ACV30R-JEMNKT)	2007	1.025	251,000,000	257,275,000
6852	101381	SEDAN	TOYOTA	CAMRY 2400 (ACV30R-JEMNKT)	2006	1.025	222,000,000	227,550,000
6853	101381	SEDAN	TOYOTA	CAMRY 2400 (ACV30R-JEMNKT)	2005	1.025	218,000,000	223,450,000

NO	KODING	JENIS	MEREK	TIPE	TH BUAT	BOBOT	NJKB	DP PKB
1	2	3	4	5	6	7	8	9
6854	101381	SEDAN	TOYOTA	CAMRY 2400 (ACV30R-JEMNKT)	2004	1.025	202,000,000	207,050,000
6855	101381	SEDAN	TOYOTA	CAMRY 2400 (ACV30R-JEMNKT)	2003	1.025	200,000,000	205,000,000
6856	101381	SEDAN	TOYOTA	CAMRY 2400 (ACV30R-JEMNKT)	2002	1.025	195,000,000	199,875,000
6857	101381	SEDAN	TOYOTA	CAMRY 2400 AT (ACV30R-JEPNKTb)	2007	1.025	269,000,000	275,725,000
6858	101381	SEDAN	TOYOTA	CAMRY 2400 AT (ACV30R-JEPNKTb)	2006	1.025	238,000,000	243,950,000
6859	101381	SEDAN	TOYOTA	CAMRY 2400 AT (ACV30R-JEPNKTb)	2005	1.025	235,000,000	240,875,000
6860	101381	SEDAN	TOYOTA	CAMRY 2400 AT (ACV30R-JEPNKTb)	2004	1.025	216,000,000	221,400,000
6861	101381	SEDAN	TOYOTA	CAMRY 2.5G A/T	2018	1.025	467,000,000	478,675,000
6862	101381	SEDAN	TOYOTA	CAMRY 2.5G A/T	2017	1.025	446,000,000	457,150,000
6863	101381	SEDAN	TOYOTA	CAMRY 2.5G A/T	2016	1.025	405,000,000	415,125,000
6864	101381	SEDAN	TOYOTA	CAMRY 2.5G A/T	2015	1.025	385,000,000	394,625,000
6865	101381	SEDAN	TOYOTA	CAMRY 2.5G A/T	2014	1.025	366,000,000	375,150,000
6866	101381	SEDAN	TOYOTA	CAMRY 2.5G A/T	2013	1.025	347,000,000	355,675,000
6867	101381	SEDAN	TOYOTA	CAMRY 2.5G A/T	2012	1.025	330,000,000	338,250,000
6868	101381	SEDAN	TOYOTA	CAMRY 2.5G A/T (ASV70R-JETGKD)	2019	1.025	480,000,000	492,000,000
6869	101381	SEDAN	TOYOTA	CAMRY 2.5G A/T (ASV70R-JETGKD)	2018	1.025	456,000,000	467,400,000
6870	101381	SEDAN	TOYOTA	CAMRY 2.5 HYBRID A/T	2018	1.025	623,000,000	638,575,000
6871	101381	SEDAN	TOYOTA	CAMRY 2.5 HYBRID A/T	2017	1.025	597,000,000	611,925,000
6872	101381	SEDAN	TOYOTA	CAMRY 2.5 HYBRID A/T	2016	1.025	554,000,000	567,850,000
6873	101381	SEDAN	TOYOTA	CAMRY 2.5L Hybrid A/T	2015	1.025	527,000,000	540,175,000
6874	101381	SEDAN	TOYOTA	CAMRY 2.5L Hybrid A/T	2014	1.025	526,000,000	539,150,000
6875	101381	SEDAN	TOYOTA	CAMRY 2.5L Hybrid A/T	2013	1.025	499,000,000	511,475,000
6876	101381	SEDAN	TOYOTA	CAMRY 2.5L Hybrid A/T	2012	1.025	471,000,000	482,775,000
6877	101381	SEDAN	TOYOTA	CAMRY 2.5L HYBRID A/T (AXVH71R-JEXVBD)	2019	1.025	631,000,000	646,775,000
6878	101381	SEDAN	TOYOTA	CAMRY 2.5L HYBRID A/T (AXVH71R-JEXVBD)	2018	1.025	600,000,000	615,000,000
6879	101381	SEDAN	TOYOTA	CAMRY 2.5V A/T	2018	1.025	490,000,000	502,250,000
6880	101381	SEDAN	TOYOTA	CAMRY 2.5V A/T	2017	1.025	468,000,000	479,700,000
6881	101381	SEDAN	TOYOTA	CAMRY 2.5V A/T	2016	1.025	430,000,000	440,750,000
6882	101381	SEDAN	TOYOTA	CAMRY 2.5V A/T	2015	1.025	407,000,000	417,175,000
6883	101381	SEDAN	TOYOTA	CAMRY 2.5V A/T	2014	1.025	399,000,000	408,975,000
6884	101381	SEDAN	TOYOTA	CAMRY 2.5V A/T	2013	1.025	381,000,000	390,525,000
6885	101381	SEDAN	TOYOTA	CAMRY 2.5V A/T	2012	1.025	362,000,000	371,050,000
6886	101381	SEDAN	TOYOTA	CAMRY 2.5V A/T (ASV70R-JETVKD)	2019	1.025	506,000,000	518,650,000
6887	101381	SEDAN	TOYOTA	CAMRY 2.5V A/T (ASV70R-JETVKD)	2018	1.025	481,000,000	493,025,000
6888	101381	SEDAN	TOYOTA	CAMRY 3000 AT (MCV30R-JEPEKT)	2007	1.025	290,000,000	297,250,000
6889	101381	SEDAN	TOYOTA	CAMRY 3000 AT (MCV30R-JEPEKT)	2006	1.025	258,000,000	264,450,000
6890	101381	SEDAN	TOYOTA	CAMRY 3000 AT (MCV30R-JEPEKT)	2005	1.025	254,000,000	260,350,000
6891	101381	SEDAN	TOYOTA	CAMRY 3000 AT (MCV30R-JEPEKT)	2004	1.025	228,000,000	233,700,000
6892	101381	SEDAN	TOYOTA	CAMRY ACV30R-JEMNKD MT (NEW CAMRY 2.4 G	2004	1.025	204,000,000	209,100,000
6893	101381	SEDAN	TOYOTA	CAMRY ACV30R-JEMNKD MT (NEW CAMRY 2.4 G	2003	1.025	193,000,000	197,825,000
6894	101381	SEDAN	TOYOTA	CAMRY ACV30R-JEMNKD MT (NEW CAMRY 2.4 G	2002	1.025	188,000,000	192,700,000
6895	101381	SEDAN	TOYOTA	CAMRY ACV30R-JEPNKD AT (NEW CAMRY 2.4 AT)	2005	1.025	242,000,000	248,050,000
6896	101381	SEDAN	TOYOTA	CAMRY ACV30R-JEPNKD AT (NEW CAMRY 2.4 AT)	2004	1.025	220,000,000	225,500,000
6897	101381	SEDAN	TOYOTA	CAMRY ACV30R-JEPNKD AT (NEW CAMRY 2.4 AT)	2003	1.025	206,000,000	211,150,000
6898	101381	SEDAN	TOYOTA	CAMRY ACV30R-JEPNKD AT (NEW CAMRY 2.4 AT)	2002	1.025	201,000,000	206,025,000
6899	101381	SEDAN	TOYOTA	CAMRY EX SALON, 2000cc	1996	1.025	51,000,000	52,275,000
6900	101381	SEDAN	TOYOTA	CAMRY LIMO PREMIUM 2.4	2012	1.025	321,000,000	329,025,000
6901	101381	SEDAN	TOYOTA	CAMRY LIMO PREMIUM 2.4	2011	1.025	306,000,000	313,650,000
6902	101381	SEDAN	TOYOTA	CAMRY MCV 20 R AT	2004	1.025	291,000,000	298,275,000
6903	101381	SEDAN	TOYOTA	CAMRY MCV 20 R AT	2003	1.025	251,000,000	257,275,000
6904	101381	SEDAN	TOYOTA	CAMRY MCV 20 R AT	2002	1.025	239,000,000	244,975,000
6905	101381	SEDAN	TOYOTA	CAMRY MCV 20 R AT	2001	1.025	219,000,000	224,475,000
6906	101381	SEDAN	TOYOTA	CAMRY MCV 20 R AT	2000	1.025	200,000,000	205,000,000
6907	101381	SEDAN	TOYOTA	CAMRY MCV 20 R AT	1999	1.025	179,000,000	183,475,000
6908	101381	SEDAN	TOYOTA	CAMRY MCV 20 R MT	2004	1.025	274,000,000	280,850,000
6909	101381	SEDAN	TOYOTA	CAMRY MCV 20 R MT	2003	1.025	205,000,000	210,125,000
6910	101381	SEDAN	TOYOTA	CAMRY MCV 20 R MT	2002	1.025	183,000,000	187,575,000
6911	101381	SEDAN	TOYOTA	CAMRY MCV 20 R MT	2001	1.025	176,000,000	180,400,000
6912	101381	SEDAN	TOYOTA	CAMRY MCV 20 R MT	2000	1.025	150,000,000	153,750,000
6913	101381	SEDAN	TOYOTA	CAMRY MCV 20 R MT	1999	1.025	132,000,000	135,300,000
6914	101381	SEDAN	TOYOTA	CAMRY MCV30R-JEPEKD AT (NEW CAMRY 3.0 AT	2005	1.025	262,000,000	268,550,000
6915	101381	SEDAN	TOYOTA	CAMRY MCV30R-JEPEKD AT (NEW CAMRY 3.0 AT	2004	1.025	246,000,000	252,150,000
6916	101381	SEDAN	TOYOTA	CAMRY MCV30R-JEPEKD AT (NEW CAMRY 3.0 AT	2003	1.025	228,000,000	233,700,000
6917	101381	SEDAN	TOYOTA	CAMRY MCV30R-JEPEKD AT (NEW CAMRY 3.0 AT	2002	1.025	224,000,000	229,600,000
6918	101381	SEDAN	TOYOTA	CAMRY SV 22	2004	1.025	222,000,000	227,550,000
6919	101381	SEDAN	TOYOTA	CAMRY SV 22	2003	1.025	205,000,000	210,125,000
6920	101381	SEDAN	TOYOTA	CAMRY SV 22	2002	1.025	194,000,000	198,850,000
6921	101381	SEDAN	TOYOTA	CAMRY SV 22	2001	1.025	184,000,000	188,600,000
6922	101381	SEDAN	TOYOTA	CAMRY SV 22	2000	1.025	174,000,000	178,350,000
6923	101381	SEDAN	TOYOTA	CAMRY SV 22	1999	1.025	157,000,000	160,925,000
6924	101381	SEDAN	TOYOTA	CAMRY SV 22	1998	1.025	127,000,000	130,175,000
6925	101381	SEDAN	TOYOTA	CAMRY SV 22	1989	1.025	78,000,000	79,950,000
6926	101381	SEDAN	TOYOTA	CAMRY SXV 20 R	2004	1.025	209,000,000	214,225,000
6927	101381	SEDAN	TOYOTA	CAMRY SXV 20 R	2003	1.025	192,000,000	196,800,000
6928	101381	SEDAN	TOYOTA	CAMRY SXV 20 R	2002	1.025	168,000,000	172,200,000
6929	101381	SEDAN	TOYOTA	CAMRY SXV 20 R	2001	1.025	156,000,000	159,900,000
6930	101381	SEDAN	TOYOTA	CAMRY SXV 20 R	2000	1.025	143,000,000	146,575,000
6931	101381	SEDAN	TOYOTA	CAMRY SXV 20 R	1999	1.025	122,000,000	125,050,000
6932	101381	SEDAN	TOYOTA	CAVALIER 2392cc	2004	1.025	182,000,000	186,550,000
6933	101381	SEDAN	TOYOTA	CAVALIER 2392cc	2003	1.025	180,000,000	184,500,000
6934	101381	SEDAN	TOYOTA	CAVALIER 2392cc	2002	1.025	175,000,000	179,375,000
6935	101381	SEDAN	TOYOTA	CAVALIER 2392cc	2001	1.025	170,000,000	174,250,000
6936	101381	SEDAN	TOYOTA	CAVALIER 2392cc	2000	1.025	165,000,000	169,125,000
6937	101381	SEDAN	TOYOTA	CAVALIER 2392cc	1999	1.025	150,000,000	153,750,000
6938	101381	SEDAN	TOYOTA	CAVALIER 2392cc	1998	1.025	126,000,000	129,150,000
6939	101381	SEDAN	TOYOTA	CAVALIER 2392cc	1997	1.025	62,000,000	63,550,000
6940	101381	SEDAN	TOYOTA	CELCIOR LS 430	2003	1.025	703,000,000	720,575,000
6941	101381	SEDAN	TOYOTA	CELCIOR LS 430	2002	1.025	699,000,000	716,475,000

NO	KODING	JENIS	MEREK	TIPE	TH BUAT	BOBOT	NJKB	DP PKB
1	2	3	4	5	6	7	8	9
6942	101381	SEDAN	TOYOTA	CELICA 1.8 AT	2006	1.025	319,000,000	326,975,000
6943	101381	SEDAN	TOYOTA	CELICA 1.8 AT	2005	1.025	302,000,000	309,550,000
6944	101381	SEDAN	TOYOTA	CELICA 1.8L AT	2006	1.025	319,000,000	326,975,000
6945	101381	SEDAN	TOYOTA	CELICA 1.8L AT	2005	1.025	308,000,000	315,700,000
6946	101381	SEDAN	TOYOTA	CELICA 1.8 MT	2005	1.025	300,000,000	307,500,000
6947	101381	SEDAN	TOYOTA	CELICA 1.8 MT	2004	1.025	279,000,000	285,975,000
6948	101381	SEDAN	TOYOTA	CELICA 1.8 MT	2003	1.025	234,000,000	239,850,000
6949	101381	SEDAN	TOYOTA	CELICA 1.8 MT	2002	1.025	228,000,000	233,700,000
6950	101381	SEDAN	TOYOTA	CELICA 1.8 MT	2001	1.025	217,000,000	222,425,000
6951	101381	SEDAN	TOYOTA	CELICA 1.8 MT	2000	1.025	210,000,000	215,250,000
6952	101381	SEDAN	TOYOTA	CELICA 1.8 MT	1996	1.025	162,000,000	166,050,000
6953	101381	SEDAN	TOYOTA	CELICA 1.8 MT	1995	1.025	158,000,000	161,950,000
6954	101381	SEDAN	TOYOTA	CELICA 1.8 MT	1994	1.025	155,000,000	158,875,000
6955	101381	SEDAN	TOYOTA	CELICA 1.8 MT	1993	1.025	136,000,000	139,400,000
6956	101381	SEDAN	TOYOTA	CELICA 1.8 MT	1985	1.025	23,000,000	23,575,000
6957	101381	SEDAN	TOYOTA	CELICA 1.8 MT	1984	1.025	22,000,000	22,550,000
6958	101381	SEDAN	TOYOTA	CELICA 1.8 MT	1983	1.025	21,000,000	21,525,000
6959	101381	SEDAN	TOYOTA	CELICA 1.8 SS II AT	2003	1.025	238,000,000	243,950,000
6960	101381	SEDAN	TOYOTA	CELICA AT	2002	1.025	256,000,000	262,400,000
6961	101381	SEDAN	TOYOTA	CELICA AT	2001	1.025	251,000,000	257,275,000
6962	101381	SEDAN	TOYOTA	CELICA AT	2000	1.025	240,000,000	246,000,000
6963	101381	SEDAN	TOYOTA	CELICA AT	1996	1.025	162,000,000	166,050,000
6964	101381	SEDAN	TOYOTA	CELICA AT	1995	1.025	158,000,000	161,950,000
6965	101381	SEDAN	TOYOTA	CELICA AT	1994	1.025	155,000,000	158,875,000
6966	101381	SEDAN	TOYOTA	CELICA AT	1993	1.025	136,000,000	139,400,000
6967	101381	SEDAN	TOYOTA	CELICA AT	1985	1.025	23,000,000	23,575,000
6968	101381	SEDAN	TOYOTA	CELICA AT	1984	1.025	22,500,000	23,062,500
6969	101381	SEDAN	TOYOTA	CELICA AT	1983	1.025	22,000,000	22,550,000
6970	101381	SEDAN	TOYOTA	CELICA AT	1982	1.025	21,000,000	21,525,000
6971	101381	SEDAN	TOYOTA	CELICA AT	1981	1.025	19,000,000	19,475,000
6972	101381	SEDAN	TOYOTA	CELICA AT	1980	1.025	17,000,000	17,425,000
6973	101381	SEDAN	TOYOTA	CELSIOR EKS SEA GAMES	1997	1.025	177,000,000	181,425,000
6974	101381	SEDAN	TOYOTA	CENTURY 5.0 AT	2005	1.025	747,000,000	765,675,000
6975	101381	SEDAN	TOYOTA	COROLLA 100 R M T 1.300cc - (COROLLA SE)	1988	1.025	28,000,000	28,700,000
6976	101381	SEDAN	TOYOTA	COROLLA 100 R M T 1.300cc - (COROLLA SE)	1987	1.025	26,000,000	26,650,000
6977	101381	SEDAN	TOYOTA	COROLLA 100 R M T 1.300cc - (COROLLA SE)	1986	1.025	25,000,000	25,625,000
6978	101381	SEDAN	TOYOTA	COROLLA 100 R M T 1.300cc - (COROLLA SE)	1985	1.025	21,000,000	21,525,000
6979	101381	SEDAN	TOYOTA	COROLLA 1.600 AE 111 AT (ALL NEW COROLLA -	1998	1.025	86,000,000	88,150,000
6980	101381	SEDAN	TOYOTA	COROLLA 1.600 AE 111 AT (ALL NEW COROLLA -	1997	1.025	79,000,000	80,975,000
6981	101381	SEDAN	TOYOTA	COROLLA 1.600 AE 111 AT (ALL NEW COROLLA -	1996	1.025	76,000,000	77,900,000
6982	101381	SEDAN	TOYOTA	COROLLA 1.600 AE 111 MT (ALL NEW COROLLA -	1998	1.025	81,000,000	83,025,000
6983	101381	SEDAN	TOYOTA	COROLLA 1.600 AE 111 MT (ALL NEW COROLLA -	1997	1.025	76,000,000	77,900,000
6984	101381	SEDAN	TOYOTA	COROLLA 1.600 AE 111 MT (ALL NEW COROLLA -	1996	1.025	71,000,000	72,775,000
6985	101381	SEDAN	TOYOTA	COROLLA 1.600 AE 111 MT (ALL NEW COROLLA -	1998	1.025	77,000,000	78,925,000
6986	101381	SEDAN	TOYOTA	COROLLA 1.600 AE 111 MT (ALL NEW COROLLA -	1997	1.025	69,000,000	70,725,000
6987	101381	SEDAN	TOYOTA	COROLLA 1.600 AE 111 MT (ALL NEW COROLLA -	1996	1.025	68,000,000	69,700,000
6988	101381	SEDAN	TOYOTA	COROLLA 1.600cc AE 101 AT (GREAT COROLLA -	1996	1.025	71,000,000	72,775,000
6989	101381	SEDAN	TOYOTA	COROLLA 1.600cc AE 101 AT (GREAT COROLLA -	1995	1.025	65,000,000	66,625,000
6990	101381	SEDAN	TOYOTA	COROLLA 1.600cc AE 101 AT (GREAT COROLLA -	1994	1.025	60,000,000	61,500,000
6991	101381	SEDAN	TOYOTA	COROLLA 1.600cc AE 101 AT (GREAT COROLLA -	1993	1.025	58,000,000	59,450,000
6992	101381	SEDAN	TOYOTA	COROLLA 1.600cc AE 101 AT (GREAT COROLLA -	1992	1.025	53,000,000	54,325,000
6993	101381	SEDAN	TOYOTA	COROLLA 1.600cc AE 101 MT (GREAT COROLLA -	1996	1.025	68,000,000	69,700,000
6994	101381	SEDAN	TOYOTA	COROLLA 1.600cc AE 101 MT (GREAT COROLLA -	1995	1.025	65,000,000	66,625,000
6995	101381	SEDAN	TOYOTA	COROLLA 1.600cc AE 101 MT (GREAT COROLLA -	1994	1.025	60,000,000	61,500,000
6996	101381	SEDAN	TOYOTA	COROLLA 1.600cc AE 101 MT (GREAT COROLLA -	1993	1.025	57,000,000	58,425,000
6997	101381	SEDAN	TOYOTA	COROLLA 1.600cc AE 101 MT (GREAT COROLLA -	1992	1.025	53,000,000	54,325,000
6998	101381	SEDAN	TOYOTA	COROLLA 1.600cc AE 101 R (GREAT COROLLA - SE)	1996	1.025	65,000,000	66,625,000
6999	101381	SEDAN	TOYOTA	COROLLA 1.600cc AE 101 R (GREAT COROLLA - SE)	1995	1.025	60,000,000	61,500,000
7000	101381	SEDAN	TOYOTA	COROLLA 1.600cc AE 101 R (GREAT COROLLA - SE)	1994	1.025	55,000,000	56,375,000
7001	101381	SEDAN	TOYOTA	COROLLA 1.600cc AE 101 R (GREAT COROLLA - SE)	1993	1.025	51,000,000	52,275,000
7002	101381	SEDAN	TOYOTA	COROLLA 1.600cc AE 101 R (GREAT COROLLA - SE)	1992	1.025	48,000,000	49,200,000
7003	101381	SEDAN	TOYOTA	COROLLA 1.600cc GT / GTi	1997	1.025	62,000,000	63,550,000
7004	101381	SEDAN	TOYOTA	COROLLA 1.600cc GT / GTi	1996	1.025	59,000,000	60,475,000
7005	101381	SEDAN	TOYOTA	COROLLA 1.600cc GT / GTi	1995	1.025	56,000,000	57,400,000
7006	101381	SEDAN	TOYOTA	COROLLA 1.600cc GT / GTi	1994	1.025	53,000,000	54,325,000
7007	101381	SEDAN	TOYOTA	COROLLA 1.600cc GT / GTi	1993	1.025	50,000,000	51,250,000
7008	101381	SEDAN	TOYOTA	COROLLA 1.600cc GT / GTi	1992	1.025	48,000,000	49,200,000
7009	101381	SEDAN	TOYOTA	COROLLA 1.600cc GT / GTi	1991	1.025	46,000,000	47,150,000
7010	101381	SEDAN	TOYOTA	COROLLA 1.600cc GT / GTi	1990	1.025	42,000,000	43,050,000
7011	101381	SEDAN	TOYOTA	COROLLA 1.600cc GT / GTi	1989	1.025	41,000,000	42,025,000
7012	101381	SEDAN	TOYOTA	COROLLA 1.600cc SE LIMITED/AE 91 (TWIN CAM)	1992	1.025	46,000,000	47,150,000
7013	101381	SEDAN	TOYOTA	COROLLA 1.600cc SE LIMITED/AE 91 (TWIN CAM)	1991	1.025	44,000,000	45,100,000
7014	101381	SEDAN	TOYOTA	COROLLA 1.600cc SE LIMITED/AE 91 (TWIN CAM)	1990	1.025	39,000,000	39,975,000
7015	101381	SEDAN	TOYOTA	COROLLA 1.600cc SE LIMITED/AE 91 (TWIN CAM)	1989	1.025	38,000,000	38,950,000
7016	101381	SEDAN	TOYOTA	COROLLA 1.600cc SE LIMITED/AE 91 (TWIN CAM)	1988	1.025	36,000,000	36,900,000
7017	101381	SEDAN	TOYOTA	COROLLA 1.600cc SE LIMITED/AE 91 (TWIN CAM)	1987	1.025	33,000,000	33,825,000
7018	101381	SEDAN	TOYOTA	COROLLA 1600 LIFT BACK AE 101	1997	1.025	61,000,000	62,525,000
7019	101381	SEDAN	TOYOTA	COROLLA 1600 LIFT BACK AE 101	1996	1.025	58,000,000	59,450,000
7020	101381	SEDAN	TOYOTA	COROLLA 1600 LIFT BACK AE 101	1995	1.025	55,000,000	56,375,000
7021	101381	SEDAN	TOYOTA	COROLLA 1600 LIFT BACK AE 101	1994	1.025	52,000,000	53,300,000
7022	101381	SEDAN	TOYOTA	COROLLA 1600 LIFT BACK AE 101	1993	1.025	46,000,000	47,150,000
7023	101381	SEDAN	TOYOTA	COROLLA 1600 LIFT BACK AE 101	1992	1.025	35,000,000	35,875,000
7024	101381	SEDAN	TOYOTA	COROLLA 1600 LIFT BACK AE 101	1991	1.025	33,000,000	33,825,000
7025	101381	SEDAN	TOYOTA	COROLLA 1600 LIFT BACK AE 101	1990	1.025	30,000,000	30,750,000
7026	101381	SEDAN	TOYOTA	COROLLA 1600 LIFT BACK AE 101	1989	1.025	29,000,000	29,725,000
7027	101381	SEDAN	TOYOTA	COROLLA 1600 LIFT BACK AE 101	1988	1.025	28,000,000	28,700,000
7028	101381	SEDAN	TOYOTA	COROLLA 1600 LIFT BACK AE 101	1987	1.025	27,000,000	27,675,000
7029	101381	SEDAN	TOYOTA	COROLLA 1600 LIFT BACK AE 92	1994	1.025	53,000,000	54,325,000

NO	KODING	JENIS	MEREK	TIPE	TH BUAT	BOBOT	NJKB	DP PKB
1	2	3	4	5	6	7	8	9
7030	101381	SEDAN	TOYOTA	COROLLA 1600 LIFT BACK AE 92	1993	1.025	48,000,000	49,200,000
7031	101381	SEDAN	TOYOTA	COROLLA 1600 LIFT BACK AE 92	1992	1.025	44,000,000	45,100,000
7032	101381	SEDAN	TOYOTA	COROLLA 1600 LIFT BACK AE 92	1991	1.025	39,000,000	39,975,000
7033	101381	SEDAN	TOYOTA	COROLLA 1600 LIFT BACK AE 92	1990	1.025	34,000,000	34,850,000
7034	101381	SEDAN	TOYOTA	COROLLA 1600 LIFT BACK AE 92	1989	1.025	32,000,000	32,800,000
7035	101381	SEDAN	TOYOTA	COROLLA 1600 LIFT BACK AE 92	1988	1.025	30,000,000	30,750,000
7036	101381	SEDAN	TOYOTA	COROLLA 1600 LIFT BACK AE 92	1987	1.025	27,000,000	27,675,000
7037	101381	SEDAN	TOYOTA	COROLLA 22E 112R GRMEKD M1 MT (ALTIZ)	2002	1.025	145,000,000	148,625,000
7038	101381	SEDAN	TOYOTA	COROLLA 22E 112R GRMEKD M1 MT (ALTIZ)	2001	1.025	138,000,000	141,450,000
7039	101381	SEDAN	TOYOTA	COROLLA AE 100 AT 1500cc	1992	1.025	54,000,000	55,350,000
7040	101381	SEDAN	TOYOTA	COROLLA AE 112 AT (NEW COROLLA - SEG)	2002	1.025	131,000,000	134,275,000
7041	101381	SEDAN	TOYOTA	COROLLA AE 112 AT (NEW COROLLA - SEG)	2001	1.025	109,000,000	111,725,000
7042	101381	SEDAN	TOYOTA	COROLLA AE 112 AT (NEW COROLLA - SEG)	2000	1.025	104,000,000	106,600,000
7043	101381	SEDAN	TOYOTA	COROLLA AE 112 AT (NEW COROLLA - SEG)	1999	1.025	99,000,000	101,475,000
7044	101381	SEDAN	TOYOTA	COROLLA AE 112 AT (NEW COROLLA - SEG)	1998	1.025	95,000,000	97,375,000
7045	101381	SEDAN	TOYOTA	COROLLA AE 112 MT (NEW COROLLA - SEG)	2002	1.025	125,000,000	128,125,000
7046	101381	SEDAN	TOYOTA	COROLLA AE 112 MT (NEW COROLLA - SEG)	2001	1.025	105,000,000	107,625,000
7047	101381	SEDAN	TOYOTA	COROLLA AE 112 MT (NEW COROLLA - SEG)	2000	1.025	99,000,000	101,475,000
7048	101381	SEDAN	TOYOTA	COROLLA AE 112 MT (NEW COROLLA - SEG)	1999	1.025	95,000,000	97,375,000
7049	101381	SEDAN	TOYOTA	COROLLA AE 112 MT (NEW COROLLA - SEG)	1998	1.025	90,000,000	92,250,000
7050	101381	SEDAN	TOYOTA	COROLLA AE 112 XLi (NEW COROLLA - XLi)	2002	1.025	126,000,000	129,150,000
7051	101381	SEDAN	TOYOTA	COROLLA AE 112 XLi (NEW COROLLA - XLi)	2001	1.025	101,000,000	103,525,000
7052	101381	SEDAN	TOYOTA	COROLLA AE 112 XLi (NEW COROLLA - XLi)	2000	1.025	95,000,000	97,375,000
7053	101381	SEDAN	TOYOTA	COROLLA AE 112 XLi (NEW COROLLA - XLi)	1999	1.025	90,000,000	92,250,000
7054	101381	SEDAN	TOYOTA	COROLLA AE 112 XLi (NEW COROLLA - XLi)	1998	1.025	86,000,000	88,150,000
7055	101381	SEDAN	TOYOTA	COROLLA AEB 109	1998	1.025	69,000,000	70,725,000
7056	101381	SEDAN	TOYOTA	COROLLA AEB 109	1997	1.025	61,000,000	62,525,000
7057	101381	SEDAN	TOYOTA	COROLLA AEB 109	1996	1.025	59,000,000	60,475,000
7058	101381	SEDAN	TOYOTA	COROLLA AEB 109	1995	1.025	57,000,000	58,425,000
7059	101381	SEDAN	TOYOTA	COROLLA AEB 109	1994	1.025	54,000,000	55,350,000
7060	101381	SEDAN	TOYOTA	COROLLA ALTIS 1.6 A/T	2018	1.025	359,000,000	367,975,000
7061	101381	SEDAN	TOYOTA	COROLLA ALTIS 1.6 A/T (ZRE171R-GEXEMT)	2019	1.025	359,000,000	367,975,000
7062	101381	SEDAN	TOYOTA	COROLLA ALTIS 1.6 A/T (ZRE171R-GEXEMT)	2018	1.025	342,000,000	350,550,000
7063	101381	SEDAN	TOYOTA	COROLLA ALTIS 1.8 A/T	2015	1.025	306,000,000	313,650,000
7064	101381	SEDAN	TOYOTA	COROLLA ALTIS 1.8 A/T	2014	1.025	291,000,000	298,275,000
7065	101381	SEDAN	TOYOTA	COROLLA ALTIS 1.8 A/T	2013	1.025	284,000,000	291,100,000
7066	101381	SEDAN	TOYOTA	COROLLA ALTIS 1.8 A/T	2012	1.025	280,000,000	287,000,000
7067	101381	SEDAN	TOYOTA	COROLLA ALTIS 1.8 A/T	2011	1.025	275,000,000	281,875,000
7068	101381	SEDAN	TOYOTA	COROLLA ALTIS 1.8 A/T	2010	1.025	269,000,000	275,725,000
7069	101381	SEDAN	TOYOTA	COROLLA ALTIS 1.8 G (4.2) M/T	2019	1.025	343,000,000	351,575,000
7070	101381	SEDAN	TOYOTA	COROLLA ALTIS 1.8 G AT	2003	1.025	152,000,000	155,800,000
7071	101381	SEDAN	TOYOTA	COROLLA ALTIS 1.8 G AT	2002	1.025	148,000,000	151,700,000
7072	101381	SEDAN	TOYOTA	COROLLA ALTIS 1.8 G AT	2001	1.025	143,000,000	146,575,000
7073	101381	SEDAN	TOYOTA	COROLLA ALTIS 1.8G A/T (ZZE142R-GEPGKD)	2010	1.025	270,000,000	276,750,000
7074	101381	SEDAN	TOYOTA	COROLLA ALTIS 1.8G A/T (ZZE142R-GEPGKD)	2009	1.025	251,000,000	257,275,000
7075	101381	SEDAN	TOYOTA	COROLLA ALTIS 1.8G A/T (ZZE142R-GEPGKD)	2008	1.025	221,000,000	226,525,000
7076	101381	SEDAN	TOYOTA	COROLLA ALTIS 1.8G A/T (ZZE142R-GEPGKD)	2007	1.025	192,000,000	196,800,000
7077	101381	SEDAN	TOYOTA	COROLLA ALTIS 1.8 G MT	2018	1.025	335,000,000	343,375,000
7078	101381	SEDAN	TOYOTA	COROLLA ALTIS 1.8 G MT	2017	1.025	329,000,000	337,225,000
7079	101381	SEDAN	TOYOTA	COROLLA ALTIS 1.8 G MT	2016	1.025	301,000,000	308,525,000
7080	101381	SEDAN	TOYOTA	COROLLA ALTIS 1.8 G MT	2015	1.025	295,000,000	302,375,000
7081	101381	SEDAN	TOYOTA	COROLLA ALTIS 1.8 G MT	2014	1.025	280,000,000	287,000,000
7082	101381	SEDAN	TOYOTA	COROLLA ALTIS 1.8 G MT	2013	1.025	266,000,000	272,650,000
7083	101381	SEDAN	TOYOTA	COROLLA ALTIS 1.8 G MT	2003	1.025	136,000,000	139,400,000
7084	101381	SEDAN	TOYOTA	COROLLA ALTIS 1.8 G MT	2002	1.025	130,000,000	133,250,000
7085	101381	SEDAN	TOYOTA	COROLLA ALTIS 1.8 G MT	2001	1.025	118,000,000	120,950,000
7086	101381	SEDAN	TOYOTA	COROLLA ALTIS 1.8 G VVT-i AT	2005	1.025	191,000,000	195,775,000
7087	101381	SEDAN	TOYOTA	COROLLA ALTIS 1.8 G VVT-i AT	2004	1.025	180,000,000	184,500,000
7088	101381	SEDAN	TOYOTA	COROLLA ALTIS 1.8 G VVT-i MT	2005	1.025	174,000,000	178,350,000
7089	101381	SEDAN	TOYOTA	COROLLA ALTIS 1.8 G VVT-i MT	2004	1.025	162,000,000	166,050,000
7090	101381	SEDAN	TOYOTA	COROLLA ALTIS 1.8J M/T (ZZE142R-GEMDKD)	2010	1.025	251,000,000	257,275,000
7091	101381	SEDAN	TOYOTA	COROLLA ALTIS 1.8J M/T (ZZE142R-GEMDKD)	2009	1.025	233,000,000	238,825,000
7092	101381	SEDAN	TOYOTA	COROLLA ALTIS 1.8J M/T (ZZE142R-GEMDKD)	2008	1.025	204,000,000	209,100,000
7093	101381	SEDAN	TOYOTA	COROLLA ALTIS 1.8J M/T (ZZE142R-GEMDKD)	2007	1.025	178,000,000	182,450,000
7094	101381	SEDAN	TOYOTA	COROLLA ALTIS 1.8 M/T	2015	1.025	280,000,000	287,000,000
7095	101381	SEDAN	TOYOTA	COROLLA ALTIS 1.8 M/T	2014	1.025	267,000,000	273,675,000
7096	101381	SEDAN	TOYOTA	COROLLA ALTIS 1.8 M/T	2013	1.025	255,000,000	261,375,000
7097	101381	SEDAN	TOYOTA	COROLLA ALTIS 1.8 M/T	2012	1.025	241,000,000	247,025,000
7098	101381	SEDAN	TOYOTA	COROLLA ALTIS 1.8 M/T	2011	1.025	230,000,000	235,750,000
7099	101381	SEDAN	TOYOTA	COROLLA ALTIS 1.8 M/T	2010	1.025	220,000,000	225,500,000
7100	101381	SEDAN	TOYOTA	COROLLA ALTIS 1.8 V (4.2) A/T	2019	1.025	370,000,000	379,250,000
7101	101381	SEDAN	TOYOTA	COROLLA ALTIS 1.8 V A/T	2018	1.025	362,000,000	371,050,000
7102	101381	SEDAN	TOYOTA	COROLLA ALTIS 1.8 V A/T	2017	1.025	356,000,000	364,900,000
7103	101381	SEDAN	TOYOTA	COROLLA ALTIS 1.8 V A/T	2016	1.025	325,000,000	333,125,000
7104	101381	SEDAN	TOYOTA	COROLLA ALTIS 1.8 V A/T	2015	1.025	309,000,000	316,725,000
7105	101381	SEDAN	TOYOTA	COROLLA ALTIS 1.8 V A/T	2014	1.025	294,000,000	301,350,000
7106	101381	SEDAN	TOYOTA	COROLLA ALTIS 1.8 V A/T	2013	1.025	279,000,000	285,975,000
7107	101381	SEDAN	TOYOTA	COROLLA ALTIS 1.8V A/T (ZZE142R-GEPVKD)	2010	1.025	284,000,000	291,100,000
7108	101381	SEDAN	TOYOTA	COROLLA ALTIS 1.8V A/T (ZZE142R-GEPVKD)	2009	1.025	263,000,000	269,575,000
7109	101381	SEDAN	TOYOTA	COROLLA ALTIS 1.8V A/T (ZZE142R-GEPVKD)	2008	1.025	232,000,000	237,800,000
7110	101381	SEDAN	TOYOTA	COROLLA ALTIS 1.8V A/T (ZZE142R-GEPVKD)	2007	1.025	219,000,000	224,475,000
7111	101381	SEDAN	TOYOTA	COROLLA ALTIS 2.0 A/T	2015	1.025	328,000,000	336,200,000
7112	101381	SEDAN	TOYOTA	COROLLA ALTIS 2.0 A/T	2014	1.025	312,000,000	319,800,000
7113	101381	SEDAN	TOYOTA	COROLLA ALTIS 2.0 A/T	2013	1.025	307,000,000	314,675,000
7114	101381	SEDAN	TOYOTA	COROLLA ALTIS 2.0 A/T	2012	1.025	303,000,000	310,575,000
7115	101381	SEDAN	TOYOTA	COROLLA ALTIS 2.0 A/T	2011	1.025	298,000,000	305,450,000
7116	101381	SEDAN	TOYOTA	COROLLA ALTIS 2.0 A/T	2010	1.025	292,000,000	299,300,000
7117	101381	SEDAN	TOYOTA	COROLLA ALTIS 2.0V (ZRE143R-GEPVKD) (4X2)	2010	1.025	292,000,000	299,300,000

NO	KODING	JENIS	MEREK	TIPE	TH BUAT	BOBOT	NJKB	DP PKB
1	2	3	4	5	6	7	8	9
7118	101381	SEDAN	TOYOTA	COROLLA ALTIS 2.0V (ZRE143R-GEPVKD) (4X2)	2009	1.025	270,000,000	276,750,000
7119	101381	SEDAN	TOYOTA	COROLLA ALTIS 2.0V (ZRE143R-GEPVKD) (4X2)	2008	1.025	243,000,000	249,075,000
7120	101381	SEDAN	TOYOTA	COROLLA ALTIS J VVT-i MT	2005	1.025	150,000,000	153,750,000
7121	101381	SEDAN	TOYOTA	COROLLA ALTIS J VVT-i MT	2004	1.025	142,000,000	145,550,000
7122	101381	SEDAN	TOYOTA	COROLLA CONQUEST AT	2002	1.025	158,000,000	161,950,000
7123	101381	SEDAN	TOYOTA	COROLLA CONQUEST AT	2001	1.025	151,000,000	154,775,000
7124	101381	SEDAN	TOYOTA	COROLLA CONQUEST AT	2000	1.025	141,000,000	144,525,000
7125	101381	SEDAN	TOYOTA	COROLLA DX KE70	1983	1.025	28,000,000	28,700,000
7126	101381	SEDAN	TOYOTA	COROLLA DX KE70	1982	1.025	25,000,000	25,625,000
7127	101381	SEDAN	TOYOTA	COROLLA DX KE70	1981	1.025	22,000,000	22,550,000
7128	101381	SEDAN	TOYOTA	COROLLA DX KE70	1980	1.025	15,000,000	15,375,000
7129	101381	SEDAN	TOYOTA	COROLLA EE 90 1.295cc	1992	1.025	47,000,000	48,175,000
7130	101381	SEDAN	TOYOTA	COROLLA EE 90 1.295cc	1991	1.025	45,000,000	46,125,000
7131	101381	SEDAN	TOYOTA	COROLLA EE 90 1.295cc	1990	1.025	43,000,000	44,075,000
7132	101381	SEDAN	TOYOTA	COROLLA EE 90 1.295cc	1989	1.025	42,000,000	43,050,000
7133	101381	SEDAN	TOYOTA	COROLLA EE 90 1.295cc	1988	1.025	39,000,000	39,975,000
7134	101381	SEDAN	TOYOTA	COROLLA EE 90 1.295cc	1987	1.025	36,000,000	36,900,000
7135	101381	SEDAN	TOYOTA	COROLLA EE 90 1.295cc	1986	1.025	30,000,000	30,750,000
7136	101381	SEDAN	TOYOTA	COROLLA FIELDER 1.5L AT	2005	1.025	126,000,000	129,150,000
7137	101381	SEDAN	TOYOTA	COROLLA GL (1295cc)	1986	1.025	26,000,000	26,650,000
7138	101381	SEDAN	TOYOTA	COROLLA GL (1295cc)	1985	1.025	25,000,000	25,625,000
7139	101381	SEDAN	TOYOTA	COROLLA GL (1295cc)	1984	1.025	24,000,000	24,600,000
7140	101381	SEDAN	TOYOTA	COROLLA GL (1295cc)	1983	1.025	23,000,000	23,575,000
7141	101381	SEDAN	TOYOTA	COROLLA GL (1295cc)	1980	1.025	20,000,000	20,500,000
7142	101381	SEDAN	TOYOTA	COROLLA GL (1295cc)	1958	1.025	20,000,000	20,500,000
7143	101381	SEDAN	TOYOTA	COROLLA GTS	1985	1.025	25,000,000	25,625,000
7144	101381	SEDAN	TOYOTA	COROLLA KE20	1980	1.025	9,000,000	9,225,000
7145	101381	SEDAN	TOYOTA	COROLLA KE20	1973	1.025	9,000,000	9,225,000
7146	101381	SEDAN	TOYOTA	COROLLA KE30	1980	1.025	9,000,000	9,225,000
7147	101381	SEDAN	TOYOTA	COROLLA KE30	1979	1.025	9,000,000	9,225,000
7148	101381	SEDAN	TOYOTA	COROLLA KE30	1978	1.025	9,000,000	9,225,000
7149	101381	SEDAN	TOYOTA	COROLLA KE30	1977	1.025	9,000,000	9,225,000
7150	101381	SEDAN	TOYOTA	COROLLA KE30	1975	1.025	9,000,000	9,225,000
7151	101381	SEDAN	TOYOTA	COROLLA SL	1991	1.025	35,000,000	35,875,000
7152	101381	SEDAN	TOYOTA	COROLLA SL	1990	1.025	31,000,000	31,775,000
7153	101381	SEDAN	TOYOTA	COROLLA SL	1989	1.025	28,000,000	28,700,000
7154	101381	SEDAN	TOYOTA	COROLLA SL	1988	1.025	27,000,000	27,675,000
7155	101381	SEDAN	TOYOTA	COROLLA SL	1987	1.025	26,000,000	26,650,000
7156	101381	SEDAN	TOYOTA	COROLLA SL	1986	1.025	24,000,000	24,600,000
7157	101381	SEDAN	TOYOTA	COROLLA SPACIO 1.5 AT	2005	1.025	129,000,000	132,225,000
7158	101381	SEDAN	TOYOTA	COROLLA SPORTY/SE/EE 80 1300cc	1993	1.025	43,000,000	44,075,000
7159	101381	SEDAN	TOYOTA	COROLLA SPORTY/SE/EE 80 1300cc	1992	1.025	41,000,000	42,025,000
7160	101381	SEDAN	TOYOTA	COROLLA SPORTY/SE/EE 80 1300cc	1991	1.025	39,000,000	39,975,000
7161	101381	SEDAN	TOYOTA	COROLLA SPORTY/SE/EE 80 1300cc	1990	1.025	35,000,000	35,875,000
7162	101381	SEDAN	TOYOTA	COROLLA SPORTY/SE/EE 80 1300cc	1989	1.025	34,000,000	34,850,000
7163	101381	SEDAN	TOYOTA	COROLLA SPORTY/SE/EE 80 1300cc	1988	1.025	33,000,000	33,825,000
7164	101381	SEDAN	TOYOTA	COROLLA SPORTY/SE/EE 80 1300cc	1987	1.025	31,000,000	31,775,000
7165	101381	SEDAN	TOYOTA	COROLLA SPORTY/SE/EE 80 1300cc	1986	1.025	26,000,000	26,650,000
7166	101381	SEDAN	TOYOTA	COROLLA SPORTY/SE/EE 80 1300cc	1985	1.025	25,000,000	25,625,000
7167	101381	SEDAN	TOYOTA	COROLLA ZZE112R-GRMEKD M1 MT (ALTIS)	2002	1.025	145,000,000	148,625,000
7168	101381	SEDAN	TOYOTA	COROLLA ZZE112R-GRMEKD M1 MT (ALTIS)	2001	1.025	138,000,000	141,450,000
7169	101381	SEDAN	TOYOTA	COROLLA ZZE122R-GEMDKD M1 MT STD (ALTIS	2007	1.025	174,000,000	178,350,000
7170	101381	SEDAN	TOYOTA	COROLLA ZZE122R-GEMDKD M1 MT STD (ALTIS	2006	1.025	155,000,000	158,875,000
7171	101381	SEDAN	TOYOTA	COROLLA ZZE122R-GEMDKD M1 MT STD (ALTIS	2005	1.025	152,000,000	155,800,000
7172	101381	SEDAN	TOYOTA	COROLLA ZZE122R-GEMDKD M1 MT STD (ALTIS	2004	1.025	143,000,000	146,575,000
7173	101381	SEDAN	TOYOTA	COROLLA ZZE122R-GEMDKD M1 MT STD (ALTIS	2003	1.025	139,000,000	142,475,000
7174	101381	SEDAN	TOYOTA	COROLLA ZZE122R-GEMDKD MT STD (ALTIS 1.8 G	2006	1.025	164,000,000	168,100,000
7175	101381	SEDAN	TOYOTA	COROLLA ZZE122R-GEMDKD MT STD (ALTIS 1.8 G	2005	1.025	162,000,000	166,050,000
7176	101381	SEDAN	TOYOTA	COROLLA ZZE122R-GEMDKD MT STD (ALTIS 1.8 G	2004	1.025	151,000,000	154,775,000
7177	101381	SEDAN	TOYOTA	COROLLA ZZE122R-GEMDKD MT STD (ALTIS 1.8 G	2003	1.025	147,000,000	150,675,000
7178	101381	SEDAN	TOYOTA	COROLLA ZZE122R-GEMDKD MT STD (ALTIS 1.8 G	2002	1.025	140,000,000	143,500,000
7179	101381	SEDAN	TOYOTA	COROLLA ZZE122R-GEMDKD MT STD (ALTIS 1.8 G	2001	1.025	129,000,000	132,225,000
7180	101381	SEDAN	TOYOTA	COROLLA ZZE 122R-GEMEKD M1 MT (ALTIS 1.8 G	2008	1.025	213,000,000	218,325,000
7181	101381	SEDAN	TOYOTA	COROLLA ZZE 122R-GEMEKD M1 MT (ALTIS 1.8 G	2007	1.025	192,000,000	196,800,000
7182	101381	SEDAN	TOYOTA	COROLLA ZZE 122R-GEMEKD M1 MT (ALTIS 1.8 G	2006	1.025	171,000,000	175,275,000
7183	101381	SEDAN	TOYOTA	COROLLA ZZE122R-GEPEKD M1 AT (ALTIS 1.8 G	2007	1.025	205,000,000	210,125,000
7184	101381	SEDAN	TOYOTA	COROLLA ZZE122R-GEPEKD M1 AT (ALTIS 1.8 G	2006	1.025	180,000,000	184,500,000
7185	101381	SEDAN	TOYOTA	COROLLA ZZE122R-GEPEKD M1 AT (ALTIS 1.8 G	2005	1.025	170,000,000	181,425,000
7186	101381	SEDAN	TOYOTA	COROLLA ZZE122R-GEPEKD M1 AT (ALTIS 1.8 G	2004	1.025	167,000,000	171,175,000
7187	101381	SEDAN	TOYOTA	COROLLA ZZE122R-GEPEKD M1 AT (ALTIS 1.8 G	2003	1.025	163,000,000	167,075,000
7188	101381	SEDAN	TOYOTA	COROLLA ZZE122R-GRMEKD M1 MT (ALTIS 1.8 G	2006	1.025	169,000,000	173,225,000
7189	101381	SEDAN	TOYOTA	COROLLA ZZE122R-GRMEKD M1 MT (ALTIS 1.8 G	2005	1.025	167,000,000	171,175,000
7190	101381	SEDAN	TOYOTA	COROLLA ZZE122R-GRMEKD M1 MT (ALTIS 1.8 G	2004	1.025	154,000,000	157,850,000
7191	101381	SEDAN	TOYOTA	COROLLA ZZE122R-GRMEKD M1 MT (ALTIS 1.8 G	2003	1.025	153,000,000	156,825,000
7192	101381	SEDAN	TOYOTA	CORONA	1984	1.025	20,000,000	20,500,000
7193	101381	SEDAN	TOYOTA	CORONA	1983	1.025	19,000,000	19,475,000
7194	101381	SEDAN	TOYOTA	CORONA	1982	1.025	18,000,000	18,450,000
7195	101381	SEDAN	TOYOTA	CORONA	1980	1.025	11,000,000	11,275,000
7196	101381	SEDAN	TOYOTA	CORONA 1587cc AT	1987	1.025	26,000,000	26,650,000
7197	101381	SEDAN	TOYOTA	CORONA 1587cc AT	1986	1.025	25,000,000	25,625,000
7198	101381	SEDAN	TOYOTA	CORONA 1587cc AT	1985	1.025	21,000,000	21,525,000
7199	101381	SEDAN	TOYOTA	CORONA 1600 GX	1997	1.025	56,000,000	57,400,000
7200	101381	SEDAN	TOYOTA	CORONA 1800 (CORONA TT)	1981	1.025	17,000,000	17,425,000
7201	101381	SEDAN	TOYOTA	CORONA 1800 (CORONA TT)	1980	1.025	15,000,000	15,375,000
7202	101381	SEDAN	TOYOTA	CORONA 2000 132R / 1900cc	1981	1.025	19,000,000	19,475,000
7203	101381	SEDAN	TOYOTA	CORONA 2000 132R / 1900cc	1980	1.025	15,500,000	15,887,500
7204	101381	SEDAN	TOYOTA	CORONA 2000 RT104	1980	1.025	12,500,000	12,812,500
7205	101381	SEDAN	TOYOTA	CORONA 2000 RT104	1979	1.025	12,500,000	12,812,500

NO	KODING	JENIS	MEREK	TIPE	TH BUAT	BOBOT	NJKB	DP PKB
1	2	3	4	5	6	7	8	9
7206	101381	SEDAN	TOYOTA	CORONA 2000 ST171 AT / 1998cc	1993	1.025	45,000,000	46,125,000
7207	101381	SEDAN	TOYOTA	CORONA 2000 ST171 AT / 1998cc	1992	1.025	43,000,000	44,075,000
7208	101381	SEDAN	TOYOTA	CORONA 2000 ST171 AT / 1998cc	1991	1.025	39,000,000	39,975,000
7209	101381	SEDAN	TOYOTA	CORONA 2000 ST171 AT / 1998cc	1990	1.025	35,000,000	35,875,000
7210	101381	SEDAN	TOYOTA	CORONA 2000 ST171 AT / 1998cc	1989	1.025	33,000,000	33,825,000
7211	101381	SEDAN	TOYOTA	CORONA 2000 ST171 AT / 1998cc	1988	1.025	31,000,000	31,775,000
7212	101381	SEDAN	TOYOTA	CORONA 2000 ST171 R MT / 1998cc	1993	1.025	45,000,000	46,125,000
7213	101381	SEDAN	TOYOTA	CORONA 2000 ST171 R MT / 1998cc	1992	1.025	43,000,000	44,075,000
7214	101381	SEDAN	TOYOTA	CORONA 2000 ST171 R MT / 1998cc	1991	1.025	39,000,000	39,975,000
7215	101381	SEDAN	TOYOTA	CORONA 2000 ST171 R MT / 1998cc	1990	1.025	35,000,000	35,875,000
7216	101381	SEDAN	TOYOTA	CORONA 2000 ST171 R MT / 1998cc	1989	1.025	33,000,000	33,825,000
7217	101381	SEDAN	TOYOTA	CORONA 2000 ST171 R MT / 1998cc	1988	1.025	31,000,000	31,775,000
7218	101381	SEDAN	TOYOTA	CORONA 6 ST-AEMNK	1990	1.025	31,000,000	31,775,000
7219	101381	SEDAN	TOYOTA	CORONA 6 ST-AEMNK	1989	1.025	30,000,000	30,750,000
7220	101381	SEDAN	TOYOTA	CORONA 6 ST-AEMNK	1988	1.025	29,000,000	29,725,000
7221	101381	SEDAN	TOYOTA	CORONA AT151 / 1587cc AT	1993	1.025	44,000,000	45,100,000
7222	101381	SEDAN	TOYOTA	CORONA AT151 / 1587cc AT	1992	1.025	41,000,000	42,025,000
7223	101381	SEDAN	TOYOTA	CORONA AT151 / 1587cc AT	1991	1.025	38,000,000	38,950,000
7224	101381	SEDAN	TOYOTA	CORONA AT151 / 1587cc AT	1990	1.025	35,000,000	35,875,000
7225	101381	SEDAN	TOYOTA	CORONA AT151 / 1587cc AT	1989	1.025	34,000,000	34,850,000
7226	101381	SEDAN	TOYOTA	CORONA AT151 / 1587cc AT	1988	1.025	30,000,000	30,750,000
7227	101381	SEDAN	TOYOTA	CORONA AT151 / 1587cc AT	1987	1.025	27,000,000	27,675,000
7228	101381	SEDAN	TOYOTA	CORONA AT190 / 1600cc MT	1998	1.025	60,000,000	61,500,000
7229	101381	SEDAN	TOYOTA	CORONA AT190 / 1600cc MT	1997	1.025	56,000,000	57,400,000
7230	101381	SEDAN	TOYOTA	CORONA AT190 / 1600cc MT	1996	1.025	53,000,000	54,325,000
7231	101381	SEDAN	TOYOTA	CORONA AT190 / 1600cc MT	1995	1.025	50,000,000	51,250,000
7232	101381	SEDAN	TOYOTA	CORONA AT190 / 1600cc MT	1994	1.025	47,000,000	48,175,000
7233	101381	SEDAN	TOYOTA	CORONA AT190 / 1600cc MT	1993	1.025	43,000,000	44,075,000
7234	101381	SEDAN	TOYOTA	CORONA BP MARK II	1980	1.025	12,000,000	12,300,000
7235	101381	SEDAN	TOYOTA	CORONA DELUXE 1600cc	1980	1.025	12,000,000	12,300,000
7236	101381	SEDAN	TOYOTA	CORONA EX SALOON MT	1992	1.025	36,000,000	36,900,000
7237	101381	SEDAN	TOYOTA	CORONA EX SALOON MT	1991	1.025	32,000,000	32,800,000
7238	101381	SEDAN	TOYOTA	CORONA EX SALOON MT	1990	1.025	28,000,000	28,700,000
7239	101381	SEDAN	TOYOTA	CORONA EX SALOON MT	1989	1.025	27,000,000	27,675,000
7240	101381	SEDAN	TOYOTA	CORONA EX SALOON MT	1988	1.025	26,000,000	26,650,000
7241	101381	SEDAN	TOYOTA	CORONA EX SALOON MT	1987	1.025	25,000,000	25,625,000
7242	101381	SEDAN	TOYOTA	CORONA EX SALOON MT	1986	1.025	24,000,000	24,600,000
7243	101381	SEDAN	TOYOTA	CORONA EX SALOON MT	1985	1.025	20,000,000	20,500,000
7244	101381	SEDAN	TOYOTA	CORONA GL AT151 TEMNS MT / 1587cc	1986	1.025	25,000,000	25,625,000
7245	101381	SEDAN	TOYOTA	CORONA GL AT151 TEMNS MT / 1587cc	1985	1.025	23,000,000	23,575,000
7246	101381	SEDAN	TOYOTA	CORONA GL AT151 TEMNS MT / 1587cc	1984	1.025	22,500,000	23,062,500
7247	101381	SEDAN	TOYOTA	CORONA GL AT171 R TEMNS MT / 1587cc	1986	1.025	25,000,000	25,625,000
7248	101381	SEDAN	TOYOTA	CORONA GL AT171 R TEMNS MT / 1587cc	1985	1.025	23,000,000	23,575,000
7249	101381	SEDAN	TOYOTA	CORONA GL AT171 R TEMNS MT / 1587cc	1984	1.025	22,500,000	23,062,500
7250	101381	SEDAN	TOYOTA	CORONA GX 1.6	1999	1.025	68,000,000	69,700,000
7251	101381	SEDAN	TOYOTA	CORONA GX 1.6	1998	1.025	60,000,000	61,500,000
7252	101381	SEDAN	TOYOTA	CORONA GX 1.6	1997	1.025	56,000,000	57,400,000
7253	101381	SEDAN	TOYOTA	CORONA GX 1.6	1996	1.025	53,000,000	54,325,000
7254	101381	SEDAN	TOYOTA	CORONA MARK II (BUILT UP)	1997	1.025	84,000,000	86,100,000
7255	101381	SEDAN	TOYOTA	CORONA MARK II (BUILT UP)	1985	1.025	25,000,000	25,625,000
7256	101381	SEDAN	TOYOTA	CORONA MARK II (BUILT UP)	1984	1.025	24,000,000	24,600,000
7257	101381	SEDAN	TOYOTA	CORONA MARK II (BUILT UP)	1983	1.025	23,000,000	23,575,000
7258	101381	SEDAN	TOYOTA	CORONA MARK II (BUILT UP)	1982	1.025	22,000,000	22,550,000
7259	101381	SEDAN	TOYOTA	CORONA MARK II (BUILT UP)	1981	1.025	21,000,000	21,525,000
7260	101381	SEDAN	TOYOTA	CORONA MARK II (BUILT UP)	1980	1.025	12,000,000	12,300,000
7261	101381	SEDAN	TOYOTA	CORONA MARK II TYPE RXK 60 R 1972cc	1989	1.025	26,000,000	26,650,000
7262	101381	SEDAN	TOYOTA	CORONA MARK II TYPE RXK 60 R 1972cc	1988	1.025	25,000,000	25,625,000
7263	101381	SEDAN	TOYOTA	CORONA MARK II TYPE RXK 60 R 1972cc	1987	1.025	24,000,000	24,600,000
7264	101381	SEDAN	TOYOTA	CORONA MARK II TYPE RXK 60 R 1972cc	1986	1.025	22,000,000	22,550,000
7265	101381	SEDAN	TOYOTA	CORONA MARK II TYPE RXK 60 R 1972cc	1985	1.025	20,000,000	20,500,000
7266	101381	SEDAN	TOYOTA	CORONA MARK II TYPE RXK 60 R 1972cc	1984	1.025	19,000,000	19,475,000
7267	101381	SEDAN	TOYOTA	CORONA MARK II TYPE RXK 60 R 1972cc	1983	1.025	18,000,000	18,450,000
7268	101381	SEDAN	TOYOTA	CORONA MARK II TYPE RXK 60 R 1972cc	1982	1.025	17,000,000	17,425,000
7269	101381	SEDAN	TOYOTA	CORONA MARK II TYPE RXK 60 R 1972cc	1981	1.025	16,000,000	16,400,000
7270	101381	SEDAN	TOYOTA	CORONA MARK II TYPE RXK 60 R / 1972cc	1990	1.025	28,000,000	28,700,000
7271	101381	SEDAN	TOYOTA	CORONA MARK II TYPE RXK 60 R / 1972cc	1989	1.025	27,000,000	27,675,000
7272	101381	SEDAN	TOYOTA	CORONA MARK II TYPE RXK 60 R / 1972cc	1988	1.025	26,000,000	26,650,000
7273	101381	SEDAN	TOYOTA	CORONA SL	1987	1.025	24,000,000	24,600,000
7274	101381	SEDAN	TOYOTA	CORONA SL	1986	1.025	23,000,000	23,575,000
7275	101381	SEDAN	TOYOTA	CORONA SL	1985	1.025	20,000,000	20,500,000
7276	101381	SEDAN	TOYOTA	CORONA ST191 / 2000cc AT	1998	1.025	81,000,000	83,025,000
7277	101381	SEDAN	TOYOTA	CORONA ST191 / 2000cc AT	1997	1.025	73,000,000	74,825,000
7278	101381	SEDAN	TOYOTA	CORONA ST191 / 2000cc AT	1996	1.025	67,000,000	68,675,000
7279	101381	SEDAN	TOYOTA	CORONA ST191 / 2000cc AT	1995	1.025	62,000,000	63,550,000
7280	101381	SEDAN	TOYOTA	CORONA ST191 / 2000cc AT	1994	1.025	56,000,000	57,400,000
7281	101381	SEDAN	TOYOTA	CORONA ST191 / 2000cc AT	1993	1.025	54,000,000	55,350,000
7282	101381	SEDAN	TOYOTA	CORONA ST191 / 2000cc MT	1998	1.025	77,000,000	78,925,000
7283	101381	SEDAN	TOYOTA	CORONA ST191 / 2000cc MT	1997	1.025	69,000,000	70,725,000
7284	101381	SEDAN	TOYOTA	CORONA ST191 / 2000cc MT	1996	1.025	62,000,000	63,550,000
7285	101381	SEDAN	TOYOTA	CORONA ST191 / 2000cc MT	1995	1.025	59,000,000	60,475,000
7286	101381	SEDAN	TOYOTA	CORONA ST191 / 2000cc MT	1994	1.025	54,000,000	55,350,000
7287	101381	SEDAN	TOYOTA	CORONA ST191 / 2000cc MT	1993	1.025	52,000,000	53,300,000
7288	101381	SEDAN	TOYOTA	CORONA STANDART	1984	1.025	23,000,000	23,575,000
7289	101381	SEDAN	TOYOTA	CORONA STANDART	1983	1.025	21,000,000	21,525,000
7290	101381	SEDAN	TOYOTA	CORONA STANDART	1982	1.025	19,000,000	19,475,000
7291	101381	SEDAN	TOYOTA	CORONA STANDART	1981	1.025	18,000,000	18,450,000
7292	101381	SEDAN	TOYOTA	CORONA STANDART	1980	1.025	11,000,000	11,275,000
7293	101381	SEDAN	TOYOTA	CORONA STANDART	1974	1.025	11,000,000	11,275,000

NO	KODING	JENIS	MEREK	TIPE	TH BUAT	BOBOT	NJKB	DP PKB
1	2	3	4	5	6	7	8	9
7294	101381	SEDAN	TOYOTA	CRESSIDA 2000 GLX	1990	1.025	25,000,000	25,625,000
7295	101381	SEDAN	TOYOTA	CRESSIDA 2000 GLX	1989	1.025	24,000,000	24,600,000
7296	101381	SEDAN	TOYOTA	CRESSIDA 2000 GLX	1988	1.025	23,000,000	23,575,000
7297	101381	SEDAN	TOYOTA	CRESSIDA 2000 GLX	1987	1.025	22,000,000	22,550,000
7298	101381	SEDAN	TOYOTA	CRESSIDA GX 71 AT	1989	1.025	29,000,000	29,725,000
7299	101381	SEDAN	TOYOTA	CRESSIDA GX 71 AT	1988	1.025	27,000,000	27,675,000
7300	101381	SEDAN	TOYOTA	CRESSIDA GX 71 AT	1987	1.025	26,000,000	26,650,000
7301	101381	SEDAN	TOYOTA	CRESSIDA GX 71 MT	1989	1.025	29,000,000	29,725,000
7302	101381	SEDAN	TOYOTA	CRESSIDA GX 71 MT	1988	1.025	27,000,000	27,675,000
7303	101381	SEDAN	TOYOTA	CRESSIDA GX 71 MT	1987	1.025	26,000,000	26,650,000
7304	101381	SEDAN	TOYOTA	CRESSIDA GX 71 MT	1986	1.025	25,000,000	25,625,000
7305	101381	SEDAN	TOYOTA	CRESSIDA GX 81 AT	1989	1.025	29,000,000	29,725,000
7306	101381	SEDAN	TOYOTA	CRESSIDA GX 81 AT	1988	1.025	27,000,000	27,675,000
7307	101381	SEDAN	TOYOTA	CRESSIDA GX 81 AT	1987	1.025	26,000,000	26,650,000
7308	101381	SEDAN	TOYOTA	CRESSIDA GX 81 MT	1989	1.025	29,000,000	29,725,000
7309	101381	SEDAN	TOYOTA	CRESSIDA GX 81 MT	1988	1.025	27,000,000	27,675,000
7310	101381	SEDAN	TOYOTA	CRESSIDA GX 81 MT	1987	1.025	26,000,000	26,650,000
7311	101381	SEDAN	TOYOTA	CRESSIDA GX 81 MT	1986	1.025	25,000,000	25,625,000
7312	101381	SEDAN	TOYOTA	CRESTA 1998cc	1997	1.025	66,000,000	67,650,000
7313	101381	SEDAN	TOYOTA	CRESTA 2500cc	1991	1.025	88,000,000	90,200,000
7314	101381	SEDAN	TOYOTA	CROWN	1980	1.025	10,000,000	10,250,000
7315	101381	SEDAN	TOYOTA	CROWN 2000cc AT (ROYAL SALOON)	1999	1.025	116,000,000	118,900,000
7316	101381	SEDAN	TOYOTA	CROWN 2000cc AT (ROYAL SALOON)	1998	1.025	102,000,000	104,550,000
7317	101381	SEDAN	TOYOTA	CROWN 2000cc AT (ROYAL SALOON)	1997	1.025	88,000,000	90,200,000
7318	101381	SEDAN	TOYOTA	CROWN 2000cc AT (ROYAL SALOON)	1996	1.025	73,000,000	74,825,000
7319	101381	SEDAN	TOYOTA	CROWN 2000cc AT (ROYAL SALOON)	1995	1.025	58,000,000	59,450,000
7320	101381	SEDAN	TOYOTA	CROWN 2000cc AT (ROYAL SALOON)	1994	1.025	52,000,000	53,300,000
7321	101381	SEDAN	TOYOTA	CROWN 2000cc AT (ROYAL SALOON)	1993	1.025	43,000,000	44,075,000
7322	101381	SEDAN	TOYOTA	CROWN 2000cc AT (ROYAL SALOON)	1992	1.025	34,000,000	34,850,000
7323	101381	SEDAN	TOYOTA	CROWN 2000cc AT (ROYAL SALOON)	1991	1.025	30,000,000	30,750,000
7324	101381	SEDAN	TOYOTA	CROWN 2000cc AT (ROYAL SALOON)	1990	1.025	25,000,000	25,625,000
7325	101381	SEDAN	TOYOTA	CROWN 2000cc AT (ROYAL SALOON)	1989	1.025	24,000,000	24,600,000
7326	101381	SEDAN	TOYOTA	CROWN 2800	1989	1.025	27,000,000	27,675,000
7327	101381	SEDAN	TOYOTA	CROWN 2800	1988	1.025	26,000,000	26,650,000
7328	101381	SEDAN	TOYOTA	CROWN 2800	1987	1.025	25,000,000	25,625,000
7329	101381	SEDAN	TOYOTA	CROWN 2800	1986	1.025	23,000,000	23,575,000
7330	101381	SEDAN	TOYOTA	CROWN 2800	1985	1.025	18,000,000	18,450,000
7331	101381	SEDAN	TOYOTA	CROWN 2800	1984	1.025	17,000,000	17,425,000
7332	101381	SEDAN	TOYOTA	CROWN 2800	1983	1.025	16,000,000	16,400,000
7333	101381	SEDAN	TOYOTA	CROWN 2800	1982	1.025	15,000,000	15,375,000
7334	101381	SEDAN	TOYOTA	CROWN 2800	1981	1.025	14,000,000	14,350,000
7335	101381	SEDAN	TOYOTA	CROWN 2800	1980	1.025	12,000,000	12,300,000
7336	101381	SEDAN	TOYOTA	CROWN 3000cc AT GRS182R-AETQK, CS	2010	1.025	921,000,000	944,025,000
7337	101381	SEDAN	TOYOTA	CROWN 3000cc AT GRS182R-AETQK, CS	2009	1.025	801,000,000	821,025,000
7338	101381	SEDAN	TOYOTA	CROWN 3000cc AT GRS182R-AETQK, CS	2008	1.025	720,000,000	738,000,000
7339	101381	SEDAN	TOYOTA	CROWN 3000cc AT GRS182R-AETQK, CS	2007	1.025	589,000,000	603,725,000
7340	101381	SEDAN	TOYOTA	CROWN 3000cc AT GRS182R-AETQK, CS	2006	1.025	525,000,000	538,125,000
7341	101381	SEDAN	TOYOTA	CROWN 3000cc AT GRS182R-AETQK, CS	2005	1.025	510,000,000	522,750,000
7342	101381	SEDAN	TOYOTA	CROWN 3000cc AT GRS182R-AETQK, CW	2010	1.025	1,060,000,000	1,086,500,000
7343	101381	SEDAN	TOYOTA	CROWN 3000cc AT GRS182R-AETQK, CW	2009	1.025	924,000,000	947,100,000
7344	101381	SEDAN	TOYOTA	CROWN 3000cc AT GRS182R-AETQK, CW	2008	1.025	815,000,000	835,375,000
7345	101381	SEDAN	TOYOTA	CROWN 3000cc AT GRS182R-AETQK, CW	2007	1.025	667,000,000	683,675,000
7346	101381	SEDAN	TOYOTA	CROWN 3000cc AT GRS182R-AETQK, CW	2006	1.025	596,000,000	610,900,000
7347	101381	SEDAN	TOYOTA	CROWN 3000cc AT GRS182R-AETQK, CW	2005	1.025	578,000,000	592,450,000
7348	101381	SEDAN	TOYOTA	CROWN 3000cc AT (ROYAL SALOON)	2006	1.025	495,000,000	507,375,000
7349	101381	SEDAN	TOYOTA	CROWN 3000cc AT (ROYAL SALOON)	2005	1.025	450,000,000	461,250,000
7350	101381	SEDAN	TOYOTA	CROWN 3000cc AT (ROYAL SALOON)	1999	1.025	122,000,000	125,050,000
7351	101381	SEDAN	TOYOTA	CROWN 3000cc AT (ROYAL SALOON)	1998	1.025	107,000,000	109,675,000
7352	101381	SEDAN	TOYOTA	CROWN 3000cc AT (ROYAL SALOON)	1997	1.025	93,000,000	95,325,000
7353	101381	SEDAN	TOYOTA	CROWN 3000cc AT (ROYAL SALOON)	1996	1.025	78,000,000	79,950,000
7354	101381	SEDAN	TOYOTA	CROWN 3000cc AT (ROYAL SALOON)	1995	1.025	65,000,000	66,625,000
7355	101381	SEDAN	TOYOTA	CROWN 3000cc AT (ROYAL SALOON)	1994	1.025	58,000,000	59,450,000
7356	101381	SEDAN	TOYOTA	CROWN 3000cc AT (ROYAL SALOON)	1993	1.025	50,000,000	51,250,000
7357	101381	SEDAN	TOYOTA	CROWN 3000cc AT (ROYAL SALOON)	1992	1.025	41,000,000	42,025,000
7358	101381	SEDAN	TOYOTA	CROWN 3000cc AT (ROYAL SALOON)	1991	1.025	34,000,000	34,850,000
7359	101381	SEDAN	TOYOTA	CROWN 3000cc AT (ROYAL SALOON)	1990	1.025	30,000,000	30,750,000
7360	101381	SEDAN	TOYOTA	CROWN 3000cc AT (ROYAL SALOON)	1989	1.025	29,000,000	29,725,000
7361	101381	SEDAN	TOYOTA	CROWN 3000cc AT (ROYAL SALOON STANDART)	2005	1.025	434,000,000	444,850,000
7362	101381	SEDAN	TOYOTA	CROWN 3.0 2 WD AT (CBU)	2006	1.025	472,000,000	483,800,000
7363	101381	SEDAN	TOYOTA	CROWN 3.0 2 WD AT (CBU)	2005	1.025	450,000,000	461,250,000
7364	101381	SEDAN	TOYOTA	CROWN 3.0 AT	2000	1.025	361,000,000	370,025,000
7365	101381	SEDAN	TOYOTA	CROWN A T 3L JZS 175R-AEPQF	2004	1.025	494,000,000	506,350,000
7366	101381	SEDAN	TOYOTA	CROWN A T 3L JZS 175R-AEPQF	2003	1.025	444,000,000	455,100,000
7367	101381	SEDAN	TOYOTA	CROWN A T 3L JZS 175R-AEPQF	2002	1.025	432,000,000	442,800,000
7368	101381	SEDAN	TOYOTA	CROWN A T 3L JZS 175R-AEPQF	2001	1.025	410,000,000	420,250,000
7369	101381	SEDAN	TOYOTA	CROWN ATHLETE 3.0	2006	1.025	528,000,000	541,200,000
7370	101381	SEDAN	TOYOTA	CROWN ATHLETE 3.0	2005	1.025	490,000,000	502,250,000
7371	101381	SEDAN	TOYOTA	CROWN ATHLETE G 2.5 AT	2015	1.025	832,000,000	852,800,000
7372	101381	SEDAN	TOYOTA	CROWN ATHLETE G 2.5 AT	2014	1.025	792,000,000	811,800,000
7373	101381	SEDAN	TOYOTA	CROWN DELUXE 2.600	1984	1.025	17,000,000	17,425,000
7374	101381	SEDAN	TOYOTA	CROWN DELUXE 2.600	1983	1.025	16,000,000	16,400,000
7375	101381	SEDAN	TOYOTA	CROWN DELUXE 2.600	1982	1.025	15,000,000	15,375,000
7376	101381	SEDAN	TOYOTA	CROWN DELUXE 2.600	1981	1.025	14,000,000	14,350,000
7377	101381	SEDAN	TOYOTA	CROWN DELUXE 2.600	1980	1.025	13,000,000	13,325,000
7378	101381	SEDAN	TOYOTA	CROWN DELUXE 2.600	1978	1.025	13,000,000	13,325,000
7379	101381	SEDAN	TOYOTA	CROWN ROYAL 3.0 AT (CBU)	2007	1.025	670,000,000	686,750,000
7380	101381	SEDAN	TOYOTA	CROWN ROYAL 3.0 AT (CBU)	2006	1.025	552,000,000	565,800,000
7381	101381	SEDAN	TOYOTA	CROWN ROYAL 3.0 AT (CBU)	2005	1.025	512,000,000	524,800,000

NO	KODING	JENIS	MERЕК	TIPE	TH BUAT	BOBOT	NJKB	DP PKB
1	2	3	4	5	6	7	8	9
7382	101381	SEDAN	TOYOTA	CROWN ROYAL 3.0 AUTOMATIC	2007	1.025	543,000,000	556,575,000
7383	101381	SEDAN	TOYOTA	CROWN ROYAL 3.0 AUTOMATIC	2006	1.025	463,000,000	474,575,000
7384	101381	SEDAN	TOYOTA	CROWN ROYAL SALOON 2.5G (4X2) A/T	2019	1.025	1,794,000,000	1,838,850,000
7385	101381	SEDAN	TOYOTA	CROWN ROYAL SALOON 2.5G AT	2018	1.025	1,794,000,000	1,838,850,000
7386	101381	SEDAN	TOYOTA	CROWN ROYAL SALOON 2.5G AT	2016	1.025	1,311,000,000	1,343,775,000
7387	101381	SEDAN	TOYOTA	CROWN ROYAL SALOON 2.5G AT	2015	1.025	1,245,000,000	1,276,125,000
7388	101381	SEDAN	TOYOTA	CROWN ROYAL SALOON 2.5G AT	2014	1.025	1,183,000,000	1,212,575,000
7389	101381	SEDAN	TOYOTA	CROWN ROYAL SALOON 2.5G AT	2013	1.025	1,124,000,000	1,152,100,000
7390	101381	SEDAN	TOYOTA	CROWN ROYAL SALOON 3.0G A/T	2013	1.025	1,058,000,000	1,084,450,000
7391	101381	SEDAN	TOYOTA	CROWN ROYAL SALOON 3.0G A/T	2012	1.025	1,048,000,000	1,074,200,000
7392	101381	SEDAN	TOYOTA	CROWN ROYAL SALOON 3.0G A/T	2011	1.025	1,028,000,000	1,053,700,000
7393	101381	SEDAN	TOYOTA	CROWN ROYAL SALOON 3.0G A/T	2010	1.025	1,008,000,000	1,033,200,000
7394	101381	SEDAN	TOYOTA	CROWN ROYAL SALOON 3.0G A/T	2009	1.025	924,000,000	947,100,000
7395	101381	SEDAN	TOYOTA	CROWN ROYAL SALOON G 2.5 AT	2015	1.025	860,000,000	881,500,000
7396	101381	SEDAN	TOYOTA	CROWN ROYAL SALOON G 2.5 AT	2014	1.025	819,000,000	839,475,000
7397	101381	SEDAN	TOYOTA	CROWN SUPER SALOON 2000cc MT	1999	1.025	114,000,000	116,850,000
7398	101381	SEDAN	TOYOTA	CROWN SUPER SALOON 2000cc MT	1998	1.025	99,000,000	101,475,000
7399	101381	SEDAN	TOYOTA	CROWN SUPER SALOON 2000cc MT	1997	1.025	84,000,000	86,100,000
7400	101381	SEDAN	TOYOTA	CROWN SUPER SALOON 2000cc MT	1996	1.025	70,000,000	71,750,000
7401	101381	SEDAN	TOYOTA	CROWN SUPER SALOON 2000cc MT	1995	1.025	55,000,000	56,375,000
7402	101381	SEDAN	TOYOTA	CROWN SUPER SALOON 2000cc MT	1994	1.025	50,000,000	51,250,000
7403	101381	SEDAN	TOYOTA	CROWN SUPER SALOON 2000cc MT	1993	1.025	41,000,000	42,025,000
7404	101381	SEDAN	TOYOTA	CROWN SUPER SALOON 2000cc MT	1992	1.025	32,000,000	32,800,000
7405	101381	SEDAN	TOYOTA	CROWN SUPER SALOON 2000cc MT	1991	1.025	26,000,000	26,650,000
7406	101381	SEDAN	TOYOTA	CROWN SUPER SALOON 2000cc MT	1990	1.025	25,000,000	25,625,000
7407	101381	SEDAN	TOYOTA	CROWN SUPER SALOON 2000cc MT	1989	1.025	24,000,000	24,600,000
7408	101381	SEDAN	TOYOTA	CROWN SUPER SALOON 3000cc MT	2001	1.025	214,000,000	219,350,000
7409	101381	SEDAN	TOYOTA	CROWN SUPER SALOON 3000cc MT	2000	1.025	178,000,000	182,450,000
7410	101381	SEDAN	TOYOTA	CROWN SUPER SALOON 3000cc MT	1999	1.025	116,000,000	118,900,000
7411	101381	SEDAN	TOYOTA	CROWN SUPER SALOON 3000cc MT	1998	1.025	105,000,000	107,625,000
7412	101381	SEDAN	TOYOTA	CROWN SUPER SALOON 3000cc MT	1997	1.025	90,000,000	92,250,000
7413	101381	SEDAN	TOYOTA	CROWN SUPER SALOON 3000cc MT	1996	1.025	76,000,000	77,900,000
7414	101381	SEDAN	TOYOTA	CROWN SUPER SALOON 3000cc MT	1995	1.025	62,000,000	63,550,000
7415	101381	SEDAN	TOYOTA	CROWN SUPER SALOON 3000cc MT	1994	1.025	55,000,000	56,375,000
7416	101381	SEDAN	TOYOTA	CROWN SUPER SALOON 3000cc MT	1993	1.025	46,000,000	47,150,000
7417	101381	SEDAN	TOYOTA	CROWN SUPER SALOON 3000cc MT	1992	1.025	38,000,000	38,950,000
7418	101381	SEDAN	TOYOTA	CROWN SUPER SALOON 3000cc MT	1991	1.025	32,000,000	32,800,000
7419	101381	SEDAN	TOYOTA	CROWN TAXI 3.0L MT, LXS12R-AEMBS	2007	1.025	203,000,000	208,075,000
7420	101381	SEDAN	TOYOTA	CROWN TAXI 3.0L MT, LXS12R-AEMBS	2006	1.025	179,000,000	183,475,000
7421	101381	SEDAN	TOYOTA	CROWN TAXI 3.0L MT, LXS12R-AEMBS	2005	1.025	172,000,000	176,300,000
7422	101381	SEDAN	TOYOTA	CROWN TAXI 3.0L MT, LXS12R-AEMBS	2004	1.025	156,000,000	159,900,000
7423	101381	SEDAN	TOYOTA	CROWN TAXI 3.0L MT, LXS12R-AEMBS	2003	1.025	132,000,000	135,300,000
7424	101381	SEDAN	TOYOTA	CYNOS 1331cc	1997	1.025	41,000,000	42,025,000
7425	101381	SEDAN	TOYOTA	ECHO 3000 / 1300cc	2002	1.025	105,000,000	107,625,000
7426	101381	SEDAN	TOYOTA	ECHO 3000 / 1300cc	2001	1.025	102,000,000	104,550,000
7427	101381	SEDAN	TOYOTA	ECHO 3000 / 1300cc	2000	1.025	95,000,000	97,375,000
7428	101381	SEDAN	TOYOTA	ESTIMA 2.4 2WD 2362 CC	2006	1.025	315,000,000	322,875,000
7429	101381	SEDAN	TOYOTA	ETIOS SEDAN 1.5 MT	2016	1.025	125,000,000	128,125,000
7430	101381	SEDAN	TOYOTA	ETIOS SEDAN 1.5 MT	2015	1.025	119,000,000	121,975,000
7431	101381	SEDAN	TOYOTA	ETIOS SEDAN 1.5 MT	2014	1.025	113,000,000	115,825,000
7432	101381	SEDAN	TOYOTA	ETIOS SEDAN 1.5 MT	2013	1.025	107,000,000	109,675,000
7433	101381	SEDAN	TOYOTA	IPSUM 2.0 AT	2000	1.025	148,000,000	151,700,000
7434	101381	SEDAN	TOYOTA	IPSUM 2.0 AT	1999	1.025	122,000,000	125,050,000
7435	101381	SEDAN	TOYOTA	IPSUM 2.0 AT	1998	1.025	116,000,000	118,900,000
7436	101381	SEDAN	TOYOTA	IPSUM 2.0 AT	1997	1.025	111,000,000	113,775,000
7437	101381	SEDAN	TOYOTA	LEVIN AT	1993	1.025	73,000,000	74,825,000
7438	101381	SEDAN	TOYOTA	LEXUS 300 / GS 300	2005	1.025	585,000,000	599,625,000
7439	101381	SEDAN	TOYOTA	LEXUS 300 / GS 300	2003	1.025	437,000,000	447,925,000
7440	101381	SEDAN	TOYOTA	LEXUS 300 / GS 300	2002	1.025	374,000,000	383,350,000
7441	101381	SEDAN	TOYOTA	LEXUS 300 / GS 300	2001	1.025	343,000,000	351,575,000
7442	101381	SEDAN	TOYOTA	LEXUS 300 / GS 300	2000	1.025	302,000,000	309,550,000
7443	101381	SEDAN	TOYOTA	LEXUS 300 / GS 300	1999	1.025	283,000,000	290,075,000
7444	101381	SEDAN	TOYOTA	LEXUS 300 / GS 300	1993	1.025	112,000,000	114,800,000
7445	101381	SEDAN	TOYOTA	LEXUS 4000cc	2000	1.025	283,000,000	290,075,000
7446	101381	SEDAN	TOYOTA	LEXUS 4000cc	1999	1.025	267,000,000	273,675,000
7447	101381	SEDAN	TOYOTA	LEXUS 4000cc	1998	1.025	248,000,000	254,200,000
7448	101381	SEDAN	TOYOTA	LEXUS 4000cc	1997	1.025	233,000,000	238,825,000
7449	101381	SEDAN	TOYOTA	LEXUS 4000cc	1996	1.025	194,000,000	198,850,000
7450	101381	SEDAN	TOYOTA	LEXUS 4000cc	1995	1.025	162,000,000	166,050,000
7451	101381	SEDAN	TOYOTA	LEXUS 4000cc	1994	1.025	125,000,000	128,125,000
7452	101381	SEDAN	TOYOTA	LEXUS 4000cc	1993	1.025	110,000,000	112,750,000
7453	101381	SEDAN	TOYOTA	LEXUS IS 200	2003	1.025	301,000,000	308,525,000
7454	101381	SEDAN	TOYOTA	LEXUS IS 200	2002	1.025	286,000,000	293,150,000
7455	101381	SEDAN	TOYOTA	LEXUS IS 200	2001	1.025	257,000,000	263,425,000
7456	101381	SEDAN	TOYOTA	LEXUS IS 200	2000	1.025	225,000,000	230,625,000
7457	101381	SEDAN	TOYOTA	LEXUS LS 430 AT	2005	1.025	940,000,000	963,500,000
7458	101381	SEDAN	TOYOTA	LEXUS LS 430 AT	2004	1.025	819,000,000	839,475,000
7459	101381	SEDAN	TOYOTA	LEXUS LS 430 AT	2003	1.025	721,000,000	739,025,000
7460	101381	SEDAN	TOYOTA	LEXUS LS 430 AT	2001	1.025	683,000,000	700,075,000
7461	101381	SEDAN	TOYOTA	LEXUS SC 430	2005	1.025	862,000,000	883,550,000
7462	101381	SEDAN	TOYOTA	LEXUS SC 430	2003	1.025	719,000,000	736,975,000
7463	101381	SEDAN	TOYOTA	LIMO 1500 NCP42R-EEMSKTD	2007	1.025	101,000,000	103,525,000
7464	101381	SEDAN	TOYOTA	LIMO 1500 NCP42R-EEMSKTD	2006	1.025	92,000,000	94,300,000
7465	101381	SEDAN	TOYOTA	LIMO 1.5 A/T	2016	1.025	165,000,000	169,125,000
7466	101381	SEDAN	TOYOTA	LIMO 1.5 A/T	2015	1.025	157,000,000	160,925,000
7467	101381	SEDAN	TOYOTA	LIMO 1.5 CVT	2017	1.025	171,000,000	175,275,000
7468	101381	SEDAN	TOYOTA	LIMO 1.5 CVT	2016	1.025	166,000,000	170,150,000
7469	101381	SEDAN	TOYOTA	LIMO 1.5 CVT (NSP151R-CEXDKD)	2019	1.025	185,000,000	189,625,000

NO	KODING	JENIS	MEREK	TIPE	TH BUAT	BOBOT	NJKB	DP PKB
1	2	3	4	5	6	7	8	9
7470	101381	SEDAN	TOYOTA	LIMO 1.5 CVT (NSP151R-CEXDKD)	2018	1.025	176,000,000	180,400,000
7471	101381	SEDAN	TOYOTA	LIMO 1.5 MT (NCP93R-BEMDKD)	2008	1.025	107,000,000	109,675,000
7472	101381	SEDAN	TOYOTA	LIMO 1.5 MT (NCP93R-BEMDKD)	2007	1.025	102,000,000	104,550,000
7473	101381	SEDAN	TOYOTA	LIMO 1.5 M/T (NSP151R-CEMDKD)	2019	1.025	170,000,000	174,250,000
7474	101381	SEDAN	TOYOTA	LIMO 1.5 M/T (NSP151R-CEMDKD)	2018	1.025	162,000,000	166,050,000
7475	101381	SEDAN	TOYOTA	LIMO 1.5 STD	2018	1.025	156,000,000	159,900,000
7476	101381	SEDAN	TOYOTA	LIMO 1.5 STD	2017	1.025	156,000,000	159,900,000
7477	101381	SEDAN	TOYOTA	LIMO 1.5 STD	2016	1.025	131,000,000	134,275,000
7478	101381	SEDAN	TOYOTA	LIMO 1.5 STD	2015	1.025	124,000,000	127,100,000
7479	101381	SEDAN	TOYOTA	LIMO 1.5 STD	2014	1.025	118,000,000	120,950,000
7480	101381	SEDAN	TOYOTA	LIMO 1.5 STD	2013	1.025	112,000,000	114,800,000
7481	101381	SEDAN	TOYOTA	LIMO 1.5 STD (NCP150R-BEMDKD)	2013	1.025	132,000,000	135,300,000
7482	101381	SEDAN	TOYOTA	LIMO 1.5 STD (NCP150R-CEMDKD)	2015	1.025	132,000,000	135,300,000
7483	101381	SEDAN	TOYOTA	LIMO 1.5 STD (NCP150R-CEMDKD)	2014	1.025	125,000,000	128,125,000
7484	101381	SEDAN	TOYOTA	LIMO 1.5 STD (NCP93R-BEMDKD)	2015	1.025	146,000,000	149,650,000
7485	101381	SEDAN	TOYOTA	LIMO 1.5 STD (NCP93R-BEMDKD)	2014	1.025	139,000,000	142,475,000
7486	101381	SEDAN	TOYOTA	LIMO 1.5 STD (NCP93R-BEMDKD)	2013	1.025	131,000,000	134,275,000
7487	101381	SEDAN	TOYOTA	LIMO 1.5 STD (NCP93R-BEMDKD)	2012	1.025	128,000,000	131,200,000
7488	101381	SEDAN	TOYOTA	LIMO 1.5 STD (NCP93R-BEMDKD)	2011	1.025	122,000,000	125,050,000
7489	101381	SEDAN	TOYOTA	LIMO 1.5 STD (NCP93R-BEMDKD)	2010	1.025	116,000,000	118,900,000
7490	101381	SEDAN	TOYOTA	LIMO 1.5 STD (NCP93R-BEMDKD)	2009	1.025	110,000,000	112,750,000
7491	101381	SEDAN	TOYOTA	LIMO 1.5 STD (NCP93R-BEMDKD)	2008	1.025	102,000,000	104,550,000
7492	101381	SEDAN	TOYOTA	LIMO PREMIUM 2.4	2011	1.025	306,000,000	313,650,000
7493	101381	SEDAN	TOYOTA	LIMO TAXI 1500 NC42 TX	2005	1.025	87,000,000	89,175,000
7494	101381	SEDAN	TOYOTA	LIMO TAXI 1500 NCP42R-EEMSKTD	2007	1.025	98,000,000	100,450,000
7495	101381	SEDAN	TOYOTA	LIMO TAXI 1500 NCP42R-EEMSKTD	2006	1.025	89,000,000	91,225,000
7496	101381	SEDAN	TOYOTA	LIMO TAXI 1500 NCP42R-EEMSKTD	2005	1.025	88,000,000	90,200,000
7497	101381	SEDAN	TOYOTA	LIMO TAXI 1500 NCP42R-EEMSKTD	2004	1.025	83,000,000	85,075,000
7498	101381	SEDAN	TOYOTA	LUXEL 1.8 AT	2005	1.025	131,000,000	134,275,000
7499	101381	SEDAN	TOYOTA	MAJESTA 4.3L AT	2006	1.025	691,000,000	708,275,000
7500	101381	SEDAN	TOYOTA	MAJESTA 4.3L AT	2005	1.025	658,000,000	674,450,000
7501	101381	SEDAN	TOYOTA	MARK X 2.5 AT	2015	1.025	466,000,000	477,650,000
7502	101381	SEDAN	TOYOTA	MARK X 2.5 AT	2014	1.025	443,000,000	454,075,000
7503	101381	SEDAN	TOYOTA	MARK X 2.5 AT	2013	1.025	421,000,000	431,525,000
7504	101381	SEDAN	TOYOTA	MARK X 2.5 AT	2012	1.025	400,000,000	410,000,000
7505	101381	SEDAN	TOYOTA	MARK X 3.0L AT	2006	1.025	327,000,000	335,175,000
7506	101381	SEDAN	TOYOTA	MARK X 3.0L AT	2005	1.025	313,000,000	320,825,000
7507	101381	SEDAN	TOYOTA	MR-2 MT, 1800cc	2005	1.025	254,000,000	260,350,000
7508	101381	SEDAN	TOYOTA	MR-S MT, 1800cc	2005	1.025	254,000,000	260,350,000
7509	101381	SEDAN	TOYOTA	MR-S MT, 1800cc	2001	1.025	190,000,000	194,750,000
7510	101381	SEDAN	TOYOTA	NEW CAMRY 2.4 G AT (ACV40R-JEAEKD)	2012	1.025	370,000,000	379,250,000
7511	101381	SEDAN	TOYOTA	NEW CAMRY 2.4 G AT (ACV40R-JEAEKD)	2011	1.025	363,000,000	372,075,000
7512	101381	SEDAN	TOYOTA	NEW CAMRY 2.4 G AT (ACV40R-JEAEKD)	2010	1.025	360,000,000	369,000,000
7513	101381	SEDAN	TOYOTA	NEW CAMRY 2.4 G AT (ACV40R-JEAEKD)	2009	1.025	321,000,000	329,025,000
7514	101381	SEDAN	TOYOTA	NEW CAMRY 2.4 G AT (ACV40R-JEAEKD)	2008	1.025	299,000,000	299,300,000
7515	101381	SEDAN	TOYOTA	NEW CAMRY 2.4 G AT (ACV40R-JEAEKD)	2007	1.025	263,000,000	269,575,000
7516	101381	SEDAN	TOYOTA	NEW CAMRY 2.4 G AT (ACV40R-JEAEKD)	2006	1.025	250,000,000	256,250,000
7517	101381	SEDAN	TOYOTA	NEW CAMRY 2.4 G AT Mi (CBU)	2005	1.025	309,000,000	316,725,000
7518	101381	SEDAN	TOYOTA	NEW CAMRY 2.4 G AT Mi (CBU)	2004	1.025	278,000,000	284,950,000
7519	101381	SEDAN	TOYOTA	NEW CAMRY 2.4 G MT Mi (CBU)	2005	1.025	286,000,000	293,150,000
7520	101381	SEDAN	TOYOTA	NEW CAMRY 2.4 G MT Mi (CBU)	2004	1.025	262,000,000	268,550,000
7521	101381	SEDAN	TOYOTA	NEW CAMRY 2.4 V AT (ACV40R-JEAGKD)	2012	1.025	391,000,000	400,775,000
7522	101381	SEDAN	TOYOTA	NEW CAMRY 2.4 V AT (ACV40R-JEAGKD)	2011	1.025	385,000,000	394,625,000
7523	101381	SEDAN	TOYOTA	NEW CAMRY 2.4 V AT (ACV40R-JEAGKD)	2010	1.025	381,000,000	390,525,000
7524	101381	SEDAN	TOYOTA	NEW CAMRY 2.4 V AT (ACV40R-JEAGKD)	2009	1.025	342,000,000	350,550,000
7525	101381	SEDAN	TOYOTA	NEW CAMRY 2.4 V AT (ACV40R-JEAGKD)	2008	1.025	313,000,000	320,825,000
7526	101381	SEDAN	TOYOTA	NEW CAMRY 2.4 V AT (ACV40R-JEAGKD)	2007	1.025	278,000,000	284,950,000
7527	101381	SEDAN	TOYOTA	NEW CAMRY 2.4 V AT (ACV40R-JEAGKD)	2006	1.025	265,000,000	271,625,000
7528	101381	SEDAN	TOYOTA	NEW CAMRY 3.0 V6 AT Mi	2005	1.025	334,000,000	342,350,000
7529	101381	SEDAN	TOYOTA	NEW CAMRY 3.0 V6 AT Mi	2004	1.025	302,000,000	309,550,000
7530	101381	SEDAN	TOYOTA	NEW CAMRY 3.5 Q AT (GSV40R-JETGKD)	2012	1.025	517,000,000	529,925,000
7531	101381	SEDAN	TOYOTA	NEW CAMRY 3.5 Q AT (GSV40R-JETGKD)	2011	1.025	508,000,000	520,700,000
7532	101381	SEDAN	TOYOTA	NEW CAMRY 3.5 Q AT (GSV40R-JETGKD)	2010	1.025	504,000,000	516,600,000
7533	101381	SEDAN	TOYOTA	NEW CAMRY 3.5 Q AT (GSV40R-JETGKD)	2009	1.025	459,000,000	470,475,000
7534	101381	SEDAN	TOYOTA	NEW CAMRY 3.5 Q AT (GSV40R-JETGKD)	2008	1.025	423,000,000	433,575,000
7535	101381	SEDAN	TOYOTA	NEW CAMRY 3.5 Q AT (GSV40R-JETGKD)	2007	1.025	341,000,000	349,525,000
7536	101381	SEDAN	TOYOTA	NEW CAMRY 3.5 Q AT (GSV40R-JETGKD)	2006	1.025	324,000,000	332,100,000
7537	101381	SEDAN	TOYOTA	NEW COROLLA 1600 MS-CRUIS	1997	1.025	73,000,000	74,825,000
7538	101381	SEDAN	TOYOTA	NEW COROLLA 1600 MS-CRUIS	1996	1.025	69,000,000	70,725,000
7539	101381	SEDAN	TOYOTA	NEW COROLLA 1.8 G AT	2008	1.025	226,000,000	231,650,000
7540	101381	SEDAN	TOYOTA	NEW COROLLA 1.8 G AT	2007	1.025	209,000,000	214,225,000
7541	101381	SEDAN	TOYOTA	NEW COROLLA 1.8 G AT	2006	1.025	199,000,000	203,975,000
7542	101381	SEDAN	TOYOTA	NEW COROLLA 1.8 G MT	2008	1.025	213,000,000	218,325,000
7543	101381	SEDAN	TOYOTA	NEW COROLLA 1.8 G MT	2007	1.025	196,000,000	200,900,000
7544	101381	SEDAN	TOYOTA	NEW COROLLA 1.8 G MT	2006	1.025	190,000,000	194,750,000
7545	101381	SEDAN	TOYOTA	NEW COROLLA 1.8 J MT	2008	1.025	193,000,000	197,825,000
7546	101381	SEDAN	TOYOTA	NEW COROLLA 1.8 J MT	2007	1.025	179,000,000	183,475,000
7547	101381	SEDAN	TOYOTA	NEW COROLLA 1.8 J MT	2006	1.025	170,000,000	174,250,000
7548	101381	SEDAN	TOYOTA	NEW VIOS 1.5 E MT (NCP42R-EEMSKTC)	2007	1.025	112,000,000	114,800,000
7549	101381	SEDAN	TOYOTA	NEW VIOS 1.5 E MT (NCP42R-EEMSKTC)	2006	1.025	107,000,000	109,675,000
7550	101381	SEDAN	TOYOTA	NEW VIOS 1.5 E MT (NCP42R-EEMSKTC)	2005	1.025	100,000,000	102,500,000
7551	101381	SEDAN	TOYOTA	NEW VIOS 1.5 G AT (NCP42R-EEPGKTD)	2007	1.025	131,000,000	134,275,000
7552	101381	SEDAN	TOYOTA	NEW VIOS 1.5 G AT (NCP42R-EEPGKTD)	2006	1.025	126,000,000	129,150,000
7553	101381	SEDAN	TOYOTA	NEW VIOS 1.5 G AT (NCP42R-EEPGKTD)	2005	1.025	120,000,000	123,000,000
7554	101381	SEDAN	TOYOTA	NEW VIOS 1.5 G MT (NCP42R-EEMGKT)	2007	1.025	123,000,000	126,075,000
7555	101381	SEDAN	TOYOTA	NEW VIOS 1.5 G MT (NCP42R-EEMGKT)	2006	1.025	119,000,000	121,975,000
7556	101381	SEDAN	TOYOTA	NEW VIOS 1.5 G MT (NCP42R-EEMGKT)	2005	1.025	115,000,000	117,875,000
7557	101381	SEDAN	TOYOTA	PUBLIKA	1980	1.025	11,000,000	11,275,000

NO	KODING	JENIS	MEREK	TIPE	TH BUAT	BOBOT	NJKB	DP PKB
1	2	3	4	5	6	7	8	9
7558	101381	SEDAN	TOYOTA	SECA ULTIMA AT, 1800cc	2001	1.025	134,000,000	137,350,000
7559	101381	SEDAN	TOYOTA	SOARER 2.5 GT-T AT	2003	1.025	550,000,000	563,750,000
7560	101381	SEDAN	TOYOTA	SOARER 2.5 GT-T AT	2002	1.025	495,000,000	507,375,000
7561	101381	SEDAN	TOYOTA	SOARER 2.5 GT-T AT	1999	1.025	264,000,000	270,600,000
7562	101381	SEDAN	TOYOTA	SOARER 4.000cc	1997	1.025	308,000,000	315,700,000
7563	101381	SEDAN	TOYOTA	SOARER 4.300cc	2003	1.025	756,000,000	774,900,000
7564	101381	SEDAN	TOYOTA	SOARER 4.300cc	2002	1.025	719,000,000	736,975,000
7565	101381	SEDAN	TOYOTA	SOARER 4.300cc	2001	1.025	633,000,000	648,825,000
7566	101381	SEDAN	TOYOTA	SOARER 4.300cc	1999	1.025	428,000,000	438,700,000
7567	101381	SEDAN	TOYOTA	SOARER 4.300cc	1998	1.025	339,000,000	347,475,000
7568	101381	SEDAN	TOYOTA	SOARER 4.300cc	1983	1.025	30,000,000	30,750,000
7569	101381	SEDAN	TOYOTA	SOARER SC 430	2003	1.025	756,000,000	774,900,000
7570	101381	SEDAN	TOYOTA	SOARER SC 430	2002	1.025	719,000,000	736,975,000
7571	101381	SEDAN	TOYOTA	SOARER SCV 430 (CBU)	2005	1.025	996,000,000	1,020,900,000
7572	101381	SEDAN	TOYOTA	SOLUNA AL 50 AT (GLi-AT)	2003	1.025	100,000,000	102,500,000
7573	101381	SEDAN	TOYOTA	SOLUNA AL 50 AT (GLi-AT)	2002	1.025	96,000,000	98,400,000
7574	101381	SEDAN	TOYOTA	SOLUNA AL 50 AT (GLi-AT)	2001	1.025	83,000,000	85,075,000
7575	101381	SEDAN	TOYOTA	SOLUNA AL 50 AT (GLi-AT)	2000	1.025	77,000,000	78,925,000
7576	101381	SEDAN	TOYOTA	SOLUNA AL 50 AT (GLi-AT)	1999	1.025	69,000,000	70,725,000
7577	101381	SEDAN	TOYOTA	SOLUNA AL 50 MT (GLi-MT)	2003	1.025	91,000,000	93,275,000
7578	101381	SEDAN	TOYOTA	SOLUNA AL 50 MT (GLi-MT)	2002	1.025	83,000,000	85,075,000
7579	101381	SEDAN	TOYOTA	SOLUNA AL 50 MT (GLi-MT)	2001	1.025	79,000,000	80,975,000
7580	101381	SEDAN	TOYOTA	SOLUNA AL 50 MT (GLi-MT)	2000	1.025	74,000,000	75,850,000
7581	101381	SEDAN	TOYOTA	SOLUNA AL 50 MT (GLi-MT)	1999	1.025	66,000,000	67,650,000
7582	101381	SEDAN	TOYOTA	SOLUNA ALF 50 (XLi)	2003	1.025	83,000,000	85,075,000
7583	101381	SEDAN	TOYOTA	SOLUNA ALF 50 (XLi)	2002	1.025	80,000,000	82,000,000
7584	101381	SEDAN	TOYOTA	SOLUNA ALF 50 (XLi)	2001	1.025	71,000,000	72,775,000
7585	101381	SEDAN	TOYOTA	SOLUNA ALF 50 (XLi)	2000	1.025	65,000,000	66,625,000
7586	101381	SEDAN	TOYOTA	SOLUNA ALF 50 (XLi)	1999	1.025	60,000,000	61,500,000
7587	101381	SEDAN	TOYOTA	SOLUNA ALF 50 (XLi) (KHUSUS TAXI)	2004	1.025	83,000,000	85,075,000
7588	101381	SEDAN	TOYOTA	SOLUNA ALF 50 (XLi) (KHUSUS TAXI)	2003	1.025	78,000,000	79,950,000
7589	101381	SEDAN	TOYOTA	SOLUNA ALF 50 (XLi) TAXI	2004	1.025	83,000,000	85,075,000
7590	101381	SEDAN	TOYOTA	SOLUNA ALF 50 (XLi) TAXI	2003	1.025	78,000,000	79,950,000
7591	101381	SEDAN	TOYOTA	SOLUNA ALF 50 (XLi) TAXI	2002	1.025	74,000,000	75,850,000
7592	101381	SEDAN	TOYOTA	SPRINTER	1999	1.025	85,000,000	87,125,000
7593	101381	SEDAN	TOYOTA	SPRINTER	1995	1.025	50,000,000	51,250,000
7594	101381	SEDAN	TOYOTA	SPRINTER	1988	1.025	30,000,000	30,750,000
7595	101381	SEDAN	TOYOTA	SPRINTER AE 91	1989	1.025	43,000,000	44,075,000
7596	101381	SEDAN	TOYOTA	STARLET EP 70 1000CC	1991	1.025	32,000,000	32,800,000
7597	101381	SEDAN	TOYOTA	STARLET EP 70 1000CC	1990	1.025	29,000,000	29,725,000
7598	101381	SEDAN	TOYOTA	STARLET EP 70 1000CC	1989	1.025	28,000,000	28,700,000
7599	101381	SEDAN	TOYOTA	STARLET EP 70 1000CC	1988	1.025	27,000,000	27,675,000
7600	101381	SEDAN	TOYOTA	STARLET EP 70 1000CC	1987	1.025	26,000,000	26,650,000
7601	101381	SEDAN	TOYOTA	STARLET EP 70 1000CC	1986	1.025	25,000,000	25,625,000
7602	101381	SEDAN	TOYOTA	STARLET EP 70 1000CC	1985	1.025	24,000,000	24,600,000
7603	101381	SEDAN	TOYOTA	STARLET EP 71 / 1300CC	1991	1.025	35,000,000	35,875,000
7604	101381	SEDAN	TOYOTA	STARLET EP 71 / 1300CC	1990	1.025	33,000,000	33,825,000
7605	101381	SEDAN	TOYOTA	STARLET EP 71 / 1300CC	1989	1.025	32,000,000	32,800,000
7606	101381	SEDAN	TOYOTA	STARLET EP 71 / 1300CC	1988	1.025	31,000,000	31,775,000
7607	101381	SEDAN	TOYOTA	STARLET EP 71 / 1300CC	1987	1.025	29,000,000	29,725,000
7608	101381	SEDAN	TOYOTA	STARLET EP 71 / 1300CC	1986	1.025	27,000,000	27,675,000
7609	101381	SEDAN	TOYOTA	STARLET EP 80 1000CC	1997	1.025	54,000,000	55,350,000
7610	101381	SEDAN	TOYOTA	STARLET EP 80 1000CC	1996	1.025	50,000,000	51,250,000
7611	101381	SEDAN	TOYOTA	STARLET EP 80 1000CC	1995	1.025	47,000,000	48,175,000
7612	101381	SEDAN	TOYOTA	STARLET EP 80 1000CC	1994	1.025	43,000,000	44,075,000
7613	101381	SEDAN	TOYOTA	STARLET EP 80 1000CC	1993	1.025	39,000,000	39,975,000
7614	101381	SEDAN	TOYOTA	STARLET EP 80 1000CC	1992	1.025	36,000,000	36,900,000
7615	101381	SEDAN	TOYOTA	STARLET EP 80 1000CC	1991	1.025	34,000,000	34,850,000
7616	101381	SEDAN	TOYOTA	STARLET EP 80 1000CC	1990	1.025	32,000,000	32,800,000
7617	101381	SEDAN	TOYOTA	STARLET EP 81 / 1300CC	2000	1.025	71,000,000	72,775,000
7618	101381	SEDAN	TOYOTA	STARLET EP 81 / 1300CC	1999	1.025	66,000,000	67,650,000
7619	101381	SEDAN	TOYOTA	STARLET EP 81 / 1300CC	1998	1.025	63,000,000	64,575,000
7620	101381	SEDAN	TOYOTA	STARLET EP 81 / 1300CC	1997	1.025	59,000,000	60,475,000
7621	101381	SEDAN	TOYOTA	STARLET EP 81 / 1300CC	1996	1.025	54,000,000	55,350,000
7622	101381	SEDAN	TOYOTA	STARLET EP 81 / 1300CC	1995	1.025	50,000,000	51,250,000
7623	101381	SEDAN	TOYOTA	STARLET EP 81 / 1300CC	1994	1.025	47,000,000	48,175,000
7624	101381	SEDAN	TOYOTA	STARLET EP 81 / 1300CC	1993	1.025	43,000,000	44,075,000
7625	101381	SEDAN	TOYOTA	STARLET EP 81 / 1300CC	1992	1.025	39,000,000	39,975,000
7626	101381	SEDAN	TOYOTA	STARLET EP 81 / 1300CC	1991	1.025	37,000,000	37,925,000
7627	101381	SEDAN	TOYOTA	STARLET EP 81 / 1300CC	1990	1.025	35,000,000	35,875,000
7628	101381	SEDAN	TOYOTA	STARLET SE SPORT Y / 1300cc	2000	1.025	71,000,000	72,775,000
7629	101381	SEDAN	TOYOTA	STARLET SE SPORT Y / 1300cc	1999	1.025	66,000,000	67,650,000
7630	101381	SEDAN	TOYOTA	STARLET SE SPORT Y / 1300cc	1998	1.025	63,000,000	64,575,000
7631	101381	SEDAN	TOYOTA	STARLET SE SPORT Y / 1300cc	1997	1.025	59,000,000	60,475,000
7632	101381	SEDAN	TOYOTA	STARLET SE SPORT Y / 1300cc	1996	1.025	54,000,000	55,350,000
7633	101381	SEDAN	TOYOTA	STARLET SE SPORT Y / 1300cc	1995	1.025	50,000,000	51,250,000
7634	101381	SEDAN	TOYOTA	STARLET SE SPORT Y / 1300cc	1994	1.025	47,000,000	48,175,000
7635	101381	SEDAN	TOYOTA	STARLET SE SPORT Y / 1300cc	1993	1.025	43,000,000	44,075,000
7636	101381	SEDAN	TOYOTA	STARLET SE SPORT Y / 1300cc	1992	1.025	39,000,000	39,975,000
7637	101381	SEDAN	TOYOTA	STARLET SE SPORT Y / 1300cc	1991	1.025	35,000,000	35,875,000
7638	101381	SEDAN	TOYOTA	STARLET SE SPORT Y / 1300cc	1990	1.025	31,000,000	31,775,000
7639	101381	SEDAN	TOYOTA	STARLET SE SPORT Y / 1300cc	1989	1.025	30,000,000	30,750,000
7640	101381	SEDAN	TOYOTA	STARLET SE SPORT Y / 1300cc	1988	1.025	29,000,000	29,725,000
7641	101381	SEDAN	TOYOTA	STARLET SE SPORT Y / 1300cc	1987	1.025	28,000,000	28,700,000
7642	101381	SEDAN	TOYOTA	STARLET SE SPORT Y / 1300cc	1986	1.025	27,000,000	27,675,000
7643	101381	SEDAN	TOYOTA	STARLET XL 1000CC	1997	1.025	54,000,000	55,350,000
7644	101381	SEDAN	TOYOTA	STARLET XL 1000CC	1996	1.025	50,000,000	51,250,000
7645	101381	SEDAN	TOYOTA	STARLET XL 1000CC	1995	1.025	47,000,000	48,175,000

NO	KODING	JENIS	MEREK	TIPE	TH BUAT	BOBOT	NJKB	DP PKB
1	2	3	4	5	6	7	8	9
7646	101381	SEDAN	TOYOTA	STARLET XL 1000CC	1994	1.025	43,000,000	44,075,000
7647	101381	SEDAN	TOYOTA	STARLET XL 1000CC	1993	1.025	39,000,000	39,975,000
7648	101381	SEDAN	TOYOTA	STARLET XL 1000CC	1992	1.025	35,000,000	35,875,000
7649	101381	SEDAN	TOYOTA	STARLET XL 1000CC	1991	1.025	32,000,000	32,800,000
7650	101381	SEDAN	TOYOTA	STARLET XL 1000CC	1990	1.025	29,000,000	29,725,000
7651	101381	SEDAN	TOYOTA	STARLET XL 1000CC	1989	1.025	28,000,000	28,700,000
7652	101381	SEDAN	TOYOTA	STARLET XL 1000CC	1988	1.025	27,000,000	27,675,000
7653	101381	SEDAN	TOYOTA	STARLET XL 1000CC	1987	1.025	26,000,000	26,650,000
7654	101381	SEDAN	TOYOTA	STARLET XL 1000CC	1986	1.025	25,000,000	25,625,000
7655	101381	SEDAN	TOYOTA	STARLET XL 1000CC	1985	1.025	24,000,000	24,600,000
7656	101381	SEDAN	TOYOTA	SUPRA RZ / 3000cc	2003	1.025	392,000,000	401,800,000
7657	101381	SEDAN	TOYOTA	SUPRA RZ / 3000cc	2002	1.025	352,000,000	360,800,000
7658	101381	SEDAN	TOYOTA	SUPRA RZ / 3000cc	2001	1.025	317,000,000	324,925,000
7659	101381	SEDAN	TOYOTA	SUPRA RZ / 3000cc	2000	1.025	281,000,000	288,025,000
7660	101381	SEDAN	TOYOTA	SUPRA RZ / 3000cc	1993	1.025	199,000,000	203,975,000
7661	101381	SEDAN	TOYOTA	TIARA	1983	1.025	19,000,000	19,475,000
7662	101381	SEDAN	TOYOTA	TIARA	1982	1.025	17,000,000	17,425,000
7663	101381	SEDAN	TOYOTA	TIARA	1981	1.025	16,000,000	16,400,000
7664	101381	SEDAN	TOYOTA	TIARA	1980	1.025	14,000,000	14,350,000
7665	101381	SEDAN	TOYOTA	TOYOTA 700	1980	1.025	9,000,000	9,225,000
7666	101381	SEDAN	TOYOTA	TOYOTA SUPRA 3.0L A/T	2019	1.025	1,492,000,000	1,529,300,000
7667	101381	SEDAN	TOYOTA	VAN 2 CYL	1987	1.025	14,000,000	14,350,000
7668	101381	SEDAN	TOYOTA	VAN 2 CYL	1986	1.025	13,000,000	13,325,000
7669	101381	SEDAN	TOYOTA	VEROSSA 2.5 L AT / 2491cc	2003	1.025	317,000,000	324,925,000
7670	101381	SEDAN	TOYOTA	VEROSSA 2.5 L AT / 2491cc	2002	1.025	293,000,000	300,325,000
7671	101381	SEDAN	TOYOTA	VIENTA GRAND	1998	1.025	109,000,000	111,725,000
7672	101381	SEDAN	TOYOTA	VINYL	1988	1.025	19,000,000	19,475,000
7673	101381	SEDAN	TOYOTA	VIOS 1500 NCP42R-EEMGKT (G MT)	2007	1.025	122,000,000	125,050,000
7674	101381	SEDAN	TOYOTA	VIOS 1500 NCP42R-EEMGKT (G MT)	2006	1.025	119,000,000	121,975,000
7675	101381	SEDAN	TOYOTA	VIOS 1500 NCP42R-EEMGKT (G MT)	2005	1.025	115,000,000	117,875,000
7676	101381	SEDAN	TOYOTA	VIOS 1500 NCP42R-EEMGKT (G MT)	2004	1.025	104,000,000	106,600,000
7677	101381	SEDAN	TOYOTA	VIOS 1500 NCP42R-EEMGKT (G MT)	2003	1.025	97,000,000	99,425,000
7678	101381	SEDAN	TOYOTA	VIOS 1500 NCP42R-EEMSKTC (E MT)	2007	1.025	108,000,000	110,700,000
7679	101381	SEDAN	TOYOTA	VIOS 1500 NCP42R-EEMSKTC (E MT)	2006	1.025	105,000,000	107,625,000
7680	101381	SEDAN	TOYOTA	VIOS 1500 NCP42R-EEMSKTC (E MT)	2005	1.025	102,000,000	104,550,000
7681	101381	SEDAN	TOYOTA	VIOS 1500 NCP42R-EEMSKTC (E MT)	2004	1.025	93,000,000	95,325,000
7682	101381	SEDAN	TOYOTA	VIOS 1500 NCP42R-EEMSKTC (E MT)	2003	1.025	85,000,000	87,125,000
7683	101381	SEDAN	TOYOTA	VIOS 1500 NCP42R-EEPGKTD (G AT)	2007	1.025	125,000,000	128,125,000
7684	101381	SEDAN	TOYOTA	VIOS 1500 NCP42R-EEPGKTD (G AT)	2006	1.025	122,000,000	125,050,000
7685	101381	SEDAN	TOYOTA	VIOS 1500 NCP42R-EEPGKTD (G AT)	2005	1.025	121,000,000	124,025,000
7686	101381	SEDAN	TOYOTA	VIOS 1500 NCP42R-EEPGKTD (G AT)	2004	1.025	110,000,000	112,750,000
7687	101381	SEDAN	TOYOTA	VIOS 1500 NCP42R-EEPGKTD (G AT)	2003	1.025	103,000,000	105,575,000
7688	101381	SEDAN	TOYOTA	VIOS 1.5 E A/T	2016	1.025	205,000,000	210,125,000
7689	101381	SEDAN	TOYOTA	VIOS 1.5 E A/T (NCP150R-BEPRKD)	2013	1.025	172,000,000	176,300,000
7690	101381	SEDAN	TOYOTA	VIOS 1.5 E A/T (NCP150R-CEPRKD)	2015	1.025	196,000,000	200,900,000
7691	101381	SEDAN	TOYOTA	VIOS 1.5 E A/T (NCP150R-CEPRKD)	2014	1.025	172,000,000	176,300,000
7692	101381	SEDAN	TOYOTA	VIOS 1.5 E CVT	2017	1.025	223,000,000	228,575,000
7693	101381	SEDAN	TOYOTA	VIOS 1.5 E CVT	2016	1.025	210,000,000	215,250,000
7694	101381	SEDAN	TOYOTA	VIOS 1.5 E CVT (NSP151R-CEXRKD)	2019	1.025	238,000,000	243,950,000
7695	101381	SEDAN	TOYOTA	VIOS 1.5 E CVT (NSP151R-CEXRKD)	2018	1.025	227,000,000	232,675,000
7696	101381	SEDAN	TOYOTA	VIOS 1.5 E M/T	2017	1.025	212,000,000	217,300,000
7697	101381	SEDAN	TOYOTA	VIOS 1.5 E M/T	2016	1.025	198,000,000	202,950,000
7698	101381	SEDAN	TOYOTA	VIOS 1.5 E M/T (NCP150R-BEMRKD)	2013	1.025	167,000,000	171,175,000
7699	101381	SEDAN	TOYOTA	VIOS 1.5 E M/T (NCP150R-CEMRKD)	2015	1.025	190,000,000	194,750,000
7700	101381	SEDAN	TOYOTA	VIOS 1.5 E M/T (NCP150R-CEMRKD)	2014	1.025	175,000,000	179,375,000
7701	101381	SEDAN	TOYOTA	VIOS 1.5 E MT (NCP93R-BEMRKD)	2015	1.025	260,000,000	266,500,000
7702	101381	SEDAN	TOYOTA	VIOS 1.5 E MT (NCP93R-BEMRKD)	2014	1.025	248,000,000	254,200,000
7703	101381	SEDAN	TOYOTA	VIOS 1.5 E MT (NCP93R-BEMRKD)	2013	1.025	237,000,000	242,925,000
7704	101381	SEDAN	TOYOTA	VIOS 1.5 E MT (NCP93R-BEMRKD)	2012	1.025	224,000,000	229,600,000
7705	101381	SEDAN	TOYOTA	VIOS 1.5 E MT (NCP93R-BEMRKD)	2011	1.025	214,000,000	219,350,000
7706	101381	SEDAN	TOYOTA	VIOS 1.5 E MT (NCP93R-BEMRKD)	2010	1.025	160,000,000	164,000,000
7707	101381	SEDAN	TOYOTA	VIOS 1.5 E MT (NCP93R-BEMRKD)	2009	1.025	145,000,000	148,625,000
7708	101381	SEDAN	TOYOTA	VIOS 1.5 E MT (NCP93R-BEMRKD)	2008	1.025	129,000,000	132,225,000
7709	101381	SEDAN	TOYOTA	VIOS 1.5 E MT (NCP93R-BEMRKD)	2007	1.025	114,000,000	116,850,000
7710	101381	SEDAN	TOYOTA	VIOS 1.5 E M/T (NSP151R-CEMRKD)	2019	1.025	228,000,000	233,700,000
7711	101381	SEDAN	TOYOTA	VIOS 1.5 E M/T (NSP151R-CEMRKD)	2018	1.025	217,000,000	222,425,000
7712	101381	SEDAN	TOYOTA	VIOS 1.5 G A/T	2016	1.025	225,000,000	230,625,000
7713	101381	SEDAN	TOYOTA	VIOS 1.5 G AT DRESS UP	2005	1.025	132,000,000	135,300,000
7714	101381	SEDAN	TOYOTA	VIOS 1.5 G AT DRESS UP	2004	1.025	125,000,000	128,125,000
7715	101381	SEDAN	TOYOTA	VIOS 1.5 G A/T (NCP150R-BEPRKD)	2013	1.025	191,000,000	195,775,000
7716	101381	SEDAN	TOYOTA	VIOS 1.5 G A/T (NCP150R-CEPGKD)	2015	1.025	219,000,000	224,475,000
7717	101381	SEDAN	TOYOTA	VIOS 1.5 G A/T (NCP150R-CEPGKD)	2014	1.025	209,000,000	214,225,000
7718	101381	SEDAN	TOYOTA	VIOS 1.5 G AUTOMATIC (NCP93R-BEPGKD)	2015	1.025	233,000,000	238,825,000
7719	101381	SEDAN	TOYOTA	VIOS 1.5 G AUTOMATIC (NCP93R-BEPGKD)	2014	1.025	222,000,000	227,550,000
7720	101381	SEDAN	TOYOTA	VIOS 1.5 G AUTOMATIC (NCP93R-BEPGKD)	2013	1.025	212,000,000	217,300,000
7721	101381	SEDAN	TOYOTA	VIOS 1.5 G AUTOMATIC (NCP93R-BEPGKD)	2012	1.025	200,000,000	205,000,000
7722	101381	SEDAN	TOYOTA	VIOS 1.5 G AUTOMATIC (NCP93R-BEPGKD)	2011	1.025	190,000,000	194,750,000
7723	101381	SEDAN	TOYOTA	VIOS 1.5 G AUTOMATIC (NCP93R-BEPGKD)	2010	1.025	181,000,000	185,525,000
7724	101381	SEDAN	TOYOTA	VIOS 1.5 G AUTOMATIC (NCP93R-BEPGKD)	2009	1.025	165,000,000	169,125,000
7725	101381	SEDAN	TOYOTA	VIOS 1.5 G AUTOMATIC (NCP93R-BEPGKD)	2008	1.025	149,000,000	152,725,000
7726	101381	SEDAN	TOYOTA	VIOS 1.5 G AUTOMATIC (NCP93R-BEPGKD)	2007	1.025	135,000,000	138,375,000
7727	101381	SEDAN	TOYOTA	VIOS 1.5 G CVT	2017	1.025	240,000,000	246,000,000
7728	101381	SEDAN	TOYOTA	VIOS 1.5 G CVT	2016	1.025	228,000,000	233,700,000
7729	101381	SEDAN	TOYOTA	VIOS 1.5 G CVT (NSP151R-CEXGKD)	2019	1.025	255,000,000	261,375,000
7730	101381	SEDAN	TOYOTA	VIOS 1.5 G CVT (NSP151R-CEXGKD)	2018	1.025	243,000,000	249,075,000
7731	101381	SEDAN	TOYOTA	VIOS 1.5 G M/T	2017	1.025	227,000,000	232,675,000
7732	101381	SEDAN	TOYOTA	VIOS 1.5 G M/T	2016	1.025	213,000,000	218,325,000
7733	101381	SEDAN	TOYOTA	VIOS 1.5 G MT DRESS UP	2005	1.025	124,000,000	127,100,000

NO	KODING	JENIS	MEREK	TIPE	TH BUAT	BOBOT	NJKB	DP PKB
1	2	3	4	5	6	7	8	9
7734	101381	SEDAN	TOYOTA	VIOS 1.5 G MT DRESS UP	2004	1.025	116,000,000	118,900,000
7735	101381	SEDAN	TOYOTA	VIOS 1.5 G M/T (NCP150-BEMGKD)	2013	1.025	181,000,000	185,525,000
7736	101381	SEDAN	TOYOTA	VIOS 1.5 G M/T (NCP150R-CEMGKD)	2015	1.025	205,000,000	210,125,000
7737	101381	SEDAN	TOYOTA	VIOS 1.5 G M/T (NCP150R-CEMGKD)	2014	1.025	198,000,000	202,950,000
7738	101381	SEDAN	TOYOTA	VIOS 1.5 G MT (NCP93R-BEMGKD)	2015	1.025	222,000,000	227,550,000
7739	101381	SEDAN	TOYOTA	VIOS 1.5 G MT (NCP93R-BEMGKD)	2014	1.025	211,000,000	216,275,000
7740	101381	SEDAN	TOYOTA	VIOS 1.5 G MT (NCP93R-BEMGKD)	2013	1.025	199,000,000	203,975,000
7741	101381	SEDAN	TOYOTA	VIOS 1.5 G MT (NCP93R-BEMGKD)	2012	1.025	188,000,000	192,700,000
7742	101381	SEDAN	TOYOTA	VIOS 1.5 G MT (NCP93R-BEMGKD)	2011	1.025	180,000,000	184,500,000
7743	101381	SEDAN	TOYOTA	VIOS 1.5 G MT (NCP93R-BEMGKD)	2010	1.025	171,000,000	175,275,000
7744	101381	SEDAN	TOYOTA	VIOS 1.5 G MT (NCP93R-BEMGKD)	2009	1.025	155,000,000	158,875,000
7745	101381	SEDAN	TOYOTA	VIOS 1.5 G MT (NCP93R-BEMGKD)	2008	1.025	139,000,000	142,475,000
7746	101381	SEDAN	TOYOTA	VIOS 1.5 G MT (NCP93R-BEMGKD)	2007	1.025	125,000,000	128,125,000
7747	101381	SEDAN	TOYOTA	VIOS 1.5 G M/T (NSP151R-CEMGKD)	2019	1.025	243,000,000	249,075,000
7748	101381	SEDAN	TOYOTA	VIOS 1.5 G M/T (NSP151R-CEMGKD)	2018	1.025	231,000,000	236,775,000
7749	101381	SEDAN	TOYOTA	VOLTZ 1.8 AT	2006	1.025	177,000,000	181,425,000
7750	101381	SEDAN	TOYOTA	VOLTZ 1.8 AT	2005	1.025	170,000,000	174,250,000
7751	101383	SEDAN	TRIUMPH	HERALD 2 CYL	1980	1.025	7,000,000	7,175,000
7752	101383	SEDAN	TRIUMPH	HERALD COUPE	1980	1.025	9,000,000	9,225,000
7753	101383	SEDAN	TRIUMPH	HERALD SALOON 4 CYL	1980	1.025	9,000,000	9,225,000
7754	101390	SEDAN	VANGUARD	VAUKHAL 2000	1980	1.025	8,000,000	8,200,000
7755	101393	SEDAN	VAUXHAL	VAUKHAL VELOX	1980	1.025	8,000,000	8,200,000
7756	101400	SEDAN	VOLKSWAGEN	1200	1980	1.025	14,000,000	14,350,000
7757	101400	SEDAN	VOLKSWAGEN	1300	1980	1.025	20,000,000	20,500,000
7758	101400	SEDAN	VOLKSWAGEN	1302	1980	1.025	20,000,000	20,500,000
7759	101400	SEDAN	VOLKSWAGEN	1302 S	1980	1.025	20,000,000	20,500,000
7760	101400	SEDAN	VOLKSWAGEN	1303	1980	1.025	21,000,000	21,525,000
7761	101400	SEDAN	VOLKSWAGEN	1303 S	1998	1.025	129,000,000	132,225,000
7762	101400	SEDAN	VOLKSWAGEN	1303 S	1980	1.025	21,000,000	21,525,000
7763	101400	SEDAN	VOLKSWAGEN	131	1980	1.025	11,000,000	11,275,000
7764	101400	SEDAN	VOLKSWAGEN	144	1984	1.025	21,000,000	21,525,000
7765	101400	SEDAN	VOLKSWAGEN	144	1980	1.025	12,500,000	12,812,500
7766	101400	SEDAN	VOLKSWAGEN	1500	1980	1.025	9,000,000	9,225,000
7767	101400	SEDAN	VOLKSWAGEN	1600	1980	1.025	14,000,000	14,350,000
7768	101400	SEDAN	VOLKSWAGEN	1700	1980	1.025	16,000,000	16,400,000
7769	101400	SEDAN	VOLKSWAGEN	1700 CB	1982	1.025	25,000,000	25,625,000
7770	101400	SEDAN	VOLKSWAGEN	1700 CB	1981	1.025	23,000,000	23,575,000
7771	101400	SEDAN	VOLKSWAGEN	1700 CB	1980	1.025	18,000,000	18,450,000
7772	101400	SEDAN	VOLKSWAGEN	1800	1980	1.025	18,000,000	18,450,000
7773	101400	SEDAN	VOLKSWAGEN	224-611	1980	1.025	12,000,000	12,300,000
7774	101400	SEDAN	VOLKSWAGEN	3.13740458	1980	1.025	11,000,000	11,275,000
7775	101400	SEDAN	VOLKSWAGEN	411	1980	1.025	11,000,000	11,275,000
7776	101400	SEDAN	VOLKSWAGEN	411 TL 4 PINTU	1980	1.025	11,000,000	11,275,000
7777	101400	SEDAN	VOLKSWAGEN	AB 911 NEW BEETLE 2.000cc	2009	1.025	412,000,000	422,300,000
7778	101400	SEDAN	VOLKSWAGEN	AB 911 NEW BEETLE 2.000cc	2008	1.025	355,000,000	363,875,000
7779	101400	SEDAN	VOLKSWAGEN	AB 911 NEW BEETLE 2.000cc	2007	1.025	346,000,000	354,650,000
7780	101400	SEDAN	VOLKSWAGEN	AB 911 NEW BEETLE 2.000cc	2006	1.025	312,000,000	319,800,000
7781	101400	SEDAN	VOLKSWAGEN	AB 911 NEW BEETLE 2.000cc	2005	1.025	283,000,000	290,075,000
7782	101400	SEDAN	VOLKSWAGEN	AB 911 NEW BEETLE 2.000cc	2004	1.025	244,000,000	250,100,000
7783	101400	SEDAN	VOLKSWAGEN	AB 911 NEW BEETLE 2.000cc	2003	1.025	219,000,000	224,475,000
7784	101400	SEDAN	VOLKSWAGEN	AB 911 NEW BEETLE 2.000cc	2002	1.025	207,000,000	212,175,000
7785	101400	SEDAN	VOLKSWAGEN	AB 911 NEW BEETLE 2.000cc	2001	1.025	187,000,000	191,675,000
7786	101400	SEDAN	VOLKSWAGEN	AB 911 NEW BEETLE 2.000cc	2000	1.025	164,000,000	168,100,000
7787	101400	SEDAN	VOLKSWAGEN	CARMENGHIA	1980	1.025	13,000,000	13,325,000
7788	101400	SEDAN	VOLKSWAGEN	DELUXE	1980	1.025	11,500,000	11,787,500
7789	101400	SEDAN	VOLKSWAGEN	GARMADIA	2003	1.025	133,000,000	136,325,000
7790	101400	SEDAN	VOLKSWAGEN	GARMADIA	1980	1.025	11,000,000	11,275,000
7791	101400	SEDAN	VOLKSWAGEN	GOLF 1500cc	1980	1.025	15,000,000	15,375,000
7792	101400	SEDAN	VOLKSWAGEN	GOLF 1.6	2008	1.025	224,000,000	229,600,000
7793	101400	SEDAN	VOLKSWAGEN	GOLF 1.6	2007	1.025	191,000,000	195,775,000
7794	101400	SEDAN	VOLKSWAGEN	GOLF 1.6 AT	2009	1.025	269,000,000	275,725,000
7795	101400	SEDAN	VOLKSWAGEN	GOLF 1.6 AT	2008	1.025	232,000,000	237,800,000
7796	101400	SEDAN	VOLKSWAGEN	GOLF 1.6 AT	2007	1.025	195,000,000	199,875,000
7797	101400	SEDAN	VOLKSWAGEN	GOLF 1.6 AT	2006	1.025	183,000,000	187,575,000
7798	101400	SEDAN	VOLKSWAGEN	GOLF 1.6 AT	2005	1.025	167,000,000	171,175,000
7799	101400	SEDAN	VOLKSWAGEN	GOLF 1.6 AT	2004	1.025	147,000,000	150,675,000
7800	101400	SEDAN	VOLKSWAGEN	GOLF 1.6 AT	2003	1.025	133,000,000	136,325,000
7801	101400	SEDAN	VOLKSWAGEN	GOLF 1.6 AT	2002	1.025	130,000,000	133,250,000
7802	101400	SEDAN	VOLKSWAGEN	GOLF 1.6 AT	2001	1.025	126,000,000	129,150,000
7803	101400	SEDAN	VOLKSWAGEN	GOLF 1.6 LUXURY AT	2007	1.025	224,000,000	229,600,000
7804	101400	SEDAN	VOLKSWAGEN	GOLF 1.6 LUXURY AT	2006	1.025	209,000,000	214,225,000
7805	101400	SEDAN	VOLKSWAGEN	GOLF 1.6 LUXURY AT	2005	1.025	189,000,000	193,725,000
7806	101400	SEDAN	VOLKSWAGEN	GOLF 1.6 LUXURY AT	2004	1.025	160,000,000	164,000,000
7807	101400	SEDAN	VOLKSWAGEN	GOLF 1.6 LUXURY TIPTRONIC	2007	1.025	224,000,000	229,600,000
7808	101400	SEDAN	VOLKSWAGEN	GOLF 1.6 LUXURY TIPTRONIC	2006	1.025	209,000,000	214,225,000
7809	101400	SEDAN	VOLKSWAGEN	GOLF 1.6 LUXURY TIPTRONIC	2005	1.025	189,000,000	193,725,000
7810	101400	SEDAN	VOLKSWAGEN	GOLF 1.6 LUXURY TIPTRONIC	2004	1.025	160,000,000	164,000,000
7811	101400	SEDAN	VOLKSWAGEN	GOLF 2.0	2008	1.025	230,000,000	235,750,000
7812	101400	SEDAN	VOLKSWAGEN	GOLF 2.0	2007	1.025	218,000,000	223,450,000
7813	101400	SEDAN	VOLKSWAGEN	GOLF 2.0 FSi	2008	1.025	279,000,000	285,975,000
7814	101400	SEDAN	VOLKSWAGEN	GOLF 2.0 FSi	2007	1.025	277,000,000	283,925,000
7815	101400	SEDAN	VOLKSWAGEN	GOLF 2.0 FSi	2006	1.025	242,000,000	248,050,000
7816	101400	SEDAN	VOLKSWAGEN	GOLF 2.0 FSi	2005	1.025	218,000,000	223,450,000
7817	101400	SEDAN	VOLKSWAGEN	GOLF 2.0 FSi	2004	1.025	170,000,000	174,250,000
7818	101400	SEDAN	VOLKSWAGEN	GOLF 2.0 FS-i TIPTRONIC	2006	1.025	263,000,000	269,575,000
7819	101400	SEDAN	VOLKSWAGEN	GOLF 2.0 FS-i TIPTRONIC	2005	1.025	227,000,000	232,675,000
7820	101400	SEDAN	VOLKSWAGEN	GOLF 2.0 FS-i TIPTRONIC	2004	1.025	193,000,000	197,825,000
7821	101400	SEDAN	VOLKSWAGEN	GOLF 3.2	2007	1.025	424,000,000	434,600,000

NO	KODING	JENIS	MEREK	TIPE	TH BUAT	BOBOT	NJKB	DP PKB
1	2	3	4	5	6	7	8	9
7822	101400	SEDAN	VOLKSWAGEN	GOLF GTI 1.8 MT	2007	1.025	214,000,000	219,350,000
7823	101400	SEDAN	VOLKSWAGEN	GOLF GTI 1.8 MT	2006	1.025	204,000,000	209,100,000
7824	101400	SEDAN	VOLKSWAGEN	GOLF GTI 1.8 MT	2005	1.025	185,000,000	189,625,000
7825	101400	SEDAN	VOLKSWAGEN	GOLF GTI 1.8 MT	2004	1.025	164,000,000	168,100,000
7826	101400	SEDAN	VOLKSWAGEN	GOLF GTI 1.8 MT	2003	1.025	152,000,000	155,800,000
7827	101400	SEDAN	VOLKSWAGEN	GOLF GTI 1.8 MT	2002	1.025	147,000,000	150,675,000
7828	101400	SEDAN	VOLKSWAGEN	GOLF GTI 1.8 MT	2001	1.025	144,000,000	147,600,000
7829	101400	SEDAN	VOLKSWAGEN	GOLF GTI 1.8 MT	2000	1.025	140,000,000	143,500,000
7830	101400	SEDAN	VOLKSWAGEN	GOLF GTI 2.0L AT 3PINTU	2009	1.025	364,000,000	373,100,000
7831	101400	SEDAN	VOLKSWAGEN	GOLF GTI 2.0L AT 3PINTU	2008	1.025	310,000,000	317,750,000
7832	101400	SEDAN	VOLKSWAGEN	GOLF GTI 2.0L AT 3PINTU	2007	1.025	308,000,000	315,700,000
7833	101400	SEDAN	VOLKSWAGEN	GOLF GTI 2.0L AT 3PINTU	2006	1.025	281,000,000	288,025,000
7834	101400	SEDAN	VOLKSWAGEN	GOLF GTI 2.0L AT 3PINTU	2005	1.025	259,000,000	265,475,000
7835	101400	SEDAN	VOLKSWAGEN	GOLF GTI 2.0L AT 5PINTU	2012	1.025	469,000,000	480,725,000
7836	101400	SEDAN	VOLKSWAGEN	GOLF GTI 2.0L AT 5PINTU	2011	1.025	459,000,000	470,475,000
7837	101400	SEDAN	VOLKSWAGEN	GOLF GTI 2.0L AT 5PINTU	2010	1.025	428,000,000	438,700,000
7838	101400	SEDAN	VOLKSWAGEN	GOLF GTI 2.0L AT 5PINTU	2009	1.025	371,000,000	380,275,000
7839	101400	SEDAN	VOLKSWAGEN	GOLF GTI 2.0L AT 5PINTU	2008	1.025	317,000,000	324,925,000
7840	101400	SEDAN	VOLKSWAGEN	GOLF GTI 2.0L AT 5PINTU	2007	1.025	316,000,000	323,900,000
7841	101400	SEDAN	VOLKSWAGEN	GOLF GTI 2.0L AT 5PINTU	2006	1.025	288,000,000	295,200,000
7842	101400	SEDAN	VOLKSWAGEN	GOLF GTI 2.0L AT 5PINTU	2005	1.025	266,000,000	272,650,000
7843	101400	SEDAN	VOLKSWAGEN	GOLF PLUS 2.0 GT TDI MT	2005	1.025	236,000,000	241,900,000
7844	101400	SEDAN	VOLKSWAGEN	K.70.L	1980	1.025	16,500,000	16,912,500
7845	101400	SEDAN	VOLKSWAGEN	NEW BEETLE 1.6	2012	1.025	393,000,000	402,825,000
7846	101400	SEDAN	VOLKSWAGEN	NEW BEETLE 1.6	2011	1.025	384,000,000	393,600,000
7847	101400	SEDAN	VOLKSWAGEN	NEW BEETLE 1.6	2010	1.025	361,000,000	370,025,000
7848	101400	SEDAN	VOLKSWAGEN	NEW BEETLE 1.6	2009	1.025	343,000,000	351,575,000
7849	101400	SEDAN	VOLKSWAGEN	NEW BEETLE 1.6	2008	1.025	282,000,000	289,050,000
7850	101400	SEDAN	VOLKSWAGEN	NEW BEETLE 1.6	2007	1.025	239,000,000	244,975,000
7851	101400	SEDAN	VOLKSWAGEN	NEW BEETLE 1.6	2006	1.025	227,000,000	232,675,000
7852	101400	SEDAN	VOLKSWAGEN	NEW BEETLE 1.6	2005	1.025	207,000,000	212,175,000
7853	101400	SEDAN	VOLKSWAGEN	NEW BEETLE 1.6	2004	1.025	178,000,000	182,450,000
7854	101400	SEDAN	VOLKSWAGEN	NEW BEETLE 1.6	2003	1.025	162,000,000	166,050,000
7855	101400	SEDAN	VOLKSWAGEN	NEW BEETLE 1.6	2002	1.025	154,000,000	157,850,000
7856	101400	SEDAN	VOLKSWAGEN	NEW BEETLE 2.0 AT	2012	1.025	471,000,000	482,775,000
7857	101400	SEDAN	VOLKSWAGEN	NEW BEETLE 2.0 AT	2011	1.025	461,000,000	472,525,000
7858	101400	SEDAN	VOLKSWAGEN	NEW BEETLE 2.0 AT	2010	1.025	433,000,000	443,825,000
7859	101400	SEDAN	VOLKSWAGEN	NEW BEETLE 2.0 AT	2009	1.025	412,000,000	422,300,000
7860	101400	SEDAN	VOLKSWAGEN	NEW BEETLE 2.0 AT	2008	1.025	339,000,000	347,475,000
7861	101400	SEDAN	VOLKSWAGEN	NEW BEETLE 2.0 AT	2007	1.025	320,000,000	328,000,000
7862	101400	SEDAN	VOLKSWAGEN	NEW BEETLE 2.0 AT	2006	1.025	301,000,000	308,525,000
7863	101400	SEDAN	VOLKSWAGEN	NEW BEETLE 2.0 AT	2005	1.025	276,000,000	282,900,000
7864	101400	SEDAN	VOLKSWAGEN	NEW BEETLE 2.0 AT	2004	1.025	242,000,000	248,050,000
7865	101400	SEDAN	VOLKSWAGEN	NEW BEETLE 2.0 AT	2003	1.025	226,000,000	231,650,000
7866	101400	SEDAN	VOLKSWAGEN	NEW BEETLE 2.0 AT	2002	1.025	222,000,000	227,550,000
7867	101400	SEDAN	VOLKSWAGEN	NEW BEETLE 2.0 AT	2001	1.025	209,000,000	214,225,000
7868	101400	SEDAN	VOLKSWAGEN	NEW BEETLE 2.0 CABRIOLET	2012	1.025	550,000,000	563,750,000
7869	101400	SEDAN	VOLKSWAGEN	NEW BEETLE 2.0 CABRIOLET	2011	1.025	538,000,000	551,450,000
7870	101400	SEDAN	VOLKSWAGEN	NEW BEETLE 2.0 CABRIOLET	2010	1.025	495,000,000	507,375,000
7871	101400	SEDAN	VOLKSWAGEN	NEW BEETLE 2.0 CABRIOLET	2009	1.025	470,000,000	481,750,000
7872	101400	SEDAN	VOLKSWAGEN	NEW BEETLE 2.0 CABRIOLET	2008	1.025	397,000,000	406,925,000
7873	101400	SEDAN	VOLKSWAGEN	NEW BEETLE 2.0 CABRIOLET	2007	1.025	318,000,000	325,950,000
7874	101400	SEDAN	VOLKSWAGEN	NEW BEETLE 2.0 CABRIOLET	2006	1.025	299,000,000	306,475,000
7875	101400	SEDAN	VOLKSWAGEN	NEW BEETLE 2.0 CABRIOLET	2005	1.025	274,000,000	280,850,000
7876	101400	SEDAN	VOLKSWAGEN	NEW BEETLE 2.0 CABRIOLET	2004	1.025	205,000,000	210,125,000
7877	101400	SEDAN	VOLKSWAGEN	NEW BEETLE 2.0L TRIPTONIK	2005	1.025	277,000,000	283,925,000
7878	101400	SEDAN	VOLKSWAGEN	NEW GOLF 1.6 AT	2007	1.025	199,000,000	203,975,000
7879	101400	SEDAN	VOLKSWAGEN	PASSAT 1600cc	1980	1.025	12,500,000	12,812,500
7880	101400	SEDAN	VOLKSWAGEN	PASSAT 1.8	2006	1.025	327,000,000	335,175,000
7881	101400	SEDAN	VOLKSWAGEN	PASSAT 1.8	2005	1.025	300,000,000	307,500,000
7882	101400	SEDAN	VOLKSWAGEN	PASSAT 1.8	2004	1.025	260,000,000	266,500,000
7883	101400	SEDAN	VOLKSWAGEN	PASSAT 1.8	2003	1.025	241,000,000	247,025,000
7884	101400	SEDAN	VOLKSWAGEN	PASSAT 1.8	2002	1.025	230,000,000	235,750,000
7885	101400	SEDAN	VOLKSWAGEN	PASSAT 1.8	2001	1.025	218,000,000	223,450,000
7886	101400	SEDAN	VOLKSWAGEN	PASSAT 1.8 L TURBO AT TIPTRONIC	2005	1.025	300,000,000	307,500,000
7887	101400	SEDAN	VOLKSWAGEN	PASSAT 1.8 L TURBO AT TIPTRONIC	2004	1.025	261,000,000	267,525,000
7888	101400	SEDAN	VOLKSWAGEN	PASSAT 2.8	2006	1.025	365,000,000	374,125,000
7889	101400	SEDAN	VOLKSWAGEN	PASSAT 2.8	2005	1.025	336,000,000	344,400,000
7890	101400	SEDAN	VOLKSWAGEN	PASSAT 2.8	2004	1.025	295,000,000	302,375,000
7891	101400	SEDAN	VOLKSWAGEN	PASSAT 2.8	2003	1.025	276,000,000	282,900,000
7892	101400	SEDAN	VOLKSWAGEN	PASSAT 2.8	2002	1.025	269,000,000	275,725,000
7893	101400	SEDAN	VOLKSWAGEN	PASSAT 2.8	2001	1.025	256,000,000	262,400,000
7894	101400	SEDAN	VOLKSWAGEN	PASSAT 2.8 L V6 TIPTRONIC	2005	1.025	348,000,000	356,700,000
7895	101400	SEDAN	VOLKSWAGEN	PASSAT L 1300cc	1980	1.025	12,500,000	12,812,500
7896	101400	SEDAN	VOLKSWAGEN	PASSAT LS 131	1980	1.025	13,000,000	13,325,000
7897	101400	SEDAN	VOLKSWAGEN	PASSAT LS 324	1980	1.025	13,000,000	13,325,000
7898	101400	SEDAN	VOLKSWAGEN	POLO 1.4 AT (2 PINTU)	2009	1.025	185,000,000	189,625,000
7899	101400	SEDAN	VOLKSWAGEN	POLO 1.4 AT (2 PINTU)	2008	1.025	159,000,000	162,975,000
7900	101400	SEDAN	VOLKSWAGEN	POLO 1.4 AT (2 PINTU)	2007	1.025	154,000,000	157,850,000
7901	101400	SEDAN	VOLKSWAGEN	POLO 1.4 AT (2 PINTU)	2006	1.025	142,000,000	145,550,000
7902	101400	SEDAN	VOLKSWAGEN	POLO 1.4 AT (2 PINTU)	2005	1.025	130,000,000	133,250,000
7903	101400	SEDAN	VOLKSWAGEN	POLO 1.4 AT (2 PINTU)	2004	1.025	112,000,000	114,800,000
7904	101400	SEDAN	VOLKSWAGEN	POLO 1.4 AT (2 PINTU)	2003	1.025	102,000,000	104,550,000
7905	101400	SEDAN	VOLKSWAGEN	POLO 1.4 AT (2 PINTU)	2002	1.025	97,000,000	99,425,000
7906	101400	SEDAN	VOLKSWAGEN	POLO 1.4 AT (4 PINTU)	2008	1.025	163,000,000	167,075,000
7907	101400	SEDAN	VOLKSWAGEN	POLO 1.4 AT (4 PINTU)	2007	1.025	159,000,000	162,975,000
7908	101400	SEDAN	VOLKSWAGEN	POLO 1.4 AT (4 PINTU)	2006	1.025	146,000,000	149,650,000
7909	101400	SEDAN	VOLKSWAGEN	POLO 1.4 AT (4 PINTU)	2005	1.025	133,000,000	136,325,000

NO	KODING	JENIS	MEREK	TIPE	TH BUAT	BOBOT	NJKB	DP PKB
1	2	3	4	5	6	7	8	9
7910	101400	SEDAN	VOLKSWAGEN	POLO 1.4 AT (4 PINTU)	2004	1.025	111,000,000	113,775,000
7911	101400	SEDAN	VOLKSWAGEN	POLO 1.4 AT (4 PINTU)	2003	1.025	102,000,000	104,550,000
7912	101400	SEDAN	VOLKSWAGEN	POLO 1.4 AT (4 PINTU)	2002	1.025	97,000,000	99,425,000
7913	101400	SEDAN	VOLKSWAGEN	POLO 1.4 MT (2 PINTU)	2008	1.025	149,000,000	152,725,000
7914	101400	SEDAN	VOLKSWAGEN	POLO 1.4 MT (2 PINTU)	2007	1.025	142,000,000	145,550,000
7915	101400	SEDAN	VOLKSWAGEN	POLO 1.4 MT (2 PINTU)	2006	1.025	130,000,000	133,250,000
7916	101400	SEDAN	VOLKSWAGEN	POLO 1.4 MT (2 PINTU)	2005	1.025	119,000,000	121,975,000
7917	101400	SEDAN	VOLKSWAGEN	POLO 1.4 MT (2 PINTU)	2004	1.025	104,000,000	106,600,000
7918	101400	SEDAN	VOLKSWAGEN	POLO 1.4 MT (2 PINTU)	2003	1.025	95,000,000	97,375,000
7919	101400	SEDAN	VOLKSWAGEN	POLO 1.4 MT (2 PINTU)	2002	1.025	91,000,000	93,275,000
7920	101400	SEDAN	VOLKSWAGEN	POLO 1.4 MT (4 PINTU)	2010	1.025	190,000,000	194,750,000
7921	101400	SEDAN	VOLKSWAGEN	POLO 1.4 MT (4 PINTU)	2009	1.025	181,000,000	185,525,000
7922	101400	SEDAN	VOLKSWAGEN	POLO 1.4 MT (4 PINTU)	2008	1.025	159,000,000	162,975,000
7923	101400	SEDAN	VOLKSWAGEN	POLO 1.4 MT (4 PINTU)	2007	1.025	146,000,000	149,650,000
7924	101400	SEDAN	VOLKSWAGEN	POLO 1.4 MT (4 PINTU)	2006	1.025	136,000,000	139,400,000
7925	101400	SEDAN	VOLKSWAGEN	POLO 1.4 MT (4 PINTU)	2005	1.025	123,000,000	126,075,000
7926	101400	SEDAN	VOLKSWAGEN	STWG 1200cc	1980	1.025	9,000,000	9,225,000
7927	101400	SEDAN	VOLKSWAGEN	T.L 1600	1980	1.025	12,000,000	12,300,000
7928	101400	SEDAN	VOLKSWAGEN	VARIANT 1500	1980	1.025	9,000,000	9,225,000
7929	101400	SEDAN	VOLKSWAGEN	VW NEW GOLF 1.6 AT	2006	1.025	191,000,000	195,775,000
7930	101401	SEDAN	VOLVO	122 S	1980	1.025	11,500,000	11,787,500
7931	101401	SEDAN	VOLVO	142 S	1980	1.025	11,500,000	11,787,500
7932	101401	SEDAN	VOLVO	144	1980	1.025	11,000,000	11,275,000
7933	101401	SEDAN	VOLVO	144 S	1980	1.025	11,500,000	11,787,500
7934	101401	SEDAN	VOLVO	145	1980	1.025	11,000,000	11,275,000
7935	101401	SEDAN	VOLVO	164	1980	1.025	11,500,000	11,787,500
7936	101401	SEDAN	VOLVO	164 S	1980	1.025	11,500,000	11,787,500
7937	101401	SEDAN	VOLVO	240 GL 2361cc	1990	1.025	21,000,000	21,525,000
7938	101401	SEDAN	VOLVO	240 GL 2361cc	1989	1.025	20,000,000	20,500,000
7939	101401	SEDAN	VOLVO	240 GL 2361cc	1988	1.025	19,000,000	19,475,000
7940	101401	SEDAN	VOLVO	240 GL 2361cc	1987	1.025	18,000,000	18,450,000
7941	101401	SEDAN	VOLVO	240 GL 2361cc	1986	1.025	16,000,000	16,400,000
7942	101401	SEDAN	VOLVO	240 GL 2361cc	1985	1.025	14,000,000	14,350,000
7943	101401	SEDAN	VOLVO	240 GL 2361cc	1984	1.025	13,000,000	13,325,000
7944	101401	SEDAN	VOLVO	240 GL 2361cc	1983	1.025	12,000,000	12,300,000
7945	101401	SEDAN	VOLVO	240 GLE	1990	1.025	21,000,000	21,525,000
7946	101401	SEDAN	VOLVO	240 GLE	1989	1.025	20,000,000	20,500,000
7947	101401	SEDAN	VOLVO	240 GLE	1988	1.025	19,000,000	19,475,000
7948	101401	SEDAN	VOLVO	244	1988	1.025	20,000,000	20,500,000
7949	101401	SEDAN	VOLVO	244	1987	1.025	19,000,000	19,475,000
7950	101401	SEDAN	VOLVO	244	1986	1.025	18,000,000	18,450,000
7951	101401	SEDAN	VOLVO	244	1985	1.025	16,000,000	16,400,000
7952	101401	SEDAN	VOLVO	244	1984	1.025	15,000,000	15,375,000
7953	101401	SEDAN	VOLVO	244	1983	1.025	14,000,000	14,350,000
7954	101401	SEDAN	VOLVO	244	1982	1.025	13,000,000	13,325,000
7955	101401	SEDAN	VOLVO	244	1981	1.025	12,000,000	12,300,000
7956	101401	SEDAN	VOLVO	244	1980	1.025	11,000,000	11,275,000
7957	101401	SEDAN	VOLVO	244 DL	1988	1.025	20,000,000	20,500,000
7958	101401	SEDAN	VOLVO	244 DL	1987	1.025	19,000,000	19,475,000
7959	101401	SEDAN	VOLVO	244 DL	1986	1.025	18,000,000	18,450,000
7960	101401	SEDAN	VOLVO	244 DL	1985	1.025	16,000,000	16,400,000
7961	101401	SEDAN	VOLVO	244 DL	1984	1.025	15,500,000	15,887,500
7962	101401	SEDAN	VOLVO	244 DL	1983	1.025	15,000,000	15,375,000
7963	101401	SEDAN	VOLVO	244 DL	1982	1.025	14,500,000	14,862,500
7964	101401	SEDAN	VOLVO	244 DL	1981	1.025	14,000,000	14,350,000
7965	101401	SEDAN	VOLVO	244 DL	1980	1.025	11,000,000	11,275,000
7966	101401	SEDAN	VOLVO	244 GL	1988	1.025	20,000,000	20,500,000
7967	101401	SEDAN	VOLVO	244 GL	1987	1.025	19,000,000	19,475,000
7968	101401	SEDAN	VOLVO	244 GL	1986	1.025	18,000,000	18,450,000
7969	101401	SEDAN	VOLVO	244 GL	1985	1.025	16,000,000	16,400,000
7970	101401	SEDAN	VOLVO	244 GL	1984	1.025	15,500,000	15,887,500
7971	101401	SEDAN	VOLVO	244 GL	1983	1.025	15,000,000	15,375,000
7972	101401	SEDAN	VOLVO	244 GL	1982	1.025	14,500,000	14,862,500
7973	101401	SEDAN	VOLVO	244 GL	1981	1.025	14,000,000	14,350,000
7974	101401	SEDAN	VOLVO	244 GL	1980	1.025	11,000,000	11,275,000
7975	101401	SEDAN	VOLVO	245	1981	1.025	15,000,000	15,375,000
7976	101401	SEDAN	VOLVO	245	1980	1.025	13,000,000	13,325,000
7977	101401	SEDAN	VOLVO	262 AT	1980	1.025	15,000,000	15,375,000
7978	101401	SEDAN	VOLVO	264 GL	1985	1.025	18,000,000	18,450,000
7979	101401	SEDAN	VOLVO	264 GL	1984	1.025	17,500,000	17,937,500
7980	101401	SEDAN	VOLVO	264 GL	1983	1.025	17,000,000	17,425,000
7981	101401	SEDAN	VOLVO	264 GL	1982	1.025	16,500,000	16,912,500
7982	101401	SEDAN	VOLVO	264 GL	1981	1.025	16,000,000	16,400,000
7983	101401	SEDAN	VOLVO	264 GL	1980	1.025	12,000,000	12,300,000
7984	101401	SEDAN	VOLVO	264 GL AT	1981	1.025	18,000,000	18,450,000
7985	101401	SEDAN	VOLVO	264 GL AT	1980	1.025	12,500,000	12,812,500
7986	101401	SEDAN	VOLVO	340 DL 1397cc	1989	1.025	18,000,000	18,450,000
7987	101401	SEDAN	VOLVO	340 DL 1397cc	1988	1.025	16,000,000	16,400,000
7988	101401	SEDAN	VOLVO	340 DL 1397cc	1987	1.025	15,000,000	15,375,000
7989	101401	SEDAN	VOLVO	340 DL 1397cc	1986	1.025	13,000,000	13,325,000
7990	101401	SEDAN	VOLVO	340 DL 1397cc	1985	1.025	12,000,000	12,300,000
7991	101401	SEDAN	VOLVO	340 GL	1989	1.025	18,000,000	18,450,000
7992	101401	SEDAN	VOLVO	340 GL	1988	1.025	16,000,000	16,400,000
7993	101401	SEDAN	VOLVO	340 GL	1987	1.025	15,000,000	15,375,000
7994	101401	SEDAN	VOLVO	340 GL	1986	1.025	13,000,000	13,325,000
7995	101401	SEDAN	VOLVO	340 GL	1985	1.025	12,000,000	12,300,000
7996	101401	SEDAN	VOLVO	340 GL	1984	1.025	11,800,000	12,095,000
7997	101401	SEDAN	VOLVO	340 GL	1983	1.025	11,600,000	11,890,000

NO	KODING	JENIS	MEREK	TIPE	TH BUAT	BOBOT	NJKB	DP PKB
1	2	3	4	5	6	7	8	9
7998	101401	SEDAN	VOLVO	340 GL	1982	1.025	11,400,000	11,685,000
7999	101401	SEDAN	VOLVO	340 GL	1981	1.025	11,200,000	11,480,000
8000	101401	SEDAN	VOLVO	340 GL	1980	1.025	11,000,000	11,275,000
8001	101401	SEDAN	VOLVO	340 GLE	1988	1.025	18,000,000	18,450,000
8002	101401	SEDAN	VOLVO	340 GLE	1987	1.025	16,000,000	16,400,000
8003	101401	SEDAN	VOLVO	340 GLE	1986	1.025	14,000,000	14,350,000
8004	101401	SEDAN	VOLVO	740	1993	1.025	29,000,000	29,725,000
8005	101401	SEDAN	VOLVO	740	1992	1.025	26,000,000	26,650,000
8006	101401	SEDAN	VOLVO	740	1991	1.025	23,000,000	23,575,000
8007	101401	SEDAN	VOLVO	740	1990	1.025	20,000,000	20,500,000
8008	101401	SEDAN	VOLVO	740	1989	1.025	19,500,000	19,987,500
8009	101401	SEDAN	VOLVO	740	1988	1.025	19,000,000	19,475,000
8010	101401	SEDAN	VOLVO	740 GLE 2300cc	1993	1.025	29,000,000	29,725,000
8011	101401	SEDAN	VOLVO	740 GLE 2300cc	1992	1.025	26,000,000	26,650,000
8012	101401	SEDAN	VOLVO	740 GLE 2300cc	1991	1.025	23,000,000	23,575,000
8013	101401	SEDAN	VOLVO	740 GLE 2300cc	1990	1.025	20,000,000	20,500,000
8014	101401	SEDAN	VOLVO	740 GLE 2300cc	1989	1.025	19,000,000	19,475,000
8015	101401	SEDAN	VOLVO	740 GLE 2300cc	1988	1.025	18,000,000	18,450,000
8016	101401	SEDAN	VOLVO	850 GLT	1998	1.025	81,000,000	83,025,000
8017	101401	SEDAN	VOLVO	850 GLT	1997	1.025	69,000,000	70,725,000
8018	101401	SEDAN	VOLVO	850 GLT	1996	1.025	62,000,000	63,550,000
8019	101401	SEDAN	VOLVO	850 GLT	1995	1.025	57,000,000	58,425,000
8020	101401	SEDAN	VOLVO	850 GLT AT	1997	1.025	70,000,000	71,750,000
8021	101401	SEDAN	VOLVO	850 GLT AT	1996	1.025	62,000,000	63,550,000
8022	101401	SEDAN	VOLVO	850 GLT AT	1995	1.025	57,000,000	58,425,000
8023	101401	SEDAN	VOLVO	940	1993	1.025	36,000,000	36,900,000
8024	101401	SEDAN	VOLVO	940 E	1998	1.025	89,000,000	91,225,000
8025	101401	SEDAN	VOLVO	940 SE	1994	1.025	49,000,000	50,225,000
8026	101401	SEDAN	VOLVO	960 24 V AT	1997	1.025	59,000,000	60,475,000
8027	101401	SEDAN	VOLVO	960 24 V AT	1996	1.025	54,000,000	55,350,000
8028	101401	SEDAN	VOLVO	960 24 V AT	1995	1.025	46,000,000	47,150,000
8029	101401	SEDAN	VOLVO	960 24 V AT	1994	1.025	43,000,000	44,075,000
8030	101401	SEDAN	VOLVO	960 24 V ROYAL	1998	1.025	65,000,000	66,625,000
8031	101401	SEDAN	VOLVO	960 3000cc BUILT UP EKS KTT NON BLOCK X	1992	1.025	60,000,000	61,500,000
8032	101401	SEDAN	VOLVO	960 ESTATE HB	1993	1.025	66,000,000	67,650,000
8033	101401	SEDAN	VOLVO	960 ESTATE HB	1992	1.025	57,000,000	58,425,000
8034	101401	SEDAN	VOLVO	960 EXECUTIVE	1998	1.025	168,000,000	172,200,000
8035	101401	SEDAN	VOLVO	960 EXECUTIVE	1997	1.025	147,000,000	150,675,000
8036	101401	SEDAN	VOLVO	960 EXECUTIVE	1996	1.025	128,000,000	131,200,000
8037	101401	SEDAN	VOLVO	960 GL AT	2000	1.025	114,000,000	116,850,000
8038	101401	SEDAN	VOLVO	960 GL AT	1999	1.025	68,000,000	69,700,000
8039	101401	SEDAN	VOLVO	960 GL AT	1998	1.025	45,000,000	46,125,000
8040	101401	SEDAN	VOLVO	960 GL AT	1997	1.025	41,000,000	42,025,000
8041	101401	SEDAN	VOLVO	960 GL AT	1996	1.025	37,000,000	37,925,000
8042	101401	SEDAN	VOLVO	960 GL AT	1995	1.025	32,000,000	32,800,000
8043	101401	SEDAN	VOLVO	960 GL AT	1994	1.025	30,000,000	30,750,000
8044	101401	SEDAN	VOLVO	960 GL AT	1993	1.025	29,000,000	29,725,000
8045	101401	SEDAN	VOLVO	960 LIMO AT 2316cc	1995	1.025	113,000,000	115,825,000
8046	101401	SEDAN	VOLVO	960 LIMO AT 2316cc	1994	1.025	111,000,000	113,775,000
8047	101401	SEDAN	VOLVO	960 LIMO AT 2316cc	1993	1.025	100,000,000	102,500,000
8048	101401	SEDAN	VOLVO	960 LIMO AT 2316cc	1992	1.025	95,000,000	97,375,000
8049	101401	SEDAN	VOLVO	960 MT 2316cc	1993	1.025	48,000,000	49,200,000
8050	101401	SEDAN	VOLVO	960 MT 2316cc	1992	1.025	43,000,000	44,075,000
8051	101401	SEDAN	VOLVO	960 MT 2316cc	1991	1.025	38,000,000	38,950,000
8052	101401	SEDAN	VOLVO	C30 2.0i	2012	1.025	510,000,000	522,750,000
8053	101401	SEDAN	VOLVO	C30 2.4L	2011	1.025	451,000,000	462,275,000
8054	101401	SEDAN	VOLVO	C30 2.4L	2010	1.025	358,000,000	366,950,000
8055	101401	SEDAN	VOLVO	C30 2.4L	2009	1.025	340,000,000	348,500,000
8056	101401	SEDAN	VOLVO	C30 2.4L	2008	1.025	308,000,000	315,700,000
8057	101401	SEDAN	VOLVO	C30 2.4L	2007	1.025	296,000,000	303,400,000
8058	101401	SEDAN	VOLVO	C30 T.5	2012	1.025	513,000,000	525,825,000
8059	101401	SEDAN	VOLVO	C30 T.5	2011	1.025	510,000,000	522,750,000
8060	101401	SEDAN	VOLVO	C30 T.5	2010	1.025	461,000,000	472,525,000
8061	101401	SEDAN	VOLVO	S40 2.0	2003	1.025	134,000,000	137,350,000
8062	101401	SEDAN	VOLVO	S40 2.0	2002	1.025	121,000,000	124,025,000
8063	101401	SEDAN	VOLVO	S40 2.0	2001	1.025	108,000,000	110,700,000
8064	101401	SEDAN	VOLVO	S40 2.0 T AT	2007	1.025	236,000,000	241,900,000
8065	101401	SEDAN	VOLVO	S40 2.0 T AT	2006	1.025	194,000,000	198,850,000
8066	101401	SEDAN	VOLVO	S40 2.0 T AT	2005	1.025	183,000,000	187,575,000
8067	101401	SEDAN	VOLVO	S40 2.0 T AT	2004	1.025	151,000,000	154,775,000
8068	101401	SEDAN	VOLVO	S40 2.0 T AT	2003	1.025	140,000,000	143,500,000
8069	101401	SEDAN	VOLVO	S40 2.0 T AT	2002	1.025	126,000,000	129,150,000
8070	101401	SEDAN	VOLVO	S40 2.0 T AT	2001	1.025	114,000,000	116,850,000
8071	101401	SEDAN	VOLVO	S40 2.0 T AT	2000	1.025	107,000,000	109,675,000
8072	101401	SEDAN	VOLVO	S60 2.0 T	2011	1.025	391,000,000	400,775,000
8073	101401	SEDAN	VOLVO	S60 2.0 T	2010	1.025	361,000,000	370,025,000
8074	101401	SEDAN	VOLVO	S60 2.0 T	2009	1.025	352,000,000	360,800,000
8075	101401	SEDAN	VOLVO	S60 2.0 T	2008	1.025	335,000,000	343,375,000
8076	101401	SEDAN	VOLVO	S60 2.0 T	2007	1.025	284,000,000	291,100,000
8077	101401	SEDAN	VOLVO	S60 2.0 T	2006	1.025	225,000,000	230,625,000
8078	101401	SEDAN	VOLVO	S60 2.0 T	2005	1.025	206,000,000	211,150,000
8079	101401	SEDAN	VOLVO	S60 2.0 T	2003	1.025	148,000,000	151,700,000
8080	101401	SEDAN	VOLVO	S60 2.0 T	2002	1.025	133,000,000	136,325,000
8081	101401	SEDAN	VOLVO	S60 2.3 T	2004	1.025	193,000,000	197,825,000
8082	101401	SEDAN	VOLVO	S60 2.3 T	2003	1.025	177,000,000	181,425,000
8083	101401	SEDAN	VOLVO	S60 2.3 T	2002	1.025	161,000,000	165,025,000
8084	101401	SEDAN	VOLVO	S60 2.3 T AT	2007	1.025	339,000,000	347,475,000
8085	101401	SEDAN	VOLVO	S60 2.3 T AT	2006	1.025	291,000,000	298,275,000

NO	KODING	JENIS	MEREK	TIPE	TH BUAT	BOBOT	NJKB	DP PKB
1	2	3	4	5	6	7	8	9
8086	101401	SEDAN	VOLVO	S60 2.3 T AT	2005	1.025	241,000,000	247,025,000
8087	101401	SEDAN	VOLVO	S60 2.3 T AT	2004	1.025	187,000,000	191,675,000
8088	101401	SEDAN	VOLVO	S60 2.4T AT	2006	1.025	335,000,000	343,375,000
8089	101401	SEDAN	VOLVO	S60 T5	2012	1.025	473,000,000	484,825,000
8090	101401	SEDAN	VOLVO	S70 SE MANUAL	2002	1.025	153,000,000	156,825,000
8091	101401	SEDAN	VOLVO	S70 SE MANUAL	2001	1.025	145,000,000	148,625,000
8092	101401	SEDAN	VOLVO	S70 SE MANUAL	2000	1.025	143,000,000	146,575,000
8093	101401	SEDAN	VOLVO	S70 SE MANUAL	1999	1.025	122,000,000	125,050,000
8094	101401	SEDAN	VOLVO	S80 2.0T	2008	1.025	406,000,000	416,150,000
8095	101401	SEDAN	VOLVO	S80 2.0T	2007	1.025	369,000,000	378,225,000
8096	101401	SEDAN	VOLVO	S80 2.0T	2006	1.025	321,000,000	329,025,000
8097	101401	SEDAN	VOLVO	S80 2.3 T	2004	1.025	242,000,000	248,050,000
8098	101401	SEDAN	VOLVO	S80 2.3 T	2003	1.025	222,000,000	227,550,000
8099	101401	SEDAN	VOLVO	S80 2.3 T	2002	1.025	203,000,000	208,075,000
8100	101401	SEDAN	VOLVO	S80 2.3 T AT	2006	1.025	346,000,000	354,650,000
8101	101401	SEDAN	VOLVO	S80 2.3 T AT	2005	1.025	306,000,000	313,650,000
8102	101401	SEDAN	VOLVO	S80 2.4	2003	1.025	229,000,000	234,725,000
8103	101401	SEDAN	VOLVO	S80 2.4	2002	1.025	205,000,000	210,125,000
8104	101401	SEDAN	VOLVO	S80 2.4	2001	1.025	185,000,000	189,625,000
8105	101401	SEDAN	VOLVO	S80 2.4	2000	1.025	174,000,000	178,350,000
8106	101401	SEDAN	VOLVO	S80 2.4 T AT	2010	1.025	585,000,000	599,625,000
8107	101401	SEDAN	VOLVO	S80 2.4 T AT	2009	1.025	556,000,000	569,900,000
8108	101401	SEDAN	VOLVO	S80 2.4 T AT	2008	1.025	500,000,000	512,500,000
8109	101401	SEDAN	VOLVO	S80 2.4 T AT	2007	1.025	416,000,000	426,400,000
8110	101401	SEDAN	VOLVO	S80 2.4 T AT	2006	1.025	357,000,000	365,925,000
8111	101401	SEDAN	VOLVO	S80 2.4 T AT	2005	1.025	311,000,000	318,775,000
8112	101401	SEDAN	VOLVO	S80 2.9	2004	1.025	279,000,000	285,975,000
8113	101401	SEDAN	VOLVO	S80 2.9	2003	1.025	250,000,000	256,250,000
8114	101401	SEDAN	VOLVO	S80 2.9	2002	1.025	232,000,000	237,800,000
8115	101401	SEDAN	VOLVO	S80 2.9	2001	1.025	209,000,000	214,225,000
8116	101401	SEDAN	VOLVO	S80 2.9	2000	1.025	197,000,000	201,925,000
8117	101401	SEDAN	VOLVO	S80 3.2 AT	2008	1.025	706,000,000	723,650,000
8118	101401	SEDAN	VOLVO	S80 3.2 AT	2007	1.025	644,000,000	660,100,000
8119	101401	SEDAN	VOLVO	S80 T5	2012	1.025	670,000,000	686,750,000
8120	101401	SEDAN	VOLVO	S80 T5	2011	1.025	648,000,000	664,200,000
8121	101401	SEDAN	VOLVO	S80 T.6	2002	1.025	307,000,000	314,675,000
8122	101401	SEDAN	VOLVO	S80 T.6	2001	1.025	276,000,000	282,900,000
8123	101401	SEDAN	VOLVO	S80 T.6	2000	1.025	260,000,000	266,500,000
8124	101401	SEDAN	VOLVO	S90 3.0 AUTOMATIC	2002	1.025	183,000,000	187,575,000
8125	101401	SEDAN	VOLVO	S90 3.0 AUTOMATIC	2001	1.025	166,000,000	170,150,000
8126	101401	SEDAN	VOLVO	S90 3.0 AUTOMATIC	2000	1.025	155,000,000	158,875,000
8127	101401	SEDAN	VOLVO	S90 3.0 AUTOMATIC	1999	1.025	132,000,000	135,300,000
8128	101401	SEDAN	VOLVO	S90 EXECUTIVE	2002	1.025	246,000,000	252,150,000
8129	101401	SEDAN	VOLVO	S90 EXECUTIVE	2001	1.025	222,000,000	227,550,000
8130	101401	SEDAN	VOLVO	S90 EXECUTIVE	2000	1.025	209,700,000	214,942,500
8131	101401	SEDAN	VOLVO	S90 EXECUTIVE	1999	1.025	167,400,000	171,585,000
8132	101401	SEDAN	VOLVO	S90 EXECUTIVE	1998	1.025	151,200,000	154,980,000
8133	101401	SEDAN	VOLVO	S90 EXECUTIVE	1997	1.025	135,000,000	138,375,000
8134	101401	SEDAN	VOLVO	V40 2.0 T	2003	1.025	172,000,000	176,300,000
8135	101401	SEDAN	VOLVO	V40 2.0 T	2002	1.025	156,000,000	159,900,000
8136	101401	SEDAN	VOLVO	V40 2.0 T	2001	1.025	140,000,000	143,500,000
8137	101401	SEDAN	VOLVO	V40 2.0 T	2000	1.025	131,000,000	134,275,000
8138	101401	SEDAN	VOLVO	V50 2.0 DS MT	2006	1.025	191,000,000	195,775,000
8139	101401	SEDAN	VOLVO	V50 2.0 DS MT	2005	1.025	167,000,000	171,175,000
8140	101401	SEDAN	VOLVO	V70	2002	1.025	146,000,000	149,650,000
8141	101401	SEDAN	VOLVO	V70	2001	1.025	131,000,000	134,275,000
8142	101401	SEDAN	VOLVO	V70	2000	1.025	124,000,000	127,100,000
8143	101401	SEDAN	VOLVO	V70	1999	1.025	98,000,000	100,450,000
8144	101401	SEDAN	VOLVO	V70 SE MANUAL	1998	1.025	131,000,000	134,275,000
8145	101401	SEDAN	VOLVO	V70 SE MANUAL	1997	1.025	118,000,000	120,950,000
8146	101401	SEDAN	VOLVO	V70 T5 AUTOMATIC	2004	1.025	221,000,000	226,525,000
8147	101401	SEDAN	VOLVO	V70 T5 AUTOMATIC	2003	1.025	202,000,000	207,050,000
8148	101401	SEDAN	VOLVO	V70 T5 AUTOMATIC	2002	1.025	187,000,000	191,675,000
8149	101401	SEDAN	VOLVO	V70 T5 AUTOMATIC	2001	1.025	169,000,000	173,225,000
8150	101401	SEDAN	VOLVO	V70 T5 AUTOMATIC	2000	1.025	158,000,000	161,950,000
8151	101401	SEDAN	VOLVO	V70 T5 AUTOMATIC	1999	1.025	127,000,000	130,175,000
8152	101401	SEDAN	VOLVO	V70 T5 AUTOMATIC	1998	1.025	114,000,000	116,850,000
8153	101401	SEDAN	VOLVO	V70 T5 AUTOMATIC	1997	1.025	103,000,000	105,575,000
8154	101409	SEDAN	WOLGA	WOLGA	1980	1.025	8,500,000	8,712,500
8155	101433	SEDAN	ZODIAC	ZODIAC	1980	1.025	8,500,000	8,712,500
8156	101463	SEDAN	KOENIGSEGG	COUPE CCR V8 806 dk	2005	1.025	2,190,000,000	2,244,750,000
8157	101489	SEDAN	LEXUS	ES250 4X2 A/T (AXZA10R-AEZGB)	2019	1.025	637,000,000	652,925,000
8158	101489	SEDAN	LEXUS	ES250 4X2 A/T (AXZA10R-AEZGB)	2018	1.025	606,000,000	621,150,000
8159	101489	SEDAN	LEXUS	ES 250 AT	2018	1.025	559,000,000	572,975,000
8160	101489	SEDAN	LEXUS	ES 250 AT	2017	1.025	559,000,000	572,975,000
8161	101489	SEDAN	LEXUS	ES 250 AT	2016	1.025	531,000,000	544,275,000
8162	101489	SEDAN	LEXUS	ES 250 AT	2015	1.025	504,000,000	516,600,000
8163	101489	SEDAN	LEXUS	ES 250 AT	2014	1.025	479,000,000	490,975,000
8164	101489	SEDAN	LEXUS	ES 250 AT	2013	1.025	455,000,000	466,375,000
8165	101489	SEDAN	LEXUS	ES300H 4X2 A/T (AXZH10R-AEXGB)	2019	1.025	719,000,000	736,975,000
8166	101489	SEDAN	LEXUS	ES300H 4X2 A/T (AXZH10R-AEXGB)	2018	1.025	684,000,000	701,100,000
8167	101489	SEDAN	LEXUS	ES 300H A/T	2018	1.025	631,000,000	646,775,000
8168	101489	SEDAN	LEXUS	ES 300H A/T	2017	1.025	619,000,000	634,475,000
8169	101489	SEDAN	LEXUS	ES 300H A/T	2016	1.025	607,000,000	622,175,000
8170	101489	SEDAN	LEXUS	ES 300H A/T	2015	1.025	595,000,000	609,875,000
8171	101489	SEDAN	LEXUS	ES 300H A/T	2014	1.025	584,000,000	598,600,000
8172	101489	SEDAN	LEXUS	ES 300H A/T	2013	1.025	573,000,000	587,325,000
8173	101489	SEDAN	LEXUS	ES300H ULTRA LUXURY 4X2 A/T (AXZH10R-	2019	1.025	755,000,000	773,875,000

NO	KODING	JENIS	MEREK	TIPE	TH BUAT	BOBOT	NJKB	DP PKB
1	2	3	4	5	6	7	8	9
8174	101489	SEDAN	LEXUS	ES300H ULTRA LUXURY 4X2 A/T (AXZH10R-	2018	1.025	718,000,000	735,950,000
8175	101489	SEDAN	LEXUS	GS200T F-SPORT 4X2 A/T	2017	1.025	788,000,000	807,700,000
8176	101489	SEDAN	LEXUS	GS200T F-SPORT 4X2 A/T	2016	1.025	749,000,000	767,725,000
8177	101489	SEDAN	LEXUS	GS200T LUXURY 4X2 A/T	2017	1.025	759,000,000	777,975,000
8178	101489	SEDAN	LEXUS	GS200T LUXURY 4X2 A/T	2016	1.025	721,000,000	739,025,000
8179	101489	SEDAN	LEXUS	GS250 A/T	2015	1.025	761,000,000	780,025,000
8180	101489	SEDAN	LEXUS	GS250 A/T	2014	1.025	756,000,000	774,900,000
8181	101489	SEDAN	LEXUS	GS250 A/T	2013	1.025	746,000,000	764,650,000
8182	101489	SEDAN	LEXUS	GS250 A/T	2012	1.025	745,000,000	763,625,000
8183	101489	SEDAN	LEXUS	GS 300 AT	2010	1.025	880,000,000	902,000,000
8184	101489	SEDAN	LEXUS	GS 300 AT	2009	1.025	780,000,000	799,500,000
8185	101489	SEDAN	LEXUS	GS 300 AT	2008	1.025	686,000,000	703,150,000
8186	101489	SEDAN	LEXUS	GS 300 AT	2007	1.025	683,000,000	700,075,000
8187	101489	SEDAN	LEXUS	GS 300 AT	2006	1.025	581,000,000	595,525,000
8188	101489	SEDAN	LEXUS	GS 300 AT	2005	1.025	510,000,000	522,750,000
8189	101489	SEDAN	LEXUS	GS300 AT (GRS 190R-BETQK)	2011	1.025	958,000,000	981,950,000
8190	101489	SEDAN	LEXUS	GS300 AT (GRS 190R-BETQK)	2010	1.025	880,000,000	902,000,000
8191	101489	SEDAN	LEXUS	GS300 AT (GRS 190R-BETQK)	2009	1.025	780,000,000	799,500,000
8192	101489	SEDAN	LEXUS	GS300 AT (GRS 190R-BETQK)	2008	1.025	686,000,000	703,150,000
8193	101489	SEDAN	LEXUS	GS300 AT (GRS 190R-BETQK)	2007	1.025	683,000,000	700,075,000
8194	101489	SEDAN	LEXUS	GS300 AT (GRS 190R-BETQK)	2006	1.025	581,000,000	595,525,000
8195	101489	SEDAN	LEXUS	GS300 F-SPORT 4X2 A/T (ARL10R-BEZQT)	2019	1.025	688,000,000	705,200,000
8196	101489	SEDAN	LEXUS	GS300 F-SPORT 4X2 A/T (ARL10R-BEZQT)	2018	1.025	654,000,000	670,350,000
8197	101489	SEDAN	LEXUS	GS300H LUXURY 4X2 A/T	2017	1.025	684,000,000	701,100,000
8198	101489	SEDAN	LEXUS	GS300H LUXURY 4X2 A/T	2016	1.025	650,000,000	666,250,000
8199	101489	SEDAN	LEXUS	GS300 LUXURY 4X2 A/T (ARL10R-BEZQT)	2019	1.025	675,000,000	691,875,000
8200	101489	SEDAN	LEXUS	GS300 LUXURY 4X2 A/T (ARL10R-BEZQT)	2018	1.025	642,000,000	658,050,000
8201	101489	SEDAN	LEXUS	GS 350 AT	2015	1.025	867,000,000	888,675,000
8202	101489	SEDAN	LEXUS	GS 350 AT	2014	1.025	850,000,000	871,250,000
8203	101489	SEDAN	LEXUS	GS 350 AT	2013	1.025	833,000,000	853,825,000
8204	101489	SEDAN	LEXUS	GS 350 AT	2012	1.025	817,000,000	837,425,000
8205	101489	SEDAN	LEXUS	GS 450h Hybrid A/T	2015	1.025	1,078,000,000	1,104,950,000
8206	101489	SEDAN	LEXUS	GS 450h Hybrid A/T	2014	1.025	1,075,000,000	1,101,875,000
8207	101489	SEDAN	LEXUS	GS 450h Hybrid A/T	2013	1.025	1,068,000,000	1,094,700,000
8208	101489	SEDAN	LEXUS	GS 450h Hybrid A/T	2012	1.025	997,000,000	1,021,925,000
8209	101489	SEDAN	LEXUS	GS F A/T	2016	1.025	2,100,000,000	2,152,500,000
8210	101489	SEDAN	LEXUS	IS 250 AT	2015	1.025	697,000,000	714,425,000
8211	101489	SEDAN	LEXUS	IS 250 AT	2014	1.025	662,000,000	678,550,000
8212	101489	SEDAN	LEXUS	IS 250 AT	2013	1.025	629,000,000	644,725,000
8213	101489	SEDAN	LEXUS	IS 250 AT	2006	1.025	598,000,000	612,950,000
8214	101489	SEDAN	LEXUS	IS 3000C A/T	2012	1.025	699,000,000	716,475,000
8215	101489	SEDAN	LEXUS	IS300 A/T	2015	1.025	923,000,000	946,075,000
8216	101489	SEDAN	LEXUS	IS300 A/T	2014	1.025	879,000,000	900,975,000
8217	101489	SEDAN	LEXUS	IS300 A/T	2013	1.025	834,000,000	854,850,000
8218	101489	SEDAN	LEXUS	IS300 AT (GSE22R-AETLK)	2015	1.025	880,000,000	902,000,000
8219	101489	SEDAN	LEXUS	IS300 AT (GSE22R-AETLK)	2014	1.025	863,000,000	884,575,000
8220	101489	SEDAN	LEXUS	IS300 AT (GSE22R-AETLK)	2013	1.025	846,000,000	867,150,000
8221	101489	SEDAN	LEXUS	IS300 AT (GSE22R-AETLK)	2012	1.025	830,000,000	850,750,000
8222	101489	SEDAN	LEXUS	IS300 AT (GSE22R-AETLK)	2011	1.025	814,000,000	834,350,000
8223	101489	SEDAN	LEXUS	IS300 AT (GSE22R-AETLK)	2010	1.025	798,000,000	817,950,000
8224	101489	SEDAN	LEXUS	IS300 AT (GSE22R-AETLK)	2009	1.025	783,000,000	802,575,000
8225	101489	SEDAN	LEXUS	IS300 AT (GSE22R-AETLK)	2008	1.025	768,000,000	787,200,000
8226	101489	SEDAN	LEXUS	IS300 AT (GSE22R-AETLK)	2007	1.025	753,000,000	771,825,000
8227	101489	SEDAN	LEXUS	IS300 AT (GSE22R-AETLK)	2006	1.025	738,000,000	756,450,000
8228	101489	SEDAN	LEXUS	IS300C A/T	2015	1.025	880,000,000	902,000,000
8229	101489	SEDAN	LEXUS	IS-F A/T	2015	1.025	1,213,000,000	1,243,325,000
8230	101489	SEDAN	LEXUS	IS-F A/T	2014	1.025	1,152,000,000	1,180,800,000
8231	101489	SEDAN	LEXUS	IS-F A/T	2013	1.025	1,094,000,000	1,121,350,000
8232	101489	SEDAN	LEXUS	IS-F A/T	2012	1.025	1,039,000,000	1,064,975,000
8233	101489	SEDAN	LEXUS	IS-F A/T	2011	1.025	987,000,000	1,011,675,000
8234	101489	SEDAN	LEXUS	LC 500 A/T (URZ100R-ACUBHQ)	2019	1.025	3,346,000,000	3,429,650,000
8235	101489	SEDAN	LEXUS	LC 500 A/T (URZ100R-ACUBHQ)	2018	1.025	3,179,000,000	3,258,475,000
8236	101489	SEDAN	LEXUS	LC 500 A/T (URZ100R-ACUBHQ)	2017	1.025	3,021,000,000	3,096,525,000
8237	101489	SEDAN	LEXUS	LS430 AT	2006	1.025	936,000,000	959,400,000
8238	101489	SEDAN	LEXUS	LS430 AT	2005	1.025	791,000,000	810,775,000
8239	101489	SEDAN	LEXUS	LS 460 A/T (USF40R-AEZGHW)	2010	1.025	1,462,000,000	1,498,550,000
8240	101489	SEDAN	LEXUS	LS 460 A/T (USF40R-AEZGHW)	2009	1.025	1,389,000,000	1,423,725,000
8241	101489	SEDAN	LEXUS	LS 460 A/T (USF40R-AEZGHW)	2008	1.025	1,336,000,000	1,369,400,000
8242	101489	SEDAN	LEXUS	LS 460 A/T (USF40R-AEZGHW)	2007	1.025	1,152,000,000	1,180,800,000
8243	101489	SEDAN	LEXUS	LS 460 AUTOMATIC	2010	1.025	1,567,000,000	1,606,175,000
8244	101489	SEDAN	LEXUS	LS 460 AUTOMATIC	2009	1.025	1,488,000,000	1,525,200,000
8245	101489	SEDAN	LEXUS	LS 460 AUTOMATIC	2008	1.025	1,336,000,000	1,369,400,000
8246	101489	SEDAN	LEXUS	LS 460 AUTOMATIC	2007	1.025	1,152,000,000	1,180,800,000
8247	101489	SEDAN	LEXUS	LS 460 AUTOMATIC	2006	1.025	1,034,000,000	1,059,850,000
8248	101489	SEDAN	LEXUS	LS 460L A/T	2017	1.025	2,136,000,000	2,189,400,000
8249	101489	SEDAN	LEXUS	LS 460L A/T	2016	1.025	2,029,000,000	2,079,725,000
8250	101489	SEDAN	LEXUS	LS460L AT (USF41R-AEZGHW)	2015	1.025	1,754,000,000	1,797,850,000
8251	101489	SEDAN	LEXUS	LS460L AT (USF41R-AEZGHW)	2014	1.025	1,666,000,000	1,707,650,000
8252	101489	SEDAN	LEXUS	LS460L AT (USF41R-AEZGHW)	2013	1.025	1,583,000,000	1,622,575,000
8253	101489	SEDAN	LEXUS	LS460L AT (USF41R-AEZGHW)	2012	1.025	1,504,000,000	1,541,600,000
8254	101489	SEDAN	LEXUS	LS460L AT (USF41R-AEZGHW)	2011	1.025	1,429,000,000	1,464,725,000
8255	101489	SEDAN	LEXUS	LS460L AT (USF41R-AEZGHW)	2010	1.025	1,358,000,000	1,391,950,000
8256	101489	SEDAN	LEXUS	LS460L AT (USF41R-AEZGHW)	2009	1.025	1,290,000,000	1,322,250,000
8257	101489	SEDAN	LEXUS	LS460L AT (USF41R-AEZGHW)	2008	1.025	1,226,000,000	1,256,650,000
8258	101489	SEDAN	LEXUS	LS460L AT (USF41R-AEZGHW)	2007	1.025	1,165,000,000	1,194,125,000
8259	101489	SEDAN	LEXUS	LS460L AT (USF41R-AEZGHW)	2006	1.025	1,107,000,000	1,134,675,000
8260	101489	SEDAN	LEXUS	LS500 EXECUTIVE 4X2 A/T (VXFA50R-AEUGT)	2019	1.025	2,726,000,000	2,794,150,000
8261	101489	SEDAN	LEXUS	LS500 EXECUTIVE 4X2 A/T (VXFA50R-AEUGT)	2018	1.025	2,590,000,000	2,654,750,000

NO	KODING	JENIS	MERЕК	TIPE	TH BUAT	BOBOT	NJKB	DP PKB
1	2	3	4	5	6	7	8	9
8262	101489	SEDAN	LEXUS	LS500 F-SPORT 4X2 A/T (VXFA50R-AEUGT)	2019	1.025	2,736,000,000	2,804,400,000
8263	101489	SEDAN	LEXUS	LS500 F-SPORT 4X2 A/T (VXFA50R-AEUGT)	2018	1.025	2,600,000,000	2,665,000,000
8264	101489	SEDAN	LEXUS	LS500H EXECUTIVE 4X2 A/T (GVF50R-AEVGH)	2019	1.025	3,405,000,000	3,490,125,000
8265	101489	SEDAN	LEXUS	LS500H EXECUTIVE 4X2 A/T (GVF50R-AEVGH)	2018	1.025	3,235,000,000	3,315,875,000
8266	101489	SEDAN	LEXUS	LS600H A/T	2016	1.025	2,662,000,000	2,728,550,000
8267	101489	SEDAN	LEXUS	LS 600HL A/T	2016	1.025	2,662,000,000	2,728,550,000
8268	101489	SEDAN	LEXUS	LS600hL A/T Hybrid	2017	1.025	2,687,000,000	2,754,175,000
8269	101489	SEDAN	LEXUS	LS600hL A/T Hybrid	2016	1.025	2,553,000,000	2,616,825,000
8270	101489	SEDAN	LEXUS	LS600hL A/T Hybrid	2015	1.025	2,425,000,000	2,485,625,000
8271	101489	SEDAN	LEXUS	LS600hL A/T Hybrid	2014	1.025	2,304,000,000	2,361,600,000
8272	101489	SEDAN	LEXUS	LS600hL A/T Hybrid	2013	1.025	2,189,000,000	2,243,725,000
8273	101489	SEDAN	LEXUS	LS600hL A/T Hybrid	2012	1.025	2,080,000,000	2,132,000,000
8274	101489	SEDAN	LEXUS	LS600hL A/T Hybrid	2011	1.025	1,976,000,000	2,025,400,000
8275	101489	SEDAN	LEXUS	LS600hL A/T Hybrid	2010	1.025	1,877,000,000	1,923,925,000
8276	101489	SEDAN	LEXUS	LS600hL A/T Hybrid	2009	1.025	1,783,000,000	1,827,575,000
8277	101489	SEDAN	LEXUS	RC 350 A/T	2015	1.025	1,256,000,000	1,287,400,000
8278	101489	SEDAN	LEXUS	RC 350 A/T	2014	1.025	1,193,000,000	1,222,825,000
8279	101489	SEDAN	LEXUS	RC F A/T	2019	1.025	2,204,000,000	2,259,100,000
8280	101489	SEDAN	LEXUS	RC F A/T	2018	1.025	2,094,000,000	2,146,350,000
8281	101489	SEDAN	LEXUS	RC F A/T	2017	1.025	1,990,000,000	2,039,750,000
8282	101489	SEDAN	LEXUS	RC F A/T	2016	1.025	1,891,000,000	1,938,275,000
8283	101489	SEDAN	LEXUS	RC F A/T	2015	1.025	1,797,000,000	1,841,925,000
8284	101489	SEDAN	LEXUS	RC F A/T	2014	1.025	1,708,000,000	1,750,700,000
8285	101489	SEDAN	LEXUS	SC430	2006	1.025	859,000,000	880,475,000
8286	101489	SEDAN	LEXUS	SC430	2005	1.025	719,000,000	736,975,000
8287	101491	SEDAN	MINI	COOPER COUNTRYMAN STD AT	2011	1.025	432,000,000	442,800,000
8288	101491	SEDAN	MINI	MINI COOPER 1.6 S	2011	1.025	546,000,000	559,650,000
8289	101491	SEDAN	MINI	MINI COOPER 1.6 S	2010	1.025	493,000,000	505,325,000
8290	101491	SEDAN	MINI	MINI COOPER 1.6 S CABRIO	2011	1.025	620,000,000	635,500,000
8291	101491	SEDAN	MINI	MINI COOPER 1.6 S CABRIO	2010	1.025	560,000,000	574,000,000
8292	101491	SEDAN	MINI	MINI COOPER 1.6 S MAYFAIR	2011	1.025	557,000,000	570,925,000
8293	101491	SEDAN	MINI	MINI COOPER 1.6 S MAYFAIR	2010	1.025	503,000,000	515,575,000
8294	101503	SEDAN	SKODA	SUPERB CLASSIC 1.8 T AT	2005	1.025	280,000,000	287,000,000
8295	101550	SEDAN	CHERY	QQ GX	2010	1.025	76,000,000	77,900,000
8296	101550	SEDAN	CHERY	QQ GX	2009	1.025	66,000,000	67,650,000
8297	101550	SEDAN	CHERY	QQ GX	2008	1.025	58,000,000	59,450,000
8298	101550	SEDAN	CHERY	QQ GX	2007	1.025	48,000,000	49,200,000
8299	101550	SEDAN	CHERY	QQ GX	2006	1.025	47,000,000	48,175,000
8300	101550	SEDAN	CHERY	QQ LX	2010	1.025	74,000,000	75,850,000
8301	101550	SEDAN	CHERY	QQ LX	2009	1.025	64,000,000	65,600,000
8302	101550	SEDAN	CHERY	QQ LX	2008	1.025	56,000,000	57,400,000
8303	101550	SEDAN	CHERY	QQ LX	2007	1.025	43,000,000	44,075,000
8304	101550	SEDAN	CHERY	QQ LX	2006	1.025	41,000,000	42,025,000
8305	101550	SEDAN	CHERY	QQ SX	2010	1.025	72,000,000	73,800,000
8306	101550	SEDAN	CHERY	QQ SX	2009	1.025	62,000,000	63,550,000
8307	101550	SEDAN	CHERY	QQ SX	2008	1.025	54,000,000	55,350,000
8308	101550	SEDAN	CHERY	QQ SX	2007	1.025	39,000,000	39,975,000
8309	101550	SEDAN	CHERY	QQ SX	2006	1.025	38,000,000	38,950,000
8310	101633	SEDAN	LAMBORGHINI	GALLARDO LP 550 – 2 COUPE	2010	1.025	3,356,000,000	3,439,900,000
8311	101633	SEDAN	LAMBORGHINI	GALLARDO LP 550 – 2 COUPE	2009	1.025	3,188,000,000	3,267,700,000
8312	101633	SEDAN	LAMBORGHINI	GALLARDO LP 560 – 4 COUPE	2010	1.025	3,990,000,000	4,089,750,000
8313	101633	SEDAN	LAMBORGHINI	GALLARDO LP 560 – 4 COUPE	2009	1.025	3,791,000,000	3,885,775,000
8314	101633	SEDAN	LAMBORGHINI	GALLARDO LP 560 – 4 SPIDER	2010	1.025	4,113,000,000	4,215,825,000
8315	101633	SEDAN	LAMBORGHINI	GALLARDO LP 560 – 4 SPIDER	2009	1.025	3,907,000,000	4,004,675,000
8316	101633	SEDAN	LAMBORGHINI	MURCIELAGO LP 640 A/T	2009	1.025	5,472,000,000	5,608,800,000
8317	101633	SEDAN	LAMBORGHINI	MURCIELAGO LP 640 COUPE	2010	1.025	5,797,000,000	5,941,925,000
8318	101633	SEDAN	LAMBORGHINI	MURCIELAGO LP 640 COUPE	2009	1.025	5,507,000,000	5,644,675,000
8319	101633	SEDAN	LAMBORGHINI	MURCIELAGO LP 640 ROADSTER	2010	1.025	5,968,000,000	6,117,200,000
8320	101633	SEDAN	LAMBORGHINI	MURCIELAGO LP 640 ROADSTER	2009	1.025	5,670,000,000	5,811,750,000
8321	101633	SEDAN	LAMBORGHINI	MURCIELAGO LP 670 – 4 SV	2010	1.025	6,310,000,000	6,467,750,000
8322	101633	SEDAN	LAMBORGHINI	MURCIELAGO LP 670 – 4 SV	2009	1.025	5,995,000,000	6,144,875,000
8323	101643	SEDAN	INFINITI	G37 COUPE (4X2) A/T	2013	1.025	879,000,000	900,975,000
8324	101643	SEDAN	INFINITI	G37 COUPE (4X2) A/T	2012	1.025	864,000,000	885,600,000
8325	101643	SEDAN	INFINITI	G37 COUPE (4X2) A/T	2011	1.025	742,000,000	760,550,000
8326	101643	SEDAN	INFINITI	M37 (4X2) A/T	2015	1.025	970,000,000	994,250,000
8327	101643	SEDAN	INFINITI	M37 (4X2) A/T	2014	1.025	924,000,000	947,100,000
8328	101643	SEDAN	INFINITI	M37 (4X2) A/T	2013	1.025	879,000,000	900,975,000
8329	101643	SEDAN	INFINITI	M37 (4X2) A/T	2012	1.025	864,000,000	885,600,000
8330	101643	SEDAN	INFINITI	M37 (4X2) A/T	2011	1.025	846,000,000	867,150,000
8331	101643	SEDAN	INFINITI	Q50 3.7 (4X2) AT	2015	1.025	952,000,000	975,800,000
8332	101643	SEDAN	INFINITI	Q50 3.7 (4X2) AT	2014	1.025	907,000,000	929,675,000
8333	101643	SEDAN	INFINITI	Q50 HYBRID 3.5 (4X2) AT	2016	1.025	956,000,000	979,900,000
8334	101643	SEDAN	INFINITI	Q50 HYBRID 3.5 (4X2) AT	2015	1.025	785,000,000	804,625,000
8335	101643	SEDAN	INFINITI	Q50 HYBRID 3.5 (4X2) AT	2014	1.025	770,000,000	789,250,000
8336	101643	SEDAN	INFINITI	Q50 HYBRID 3.5 (4X2) AT	2013	1.025	746,000,000	764,650,000
8337	101643	SEDAN	INFINITI	Q50 HYBRID 3.7 (4X2) AT	2015	1.025	952,000,000	975,800,000
8338	101643	SEDAN	INFINITI	Q50 HYBRID 3.7 (4X2) AT	2014	1.025	907,000,000	929,675,000
8339	101643	SEDAN	INFINITI	Q50 TURBO 2.0 (4X2) A/T	2016	1.025	741,000,000	759,525,000
8340	101643	SEDAN	INFINITI	Q60 COUPE 3.7 (4X2)	2013	1.025	879,000,000	900,975,000
8341	101643	SEDAN	INFINITI	Q60 COUPE 3.7 (4X2) A/T	2016	1.025	1,172,000,000	1,201,300,000
8342	101643	SEDAN	INFINITI	Q60 COUPE 3.7 (4X2) A/T	2015	1.025	1,113,000,000	1,140,825,000
8343	101643	SEDAN	INFINITI	Q70 3.7 (4X2)	2013	1.025	879,000,000	900,975,000
8344	101643	SEDAN	INFINITI	Q70 3.7 (4X2) A/T	2016	1.025	1,386,000,000	1,420,650,000
8345	101643	SEDAN	INFINITI	Q70 3.7 (4X2) A/T	2015	1.025	1,358,000,000	1,391,950,000
8346	101644	SEDAN	ZELE	GTR R35 A/T	2011	1.025	550,000,000	563,750,000
8347	101644	SEDAN	ZELE	GTR R35 A/T	2010	1.025	495,000,000	507,375,000
8348	101644	SEDAN	ZELE	GTR R35 M/T	2011	1.025	550,000,000	563,750,000
8349	101644	SEDAN	ZELE	GTR R35 M/T	2010	1.025	473,000,000	484,825,000

NO	KODING	JENIS	MEREK	TIPE	TH BUAT	BOBOT	NJKB	DP PKB
1	2	3	4	5	6	7	8	9
8350	101760	SEDAN	GEELY	CK 1.3 MT	2013	1.025	211,000,000	216,275,000
8351	101760	SEDAN	GEELY	CK 1.3 MT	2012	1.025	207,000,000	212,175,000
8352	101760	SEDAN	GEELY	CK 1.3 MT	2011	1.025	203,000,000	208,075,000
8353	101760	SEDAN	GEELY	CK 1.3 MT	2010	1.025	199,000,000	203,975,000
8354	101760	SEDAN	GEELY	CK 1.5 AT	2013	1.025	211,000,000	216,275,000
8355	101760	SEDAN	GEELY	CK 1.5 AT	2012	1.025	207,000,000	212,175,000
8356	101760	SEDAN	GEELY	CK 1.5 AT	2011	1.025	203,000,000	208,075,000
8357	101760	SEDAN	GEELY	CK 1.5 AT	2010	1.025	199,000,000	203,975,000
8358	101760	SEDAN	GEELY	CK 1.5 MT	2013	1.025	211,000,000	216,275,000
8359	101760	SEDAN	GEELY	CK 1.5 MT	2012	1.025	207,000,000	212,175,000
8360	101760	SEDAN	GEELY	CK 1.5 MT	2011	1.025	203,000,000	208,075,000
8361	101760	SEDAN	GEELY	CK 1.5 MT	2010	1.025	199,000,000	203,975,000
8362	101760	SEDAN	GEELY	EC7 1.8 M/T	2013	1.025	211,000,000	216,275,000
8363	101760	SEDAN	GEELY	EC7 1.8 M/T	2012	1.025	207,000,000	212,175,000
8364	101760	SEDAN	GEELY	EC7 1.8 M/T	2011	1.025	203,000,000	208,075,000
8365	101760	SEDAN	GEELY	EC7 1.8 M/T	2010	1.025	199,000,000	203,975,000
8366	101760	SEDAN	GEELY	MK 1.5 M/T GS	2013	1.025	211,000,000	216,275,000
8367	101760	SEDAN	GEELY	MK 1.5 M/T GS	2012	1.025	207,000,000	212,175,000
8368	101760	SEDAN	GEELY	MK 1.5 M/T GS	2011	1.025	203,000,000	208,075,000
8369	101760	SEDAN	GEELY	MK 1.5 M/T GS	2010	1.025	199,000,000	203,975,000
8370	101760	SEDAN	GEELY	MK 1.5 M/T GT	2013	1.025	211,000,000	216,275,000
8371	101760	SEDAN	GEELY	MK 1.5 M/T GT	2012	1.025	207,000,000	212,175,000
8372	101760	SEDAN	GEELY	MK 1.5 M/T GT	2011	1.025	203,000,000	208,075,000
8373	101760	SEDAN	GEELY	MK 1.5 M/T GT	2010	1.025	199,000,000	203,975,000
8374	101772	SEDAN	LOTUS	EUROPA SE	2010	1.025	651,000,000	667,275,000
8375	101772	SEDAN	LOTUS	EXIGE S	2010	1.025	736,000,000	754,400,000
8376	101782	SEDAN	PLYMOUTH	FUNNY 11	1980	1.025	10,500,000	10,762,500
8377	101782	SEDAN	PLYMOUTH	PLYMOUTH	1980	1.025	10,500,000	10,762,500
8378	101783	SEDAN	ROLL ROYCE	ROLL ROYCE	1980	1.025	16,000,000	16,400,000
8379	101800	SEDAN	MCLAREN	540C AT	2018	1.025	3,150,000,000	3,228,750,000
8380	101800	SEDAN	MCLAREN	570S AT	2018	1.025	3,825,000,000	3,920,625,000
8381	101800	SEDAN	MCLAREN	570S SPIDER AT	2018	1.025	3,870,000,000	3,966,750,000
8382	101800	SEDAN	MCLAREN	600 LT	2019	1.025	2,610,000,000	2,675,250,000
8383	101800	SEDAN	MCLAREN	600 LT SPIDER	2019	1.025	2,700,000,000	2,767,500,000
8384	101800	SEDAN	MCLAREN	720S AT	2018	1.025	5,400,000,000	5,535,000,000

NILAI JUAL KENDARAAN BERMOTOR
TAHUN 2019
JENIS : MOBIL PENUMPANG - JEEP

NO	KODING	JENIS	MEREK	TIPE	TH BUAT	BOBOT	NJKB	DP PKB
1	2	3	4	5	6	7	8	9
1	102017 00001	JEEP	ARO	ARO	1980	1.050	5,000,000	5,250,000
2	102017 00002	JEEP	ARO	ARO-244	1980	1.050	8,000,000	8,400,000
3	102027 00067	JEEP	AUDI	ALLROAD 2.7 HIGH SPEC	2007	1.050	544,000,000	571,200,000
4	102027 00067	JEEP	AUDI	ALLROAD 2.7 HIGH SPEC	2006	1.050	445,000,000	467,250,000
5	102027 00067	JEEP	AUDI	ALLROAD 2.7 HIGH SPEC	2005	1.050	400,000,000	420,000,000
6	102027 00068	JEEP	AUDI	ALLROAD 2.7 QUATTRO	2007	1.050	498,000,000	522,900,000
7	102027 00068	JEEP	AUDI	ALLROAD 2.7 QUATTRO	2006	1.050	391,000,000	410,550,000
8	102027 00068	JEEP	AUDI	ALLROAD 2.7 QUATTRO	2005	1.050	371,000,000	389,550,000
9	102027 00069	JEEP	AUDI	Q5 2.0 TFSI AT	2012	1.050	782,000,000	821,100,000
10	102027 00069	JEEP	AUDI	Q5 2.0 TFSI AT	2011	1.050	652,000,000	684,600,000
11	102027 00069	JEEP	AUDI	Q5 2.0 TFSI AT	2010	1.050	499,000,000	523,950,000
12	102027 00070	JEEP	AUDI	Q7 3.0 TDI QUATTRO	2011	1.050	1,393,000,000	1,462,650,000
13	102027 00070	JEEP	AUDI	Q7 3.0 TDI QUATTRO	2010	1.050	1,309,000,000	1,374,450,000
14	102027 00070	JEEP	AUDI	Q7 3.0 TDI QUATTRO	2009	1.050	1,244,000,000	1,306,200,000
15	102027 00070	JEEP	AUDI	Q7 3.0 TDI QUATTRO	2008	1.050	1,142,000,000	1,199,100,000
16	102027 00071	JEEP	AUDI	Q7 3.0 TFSI AT	2012	1.050	1,098,000,000	1,152,900,000
17	102027 00071	JEEP	AUDI	Q7 3.0 TFSI AT	2011	1.050	1,069,000,000	1,122,450,000
18	102027 00072	JEEP	AUDI	Q7 AUTOMATIC	2010	1.050	1,493,000,000	1,567,650,000
19	102027 00072	JEEP	AUDI	Q7 AUTOMATIC	2009	1.050	1,418,000,000	1,488,900,000
20	102027 00072	JEEP	AUDI	Q7 AUTOMATIC	2008	1.050	1,316,000,000	1,381,800,000
21	102027 00072	JEEP	AUDI	Q7 AUTOMATIC	2007	1.050	978,000,000	1,026,900,000
22	102027 00072	JEEP	AUDI	Q7 AUTOMATIC	2006	1.050	712,000,000	747,600,000
23	102029 00018	JEEP	AUSTIN	FREEWAY	1989	1.050	18,000,000	18,900,000
24	102029 00018	JEEP	AUSTIN	FREEWAY	1988	1.050	16,000,000	16,800,000
25	102029 00018	JEEP	AUSTIN	FREEWAY	1987	1.050	15,000,000	15,750,000
26	102029 00018	JEEP	AUSTIN	FREEWAY	1986	1.050	14,000,000	14,700,000
27	102029 00019	JEEP	AUSTIN	MNCP 1200	1980	1.050	8,000,000	8,400,000
28	102054 00212	JEEP	BMW	X1 SDRIVE 18i AT (4X2)	2012	1.050	538,000,000	564,900,000
29	102054 00212	JEEP	BMW	X1 SDRIVE 18i AT (4X2)	2011	1.050	527,000,000	553,350,000
30	102054 00212	JEEP	BMW	X1 SDRIVE 18i AT (4X2)	2010	1.050	485,000,000	509,250,000
31	102054 00213	JEEP	BMW	X1 SDRIVE 20D AT(4X4)	2012	1.050	628,000,000	659,400,000
32	102054 00213	JEEP	BMW	X1 SDRIVE 20D AT(4X4)	2011	1.050	607,000,000	637,350,000
33	102054 00213	JEEP	BMW	X1 SDRIVE 20D AT(4X4)	2010	1.050	559,000,000	586,950,000
34	102054 00214	JEEP	BMW	X3 2.5i AT 4x4	2008	1.050	529,000,000	555,450,000
35	102054 00214	JEEP	BMW	X3 2.5i AT 4x4	2007	1.050	487,000,000	511,350,000
36	102054 00214	JEEP	BMW	X3 2.5i AT 4x4	2006	1.050	364,000,000	382,200,000
37	102054 00214	JEEP	BMW	X3 2.5i AT 4x4	2005	1.050	322,000,000	338,100,000
38	102054 00214	JEEP	BMW	X3 2.5i AT 4x4	2004	1.050	277,000,000	290,850,000
39	102054 00215	JEEP	BMW	X3 3.0i AT	2008	1.050	608,000,000	638,400,000
40	102054 00215	JEEP	BMW	X3 3.0i AT	2007	1.050	574,000,000	602,700,000
41	102054 00215	JEEP	BMW	X3 3.0i AT	2006	1.050	450,000,000	472,500,000
42	102054 00215	JEEP	BMW	X3 3.0i AT	2005	1.050	393,000,000	412,650,000
43	102054 00215	JEEP	BMW	X3 3.0i AT	2004	1.050	325,000,000	341,250,000
44	102054 00216	JEEP	BMW	X3 3.30i AT	2006	1.050	471,000,000	494,550,000
45	102054 00216	JEEP	BMW	X3 3.30i AT	2005	1.050	421,000,000	442,050,000
46	102054 00216	JEEP	BMW	X3 3.30i AT	2004	1.050	347,000,000	364,350,000
47	102054 00329	JEEP	BMW	X3 SDRIVE20I G01 CKD A/T	2019	1.050	766,000,000	804,300,000
48	102054 00217	JEEP	BMW	X3 XDRIVE 20D A/T	2019	1.050	736,000,000	772,800,000
49	102054 00217	JEEP	BMW	X3 XDRIVE 20D A/T	2018	1.050	700,000,000	735,000,000
50	102054 00217	JEEP	BMW	X3 XDRIVE 20D A/T	2005	1.050	245,000,000	257,250,000
51	102054 00217	JEEP	BMW	X3 XDRIVE 20D A/T	2004	1.050	233,000,000	244,650,000
52	102054 00217	JEEP	BMW	X3 XDRIVE 20D A/T	2003	1.050	222,000,000	233,100,000
53	102054 00217	JEEP	BMW	X3 XDRIVE 20D A/T	2002	1.050	211,000,000	221,550,000
54	102054 00217	JEEP	BMW	X3 XDRIVE 20D A/T	2001	1.050	201,000,000	211,050,000
55	102054 00217	JEEP	BMW	X3 XDRIVE 20D A/T	2000	1.050	191,000,000	200,550,000
56	102054 00223	JEEP	BMW	X3 XDRIVE20D CKD A/T	2019	1.050	742,000,000	779,100,000
57	102054 00223	JEEP	BMW	X3 XDRIVE20D CKD A/T	2018	1.050	705,000,000	740,250,000
58	102054 00223	JEEP	BMW	X3 XDRIVE20D CKD A/T	2017	1.050	670,000,000	703,500,000
59	102054 00223	JEEP	BMW	X3 XDRIVE20D CKD A/T	2016	1.050	637,000,000	668,850,000
60	102054 00218	JEEP	BMW	X3 XDRIVE 20D M/T	2011	1.050	597,000,000	626,850,000
61	102054 00218	JEEP	BMW	X3 XDRIVE 20D M/T	2006	1.050	568,000,000	596,400,000
62	102054 00218	JEEP	BMW	X3 XDRIVE 20D M/T	2005	1.050	557,000,000	584,850,000
63	102054 00218	JEEP	BMW	X3 XDRIVE 20D M/T	2004	1.050	546,000,000	573,300,000
64	102054 00218	JEEP	BMW	X3 XDRIVE 20D M/T	2003	1.050	536,000,000	562,800,000
65	102054 00218	JEEP	BMW	X3 XDRIVE 20D M/T	2002	1.050	526,000,000	552,300,000
66	102054 00218	JEEP	BMW	X3 XDRIVE 20D M/T	2001	1.050	516,000,000	541,800,000
67	102054 00218	JEEP	BMW	X3 XDRIVE 20D M/T	2000	1.050	506,000,000	531,300,000
68	102054 00220	JEEP	BMW	X3 XDRIVE 20i A/T	2019	1.050	750,000,000	787,500,000
69	102054 00220	JEEP	BMW	X3 XDRIVE 20i A/T	2018	1.050	713,000,000	748,650,000
70	102054 00220	JEEP	BMW	X3 XDRIVE 20i A/T	2006	1.050	286,000,000	300,300,000
71	102054 00220	JEEP	BMW	X3 XDRIVE 20i A/T	2005	1.050	272,000,000	285,600,000
72	102054 00220	JEEP	BMW	X3 XDRIVE 20i A/T	2004	1.050	259,000,000	271,950,000
73	102054 00220	JEEP	BMW	X3 XDRIVE 20i A/T	2003	1.050	247,000,000	259,350,000
74	102054 00220	JEEP	BMW	X3 XDRIVE 20i A/T	2002	1.050	235,000,000	246,750,000
75	102054 00220	JEEP	BMW	X3 XDRIVE 20i A/T	2001	1.050	224,000,000	235,200,000
76	102054 00219	JEEP	BMW	X3 XDRIVE 20i AT CKD M/T	2016	1.050	612,000,000	642,600,000
77	102054 00219	JEEP	BMW	X3 XDRIVE 20i AT CKD M/T	2015	1.050	581,000,000	610,050,000
78	102054 00219	JEEP	BMW	X3 XDRIVE 20i AT CKD M/T	2014	1.050	552,000,000	579,600,000
79	102054 00219	JEEP	BMW	X3 XDRIVE 20i AT CKD M/T	2013	1.050	524,000,000	550,200,000
80	102054 00219	JEEP	BMW	X3 XDRIVE 20i AT CKD M/T	2012	1.050	498,000,000	522,900,000
81	102054 00219	JEEP	BMW	X3 XDRIVE 20i AT CKD M/T	2001	1.050	470,000,000	493,500,000
82	102054 00219	JEEP	BMW	X3 XDRIVE 20i AT CKD M/T	2000	1.050	466,000,000	489,300,000
83	102054 00224	JEEP	BMW	X3 XDRIVE20i CKD A/T	2019	1.050	747,000,000	784,350,000
84	102054 00224	JEEP	BMW	X3 XDRIVE20i CKD A/T	2018	1.050	710,000,000	745,500,000

NO	KODING	JENIS	MERЕК	TIPE	TH BUAT	BOBOT	NJKB	DP PKB
1	2	3	4	5	6	7	8	9
85	102054 00224	JEEP	BMW	X3 XDRIVE20i CKD A/T	2017	1.050	675,000,000	708,750,000
86	102054 00330	JEEP	BMW	X3 XDRIVE20i G01 CKD A/T	2019	1.050	908,000,000	953,400,000
87	102054 00221	JEEP	BMW	X3 XDRIVE 25i	2011	1.050	763,000,000	801,150,000
88	102054 00221	JEEP	BMW	X3 XDRIVE 25i	2010	1.050	689,000,000	723,450,000
89	102054 00222	JEEP	BMW	X3 XDRIVE 35i AT	2012	1.050	898,000,000	942,900,000
90	102054 00222	JEEP	BMW	X3 XDRIVE 35i AT	2011	1.050	855,000,000	897,750,000
91	102054 00225	JEEP	BMW	X4 XDRIVE 28i A/T	2019	1.050	1,086,000,000	1,140,300,000
92	102054 00225	JEEP	BMW	X4 XDRIVE 28i A/T	2018	1.050	1,032,000,000	1,083,600,000
93	102054 00225	JEEP	BMW	X4 XDRIVE 28i A/T	2017	1.050	981,000,000	1,030,050,000
94	102054 00331	JEEP	BMW	X4 XDRIVE30i A/T	2019	1.050	1,255,000,000	1,317,750,000
95	102054 00226	JEEP	BMW	X5 3.0	2010	1.050	971,000,000	1,019,550,000
96	102054 00226	JEEP	BMW	X5 3.0	2009	1.050	952,000,000	999,600,000
97	102054 00226	JEEP	BMW	X5 3.0	2008	1.050	883,000,000	927,150,000
98	102054 00226	JEEP	BMW	X5 3.0	2007	1.050	726,000,000	762,300,000
99	102054 00226	JEEP	BMW	X5 3.0	2006	1.050	605,000,000	635,250,000
100	102054 00226	JEEP	BMW	X5 3.0	2005	1.050	535,000,000	561,750,000
101	102054 00226	JEEP	BMW	X5 3.0	2004	1.050	448,000,000	470,400,000
102	102054 00226	JEEP	BMW	X5 3.0	2003	1.050	347,000,000	364,350,000
103	102054 00226	JEEP	BMW	X5 3.0	2002	1.050	325,000,000	341,250,000
104	102054 00226	JEEP	BMW	X5 3.0	2001	1.050	302,000,000	317,100,000
105	102054 00228	JEEP	BMW	X5 3.0 DIESEL	2005	1.050	522,000,000	548,100,000
106	102054 00228	JEEP	BMW	X5 3.0 DIESEL	2004	1.050	407,000,000	427,350,000
107	102054 00228	JEEP	BMW	X5 3.0 DIESEL	2003	1.050	357,000,000	374,850,000
108	102054 00228	JEEP	BMW	X5 3.0 DIESEL	2002	1.050	329,000,000	345,450,000
109	102054 00228	JEEP	BMW	X5 3.0 DIESEL	2001	1.050	307,000,000	322,350,000
110	102054 00228	JEEP	BMW	X5 3.0 DIESEL	2000	1.050	298,000,000	312,900,000
111	102054 00227	JEEP	BMW	X5 3.0 D SPORT	2005	1.050	557,000,000	584,850,000
112	102054 00229	JEEP	BMW	X5 4.4	2006	1.050	747,000,000	784,350,000
113	102054 00229	JEEP	BMW	X5 4.4	2005	1.050	692,000,000	726,600,000
114	102054 00229	JEEP	BMW	X5 4.4	2004	1.050	519,000,000	544,950,000
115	102054 00229	JEEP	BMW	X5 4.4	2003	1.050	490,000,000	514,500,000
116	102054 00229	JEEP	BMW	X5 4.4	2002	1.050	451,000,000	473,550,000
117	102054 00229	JEEP	BMW	X5 4.4	2001	1.050	440,000,000	462,000,000
118	102054 00229	JEEP	BMW	X5 4.4	2000	1.050	420,000,000	441,000,000
119	102054 00230	JEEP	BMW	X5 4.4i	2008	1.050	1,046,000,000	1,098,300,000
120	102054 00230	JEEP	BMW	X5 4.4i	2007	1.050	963,000,000	1,011,150,000
121	102054 00230	JEEP	BMW	X5 4.4i	2006	1.050	869,000,000	912,450,000
122	102054 00230	JEEP	BMW	X5 4.4i	2005	1.050	754,000,000	791,700,000
123	102054 00230	JEEP	BMW	X5 4.4i	2004	1.050	570,000,000	598,500,000
124	102054 00231	JEEP	BMW	X5 4.4i AT RHD	2001	1.050	470,000,000	493,500,000
125	102054 00231	JEEP	BMW	X5 4.4i AT RHD	2000	1.050	466,000,000	489,300,000
126	102054 00232	JEEP	BMW	X5 4.6 Is AT	2006	1.050	921,000,000	967,050,000
127	102054 00232	JEEP	BMW	X5 4.6 Is AT	2005	1.050	810,000,000	850,500,000
128	102054 00232	JEEP	BMW	X5 4.6 Is AT	2004	1.050	582,000,000	611,100,000
129	102054 00232	JEEP	BMW	X5 4.6 Is AT	2003	1.050	502,000,000	527,100,000
130	102054 00232	JEEP	BMW	X5 4.6 Is AT	2002	1.050	374,000,000	392,700,000
131	102054 00232	JEEP	BMW	X5 4.6 Is AT	2001	1.050	231,000,000	242,550,000
132	102054 00233	JEEP	BMW	X5 4.8 is	2011	1.050	1,619,000,000	1,699,950,000
133	102054 00233	JEEP	BMW	X5 4.8 is	2010	1.050	1,510,000,000	1,585,500,000
134	102054 00233	JEEP	BMW	X5 4.8 is	2009	1.050	1,435,000,000	1,506,750,000
135	102054 00233	JEEP	BMW	X5 4.8 is	2008	1.050	1,206,000,000	1,266,300,000
136	102054 00233	JEEP	BMW	X5 4.8 is	2007	1.050	1,077,000,000	1,130,850,000
137	102054 00233	JEEP	BMW	X5 4.8 is	2006	1.050	924,000,000	970,200,000
138	102054 00233	JEEP	BMW	X5 4.8 is	2005	1.050	776,000,000	814,800,000
139	102054 00234	JEEP	BMW	X5 M A/T	2019	1.050	2,874,000,000	3,017,700,000
140	102054 00234	JEEP	BMW	X5 M A/T	2018	1.050	2,731,000,000	2,867,550,000
141	102054 00234	JEEP	BMW	X5 M A/T	2017	1.050	2,595,000,000	2,724,750,000
142	102054 00235	JEEP	BMW	X5 M A/T CBU	2019	1.050	2,874,000,000	3,017,700,000
143	102054 00235	JEEP	BMW	X5 M A/T CBU	2018	1.050	2,731,000,000	2,867,550,000
144	102054 00236	JEEP	BMW	X5 XDRIVE 25D CKD A/T	2019	1.050	1,051,000,000	1,103,550,000
145	102054 00236	JEEP	BMW	X5 XDRIVE 25D CKD A/T	2018	1.050	999,000,000	1,048,950,000
146	102054 00236	JEEP	BMW	X5 XDRIVE 25D CKD A/T	2012	1.050	700,000,000	735,000,000
147	102054 00236	JEEP	BMW	X5 XDRIVE 25D CKD A/T	2011	1.050	665,000,000	698,250,000
148	102054 00236	JEEP	BMW	X5 XDRIVE 25D CKD A/T	2010	1.050	632,000,000	663,600,000
149	102054 00236	JEEP	BMW	X5 XDRIVE 25D CKD A/T	2009	1.050	601,000,000	631,050,000
150	102054 00236	JEEP	BMW	X5 XDRIVE 25D CKD A/T	2008	1.050	571,000,000	599,550,000
151	102054 00237	JEEP	BMW	X5 XDRIVE 35i AT	2019	1.050	1,147,000,000	1,204,350,000
152	102054 00237	JEEP	BMW	X5 XDRIVE 35i AT	2018	1.050	1,090,000,000	1,144,500,000
153	102054 00237	JEEP	BMW	X5 XDRIVE 35i AT	2017	1.050	1,036,000,000	1,087,800,000
154	102054 00237	JEEP	BMW	X5 XDRIVE 35i AT	2016	1.050	985,000,000	1,034,250,000
155	102054 00237	JEEP	BMW	X5 XDRIVE 35i AT	2015	1.050	936,000,000	982,800,000
156	102054 00237	JEEP	BMW	X5 XDRIVE 35i AT	2014	1.050	890,000,000	934,500,000
157	102054 00237	JEEP	BMW	X5 XDRIVE 35i AT	2013	1.050	846,000,000	888,300,000
158	102054 00237	JEEP	BMW	X5 XDRIVE 35i AT	2012	1.050	804,000,000	844,200,000
159	102054 00238	JEEP	BMW	X5 XDRIVE 35i CKD AT	2019	1.050	1,147,000,000	1,204,350,000
160	102054 00238	JEEP	BMW	X5 XDRIVE 35i CKD AT	2018	1.050	1,090,000,000	1,144,500,000
161	102054 00239	JEEP	BMW	X5 XDRIVE 35i M/T	2011	1.050	1,233,000,000	1,294,650,000
162	102054 00239	JEEP	BMW	X5 XDRIVE 35i M/T	2010	1.050	1,135,000,000	1,191,750,000
163	102054 00240	JEEP	BMW	X5 XDRIVE 30d	2012	1.050	1,169,000,000	1,227,450,000
164	102054 00240	JEEP	BMW	X5 XDRIVE 30d	2011	1.050	1,145,000,000	1,202,250,000
165	102054 00240	JEEP	BMW	X5 XDRIVE 30d	2010	1.050	1,055,000,000	1,107,750,000
166	102054 00241	JEEP	BMW	X5 XDRIVE 30i	2012	1.050	1,044,000,000	1,096,200,000
167	102054 00241	JEEP	BMW	X5 XDRIVE 30i	2011	1.050	1,022,000,000	1,073,100,000
168	102054 00241	JEEP	BMW	X5 XDRIVE 30i	2010	1.050	941,000,000	988,050,000
169	102054 00242	JEEP	BMW	X5 XDRIVE 40E A/T	2019	1.050	1,124,000,000	1,180,200,000
170	102054 00242	JEEP	BMW	X5 XDRIVE 40E A/T	2018	1.050	1,068,000,000	1,121,400,000
171	102054 00332	JEEP	BMW	X5 XDRIVE40i A/T	2019	1.050	984,000,000	1,033,200,000
172	102054 00243	JEEP	BMW	X5 XDRIVE 48i	2011	1.050	1,619,000,000	1,699,950,000
173	102054 00243	JEEP	BMW	X5 XDRIVE 48i	2010	1.050	1,461,000,000	1,534,050,000

NO	KODING	JENIS	MERЕК	TIPE	TH BUAT	BOBOT	NJKB	DP PKB
1	2	3	4	5	6	7	8	9
174	102054 00244	JEEP	BMW	X5 XDRIVE 50i	2012	1.050	1,690,000,000	1,774,500,000
175	102054 00244	JEEP	BMW	X5 XDRIVE 50i	2011	1.050	1,656,000,000	1,738,800,000
176	102054 00244	JEEP	BMW	X5 XDRIVE 50i	2010	1.050	1,526,000,000	1,602,300,000
177	102054 00245	JEEP	BMW	X6 3.0 AT	2010	1.050	1,416,000,000	1,486,800,000
178	102054 00245	JEEP	BMW	X6 3.0 AT	2009	1.050	1,373,000,000	1,441,650,000
179	102054 00245	JEEP	BMW	X6 3.0 AT	2008	1.050	1,304,000,000	1,369,200,000
180	102054 00246	JEEP	BMW	X6 M A/T	2019	1.050	2,849,000,000	2,991,450,000
181	102054 00246	JEEP	BMW	X6 M A/T	2018	1.050	2,707,000,000	2,842,350,000
182	102054 00247	JEEP	BMW	X6 M A/T CBU	2018	1.050	2,849,000,000	2,991,450,000
183	102054 00248	JEEP	BMW	X6 XDRIVE 35i A/T	2019	1.050	1,570,000,000	1,648,500,000
184	102054 00248	JEEP	BMW	X6 XDRIVE 35i A/T	2018	1.050	1,492,000,000	1,566,600,000
185	102054 00249	JEEP	BMW	X6 XDRIVE 35i M/T	2012	1.050	1,501,000,000	1,576,050,000
186	102054 00249	JEEP	BMW	X6 XDRIVE 35i M/T	2011	1.050	1,463,000,000	1,536,150,000
187	102054 00249	JEEP	BMW	X6 XDRIVE 35i M/T	2010	1.050	1,390,000,000	1,459,500,000
188	102054 00249	JEEP	BMW	X6 XDRIVE 35i M/T	2009	1.050	1,373,000,000	1,441,650,000
189	102054 00249	JEEP	BMW	X6 XDRIVE 35i M/T	2008	1.050	1,304,000,000	1,369,200,000
190	102054 00250	JEEP	BMW	X6 XDRIVE 50i	2012	1.050	1,854,000,000	1,946,700,000
191	102054 00250	JEEP	BMW	X6 XDRIVE 50i	2011	1.050	1,816,000,000	1,906,800,000
192	102054 00250	JEEP	BMW	X6 XDRIVE 50i	2010	1.050	1,672,000,000	1,755,600,000
193	102069 00003	JEEP	CADILLAC	ESCALADE ESV	2007	1.050	904,000,000	949,200,000
194	102069 00003	JEEP	CADILLAC	ESCALADE ESV	2006	1.050	802,000,000	842,100,000
195	102069 00003	JEEP	CADILLAC	ESCALADE ESV	2005	1.050	766,000,000	804,300,000
196	102069 00004	JEEP	CADILLAC	ESCALADE ESV (4x4) AT	2005	1.050	772,000,000	810,600,000
197	102069 00004	JEEP	CADILLAC	ESCALADE ESV (4x4) AT	2004	1.050	576,000,000	604,800,000
198	102069 00005	JEEP	CADILLAC	ESCALADE ESV 6.0 AT	2005	1.050	766,000,000	804,300,000
199	102069 00006	JEEP	CADILLAC	ESCALADE ESV 6.0 AUTOMATIC	2007	1.050	903,000,000	948,150,000
200	102069 00006	JEEP	CADILLAC	ESCALADE ESV 6.0 AUTOMATIC	2006	1.050	802,000,000	842,100,000
201	102079 00044	JEEP	CHEVROLET	BLAZER 4.3 i (4x4) AT	2005	1.050	298,000,000	312,900,000
202	102079 00044	JEEP	CHEVROLET	BLAZER 4.3 i (4x4) AT	2004	1.050	227,000,000	238,350,000
203	102079 00044	JEEP	CHEVROLET	BLAZER 4.3 i (4x4) AT	2003	1.050	195,000,000	204,750,000
204	102079 00044	JEEP	CHEVROLET	BLAZER 4.3 i (4x4) AT	2002	1.050	169,000,000	177,450,000
205	102079 00044	JEEP	CHEVROLET	BLAZER 4.3 i (4x4) AT	2001	1.050	141,000,000	148,050,000
206	102079 00044	JEEP	CHEVROLET	BLAZER 4.3 i (4x4) AT	2000	1.050	121,000,000	127,050,000
207	102079 00045	JEEP	CHEVROLET	BLAZER 4.3 V6 (4x4) AT	2005	1.050	335,000,000	351,750,000
208	102079 00045	JEEP	CHEVROLET	BLAZER 4.3 V6 (4x4) AT	2004	1.050	257,000,000	269,850,000
209	102079 00046	JEEP	CHEVROLET	CAPTIVA 2.0L AWD A/T	2011	1.050	307,000,000	322,350,000
210	102079 00046	JEEP	CHEVROLET	CAPTIVA 2.0L AWD A/T	2010	1.050	285,000,000	299,250,000
211	102079 00046	JEEP	CHEVROLET	CAPTIVA 2.0L AWD A/T	2009	1.050	266,000,000	279,300,000
212	102079 00047	JEEP	CHEVROLET	CAPTIVA 2.4L MT (4X2)	2011	1.050	224,000,000	235,200,000
213	102079 00048	JEEP	CHEVROLET	CUSTOM J20 DLX	1981	1.050	16,000,000	16,800,000
214	102079 00048	JEEP	CHEVROLET	CUSTOM J20 DLX	1980	1.050	13,000,000	13,650,000
215	102079 00049	JEEP	CHEVROLET	EX PICK UP MTV DIESEL 2238cc	1994	1.050	22,000,000	23,100,000
216	102079 00049	JEEP	CHEVROLET	EX PICK UP MTV DIESEL 2238cc	1993	1.050	21,000,000	22,050,000
217	102079 00049	JEEP	CHEVROLET	EX PICK UP MTV DIESEL 2238cc	1992	1.050	19,000,000	19,950,000
218	102079 00049	JEEP	CHEVROLET	EX PICK UP MTV DIESEL 2238cc	1991	1.050	18,000,000	18,900,000
219	102079 00049	JEEP	CHEVROLET	EX PICK UP MTV DIESEL 2238cc	1990	1.050	17,000,000	17,850,000
220	102079 00049	JEEP	CHEVROLET	EX PICK UP MTV DIESEL 2238cc	1989	1.050	16,000,000	16,800,000
221	102079 00049	JEEP	CHEVROLET	EX PICK UP MTV DIESEL 2238cc	1988	1.050	15,000,000	15,750,000
222	102079 00049	JEEP	CHEVROLET	EX PICK UP MTV DIESEL 2238cc	1987	1.050	14,000,000	14,700,000
223	102079 00049	JEEP	CHEVROLET	EX PICK UP MTV DIESEL 2238cc	1986	1.050	13,000,000	13,650,000
224	102079 00050	JEEP	CHEVROLET	LUV DIESEL KBD 21 1951cc	1985	1.050	22,500,000	23,625,000
225	102079 00051	JEEP	CHEVROLET	LUV DIESEL KBD 22 1951cc / STALION	1997	1.050	42,000,000	44,100,000
226	102079 00051	JEEP	CHEVROLET	LUV DIESEL KBD 22 1951cc / STALION	1996	1.050	40,000,000	42,000,000
227	102079 00051	JEEP	CHEVROLET	LUV DIESEL KBD 22 1951cc / STALION	1995	1.050	37,000,000	38,850,000
228	102079 00051	JEEP	CHEVROLET	LUV DIESEL KBD 22 1951cc / STALION	1994	1.050	35,000,000	36,750,000
229	102079 00051	JEEP	CHEVROLET	LUV DIESEL KBD 22 1951cc / STALION	1993	1.050	32,000,000	33,600,000
230	102079 00051	JEEP	CHEVROLET	LUV DIESEL KBD 22 1951cc / STALION	1992	1.050	30,000,000	31,500,000
231	102079 00051	JEEP	CHEVROLET	LUV DIESEL KBD 22 1951cc / STALION	1991	1.050	28,000,000	29,400,000
232	102079 00052	JEEP	CHEVROLET	LUV DIESEL KBD 26 1951cc/STALION	1997	1.050	40,000,000	42,000,000
233	102079 00052	JEEP	CHEVROLET	LUV DIESEL KBD 26 1951cc/STALION	1996	1.050	37,000,000	38,850,000
234	102079 00052	JEEP	CHEVROLET	LUV DIESEL KBD 26 1951cc/STALION	1995	1.050	35,000,000	36,750,000
235	102079 00052	JEEP	CHEVROLET	LUV DIESEL KBD 26 1951cc/STALION	1994	1.050	33,000,000	34,650,000
236	102079 00052	JEEP	CHEVROLET	LUV DIESEL KBD 26 1951cc/STALION	1993	1.050	31,000,000	32,550,000
237	102079 00052	JEEP	CHEVROLET	LUV DIESEL KBD 26 1951cc/STALION	1992	1.050	28,000,000	29,400,000
238	102079 00052	JEEP	CHEVROLET	LUV DIESEL KBD 26 1951cc/STALION	1991	1.050	26,000,000	27,300,000
239	102079 00053	JEEP	CHEVROLET	LUV DIESEL MTV-2 2238cc	1994	1.050	22,000,000	23,100,000
240	102079 00053	JEEP	CHEVROLET	LUV DIESEL MTV-2 2238cc	1993	1.050	20,000,000	21,000,000
241	102079 00053	JEEP	CHEVROLET	LUV DIESEL MTV-2 2238cc	1992	1.050	19,000,000	19,950,000
242	102079 00053	JEEP	CHEVROLET	LUV DIESEL MTV-2 2238cc	1991	1.050	18,000,000	18,900,000
243	102079 00054	JEEP	CHEVROLET	TRAILBLAZER 2.5 MT (4X2)	2012	1.050	283,000,000	297,150,000
244	102079 00055	JEEP	CHEVROLET	TRAILBLAZER 2.8 AT (4X4)	2012	1.050	454,000,000	476,700,000
245	102079 00056	JEEP	CHEVROLET	TROOPER BENSIN UBS 16 FUK 2254cc	1997	1.050	40,000,000	42,000,000
246	102079 00056	JEEP	CHEVROLET	TROOPER BENSIN UBS 16 FUK 2254cc	1996	1.050	37,000,000	38,850,000
247	102079 00056	JEEP	CHEVROLET	TROOPER BENSIN UBS 16 FUK 2254cc	1995	1.050	35,000,000	36,750,000
248	102079 00056	JEEP	CHEVROLET	TROOPER BENSIN UBS 16 FUK 2254cc	1994	1.050	33,000,000	34,650,000
249	102079 00056	JEEP	CHEVROLET	TROOPER BENSIN UBS 16 FUK 2254cc	1993	1.050	30,000,000	31,500,000
250	102079 00056	JEEP	CHEVROLET	TROOPER BENSIN UBS 16 FUK 2254cc	1992	1.050	28,000,000	29,400,000
251	102079 00056	JEEP	CHEVROLET	TROOPER BENSIN UBS 16 FUK 2254cc	1991	1.050	27,000,000	28,350,000
252	102079 00056	JEEP	CHEVROLET	TROOPER BENSIN UBS 16 FUK 2254cc	1990	1.050	26,000,000	27,300,000
253	102079 00056	JEEP	CHEVROLET	TROOPER BENSIN UBS 16 FUK 2254cc	1989	1.050	25,000,000	26,250,000
254	102079 00056	JEEP	CHEVROLET	TROOPER BENSIN UBS 16 FUK 2254cc	1988	1.050	24,000,000	25,200,000
255	102079 00056	JEEP	CHEVROLET	TROOPER BENSIN UBS 16 FUK 2254cc	1987	1.050	23,000,000	24,150,000
256	102079 00056	JEEP	CHEVROLET	TROOPER BENSIN UBS 16 FUK 2254cc	1986	1.050	22,000,000	23,100,000
257	102079 00056	JEEP	CHEVROLET	TROOPER BENSIN UBS 16 FUK 2254cc	1985	1.050	21,000,000	22,050,000
258	102079 00056	JEEP	CHEVROLET	TROOPER BENSIN UBS 16 FUK 2254cc	1984	1.050	20,000,000	21,000,000
259	102079 00057	JEEP	CHEVROLET	TROOPER BENSIN UBS 52 LONG	1991	1.050	35,000,000	36,750,000
260	102079 00057	JEEP	CHEVROLET	TROOPER BENSIN UBS 52 LONG	1990	1.050	30,000,000	31,500,000
261	102079 00057	JEEP	CHEVROLET	TROOPER BENSIN UBS 52 LONG	1989	1.050	27,000,000	28,350,000
262	102079 00057	JEEP	CHEVROLET	TROOPER BENSIN UBS 52 LONG	1988	1.050	25,000,000	26,250,000

NO	KODING	JENIS	MERЕК	TIPE	TH BUAT	BOBOT	NJKB	DP PKB
1	2	3	4	5	6	7	8	9
263	102079 00057	JEEP	CHEVROLET	TROOPER BENSIN UBS 52 LONG	1987	1.050	23,000,000	24,150,000
264	102079 00057	JEEP	CHEVROLET	TROOPER BENSIN UBS 52 LONG	1986	1.050	21,000,000	22,050,000
265	102079 00057	JEEP	CHEVROLET	TROOPER BENSIN UBS 52 LONG	1985	1.050	18,000,000	18,900,000
266	102079 00057	JEEP	CHEVROLET	TROOPER BENSIN UBS 52 LONG	1984	1.050	17,500,000	18,375,000
267	102079 00058	JEEP	CHEVROLET	TROOPER BENSIN UBS 52 SHORT	1985	1.050	17,000,000	17,850,000
268	102079 00058	JEEP	CHEVROLET	TROOPER BENSIN UBS 52 SHORT	1984	1.050	16,500,000	17,325,000
269	102079 00059	JEEP	CHEVROLET	TROOPER DIESEL FUK UBS 52 LONG	1991	1.050	31,000,000	32,550,000
270	102079 00059	JEEP	CHEVROLET	TROOPER DIESEL FUK UBS 52 LONG	1990	1.050	25,000,000	26,250,000
271	102079 00059	JEEP	CHEVROLET	TROOPER DIESEL FUK UBS 52 LONG	1989	1.050	24,000,000	25,200,000
272	102079 00059	JEEP	CHEVROLET	TROOPER DIESEL FUK UBS 52 LONG	1988	1.050	23,500,000	24,675,000
273	102079 00059	JEEP	CHEVROLET	TROOPER DIESEL FUK UBS 52 LONG	1987	1.050	23,000,000	24,150,000
274	102079 00059	JEEP	CHEVROLET	TROOPER DIESEL FUK UBS 52 LONG	1986	1.050	22,500,000	23,625,000
275	102079 00059	JEEP	CHEVROLET	TROOPER DIESEL FUK UBS 52 LONG	1985	1.050	22,000,000	23,100,000
276	102079 00059	JEEP	CHEVROLET	TROOPER DIESEL FUK UBS 52 LONG	1984	1.050	21,500,000	22,575,000
277	102079 00060	JEEP	CHEVROLET	TROOPER DIESEL UBS 52 SHORT	1988	1.050	29,000,000	30,450,000
278	102079 00060	JEEP	CHEVROLET	TROOPER DIESEL UBS 52 SHORT	1987	1.050	28,000,000	29,400,000
279	102079 00060	JEEP	CHEVROLET	TROOPER DIESEL UBS 52 SHORT	1986	1.050	27,000,000	28,350,000
280	102079 00060	JEEP	CHEVROLET	TROOPER DIESEL UBS 52 SHORT	1985	1.050	23,000,000	24,150,000
281	102079 00060	JEEP	CHEVROLET	TROOPER DIESEL UBS 52 SHORT	1984	1.050	22,500,000	23,625,000
282	102080 00017	JEEP	CHRYSLER	2.5 L	2000	1.050	91,000,000	95,550,000
283	102080 00019	JEEP	CHRYSLER	CHEROKEE 3.6 AT	2012	1.050	851,000,000	893,550,000
284	102080 00020	JEEP	CHRYSLER	CHEROKEE 3.7 L AT / LIBERTY	2005	1.050	388,000,000	407,400,000
285	102080 00020	JEEP	CHRYSLER	CHEROKEE 3.7 L AT / LIBERTY	2004	1.050	310,000,000	325,500,000
286	102080 00020	JEEP	CHRYSLER	CHEROKEE 3.7 L AT / LIBERTY	2003	1.050	270,000,000	283,500,000
287	102080 00020	JEEP	CHRYSLER	CHEROKEE 3.7 L AT / LIBERTY	2002	1.050	241,000,000	253,050,000
288	102080 00020	JEEP	CHRYSLER	CHEROKEE 3.7 L AT / LIBERTY	2001	1.050	204,000,000	214,200,000
289	102080 00021	JEEP	CHRYSLER	CHEROKEE CLASSIC MT 2.5 L 2500cc	2003	1.050	140,000,000	147,000,000
290	102080 00021	JEEP	CHRYSLER	CHEROKEE CLASSIC MT 2.5 L 2500cc	2002	1.050	119,000,000	124,950,000
291	102080 00021	JEEP	CHRYSLER	CHEROKEE CLASSIC MT 2.5 L 2500cc	2001	1.050	107,000,000	112,350,000
292	102080 00021	JEEP	CHRYSLER	CHEROKEE CLASSIC MT 2.5 L 2500cc	2000	1.050	100,000,000	105,000,000
293	102080 00021	JEEP	CHRYSLER	CHEROKEE CLASSIC MT 2.5 L 2500cc	1999	1.050	80,000,000	84,000,000
294	102080 00021	JEEP	CHRYSLER	CHEROKEE CLASSIC MT 2.5 L 2500cc	1998	1.050	70,000,000	73,500,000
295	102080 00021	JEEP	CHRYSLER	CHEROKEE CLASSIC MT 2.5 L 2500cc	1997	1.050	62,000,000	65,100,000
296	102080 00022	JEEP	CHRYSLER	CHEROKEE CRD 2.5L MT (4x4)	2005	1.050	252,000,000	264,600,000
297	102080 00022	JEEP	CHRYSLER	CHEROKEE CRD 2.5L MT (4x4)	2004	1.050	189,000,000	198,450,000
298	102080 00023	JEEP	CHRYSLER	CHEROKEE GRAND	2001	1.050	108,000,000	113,400,000
299	102080 00023	JEEP	CHRYSLER	CHEROKEE GRAND	2000	1.050	100,000,000	105,000,000
300	102080 00023	JEEP	CHRYSLER	CHEROKEE GRAND	1999	1.050	86,000,000	90,300,000
301	102080 00023	JEEP	CHRYSLER	CHEROKEE GRAND	1998	1.050	80,000,000	84,000,000
302	102080 00023	JEEP	CHRYSLER	CHEROKEE GRAND	1997	1.050	64,000,000	67,200,000
303	102080 00024	JEEP	CHRYSLER	CHEROKEE LIMITED 2.5 L AT	2003	1.050	147,000,000	154,350,000
304	102080 00024	JEEP	CHRYSLER	CHEROKEE LIMITED 2.5 L AT	2002	1.050	131,000,000	137,550,000
305	102080 00024	JEEP	CHRYSLER	CHEROKEE LIMITED 2.5 L AT	2001	1.050	111,000,000	116,550,000
306	102080 00024	JEEP	CHRYSLER	CHEROKEE LIMITED 2.5 L AT	2000	1.050	102,000,000	107,100,000
307	102080 00024	JEEP	CHRYSLER	CHEROKEE LIMITED 2.5 L AT	1999	1.050	80,000,000	84,000,000
308	102080 00024	JEEP	CHRYSLER	CHEROKEE LIMITED 2.5 L AT	1998	1.050	71,000,000	74,550,000
309	102080 00024	JEEP	CHRYSLER	CHEROKEE LIMITED 2.5 L AT	1997	1.050	62,000,000	65,100,000
310	102080 00024	JEEP	CHRYSLER	CHEROKEE LIMITED 2.5 L AT	1996	1.050	55,000,000	57,750,000
311	102080 00024	JEEP	CHRYSLER	CHEROKEE LIMITED 2.5 L AT	1995	1.050	48,000,000	50,400,000
312	102080 00024	JEEP	CHRYSLER	CHEROKEE LIMITED 2.5 L AT	1994	1.050	42,000,000	44,100,000
313	102080 00025	JEEP	CHRYSLER	CHEROKEE LIMITED 3.3 (CBU)	2004	1.050	262,000,000	275,100,000
314	102080 00026	JEEP	CHRYSLER	CHEROKEE LIMITED 3.7 AT	2005	1.050	337,000,000	353,850,000
315	102080 00027	JEEP	CHRYSLER	CHEROKEE LIMITED COUNTRY 4.0 L AT	2003	1.050	213,000,000	223,650,000
316	102080 00027	JEEP	CHRYSLER	CHEROKEE LIMITED COUNTRY 4.0 L AT	2002	1.050	194,000,000	203,700,000
317	102080 00027	JEEP	CHRYSLER	CHEROKEE LIMITED COUNTRY 4.0 L AT	2001	1.050	175,000,000	183,750,000
318	102080 00027	JEEP	CHRYSLER	CHEROKEE LIMITED COUNTRY 4.0 L AT	2000	1.050	166,000,000	174,300,000
319	102080 00027	JEEP	CHRYSLER	CHEROKEE LIMITED COUNTRY 4.0 L AT	1999	1.050	126,000,000	132,300,000
320	102080 00027	JEEP	CHRYSLER	CHEROKEE LIMITED COUNTRY 4.0 L AT	1998	1.050	84,000,000	88,200,000
321	102080 00027	JEEP	CHRYSLER	CHEROKEE LIMITED COUNTRY 4.0 L AT	1997	1.050	74,000,000	77,700,000
322	102080 00027	JEEP	CHRYSLER	CHEROKEE LIMITED COUNTRY 4.0 L AT	1996	1.050	70,000,000	73,500,000
323	102080 00027	JEEP	CHRYSLER	CHEROKEE LIMITED COUNTRY 4.0 L AT	1995	1.050	65,000,000	68,250,000
324	102080 00028	JEEP	CHRYSLER	CHEROKEE SPIRIT M/T	1998	1.050	67,000,000	70,350,000
325	102080 00028	JEEP	CHRYSLER	CHEROKEE SPIRIT M/T	1997	1.050	60,000,000	63,000,000
326	102080 00028	JEEP	CHRYSLER	CHEROKEE SPIRIT M/T	1996	1.050	54,000,000	56,700,000
327	102080 00028	JEEP	CHRYSLER	CHEROKEE SPIRIT M/T	1995	1.050	50,000,000	52,500,000
328	102080 00028	JEEP	CHRYSLER	CHEROKEE SPIRIT M/T	1994	1.050	46,000,000	48,300,000
329	102080 00029	JEEP	CHRYSLER	CHEROKEE TURBO DIESEL 2.5 L M/T	2003	1.050	174,000,000	182,700,000
330	102080 00029	JEEP	CHRYSLER	CHEROKEE TURBO DIESEL 2.5 L M/T	2002	1.050	143,000,000	150,150,000
331	102080 00029	JEEP	CHRYSLER	CHEROKEE TURBO DIESEL 2.5 L M/T	2001	1.050	128,000,000	134,400,000
332	102080 00029	JEEP	CHRYSLER	CHEROKEE TURBO DIESEL 2.5 L M/T	2000	1.050	126,000,000	132,300,000
333	102080 00018	JEEP	CHRYSLER	CHEROKE SPORT MT	2003	1.050	140,000,000	147,000,000
334	102080 00018	JEEP	CHRYSLER	CHEROKE SPORT MT	2002	1.050	120,000,000	126,000,000
335	102080 00018	JEEP	CHRYSLER	CHEROKE SPORT MT	2001	1.050	107,000,000	112,350,000
336	102080 00018	JEEP	CHRYSLER	CHEROKE SPORT MT	2000	1.050	93,000,000	97,650,000
337	102080 00018	JEEP	CHRYSLER	CHEROKE SPORT MT	1999	1.050	75,000,000	78,750,000
338	102080 00018	JEEP	CHRYSLER	CHEROKE SPORT MT	1998	1.050	68,000,000	71,400,000
339	102080 00018	JEEP	CHRYSLER	CHEROKE SPORT MT	1997	1.050	62,000,000	65,100,000
340	102080 00018	JEEP	CHRYSLER	CHEROKE SPORT MT	1996	1.050	54,000,000	56,700,000
341	102080 00018	JEEP	CHRYSLER	CHEROKE SPORT MT	1995	1.050	47,000,000	49,350,000
342	102080 00018	JEEP	CHRYSLER	CHEROKE SPORT MT	1994	1.050	42,000,000	44,100,000
343	102080 00030	JEEP	CHRYSLER	CJ 8 HARD TOP 4200cc	1984	1.050	35,000,000	36,750,000
344	102080 00031	JEEP	CHRYSLER	CRUISER 2.0 AT	1994	1.050	65,000,000	68,250,000
345	102080 00032	JEEP	CHRYSLER	CRUISER AT	2004	1.050	168,000,000	176,400,000
346	102080 00032	JEEP	CHRYSLER	CRUISER AT	2003	1.050	141,000,000	148,050,000
347	102080 00032	JEEP	CHRYSLER	CRUISER AT	2002	1.050	130,000,000	136,500,000
348	102080 00032	JEEP	CHRYSLER	CRUISER AT	2001	1.050	117,000,000	122,850,000
349	102080 00032	JEEP	CHRYSLER	CRUISER AT	2000	1.050	110,000,000	115,500,000
350	102080 00033	JEEP	CHRYSLER	GRAND CHEROKEE 4.0 L LIMITED AT	2005	1.050	304,000,000	319,200,000
351	102080 00033	JEEP	CHRYSLER	GRAND CHEROKEE 4.0 L LIMITED AT	2004	1.050	228,000,000	239,400,000

NO	KODING	JENIS	MERЕК	TIPE	TH BUAT	BOBOT	NJKB	DP PKB
1	2	3	4	5	6	7	8	9
352	102080 00033	JEEP	CHRYSLER	GRAND CHEROKEE 4.0 L LIMITED AT	2003	1.050	201,000,000	211,050,000
353	102080 00033	JEEP	CHRYSLER	GRAND CHEROKEE 4.0 L LIMITED AT	2002	1.050	156,000,000	163,800,000
354	102080 00033	JEEP	CHRYSLER	GRAND CHEROKEE 4.0 L LIMITED AT	2001	1.050	142,000,000	149,100,000
355	102080 00033	JEEP	CHRYSLER	GRAND CHEROKEE 4.0 L LIMITED AT	2000	1.050	122,000,000	128,100,000
356	102080 00033	JEEP	CHRYSLER	GRAND CHEROKEE 4.0 L LIMITED AT	1999	1.050	109,000,000	114,450,000
357	102080 00033	JEEP	CHRYSLER	GRAND CHEROKEE 4.0 L LIMITED AT	1998	1.050	101,000,000	106,050,000
358	102080 00033	JEEP	CHRYSLER	GRAND CHEROKEE 4.0 L LIMITED AT	1997	1.050	89,000,000	93,450,000
359	102080 00033	JEEP	CHRYSLER	GRAND CHEROKEE 4.0 L LIMITED AT	1996	1.050	78,000,000	81,900,000
360	102080 00033	JEEP	CHRYSLER	GRAND CHEROKEE 4.0 L LIMITED AT	1995	1.050	75,000,000	78,750,000
361	102080 00033	JEEP	CHRYSLER	GRAND CHEROKEE 4.0 L LIMITED AT	1994	1.050	72,000,000	75,600,000
362	102080 00034	JEEP	CHRYSLER	GRAND CHEROKEE 4.7 L LAREDO	2003	1.050	199,000,000	208,950,000
363	102080 00034	JEEP	CHRYSLER	GRAND CHEROKEE 4.7 L LAREDO	2002	1.050	176,000,000	184,800,000
364	102080 00034	JEEP	CHRYSLER	GRAND CHEROKEE 4.7 L LAREDO	2001	1.050	162,000,000	170,100,000
365	102080 00034	JEEP	CHRYSLER	GRAND CHEROKEE 4.7 L LAREDO	2000	1.050	133,000,000	139,650,000
366	102080 00035	JEEP	CHRYSLER	GRAND CHEROKEE 4.7 L NEW AT	2005	1.050	380,000,000	399,000,000
367	102080 00035	JEEP	CHRYSLER	GRAND CHEROKEE 4.7 L NEW AT	2004	1.050	298,000,000	312,900,000
368	102080 00035	JEEP	CHRYSLER	GRAND CHEROKEE 4.7 L NEW AT	2003	1.050	271,000,000	284,550,000
369	102080 00035	JEEP	CHRYSLER	GRAND CHEROKEE 4.7 L NEW AT	2002	1.050	247,000,000	259,350,000
370	102080 00035	JEEP	CHRYSLER	GRAND CHEROKEE 4.7 L NEW AT	2001	1.050	219,000,000	229,950,000
371	102080 00035	JEEP	CHRYSLER	GRAND CHEROKEE 4.7 L NEW AT	2000	1.050	214,000,000	224,700,000
372	102080 00035	JEEP	CHRYSLER	GRAND CHEROKEE 4.7 L NEW AT	1999	1.050	140,000,000	147,000,000
373	102080 00035	JEEP	CHRYSLER	GRAND CHEROKEE 4.7 L NEW AT	1998	1.050	126,000,000	132,300,000
374	102080 00036	JEEP	CHRYSLER	GRAND CHEROKEE LIBERTY LTD 4.0 AT (CBU)	2004	1.050	286,000,000	300,300,000
375	102080 00037	JEEP	CHRYSLER	GRAND CHEROKEE V.8 4.7L / LIMITED	2003	1.050	286,000,000	300,300,000
376	102080 00037	JEEP	CHRYSLER	GRAND CHEROKEE V.8 4.7L/ LIMITED	2002	1.050	253,000,000	265,650,000
377	102080 00038	JEEP	CHRYSLER	GRAND VOYAGER 3.3	2002	1.050	150,000,000	157,500,000
378	102080 00039	JEEP	CHRYSLER	GRAND VOYAGER SE 3.3 L AUTOMATIC	2003	1.050	281,000,000	295,050,000
379	102080 00039	JEEP	CHRYSLER	GRAND VOYAGER SE 3.3 L AUTOMATIC	2002	1.050	248,000,000	260,400,000
380	102080 00039	JEEP	CHRYSLER	GRAND VOYAGER SE 3.3 L AUTOMATIC	2001	1.050	217,000,000	227,850,000
381	102080 00039	JEEP	CHRYSLER	GRAND VOYAGER SE 3.3 L AUTOMATIC	2000	1.050	207,000,000	217,350,000
382	102080 00040	JEEP	CHRYSLER	NEW GRAND CHEROKEE LIMITED 3.7 AT	2004	1.050	283,000,000	297,150,000
383	102080 00040	JEEP	CHRYSLER	NEW GRAND CHEROKEE LIMITED 3.7 AT	2003	1.050	237,000,000	248,850,000
384	102080 00040	JEEP	CHRYSLER	NEW GRAND CHEROKEE LIMITED 3.7 AT	2002	1.050	224,000,000	235,200,000
385	102080 00041	JEEP	CHRYSLER	PICK UP CJ 8 HARD TOP 4200cc (BENSIN)	2004	1.050	173,000,000	181,650,000
386	102080 00041	JEEP	CHRYSLER	PICK UP CJ 8 HARD TOP 4200cc (BENSIN)	2003	1.050	150,000,000	157,500,000
387	102080 00041	JEEP	CHRYSLER	PICK UP CJ 8 HARD TOP 4200cc (BENSIN)	2002	1.050	139,000,000	145,950,000
388	102080 00041	JEEP	CHRYSLER	PICK UP CJ 8 HARD TOP 4200cc (BENSIN)	2001	1.050	128,000,000	134,400,000
389	102080 00042	JEEP	CHRYSLER	WILLYS DEPC 4-72	1984	1.050	26,000,000	27,300,000
390	102080 00043	JEEP	CHRYSLER	WILLYS MAMBO	1981	1.050	17,000,000	17,850,000
391	102080 00043	JEEP	CHRYSLER	WILLYS MAMBO	1980	1.050	10,000,000	10,500,000
392	102080 00043	JEEP	CHRYSLER	WILLYS MAMBO	1976	1.050	10,000,000	10,500,000
393	102080 00043	JEEP	CHRYSLER	WILLYS MAMBO	1972	1.050	10,000,000	10,500,000
394	102080 00043	JEEP	CHRYSLER	WILLYS MAMBO	1965	1.050	10,000,000	10,500,000
395	102080 00043	JEEP	CHRYSLER	WILLYS MAMBO	1957	1.050	10,000,000	10,500,000
396	102080 00043	JEEP	CHRYSLER	WILLYS MAMBO	1953	1.050	10,000,000	10,500,000
397	102080 00044	JEEP	CHRYSLER	WILLYS UNIVERSAL CJ 7 CANVASTOP/FIBER	1986	1.050	24,000,000	25,200,000
398	102080 00044	JEEP	CHRYSLER	WILLYS UNIVERSAL CJ 7 CANVASTOP/FIBER	1985	1.050	23,000,000	24,150,000
399	102080 00044	JEEP	CHRYSLER	WILLYS UNIVERSAL CJ 7 CANVASTOP/FIBER	1984	1.050	22,000,000	23,100,000
400	102080 00044	JEEP	CHRYSLER	WILLYS UNIVERSAL CJ 7 CANVASTOP/FIBER	1983	1.050	21,000,000	22,050,000
401	102080 00044	JEEP	CHRYSLER	WILLYS UNIVERSAL CJ 7 CANVASTOP/FIBER	1982	1.050	20,000,000	21,000,000
402	102080 00044	JEEP	CHRYSLER	WILLYS UNIVERSAL CJ 7 CANVASTOP/FIBER	1981	1.050	19,000,000	19,950,000
403	102080 00044	JEEP	CHRYSLER	WILLYS UNIVERSAL CJ 7 CANVASTOP/FIBER	1980	1.050	17,000,000	17,850,000
404	102080 00044	JEEP	CHRYSLER	WILLYS UNIVERSAL CJ 7 CANVASTOP/FIBER	1950	1.050	17,000,000	17,850,000
405	102080 00045	JEEP	CHRYSLER	WILLYS UNIVERSAL CJ 7 HARD TOP	1989	1.050	35,000,000	36,750,000
406	102080 00045	JEEP	CHRYSLER	WILLYS UNIVERSAL CJ 7 HARD TOP	1988	1.050	34,000,000	35,700,000
407	102080 00045	JEEP	CHRYSLER	WILLYS UNIVERSAL CJ 7 HARD TOP	1987	1.050	31,000,000	32,550,000
408	102080 00045	JEEP	CHRYSLER	WILLYS UNIVERSAL CJ 7 HARD TOP	1986	1.050	29,000,000	30,450,000
409	102080 00045	JEEP	CHRYSLER	WILLYS UNIVERSAL CJ 7 HARD TOP	1985	1.050	26,000,000	27,300,000
410	102080 00045	JEEP	CHRYSLER	WILLYS UNIVERSAL CJ 7 HARD TOP	1984	1.050	25,000,000	26,250,000
411	102080 00045	JEEP	CHRYSLER	WILLYS UNIVERSAL CJ 7 HARD TOP	1983	1.050	23,000,000	24,150,000
412	102080 00045	JEEP	CHRYSLER	WILLYS UNIVERSAL CJ 7 HARD TOP	1982	1.050	22,000,000	23,100,000
413	102080 00045	JEEP	CHRYSLER	WILLYS UNIVERSAL CJ 7 HARD TOP	1981	1.050	21,000,000	22,050,000
414	102080 00045	JEEP	CHRYSLER	WILLYS UNIVERSAL CJ 7 HARD TOP	1980	1.050	18,000,000	18,900,000
415	102080 00046	JEEP	CHRYSLER	WILLYS UNIVERSAL CJ 7	1995	1.050	51,000,000	53,550,000
416	102080 00046	JEEP	CHRYSLER	WILLYS UNIVERSAL CJ 7	1994	1.050	48,000,000	50,400,000
417	102080 00046	JEEP	CHRYSLER	WILLYS UNIVERSAL CJ 7	1993	1.050	42,000,000	44,100,000
418	102080 00046	JEEP	CHRYSLER	WILLYS UNIVERSAL CJ 7	1992	1.050	38,000,000	39,900,000
419	102080 00046	JEEP	CHRYSLER	WILLYS UNIVERSAL CJ 7	1991	1.050	36,000,000	37,800,000
420	102080 00046	JEEP	CHRYSLER	WILLYS UNIVERSAL CJ 7	1990	1.050	32,000,000	33,600,000
421	102080 00046	JEEP	CHRYSLER	WILLYS UNIVERSAL CJ 7	1989	1.050	31,000,000	32,550,000
422	102080 00046	JEEP	CHRYSLER	WILLYS UNIVERSAL CJ 7	1988	1.050	30,000,000	31,500,000
423	102080 00046	JEEP	CHRYSLER	WILLYS UNIVERSAL CJ 7	1987	1.050	29,000,000	30,450,000
424	102080 00046	JEEP	CHRYSLER	WILLYS UNIVERSAL CJ 7	1986	1.050	28,000,000	29,400,000
425	102080 00046	JEEP	CHRYSLER	WILLYS UNIVERSAL CJ 7	1985	1.050	26,000,000	27,300,000
426	102080 00046	JEEP	CHRYSLER	WILLYS UNIVERSAL CJ 7	1984	1.050	25,500,000	26,775,000
427	102080 00046	JEEP	CHRYSLER	WILLYS UNIVERSAL CJ 7	1983	1.050	25,000,000	26,250,000
428	102080 00046	JEEP	CHRYSLER	WILLYS UNIVERSAL CJ 7	1982	1.050	24,000,000	25,200,000
429	102080 00046	JEEP	CHRYSLER	WILLYS UNIVERSAL CJ 7	1981	1.050	23,000,000	24,150,000
430	102080 00046	JEEP	CHRYSLER	WILLYS UNIVERSAL CJ 7	1980	1.050	17,000,000	17,850,000
431	102080 00046	JEEP	CHRYSLER	WILLYS UNIVERSAL CJ 7	1971	1.050	17,000,000	17,850,000
432	102080 00047	JEEP	CHRYSLER	WILLYS UNIVERSAL CJ 8 HARD TOP (DIESEL) 4.200	1985	1.050	26,000,000	27,300,000
433	102080 00047	JEEP	CHRYSLER	WILLYS UNIVERSAL CJ 8 HARD TOP (DIESEL) 4.200	1984	1.050	25,500,000	26,775,000
434	102080 00048	JEEP	CHRYSLER	WRANGLER 3.8L (4x4) AT	2009	1.050	347,000,000	364,350,000
435	102080 00049	JEEP	CHRYSLER	WRANGLER 3960cc	2000	1.050	144,000,000	151,200,000
436	102080 00049	JEEP	CHRYSLER	WRANGLER 3960cc	1999	1.050	122,000,000	128,100,000
437	102080 00049	JEEP	CHRYSLER	WRANGLER 3960cc	1998	1.050	116,000,000	121,800,000
438	102080 00049	JEEP	CHRYSLER	WRANGLER 3960cc	1997	1.050	102,000,000	107,100,000
439	102080 00049	JEEP	CHRYSLER	WRANGLER 3960cc	1996	1.050	95,000,000	99,750,000
440	102080 00049	JEEP	CHRYSLER	WRANGLER 3960cc	1995	1.050	79,000,000	82,950,000

NO	KODING	JENIS	MEREK	TIPE	TH BUAT	BOBOT	NJKB	DP PKB
1	2	3	4	5	6	7	8	9
441	102080 00050	JEEP	CHRYSLER	WRANGLER 9 T 4.200cc	1995	1.050	79,000,000	82,950,000
442	102080 00051	JEEP	CHRYSLER	WRANGLER RENEGADE	2000	1.050	144,000,000	151,200,000
443	102080 00051	JEEP	CHRYSLER	WRANGLER RENEGADE	1999	1.050	126,000,000	132,300,000
444	102080 00052	JEEP	CHRYSLER	WRANGLER RUBICON (2 DOORS)	2012	1.050	625,000,000	656,250,000
445	102080 00052	JEEP	CHRYSLER	WRANGLER RUBICON (2 DOORS)	2011	1.050	612,000,000	642,600,000
446	102080 00052	JEEP	CHRYSLER	WRANGLER RUBICON (2 DOORS)	2010	1.050	578,000,000	606,900,000
447	102080 00052	JEEP	CHRYSLER	WRANGLER RUBICON (2 DOORS)	2009	1.050	549,000,000	576,450,000
448	102080 00053	JEEP	CHRYSLER	WRANGLER RUBICON (4 DOORS)	2012	1.050	687,000,000	721,350,000
449	102080 00053	JEEP	CHRYSLER	WRANGLER RUBICON (4 DOORS)	2011	1.050	658,000,000	690,900,000
450	102080 00053	JEEP	CHRYSLER	WRANGLER RUBICON (4 DOORS)	2010	1.050	628,000,000	659,400,000
451	102080 00053	JEEP	CHRYSLER	WRANGLER RUBICON (4 DOORS)	2009	1.050	620,000,000	651,000,000
452	102080 00054	JEEP	CHRYSLER	WRANGLER SAHARA DIESEL (2 DOORS)	2012	1.050	617,000,000	647,850,000
453	102080 00054	JEEP	CHRYSLER	WRANGLER SAHARA DIESEL (2 DOORS)	2011	1.050	605,000,000	635,250,000
454	102080 00054	JEEP	CHRYSLER	WRANGLER SAHARA DIESEL (2 DOORS)	2010	1.050	563,000,000	591,150,000
455	102080 00055	JEEP	CHRYSLER	WRANGLER SAHARA DIESEL (4 DOORS)	2012	1.050	672,000,000	705,600,000
456	102080 00055	JEEP	CHRYSLER	WRANGLER SAHARA DIESEL (4 DOORS)	2011	1.050	644,000,000	676,200,000
457	102080 00055	JEEP	CHRYSLER	WRANGLER SAHARA DIESEL (4 DOORS)	2010	1.050	605,000,000	635,250,000
458	102080 00056	JEEP	CHRYSLER	WRANGLER SAHARA PETROL (2 DOORS)	2011	1.050	546,000,000	573,300,000
459	102080 00056	JEEP	CHRYSLER	WRANGLER SAHARA PETROL (2 DOORS)	2010	1.050	493,000,000	517,650,000
460	102080 00057	JEEP	CHRYSLER	WRANGLER SAHARA PETROL (4 DOORS)	2011	1.050	608,000,000	638,400,000
461	102080 00057	JEEP	CHRYSLER	WRANGLER SAHARA PETROL (4 DOORS)	2010	1.050	549,000,000	576,450,000
462	102082 00028	JEEP	CITROEN	600	1980	1.050	5,500,000	5,775,000
463	102082 00029	JEEP	CITROEN	DYANE	1989	1.050	15,000,000	15,750,000
464	102082 00029	JEEP	CITROEN	DYANE	1988	1.050	14,000,000	14,700,000
465	102082 00029	JEEP	CITROEN	DYANE	1987	1.050	13,000,000	13,650,000
466	102082 00029	JEEP	CITROEN	DYANE	1986	1.050	12,000,000	12,600,000
467	102082 00029	JEEP	CITROEN	DYANE	1985	1.050	11,000,000	11,550,000
468	102082 00029	JEEP	CITROEN	DYANE	1984	1.050	10,800,000	11,340,000
469	102082 00029	JEEP	CITROEN	DYANE	1983	1.050	10,600,000	11,130,000
470	102082 00029	JEEP	CITROEN	DYANE	1982	1.050	10,400,000	10,920,000
471	102082 00029	JEEP	CITROEN	DYANE	1981	1.050	10,200,000	10,710,000
472	102082 00029	JEEP	CITROEN	DYANE	1980	1.050	5,500,000	5,775,000
473	102082 00030	JEEP	CITROEN	FAF 600cc	1989	1.050	15,000,000	15,750,000
474	102082 00030	JEEP	CITROEN	FAF 600cc	1988	1.050	14,000,000	14,700,000
475	102082 00030	JEEP	CITROEN	FAF 600cc	1987	1.050	13,000,000	13,650,000
476	102082 00030	JEEP	CITROEN	FAF 600cc	1986	1.050	12,000,000	12,600,000
477	102082 00030	JEEP	CITROEN	FAF 600cc	1985	1.050	11,000,000	11,550,000
478	102082 00030	JEEP	CITROEN	FAF 600cc	1984	1.050	10,800,000	11,340,000
479	102082 00030	JEEP	CITROEN	FAF 600cc	1983	1.050	10,600,000	11,130,000
480	102082 00030	JEEP	CITROEN	FAF 600cc	1982	1.050	10,400,000	10,920,000
481	102082 00030	JEEP	CITROEN	FAF 600cc	1981	1.050	10,200,000	10,710,000
482	102082 00030	JEEP	CITROEN	FAF 600cc	1980	1.050	10,000,000	10,500,000
483	102082 00031	JEEP	CITROEN	MEHARI	1989	1.050	15,000,000	15,750,000
484	102082 00031	JEEP	CITROEN	MEHARI	1988	1.050	14,000,000	14,700,000
485	102082 00031	JEEP	CITROEN	MEHARI	1987	1.050	13,000,000	13,650,000
486	102082 00031	JEEP	CITROEN	MEHARI	1986	1.050	12,000,000	12,600,000
487	102082 00031	JEEP	CITROEN	MEHARI	1985	1.050	11,000,000	11,550,000
488	102082 00031	JEEP	CITROEN	MEHARI	1984	1.050	10,800,000	11,340,000
489	102082 00031	JEEP	CITROEN	MEHARI	1983	1.050	10,600,000	11,130,000
490	102082 00031	JEEP	CITROEN	MEHARI	1982	1.050	10,400,000	10,920,000
491	102082 00031	JEEP	CITROEN	MEHARI	1981	1.050	10,200,000	10,710,000
492	102082 00031	JEEP	CITROEN	MEHARI	1980	1.050	10,000,000	10,500,000
493	102091 00012	JEEP	DAIHATSU	F69RVZD FEROZA	2000	1.050	53,000,000	55,650,000
494	102091 00012	JEEP	DAIHATSU	F69RVZD FEROZA	1999	1.050	47,000,000	49,350,000
495	102091 00012	JEEP	DAIHATSU	F69RVZD FEROZA	1998	1.050	44,000,000	46,200,000
496	102091 00012	JEEP	DAIHATSU	F69RVZD FEROZA	1997	1.050	42,000,000	44,100,000
497	102091 00012	JEEP	DAIHATSU	F69RVZD FEROZA	1996	1.050	39,000,000	40,950,000
498	102091 00012	JEEP	DAIHATSU	F69RVZD FEROZA	1995	1.050	34,000,000	35,700,000
499	102091 00012	JEEP	DAIHATSU	F69RVZD FEROZA	1994	1.050	30,000,000	31,500,000
500	102091 00012	JEEP	DAIHATSU	F69RVZD FEROZA	1993	1.050	27,000,000	28,350,000
501	102091 00013	JEEP	DAIHATSU	FEROZA 2 WD 1589cc	2000	1.050	53,000,000	55,650,000
502	102091 00013	JEEP	DAIHATSU	FEROZA 2 WD 1589cc	1999	1.050	47,000,000	49,350,000
503	102091 00013	JEEP	DAIHATSU	FEROZA 2 WD 1589cc	1998	1.050	44,000,000	46,200,000
504	102091 00013	JEEP	DAIHATSU	FEROZA 2 WD 1589cc	1997	1.050	42,000,000	44,100,000
505	102091 00013	JEEP	DAIHATSU	FEROZA 2 WD 1589cc	1996	1.050	39,000,000	40,950,000
506	102091 00013	JEEP	DAIHATSU	FEROZA 2 WD 1589cc	1995	1.050	34,000,000	35,700,000
507	102091 00013	JEEP	DAIHATSU	FEROZA 2 WD 1589cc	1994	1.050	30,000,000	31,500,000
508	102091 00013	JEEP	DAIHATSU	FEROZA 2 WD 1589cc	1993	1.050	27,000,000	28,350,000
509	102091 00013	JEEP	DAIHATSU	FEROZA 2 WD 1589cc	1992	1.050	26,000,000	27,300,000
510	102091 00013	JEEP	DAIHATSU	FEROZA 2 WD 1589cc	1991	1.050	25,000,000	26,250,000
511	102091 00013	JEEP	DAIHATSU	FEROZA 2 WD 1589cc	1990	1.050	24,000,000	25,200,000
512	102091 00013	JEEP	DAIHATSU	FEROZA 2 WD 1589cc	1989	1.050	23,000,000	24,150,000
513	102091 00014	JEEP	DAIHATSU	FEROZA LONG CHASIS 1589cc	2000	1.050	46,000,000	48,300,000
514	102091 00014	JEEP	DAIHATSU	FEROZA LONG CHASIS 1589cc	1999	1.050	40,000,000	42,000,000
515	102091 00014	JEEP	DAIHATSU	FEROZA LONG CHASIS 1589cc	1998	1.050	37,000,000	38,850,000
516	102091 00014	JEEP	DAIHATSU	FEROZA LONG CHASIS 1589cc	1997	1.050	35,000,000	36,750,000
517	102091 00014	JEEP	DAIHATSU	FEROZA LONG CHASIS 1589cc	1996	1.050	33,000,000	34,650,000
518	102091 00014	JEEP	DAIHATSU	FEROZA LONG CHASIS 1589cc	1995	1.050	30,000,000	31,500,000
519	102091 00014	JEEP	DAIHATSU	FEROZA LONG CHASIS 1589cc	1994	1.050	27,000,000	28,350,000
520	102091 00014	JEEP	DAIHATSU	FEROZA LONG CHASIS 1589cc	1993	1.050	25,000,000	26,250,000
521	102091 00015	JEEP	DAIHATSU	HARDTOP RF 10, 987cc	1990	1.050	29,000,000	30,450,000
522	102091 00015	JEEP	DAIHATSU	HARDTOP RF 10, 987cc	1989	1.050	26,000,000	27,300,000
523	102091 00015	JEEP	DAIHATSU	HARDTOP RF 10, 987cc	1988	1.050	24,000,000	25,200,000
524	102091 00015	JEEP	DAIHATSU	HARDTOP RF 10, 987cc	1987	1.050	22,000,000	23,100,000
525	102091 00015	JEEP	DAIHATSU	HARDTOP RF 10, 987cc	1986	1.050	20,000,000	21,000,000
526	102091 00015	JEEP	DAIHATSU	HARDTOP RF 10, 987cc	1985	1.050	18,000,000	18,900,000
527	102091 00015	JEEP	DAIHATSU	HARDTOP RF 10, 987cc	1984	1.050	16,000,000	16,800,000
528	102091 00015	JEEP	DAIHATSU	HARDTOP RF 10, 987cc	1983	1.050	15,000,000	15,750,000
529	102091 00015	JEEP	DAIHATSU	HARDTOP RF 10, 987cc	1982	1.050	14,000,000	14,700,000

NO	KODING	JENIS	MERЕК	TIPE	TH BUAT	BOBOT	NJKB	DP PKB
1	2	3	4	5	6	7	8	9
530	102091 00015	JEEP	DAIHATSU	HARDTOP RF 10, 987cc	1981	1.050	13,000,000	13,650,000
531	102091 00015	JEEP	DAIHATSU	HARDTOP RF 10, 987cc	1980	1.050	9,000,000	9,450,000
532	102091 00016	JEEP	DAIHATSU	HARDTOP TAFT F 50 RV, DIESEL 2530cc	1984	1.050	25,000,000	26,250,000
533	102091 00016	JEEP	DAIHATSU	HARDTOP TAFT F 50 RV, DIESEL 2530cc	1983	1.050	23,000,000	24,150,000
534	102091 00016	JEEP	DAIHATSU	HARDTOP TAFT F 50 RV, DIESEL 2530cc	1982	1.050	21,000,000	22,050,000
535	102091 00016	JEEP	DAIHATSU	HARDTOP TAFT F 50 RV, DIESEL 2530cc	1981	1.050	19,000,000	19,950,000
536	102091 00016	JEEP	DAIHATSU	HARDTOP TAFT F 50 RV, DIESEL 2530cc	1980	1.050	9,500,000	9,975,000
537	102091 00017	JEEP	DAIHATSU	HILINE F 69, 2765cc	1998	1.050	50,000,000	52,500,000
538	102091 00017	JEEP	DAIHATSU	HILINE F 69, 2765cc	1997	1.050	46,000,000	48,300,000
539	102091 00017	JEEP	DAIHATSU	HILINE F 69, 2765cc	1996	1.050	42,000,000	44,100,000
540	102091 00017	JEEP	DAIHATSU	HILINE F 69, 2765cc	1995	1.050	39,000,000	40,950,000
541	102091 00017	JEEP	DAIHATSU	HILINE F 69, 2765cc	1994	1.050	38,000,000	39,900,000
542	102091 00017	JEEP	DAIHATSU	HILINE F 69, 2765cc	1993	1.050	36,000,000	37,800,000
543	102091 00017	JEEP	DAIHATSU	HILINE F 69, 2765cc	1992	1.050	34,000,000	35,700,000
544	102091 00017	JEEP	DAIHATSU	HILINE F 69, 2765cc	1991	1.050	32,000,000	33,600,000
545	102091 00017	JEEP	DAIHATSU	HILINE F 69, 2765cc	1990	1.050	29,000,000	30,450,000
546	102091 00017	JEEP	DAIHATSU	HILINE F 69, 2765cc	1989	1.050	28,000,000	29,400,000
547	102091 00017	JEEP	DAIHATSU	HILINE F 69, 2765cc	1988	1.050	27,000,000	28,350,000
548	102091 00017	JEEP	DAIHATSU	HILINE F 69, 2765cc	1987	1.050	26,000,000	27,300,000
549	102091 00018	JEEP	DAIHATSU	HILINE GTL / F 69 SC/MC 2765cc	1998	1.050	50,000,000	52,500,000
550	102091 00018	JEEP	DAIHATSU	HILINE GTL / F 69 SC/MC 2765cc	1997	1.050	46,000,000	48,300,000
551	102091 00018	JEEP	DAIHATSU	HILINE GTL / F 69 SC/MC 2765cc	1996	1.050	42,000,000	44,100,000
552	102091 00018	JEEP	DAIHATSU	HILINE GTL / F 69 SC/MC 2765cc	1995	1.050	39,000,000	40,950,000
553	102091 00018	JEEP	DAIHATSU	HILINE GTL / F 69 SC/MC 2765cc	1994	1.050	38,000,000	39,900,000
554	102091 00018	JEEP	DAIHATSU	HILINE GTL / F 69 SC/MC 2765cc	1993	1.050	36,000,000	37,800,000
555	102091 00018	JEEP	DAIHATSU	HILINE GTL / F 69 SC/MC 2765cc	1992	1.050	34,000,000	35,700,000
556	102091 00018	JEEP	DAIHATSU	HILINE GTL / F 69 SC/MC 2765cc	1991	1.050	32,000,000	33,600,000
557	102091 00018	JEEP	DAIHATSU	HILINE GTL / F 69 SC/MC 2765cc	1990	1.050	29,000,000	30,450,000
558	102091 00018	JEEP	DAIHATSU	HILINE GTL / F 69 SC/MC 2765cc	1989	1.050	28,000,000	29,400,000
559	102091 00018	JEEP	DAIHATSU	HILINE GTL / F 69 SC/MC 2765cc	1988	1.050	27,000,000	28,350,000
560	102091 00018	JEEP	DAIHATSU	HILINE GTL / F 69 SC/MC 2765cc	1987	1.050	26,000,000	27,300,000
561	102091 00018	JEEP	DAIHATSU	HILINE GTL / F 69 SC/MC 2765cc	1986	1.050	25,000,000	26,250,000
562	102091 00019	JEEP	DAIHATSU	HILINE GTL / F 70	2006	1.050	151,000,000	158,550,000
563	102091 00019	JEEP	DAIHATSU	HILINE GTL / F 70	2005	1.050	145,000,000	152,250,000
564	102091 00019	JEEP	DAIHATSU	HILINE GTL / F 70	2004	1.050	127,000,000	133,350,000
565	102091 00019	JEEP	DAIHATSU	HILINE GTL / F 70	2003	1.050	108,000,000	113,400,000
566	102091 00019	JEEP	DAIHATSU	HILINE GTL / F 70	2002	1.050	97,000,000	101,850,000
567	102091 00019	JEEP	DAIHATSU	HILINE GTL / F 70	2001	1.050	86,000,000	90,300,000
568	102091 00019	JEEP	DAIHATSU	HILINE GTL / F 70	2000	1.050	81,000,000	85,050,000
569	102091 00020	JEEP	DAIHATSU	HILINE GTS / F 69, 2765cc	1998	1.050	50,000,000	52,500,000
570	102091 00020	JEEP	DAIHATSU	HILINE GTS / F 69, 2765cc	1997	1.050	46,000,000	48,300,000
571	102091 00020	JEEP	DAIHATSU	HILINE GTS / F 69, 2765cc	1996	1.050	42,000,000	44,100,000
572	102091 00020	JEEP	DAIHATSU	HILINE GTS / F 69, 2765cc	1995	1.050	39,000,000	40,950,000
573	102091 00020	JEEP	DAIHATSU	HILINE GTS / F 69, 2765cc	1994	1.050	38,000,000	39,900,000
574	102091 00020	JEEP	DAIHATSU	HILINE GTS / F 69, 2765cc	1993	1.050	36,000,000	37,800,000
575	102091 00020	JEEP	DAIHATSU	HILINE GTS / F 69, 2765cc	1992	1.050	34,000,000	35,700,000
576	102091 00020	JEEP	DAIHATSU	HILINE GTS / F 69, 2765cc	1991	1.050	32,000,000	33,600,000
577	102091 00020	JEEP	DAIHATSU	HILINE GTS / F 69, 2765cc	1990	1.050	29,000,000	30,450,000
578	102091 00020	JEEP	DAIHATSU	HILINE GTS / F 69, 2765cc	1989	1.050	28,000,000	29,400,000
579	102091 00020	JEEP	DAIHATSU	HILINE GTS / F 69, 2765cc	1988	1.050	27,000,000	28,350,000
580	102091 00020	JEEP	DAIHATSU	HILINE GTS / F 69, 2765cc	1987	1.050	26,000,000	27,300,000
581	102091 00020	JEEP	DAIHATSU	HILINE GTS / F 69, 2765cc	1986	1.050	25,000,000	26,250,000
582	102091 00021	JEEP	DAIHATSU	HILINE GTX / F 69, 2765cc	1998	1.050	51,000,000	53,550,000
583	102091 00021	JEEP	DAIHATSU	HILINE GTX / F 69, 2765cc	1997	1.050	47,000,000	49,350,000
584	102091 00021	JEEP	DAIHATSU	HILINE GTX / F 69, 2765cc	1996	1.050	42,000,000	44,100,000
585	102091 00021	JEEP	DAIHATSU	HILINE GTX / F 69, 2765cc	1995	1.050	39,000,000	40,950,000
586	102091 00021	JEEP	DAIHATSU	HILINE GTX / F 69, 2765cc	1994	1.050	38,000,000	39,900,000
587	102091 00021	JEEP	DAIHATSU	HILINE GTX / F 69, 2765cc	1993	1.050	37,000,000	38,850,000
588	102091 00021	JEEP	DAIHATSU	HILINE GTX / F 69, 2765cc	1992	1.050	35,000,000	36,750,000
589	102091 00021	JEEP	DAIHATSU	HILINE GTX / F 69, 2765cc	1991	1.050	33,000,000	34,650,000
590	102091 00021	JEEP	DAIHATSU	HILINE GTX / F 69, 2765cc	1990	1.050	30,000,000	31,500,000
591	102091 00021	JEEP	DAIHATSU	HILINE GTX / F 69, 2765cc	1989	1.050	29,000,000	30,450,000
592	102091 00021	JEEP	DAIHATSU	HILINE GTX / F 69, 2765cc	1988	1.050	28,000,000	29,400,000
593	102091 00021	JEEP	DAIHATSU	HILINE GTX / F 69, 2765cc	1987	1.050	26,000,000	27,300,000
594	102091 00022	JEEP	DAIHATSU	HUNTER DIESEL 2530cc	1984	1.050	26,000,000	27,300,000
595	102091 00022	JEEP	DAIHATSU	HUNTER DIESEL 2530cc	1983	1.050	24,000,000	25,200,000
596	102091 00022	JEEP	DAIHATSU	HUNTER DIESEL 2530cc	1982	1.050	22,000,000	23,100,000
597	102091 00023	JEEP	DAIHATSU	PATRIOT 2.4L AT	2012	1.050	306,000,000	321,300,000
598	102091 00024	JEEP	DAIHATSU	PATRIOT TYPE 589 1300cc (BENSIN)	2004	1.050	62,000,000	65,100,000
599	102091 00024	JEEP	DAIHATSU	PATRIOT TYPE 589 1300cc (BENSIN)	2003	1.050	56,000,000	58,800,000
600	102091 00024	JEEP	DAIHATSU	PATRIOT TYPE 589 1300cc (BENSIN)	2002	1.050	51,000,000	53,550,000
601	102091 00024	JEEP	DAIHATSU	PATRIOT TYPE 589 1300cc (BENSIN)	2001	1.050	47,000,000	49,350,000
602	102091 00024	JEEP	DAIHATSU	PATRIOT TYPE 589 1300cc (BENSIN)	2000	1.050	45,000,000	47,250,000
603	102091 00024	JEEP	DAIHATSU	PATRIOT TYPE 589 1300cc (BENSIN)	1999	1.050	39,000,000	40,950,000
604	102091 00024	JEEP	DAIHATSU	PATRIOT TYPE 589 1300cc (BENSIN)	1998	1.050	38,000,000	39,900,000
605	102091 00024	JEEP	DAIHATSU	PATRIOT TYPE 589 1300cc (BENSIN)	1997	1.050	33,000,000	34,650,000
606	102091 00024	JEEP	DAIHATSU	PATRIOT TYPE 589 1300cc (BENSIN)	1996	1.050	30,000,000	31,500,000
607	102091 00024	JEEP	DAIHATSU	PATRIOT TYPE 589 1300cc (BENSIN)	1995	1.050	28,000,000	29,400,000
608	102091 00024	JEEP	DAIHATSU	PATRIOT TYPE 589 1300cc (BENSIN)	1994	1.050	25,000,000	26,250,000
609	102091 00024	JEEP	DAIHATSU	PATRIOT TYPE 589 1300cc (BENSIN)	1993	1.050	24,000,000	25,200,000
610	102091 00024	JEEP	DAIHATSU	PATRIOT TYPE 589 1300cc (BENSIN)	1992	1.050	23,000,000	24,150,000
611	102091 00025	JEEP	DAIHATSU	ROCKY / F 75	2001	1.050	109,000,000	114,450,000
612	102091 00025	JEEP	DAIHATSU	ROCKY / F 75	2000	1.050	101,000,000	106,050,000
613	102091 00025	JEEP	DAIHATSU	ROCKY / F 75	1999	1.050	81,000,000	85,050,000
614	102091 00025	JEEP	DAIHATSU	ROCKY / F 75	1998	1.050	74,000,000	77,700,000
615	102091 00025	JEEP	DAIHATSU	ROCKY / F 75	1997	1.050	66,000,000	69,300,000
616	102091 00025	JEEP	DAIHATSU	ROCKY / F 75	1996	1.050	62,000,000	65,100,000
617	102091 00025	JEEP	DAIHATSU	ROCKY / F 75	1995	1.050	58,000,000	60,900,000
618	102091 00025	JEEP	DAIHATSU	ROCKY / F 75	1994	1.050	55,000,000	57,750,000

NO	KODING	JENIS	MERЕК	TIPE	TH BUAT	BOBOT	NJKB	DP PKB
1	2	3	4	5	6	7	8	9
619	102091 00025	JEEP	DAIHATSU	ROCKY / F 75	1993	1.050	51,000,000	53,550,000
620	102091 00025	JEEP	DAIHATSU	ROCKY / F 75	1992	1.050	47,000,000	49,350,000
621	102091 00025	JEEP	DAIHATSU	ROCKY / F 75	1991	1.050	43,000,000	45,150,000
622	102091 00025	JEEP	DAIHATSU	ROCKY / F 75	1990	1.050	38,000,000	39,900,000
623	102091 00025	JEEP	DAIHATSU	ROCKY / F 75	1989	1.050	36,000,000	37,800,000
624	102091 00025	JEEP	DAIHATSU	ROCKY / F 75	1988	1.050	33,000,000	34,650,000
625	102091 00025	JEEP	DAIHATSU	ROCKY / F 75	1987	1.050	30,000,000	31,500,000
626	102091 00025	JEEP	DAIHATSU	ROCKY / F 75	1986	1.050	27,000,000	28,350,000
627	102091 00026	JEEP	DAIHATSU	ROCKY / F 78	2006	1.050	178,000,000	186,900,000
628	102091 00026	JEEP	DAIHATSU	ROCKY / F 78	2005	1.050	175,000,000	183,750,000
629	102091 00026	JEEP	DAIHATSU	ROCKY / F 78	2004	1.050	159,000,000	166,950,000
630	102091 00026	JEEP	DAIHATSU	ROCKY / F 78	2003	1.050	145,000,000	152,250,000
631	102091 00026	JEEP	DAIHATSU	ROCKY / F 78	2002	1.050	128,000,000	134,400,000
632	102091 00026	JEEP	DAIHATSU	ROCKY / F 78	2001	1.050	109,000,000	114,450,000
633	102091 00026	JEEP	DAIHATSU	ROCKY / F 78	2000	1.050	101,000,000	106,050,000
634	102091 00026	JEEP	DAIHATSU	ROCKY / F 78	1999	1.050	81,000,000	85,050,000
635	102091 00026	JEEP	DAIHATSU	ROCKY / F 78	1998	1.050	74,000,000	77,700,000
636	102091 00026	JEEP	DAIHATSU	ROCKY / F 78	1997	1.050	66,000,000	69,300,000
637	102091 00026	JEEP	DAIHATSU	ROCKY / F 78	1996	1.050	62,000,000	65,100,000
638	102091 00026	JEEP	DAIHATSU	ROCKY / F 78	1995	1.050	58,000,000	60,900,000
639	102091 00026	JEEP	DAIHATSU	ROCKY / F 78	1994	1.050	55,000,000	57,750,000
640	102091 00026	JEEP	DAIHATSU	ROCKY / F 78	1993	1.050	51,000,000	53,550,000
641	102091 00026	JEEP	DAIHATSU	ROCKY / F 78	1992	1.050	47,000,000	49,350,000
642	102091 00026	JEEP	DAIHATSU	ROCKY / F 78	1991	1.050	43,000,000	45,150,000
643	102091 00026	JEEP	DAIHATSU	ROCKY / F 78	1990	1.050	38,000,000	39,900,000
644	102091 00026	JEEP	DAIHATSU	ROCKY / F 78	1989	1.050	36,000,000	37,800,000
645	102091 00026	JEEP	DAIHATSU	ROCKY / F 78	1988	1.050	33,000,000	34,650,000
646	102091 00026	JEEP	DAIHATSU	ROCKY / F 78	1987	1.050	30,000,000	31,500,000
647	102091 00026	JEEP	DAIHATSU	ROCKY / F 78	1986	1.050	27,000,000	28,350,000
648	102091 00027	JEEP	DAIHATSU	ROCKY NEW (4x4)	2008	1.050	228,000,000	239,400,000
649	102091 00027	JEEP	DAIHATSU	ROCKY NEW (4x4)	2007	1.050	217,000,000	227,850,000
650	102091 00027	JEEP	DAIHATSU	ROCKY NEW (4x4)	2006	1.050	188,000,000	197,400,000
651	102091 00027	JEEP	DAIHATSU	ROCKY NEW (4x4)	2005	1.050	172,000,000	180,600,000
652	102091 00028	JEEP	DAIHATSU	TAFT F.69 RPR (4x2)	2001	1.050	94,000,000	98,700,000
653	102091 00028	JEEP	DAIHATSU	TAFT F.69 RPR (4x2)	2000	1.050	80,000,000	84,000,000
654	102091 00028	JEEP	DAIHATSU	TAFT F.69 RPR (4x2)	1999	1.050	71,000,000	74,550,000
655	102091 00028	JEEP	DAIHATSU	TAFT F.69 RPR (4x2)	1998	1.050	63,000,000	66,150,000
656	102091 00028	JEEP	DAIHATSU	TAFT F.69 RPR (4x2)	1997	1.050	58,000,000	60,900,000
657	102091 00028	JEEP	DAIHATSU	TAFT F.69 RPR (4x2)	1996	1.050	55,000,000	57,750,000
658	102091 00028	JEEP	DAIHATSU	TAFT F.69 RPR (4x2)	1995	1.050	50,000,000	52,500,000
659	102091 00028	JEEP	DAIHATSU	TAFT F.69 RPR (4x2)	1994	1.050	46,000,000	48,300,000
660	102091 00028	JEEP	DAIHATSU	TAFT F.69 RPR (4x2)	1993	1.050	42,000,000	44,100,000
661	102091 00028	JEEP	DAIHATSU	TAFT F.69 RPR (4x2)	1992	1.050	39,000,000	40,950,000
662	102091 00028	JEEP	DAIHATSU	TAFT F.69 RPR (4x2)	1991	1.050	34,000,000	35,700,000
663	102091 00028	JEEP	DAIHATSU	TAFT F.69 RPR (4x2)	1990	1.050	31,000,000	32,550,000
664	102091 00028	JEEP	DAIHATSU	TAFT F.69 RPR (4x2)	1989	1.050	30,000,000	31,500,000
665	102091 00028	JEEP	DAIHATSU	TAFT F.69 RPR (4x2)	1988	1.050	29,000,000	30,450,000
666	102091 00028	JEEP	DAIHATSU	TAFT F.69 RPR (4x2)	1987	1.050	27,000,000	28,350,000
667	102091 00028	JEEP	DAIHATSU	TAFT F.69 RPR (4x2)	1986	1.050	26,000,000	27,300,000
668	102091 00028	JEEP	DAIHATSU	TAFT F.69 RPR (4x2)	1985	1.050	24,000,000	25,200,000
669	102091 00028	JEEP	DAIHATSU	TAFT F.69 RPR (4x2)	1984	1.050	23,000,000	24,150,000
670	102091 00029	JEEP	DAIHATSU	TAFT F.70 GTL (4x4)	2000	1.050	104,000,000	109,200,000
671	102091 00029	JEEP	DAIHATSU	TAFT F.70 GTL (4x4)	1999	1.050	82,000,000	86,100,000
672	102091 00029	JEEP	DAIHATSU	TAFT F.70 GTL (4x4)	1998	1.050	78,000,000	81,900,000
673	102091 00029	JEEP	DAIHATSU	TAFT F.70 GTL (4x4)	1997	1.050	73,000,000	76,650,000
674	102091 00029	JEEP	DAIHATSU	TAFT F.70 GTL (4x4)	1996	1.050	70,000,000	73,500,000
675	102091 00029	JEEP	DAIHATSU	TAFT F.70 GTL (4x4)	1995	1.050	65,000,000	68,250,000
676	102091 00029	JEEP	DAIHATSU	TAFT F.70 GTL (4x4)	1994	1.050	56,000,000	58,800,000
677	102091 00029	JEEP	DAIHATSU	TAFT F.70 GTL (4x4)	1993	1.050	53,000,000	55,650,000
678	102091 00029	JEEP	DAIHATSU	TAFT F.70 GTL (4x4)	1992	1.050	49,000,000	51,450,000
679	102091 00029	JEEP	DAIHATSU	TAFT F.70 GTL (4x4)	1991	1.050	45,000,000	47,250,000
680	102091 00029	JEEP	DAIHATSU	TAFT F.70 GTL (4x4)	1990	1.050	40,000,000	42,000,000
681	102091 00029	JEEP	DAIHATSU	TAFT F.70 GTL (4x4)	1989	1.050	38,000,000	39,900,000
682	102091 00029	JEEP	DAIHATSU	TAFT F.70 GTL (4x4)	1988	1.050	34,000,000	35,700,000
683	102091 00029	JEEP	DAIHATSU	TAFT F.70 GTL (4x4)	1987	1.050	30,000,000	31,500,000
684	102091 00029	JEEP	DAIHATSU	TAFT F.70 GTL (4x4)	1986	1.050	27,000,000	28,350,000
685	102091 00030	JEEP	DAIHATSU	TAFT F.73 (4x4)	2008	1.050	223,000,000	234,150,000
686	102091 00030	JEEP	DAIHATSU	TAFT F.73 (4x4)	2007	1.050	195,000,000	204,750,000
687	102091 00030	JEEP	DAIHATSU	TAFT F.73 (4x4)	2006	1.050	171,000,000	179,550,000
688	102091 00030	JEEP	DAIHATSU	TAFT F.73 (4x4)	2005	1.050	169,000,000	177,450,000
689	102091 00030	JEEP	DAIHATSU	TAFT F.73 (4x4)	2004	1.050	153,000,000	160,650,000
690	102091 00030	JEEP	DAIHATSU	TAFT F.73 (4x4)	2003	1.050	140,000,000	147,000,000
691	102091 00030	JEEP	DAIHATSU	TAFT F.73 (4x4)	2002	1.050	127,000,000	133,350,000
692	102091 00030	JEEP	DAIHATSU	TAFT F.73 (4x4)	2001	1.050	114,000,000	119,700,000
693	102091 00030	JEEP	DAIHATSU	TAFT F.73 (4x4)	2000	1.050	104,000,000	109,200,000
694	102091 00030	JEEP	DAIHATSU	TAFT F.73 (4x4)	1999	1.050	82,000,000	86,100,000
695	102091 00030	JEEP	DAIHATSU	TAFT F.73 (4x4)	1998	1.050	78,000,000	81,900,000
696	102091 00030	JEEP	DAIHATSU	TAFT F.73 (4x4)	1997	1.050	73,000,000	76,650,000
697	102091 00030	JEEP	DAIHATSU	TAFT F.73 (4x4)	1996	1.050	70,000,000	73,500,000
698	102091 00032	JEEP	DAIHATSU	TAFT GT 2765cc (4x4) NEW	2007	1.050	211,000,000	221,550,000
699	102091 00032	JEEP	DAIHATSU	TAFT GT 2765cc (4x4) NEW	2006	1.050	180,000,000	189,000,000
700	102091 00032	JEEP	DAIHATSU	TAFT GT 2765cc (4x4) NEW	2005	1.050	171,000,000	179,550,000
701	102091 00032	JEEP	DAIHATSU	TAFT GT 2765cc (4x4) NEW	2004	1.050	162,000,000	170,100,000
702	102091 00032	JEEP	DAIHATSU	TAFT GT 2765cc (4x4) NEW	2003	1.050	149,000,000	156,450,000
703	102091 00032	JEEP	DAIHATSU	TAFT GT 2765cc (4x4) NEW	2002	1.050	140,000,000	147,000,000
704	102091 00032	JEEP	DAIHATSU	TAFT GT 2765cc (4x4) NEW	2001	1.050	136,000,000	142,800,000
705	102091 00032	JEEP	DAIHATSU	TAFT GT 2765cc (4x4) NEW	2000	1.050	128,000,000	134,400,000
706	102091 00032	JEEP	DAIHATSU	TAFT GT 2765cc (4x4) NEW	1999	1.050	114,000,000	119,700,000
707	102091 00032	JEEP	DAIHATSU	TAFT GT 2765cc (4x4) NEW	1998	1.050	101,000,000	106,050,000

NO	KODING	JENIS	MERЕК	TIPE	TH BUAT	BOBOT	NJKB	DP PKB
1	2	3	4	5	6	7	8	9
708	102091 00032	JEEP	DAIHATSU	TAFT GT 2765cc (4x4) NEW	1997	1.050	84,000,000	88,200,000
709	102091 00032	JEEP	DAIHATSU	TAFT GT 2765cc (4x4) NEW	1996	1.050	75,000,000	78,750,000
710	102091 00032	JEEP	DAIHATSU	TAFT GT 2765cc (4x4) NEW	1995	1.050	67,000,000	70,350,000
711	102091 00032	JEEP	DAIHATSU	TAFT GT 2765cc (4x4) NEW	1994	1.050	58,000,000	60,900,000
712	102091 00032	JEEP	DAIHATSU	TAFT GT 2765cc (4x4) NEW	1993	1.050	55,000,000	57,750,000
713	102091 00032	JEEP	DAIHATSU	TAFT GT 2765cc (4x4) NEW	1992	1.050	50,000,000	52,500,000
714	102091 00032	JEEP	DAIHATSU	TAFT GT 2765cc (4x4) NEW	1991	1.050	46,000,000	48,300,000
715	102091 00032	JEEP	DAIHATSU	TAFT GT 2765cc (4x4) NEW	1990	1.050	41,000,000	43,050,000
716	102091 00032	JEEP	DAIHATSU	TAFT GT 2765cc (4x4) NEW	1989	1.050	38,000,000	39,900,000
717	102091 00032	JEEP	DAIHATSU	TAFT GT 2765cc (4x4) NEW	1988	1.050	34,000,000	35,700,000
718	102091 00032	JEEP	DAIHATSU	TAFT GT 2765cc (4x4) NEW	1987	1.050	30,000,000	31,500,000
719	102091 00032	JEEP	DAIHATSU	TAFT GT 2765cc (4x4) NEW	1986	1.050	27,000,000	28,350,000
720	102091 00032	JEEP	DAIHATSU	TAFT GT 2765cc (4x4) NEW	1985	1.050	26,000,000	27,300,000
721	102091 00032	JEEP	DAIHATSU	TAFT GT 2765cc (4x4) NEW	1984	1.050	25,000,000	26,250,000
722	102091 00031	JEEP	DAIHATSU	TAFT GT / F 70	2000	1.050	128,000,000	134,400,000
723	102091 00031	JEEP	DAIHATSU	TAFT GT / F 70	1999	1.050	114,000,000	119,700,000
724	102091 00031	JEEP	DAIHATSU	TAFT GT / F 70	1998	1.050	101,000,000	106,050,000
725	102091 00031	JEEP	DAIHATSU	TAFT GT / F 70	1997	1.050	84,000,000	88,200,000
726	102091 00031	JEEP	DAIHATSU	TAFT GT / F 70	1996	1.050	75,000,000	78,750,000
727	102091 00031	JEEP	DAIHATSU	TAFT GT / F 70	1995	1.050	67,000,000	70,350,000
728	102091 00031	JEEP	DAIHATSU	TAFT GT / F 70	1994	1.050	58,000,000	60,900,000
729	102091 00031	JEEP	DAIHATSU	TAFT GT / F 70	1993	1.050	55,000,000	57,750,000
730	102091 00031	JEEP	DAIHATSU	TAFT GT / F 70	1992	1.050	50,000,000	52,500,000
731	102091 00031	JEEP	DAIHATSU	TAFT GT / F 70	1991	1.050	46,000,000	48,300,000
732	102091 00031	JEEP	DAIHATSU	TAFT GT / F 70	1990	1.050	41,000,000	43,050,000
733	102091 00031	JEEP	DAIHATSU	TAFT GT / F 70	1989	1.050	38,000,000	39,900,000
734	102091 00031	JEEP	DAIHATSU	TAFT GT / F 70	1988	1.050	34,000,000	35,700,000
735	102091 00031	JEEP	DAIHATSU	TAFT GT / F 70	1987	1.050	30,000,000	31,500,000
736	102091 00031	JEEP	DAIHATSU	TAFT GT / F 70	1986	1.050	27,000,000	28,350,000
737	102091 00031	JEEP	DAIHATSU	TAFT GT / F 70	1985	1.050	26,000,000	27,300,000
738	102091 00031	JEEP	DAIHATSU	TAFT GT / F 70	1984	1.050	25,000,000	26,250,000
739	102091 00033	JEEP	DAIHATSU	TAFT GTL DOUBLE CABIN	2007	1.050	214,000,000	224,700,000
740	102091 00033	JEEP	DAIHATSU	TAFT GTL DOUBLE CABIN	2006	1.050	172,000,000	180,600,000
741	102091 00033	JEEP	DAIHATSU	TAFT GTL DOUBLE CABIN	2005	1.050	152,000,000	159,600,000
742	102091 00034	JEEP	DAIHATSU	TAFT GTL/F70 (4x4)	2000	1.050	128,000,000	134,400,000
743	102091 00034	JEEP	DAIHATSU	TAFT GTL/F70 (4x4)	1999	1.050	114,000,000	119,700,000
744	102091 00034	JEEP	DAIHATSU	TAFT GTL/F70 (4x4)	1998	1.050	101,000,000	106,050,000
745	102091 00034	JEEP	DAIHATSU	TAFT GTL/F70 (4x4)	1997	1.050	84,000,000	88,200,000
746	102091 00034	JEEP	DAIHATSU	TAFT GTL/F70 (4x4)	1996	1.050	75,000,000	78,750,000
747	102091 00034	JEEP	DAIHATSU	TAFT GTL/F70 (4x4)	1995	1.050	67,000,000	70,350,000
748	102091 00034	JEEP	DAIHATSU	TAFT GTL/F70 (4x4)	1994	1.050	58,000,000	60,900,000
749	102091 00034	JEEP	DAIHATSU	TAFT GTL/F70 (4x4)	1993	1.050	55,000,000	57,750,000
750	102091 00034	JEEP	DAIHATSU	TAFT GTL/F70 (4x4)	1992	1.050	50,000,000	52,500,000
751	102091 00034	JEEP	DAIHATSU	TAFT GTL/F70 (4x4)	1991	1.050	46,000,000	48,300,000
752	102091 00034	JEEP	DAIHATSU	TAFT GTL/F70 (4x4)	1990	1.050	41,000,000	43,050,000
753	102091 00034	JEEP	DAIHATSU	TAFT GTL/F70 (4x4)	1989	1.050	38,000,000	39,900,000
754	102091 00034	JEEP	DAIHATSU	TAFT GTL/F70 (4x4)	1988	1.050	34,000,000	35,700,000
755	102091 00034	JEEP	DAIHATSU	TAFT GTL/F70 (4x4)	1987	1.050	30,000,000	31,500,000
756	102091 00034	JEEP	DAIHATSU	TAFT GTL/F70 (4x4)	1986	1.050	27,000,000	28,350,000
757	102091 00034	JEEP	DAIHATSU	TAFT GTL/F70 (4x4)	1985	1.050	26,000,000	27,300,000
758	102091 00034	JEEP	DAIHATSU	TAFT GTL/F70 (4x4)	1984	1.050	25,000,000	26,250,000
759	102118 00102	JEEP	FORD	AMBULANCE (4X4) 2900 CC DIESEL	2004	1.050	107,000,000	112,350,000
760	102118 00103	JEEP	FORD	BRONCO	1980	1.050	8,500,000	8,925,000
761	102118 00104	JEEP	FORD	ESCAPE 2.0 L 4X2 MT	2004	1.050	155,000,000	162,750,000
762	102118 00104	JEEP	FORD	ESCAPE 2.0 L 4X2 MT	2003	1.050	147,000,000	154,350,000
763	102118 00105	JEEP	FORD	ESCAPE 2.3 AT	2008	1.050	199,000,000	208,950,000
764	102118 00105	JEEP	FORD	ESCAPE 2.3 AT	2007	1.050	172,000,000	180,600,000
765	102118 00105	JEEP	FORD	ESCAPE 2.3 AT	2006	1.050	161,000,000	169,050,000
766	102118 00105	JEEP	FORD	ESCAPE 2.3 AT	2005	1.050	155,000,000	162,750,000
767	102118 00107	JEEP	FORD	ESCAPE 3.0L AT (4X2)	2003	1.050	167,000,000	175,350,000
768	102118 00106	JEEP	FORD	ESCAPE 3.0L AT (ET 4.2 FFI)	2004	1.050	175,000,000	183,750,000
769	102118 00108	JEEP	FORD	ESCAPE XLT 3.0L 4x4 AT BENSIN	2007	1.050	226,000,000	237,300,000
770	102118 00108	JEEP	FORD	ESCAPE XLT 3.0L 4x4 AT BENSIN	2006	1.050	208,000,000	218,400,000
771	102118 00108	JEEP	FORD	ESCAPE XLT 3.0L 4x4 AT BENSIN	2005	1.050	201,000,000	211,050,000
772	102118 00108	JEEP	FORD	ESCAPE XLT 3.0L 4x4 AT BENSIN	2004	1.050	170,000,000	178,500,000
773	102118 00108	JEEP	FORD	ESCAPE XLT 3.0L 4x4 AT BENSIN	2003	1.050	152,000,000	159,600,000
774	102118 00108	JEEP	FORD	ESCAPE XLT 3.0L 4x4 AT BENSIN	2002	1.050	135,000,000	141,750,000
775	102118 00109	JEEP	FORD	EVEREST 2.5L LIMITED 4x4 AT	2007	1.050	240,000,000	252,000,000
776	102118 00109	JEEP	FORD	EVEREST 2.5L LIMITED 4x4 AT	2006	1.050	218,000,000	228,900,000
777	102118 00109	JEEP	FORD	EVEREST 2.5L LIMITED 4x4 AT	2005	1.050	210,000,000	220,500,000
778	102118 00109	JEEP	FORD	EVEREST 2.5L LIMITED 4x4 AT	2004	1.050	177,000,000	185,850,000
779	102118 00109	JEEP	FORD	EVEREST 2.5L LIMITED 4x4 AT	2003	1.050	164,000,000	172,200,000
780	102118 00110	JEEP	FORD	EVEREST 2.5L XLT 4x4 MT	2008	1.050	246,000,000	258,300,000
781	102118 00110	JEEP	FORD	EVEREST 2.5L XLT 4x4 MT	2007	1.050	206,000,000	216,300,000
782	102118 00110	JEEP	FORD	EVEREST 2.5L XLT 4x4 MT	2006	1.050	191,000,000	200,550,000
783	102118 00110	JEEP	FORD	EVEREST 2.5L XLT 4x4 MT	2005	1.050	159,000,000	166,950,000
784	102118 00110	JEEP	FORD	EVEREST 2.5L XLT 4x4 MT	2004	1.050	132,000,000	138,600,000
785	102118 00110	JEEP	FORD	EVEREST 2.5L XLT 4x4 MT	2003	1.050	116,000,000	121,800,000
786	102118 00111	JEEP	FORD	EVEREST 2.5L XLT AT	2007	1.050	206,000,000	216,300,000
787	102118 00111	JEEP	FORD	EVEREST 2.5L XLT AT	2006	1.050	196,000,000	205,800,000
788	102118 00111	JEEP	FORD	EVEREST 2.5L XLT AT	2005	1.050	186,000,000	195,300,000
789	102118 00112	JEEP	FORD	EXPLORER 4.6L AT	2005	1.050	307,000,000	322,350,000
790	102118 00113	JEEP	FORD	F250 CREWCAB XLT 7.3L	2005	1.050	267,000,000	280,350,000
791	102129 00001	JEEP	GAZ	CANVAS	1980	1.050	8,500,000	8,925,000
792	102136 00001	JEEP	GLADIATOR	6 CYL 4200cc	1980	1.050	12,500,000	13,125,000
793	102136 00002	JEEP	GLADIATOR	J.5046 / 4.200cc	1980	1.050	12,500,000	13,125,000
794	102166 00025	JEEP	HOLDEN	LINCAH/RAIDER 2.238cc	1989	1.050	20,000,000	21,000,000
795	102166 00025	JEEP	HOLDEN	LINCAH/RAIDER 2.238cc	1988	1.050	18,000,000	18,900,000
796	102166 00025	JEEP	HOLDEN	LINCAH/RAIDER 2.238cc	1987	1.050	17,000,000	17,850,000

NO	KODING	JENIS	MERЕК	TIPE	TH BUAT	BOBOT	NJKB	DP PKB
1	2	3	4	5	6	7	8	9
797	102166 00025	JEEP	HOLDEN	LINCAH/RAIDER 2.238cc	1986	1.050	16,000,000	16,800,000
798	102166 00025	JEEP	HOLDEN	LINCAH/RAIDER 2.238cc	1985	1.050	15,000,000	15,750,000
799	102166 00026	JEEP	HOLDEN	UTILITY	1980	1.050	8,500,000	8,925,000
800	102167 00146	JEEP	HONDA	CR-V 1.5 TC CVT CKD	2019	1.050	367,000,000	385,350,000
801	102167 00146	JEEP	HONDA	CR-V 1.5 TC CVT CKD	2018	1.050	349,000,000	366,450,000
802	102167 00146	JEEP	HONDA	CR-V 1.5 TC CVT CKD	2017	1.050	332,000,000	348,600,000
803	102167 00147	JEEP	HONDA	CR-V 1.5 TC PRESTIGE CVT CKD	2019	1.050	399,000,000	418,950,000
804	102167 00147	JEEP	HONDA	CR-V 1.5 TC PRESTIGE CVT CKD	2018	1.050	380,000,000	399,000,000
805	102167 00147	JEEP	HONDA	CR-V 1.5 TC PRESTIGE CVT CKD	2017	1.050	361,000,000	379,050,000
806	102167 00148	JEEP	HONDA	CR-V 2.0 CVT CKD	2019	1.050	341,000,000	358,050,000
807	102167 00148	JEEP	HONDA	CR-V 2.0 CVT CKD	2018	1.050	324,000,000	340,200,000
808	102167 00148	JEEP	HONDA	CR-V 2.0 CVT CKD	2017	1.050	308,000,000	323,400,000
809	102167 00150	JEEP	HONDA	CR-V 2.0L AT	2001	1.050	191,000,000	200,550,000
810	102167 00151	JEEP	HONDA	CR-V 2.0L AT (4x4) DOHC i-VTEC	2003	1.050	224,000,000	235,200,000
811	102167 00149	JEEP	HONDA	CR-V 2.0 PRESTIGE CVT CKD	2019	1.050	359,000,000	376,950,000
812	102167 00149	JEEP	HONDA	CR-V 2.0 PRESTIGE CVT CKD	2018	1.050	342,000,000	359,100,000
813	102167 00152	JEEP	HONDA	CR-V 2.4 2WD A/T (CBU)	2007	1.050	228,000,000	239,400,000
814	102167 00153	JEEP	HONDA	CR-V 2.4 AT DOHC (CBU)	2003	1.050	225,000,000	236,250,000
815	102167 00153	JEEP	HONDA	CR-V 2.4 AT DOHC (CBU)	2002	1.050	210,000,000	220,500,000
816	102167 00140	JEEP	HONDA	CR-V (4x2) AT CBU	2003	1.050	162,000,000	170,100,000
817	102167 00140	JEEP	HONDA	CR-V (4x2) AT CBU	2002	1.050	159,000,000	166,950,000
818	102167 00140	JEEP	HONDA	CR-V (4x2) AT CBU	2001	1.050	147,000,000	154,350,000
819	102167 00140	JEEP	HONDA	CR-V (4x2) AT CBU	2000	1.050	132,000,000	138,600,000
820	102167 00139	JEEP	HONDA	CR-V (4x2) AT / CR-V S10 2WD AT	2002	1.050	155,000,000	162,750,000
821	102167 00139	JEEP	HONDA	CR-V (4x2) AT / CR-V S10 2WD AT	2001	1.050	142,000,000	149,100,000
822	102167 00139	JEEP	HONDA	CR-V (4x2) AT / CR-V S10 2WD AT	2000	1.050	130,000,000	136,500,000
823	102167 00141	JEEP	HONDA	CR-V (4x2) PRIMER	2005	1.050	174,000,000	182,700,000
824	102167 00143	JEEP	HONDA	CR-V (4x4) AT CBU	2003	1.050	207,000,000	217,350,000
825	102167 00143	JEEP	HONDA	CR-V (4x4) AT CBU	2002	1.050	192,000,000	201,600,000
826	102167 00143	JEEP	HONDA	CR-V (4x4) AT CBU	2001	1.050	178,000,000	186,900,000
827	102167 00143	JEEP	HONDA	CR-V (4x4) AT CBU	2000	1.050	172,000,000	180,600,000
828	102167 00142	JEEP	HONDA	CR-V (4x4) AT / CR-V S10 4WD AT	2002	1.050	188,000,000	197,400,000
829	102167 00142	JEEP	HONDA	CR-V (4x4) AT / CR-V S10 4WD AT	2001	1.050	176,000,000	184,800,000
830	102167 00142	JEEP	HONDA	CR-V (4x4) AT / CR-V S10 4WD AT	2000	1.050	172,000,000	180,600,000
831	102167 00145	JEEP	HONDA	CR-V (4x4) M/T CBU	2003	1.050	194,000,000	203,700,000
832	102167 00145	JEEP	HONDA	CR-V (4x4) M/T CBU	2002	1.050	179,000,000	187,950,000
833	102167 00145	JEEP	HONDA	CR-V (4x4) M/T CBU	2001	1.050	167,000,000	175,350,000
834	102167 00145	JEEP	HONDA	CR-V (4x4) M/T CBU	2000	1.050	156,000,000	163,800,000
835	102167 00144	JEEP	HONDA	CR-V (4x4) M/T / CR-V S10 4WD M/T	2002	1.050	177,000,000	185,850,000
836	102167 00144	JEEP	HONDA	CR-V (4x4) M/T / CR-V S10 4WD M/T	2001	1.050	167,000,000	175,350,000
837	102167 00144	JEEP	HONDA	CR-V (4x4) M/T / CR-V S10 4WD M/T	2000	1.050	161,000,000	169,050,000
838	102167 00156	JEEP	HONDA	CR-V RD4 2.0 L AT (CBU)	2005	1.050	187,000,000	196,350,000
839	102167 00154	JEEP	HONDA	CR-V RD4 2 WD AT (CKD)	2005	1.050	179,000,000	187,950,000
840	102167 00154	JEEP	HONDA	CR-V RD4 2 WD AT (CKD)	2004	1.050	171,000,000	179,550,000
841	102167 00154	JEEP	HONDA	CR-V RD4 2 WD AT (CKD)	2003	1.050	160,000,000	168,000,000
842	102167 00154	JEEP	HONDA	CR-V RD4 2 WD AT (CKD)	2002	1.050	155,000,000	162,750,000
843	102167 00155	JEEP	HONDA	CR-V RD4 2 WD MT (CKD)	2005	1.050	170,000,000	178,500,000
844	102167 00155	JEEP	HONDA	CR-V RD4 2 WD MT (CKD)	2004	1.050	162,000,000	170,100,000
845	102167 00155	JEEP	HONDA	CR-V RD4 2 WD MT (CKD)	2003	1.050	152,000,000	159,600,000
846	102167 00155	JEEP	HONDA	CR-V RD4 2 WD MT (CKD)	2002	1.050	147,000,000	154,350,000
847	102167 00157	JEEP	HONDA	CR-V RD5 2 WD 2.0 A/T (CKD)	2007	1.050	194,000,000	203,700,000
848	102167 00157	JEEP	HONDA	CR-V RD5 2 WD 2.0 A/T (CKD)	2006	1.050	186,000,000	195,300,000
849	102167 00157	JEEP	HONDA	CR-V RD5 2 WD 2.0 A/T (CKD)	2005	1.050	176,000,000	184,800,000
850	102167 00158	JEEP	HONDA	CR-V RD5 2 WD 2.0 M/T (CKD)	2007	1.050	184,000,000	193,200,000
851	102167 00158	JEEP	HONDA	CR-V RD5 2 WD 2.0 M/T (CKD)	2006	1.050	176,000,000	184,800,000
852	102167 00158	JEEP	HONDA	CR-V RD5 2 WD 2.0 M/T (CKD)	2005	1.050	168,000,000	176,400,000
853	102167 00159	JEEP	HONDA	CR-V RD5 2 WD 2.4 A/T (CKD)	2007	1.050	202,000,000	212,100,000
854	102167 00159	JEEP	HONDA	CR-V RD5 2 WD 2.4 A/T (CKD)	2006	1.050	194,000,000	203,700,000
855	102167 00159	JEEP	HONDA	CR-V RD5 2 WD 2.4 A/T (CKD)	2005	1.050	184,000,000	193,200,000
856	102167 00160	JEEP	HONDA	CR-V RD5/i-VTEC 2.0 2 WD CKD AT	2005	1.050	205,000,000	215,250,000
857	102167 00161	JEEP	HONDA	CR-V RD5/i-VTEC 2.0 2 WD CKD MT	2005	1.050	196,000,000	205,800,000
858	102167 00162	JEEP	HONDA	CR-V RD5/i-VTEC 2.4 2 WD AT CKD	2005	1.050	218,000,000	228,900,000
859	102167 00138	JEEP	HONDA	CR-V RDI 4X4	1998	1.050	123,000,000	129,150,000
860	102167 00163	JEEP	HONDA	CR-V RE1 2WD 2.0 AT CKD	2012	1.050	276,000,000	289,800,000
861	102167 00163	JEEP	HONDA	CR-V RE1 2WD 2.0 AT CKD	2011	1.050	274,000,000	287,700,000
862	102167 00163	JEEP	HONDA	CR-V RE1 2WD 2.0 AT CKD	2010	1.050	271,000,000	284,550,000
863	102167 00163	JEEP	HONDA	CR-V RE1 2WD 2.0 AT CKD	2009	1.050	245,000,000	257,250,000
864	102167 00163	JEEP	HONDA	CR-V RE1 2WD 2.0 AT CKD	2008	1.050	213,000,000	223,650,000
865	102167 00163	JEEP	HONDA	CR-V RE1 2WD 2.0 AT CKD	2007	1.050	208,000,000	218,400,000
866	102167 00164	JEEP	HONDA	CR-V RE1 2WD 2.0 MT CKD	2012	1.050	268,000,000	281,400,000
867	102167 00164	JEEP	HONDA	CR-V RE1 2WD 2.0 MT CKD	2011	1.050	267,000,000	280,350,000
868	102167 00164	JEEP	HONDA	CR-V RE1 2WD 2.0 MT CKD	2010	1.050	263,000,000	276,150,000
869	102167 00164	JEEP	HONDA	CR-V RE1 2WD 2.0 MT CKD	2009	1.050	237,000,000	248,850,000
870	102167 00164	JEEP	HONDA	CR-V RE1 2WD 2.0 MT CKD	2008	1.050	206,000,000	216,300,000
871	102167 00164	JEEP	HONDA	CR-V RE1 2WD 2.0 MT CKD	2007	1.050	198,000,000	207,900,000
872	102167 00165	JEEP	HONDA	CR-V RE1 2WD 2.4 AT CKD	2012	1.050	299,000,000	313,950,000
873	102167 00165	JEEP	HONDA	CR-V RE1 2WD 2.4 AT CKD	2011	1.050	297,000,000	311,850,000
874	102167 00165	JEEP	HONDA	CR-V RE1 2WD 2.4 AT CKD	2010	1.050	292,000,000	306,600,000
875	102167 00165	JEEP	HONDA	CR-V RE1 2WD 2.4 AT CKD	2009	1.050	258,000,000	270,900,000
876	102167 00165	JEEP	HONDA	CR-V RE1 2WD 2.4 AT CKD	2008	1.050	224,000,000	235,200,000
877	102167 00165	JEEP	HONDA	CR-V RE1 2WD 2.4 AT CKD	2007	1.050	215,000,000	225,750,000
878	102167 00166	JEEP	HONDA	CR-V RM1 2WD 2.0 AT CKD	2019	1.050	323,000,000	339,150,000
879	102167 00166	JEEP	HONDA	CR-V RM1 2WD 2.0 AT CKD	2018	1.050	307,000,000	322,350,000
880	102167 00166	JEEP	HONDA	CR-V RM1 2WD 2.0 AT CKD	2017	1.050	292,000,000	306,600,000
881	102167 00166	JEEP	HONDA	CR-V RM1 2WD 2.0 AT CKD	2016	1.050	278,000,000	291,900,000
882	102167 00166	JEEP	HONDA	CR-V RM1 2WD 2.0 AT CKD	2015	1.050	265,000,000	278,250,000
883	102167 00166	JEEP	HONDA	CR-V RM1 2WD 2.0 AT CKD	2014	1.050	252,000,000	264,600,000
884	102167 00166	JEEP	HONDA	CR-V RM1 2WD 2.0 AT CKD	2013	1.050	240,000,000	252,000,000
885	102167 00166	JEEP	HONDA	CR-V RM1 2WD 2.0 AT CKD	2012	1.050	228,000,000	239,400,000

NO	KODING	JENIS	MERЕК	TIPE	TH BUAT	BOBOT	NJKB	DP PKB
1	2	3	4	5	6	7	8	9
886	102167 00167	JEEP	HONDA	CR-V RM1 2WD 2.0 MT CKD	2019	1.050	315,000,000	330,750,000
887	102167 00167	JEEP	HONDA	CR-V RM1 2WD 2.0 MT CKD	2018	1.050	300,000,000	315,000,000
888	102167 00167	JEEP	HONDA	CR-V RM1 2WD 2.0 MT CKD	2017	1.050	285,000,000	299,250,000
889	102167 00167	JEEP	HONDA	CR-V RM1 2WD 2.0 MT CKD	2016	1.050	271,000,000	284,550,000
890	102167 00167	JEEP	HONDA	CR-V RM1 2WD 2.0 MT CKD	2015	1.050	258,000,000	270,900,000
891	102167 00167	JEEP	HONDA	CR-V RM1 2WD 2.0 MT CKD	2014	1.050	246,000,000	258,300,000
892	102167 00167	JEEP	HONDA	CR-V RM1 2WD 2.0 MT CKD	2013	1.050	234,000,000	245,700,000
893	102167 00167	JEEP	HONDA	CR-V RM1 2WD 2.0 MT CKD	2012	1.050	223,000,000	234,150,000
894	102167 00168	JEEP	HONDA	CR-V RM1 2WD 2.0 RS AT CKD	2016	1.050	325,000,000	341,250,000
895	102167 00168	JEEP	HONDA	CR-V RM1 2WD 2.0 RS AT CKD	2015	1.050	318,000,000	333,900,000
896	102167 00168	JEEP	HONDA	CR-V RM1 2WD 2.0 RS AT CKD	2014	1.050	312,000,000	327,600,000
897	102167 00169	JEEP	HONDA	CR-V RM1 2WD 2.4 AT CKD	2012	1.050	306,000,000	321,300,000
898	102167 00170	JEEP	HONDA	CR-V RM3 2WD 2.0 RS AT CKD	2015	1.050	371,000,000	389,550,000
899	102167 00170	JEEP	HONDA	CR-V RM3 2WD 2.0 RS AT CKD	2014	1.050	354,000,000	371,700,000
900	102167 00172	JEEP	HONDA	CR-V RM3 2WD 2.4 A/T CKD	2019	1.050	349,000,000	366,450,000
901	102167 00172	JEEP	HONDA	CR-V RM3 2WD 2.4 A/T CKD	2018	1.050	332,000,000	348,600,000
902	102167 00172	JEEP	HONDA	CR-V RM3 2WD 2.4 A/T CKD	2017	1.050	316,000,000	331,800,000
903	102167 00172	JEEP	HONDA	CR-V RM3 2WD 2.4 A/T CKD	2016	1.050	301,000,000	316,050,000
904	102167 00172	JEEP	HONDA	CR-V RM3 2WD 2.4 A/T CKD	2015	1.050	286,000,000	300,300,000
905	102167 00172	JEEP	HONDA	CR-V RM3 2WD 2.4 A/T CKD	2014	1.050	272,000,000	285,600,000
906	102167 00172	JEEP	HONDA	CR-V RM3 2WD 2.4 A/T CKD	2013	1.050	259,000,000	271,950,000
907	102167 00172	JEEP	HONDA	CR-V RM3 2WD 2.4 A/T CKD	2012	1.050	247,000,000	259,350,000
908	102167 00171	JEEP	HONDA	CR-V RM3 2WD 2.4 RS AT CKD	2019	1.050	387,000,000	406,350,000
909	102167 00171	JEEP	HONDA	CR-V RM3 2WD 2.4 RS AT CKD	2018	1.050	368,000,000	386,400,000
910	102167 00171	JEEP	HONDA	CR-V RM3 2WD 2.4 RS AT CKD	2017	1.050	350,000,000	367,500,000
911	102167 00171	JEEP	HONDA	CR-V RM3 2WD 2.4 RS AT CKD	2016	1.050	333,000,000	349,650,000
912	102167 00171	JEEP	HONDA	CR-V RM3 2WD 2.4 RS AT CKD	2015	1.050	317,000,000	332,850,000
913	102167 00173	JEEP	HONDA	ELEMENT 2.4L AT	2005	1.050	270,000,000	283,500,000
914	102167 00174	JEEP	HONDA	MDX 3.5	2004	1.050	472,000,000	495,600,000
915	102167 00174	JEEP	HONDA	MDX 3.5	2003	1.050	366,000,000	384,300,000
916	102167 00175	JEEP	HONDA	MDX 3.5L AT	2005	1.050	517,000,000	542,850,000
917	102167 00176	JEEP	HONDA	STEP WAGON 2.0i AT (4x4)	2003	1.050	192,000,000	201,600,000
918	102167 00176	JEEP	HONDA	STEP WAGON 2.0i AT (4x4)	2002	1.050	181,000,000	190,050,000
919	102173 00001	JEEP	HUMMER	H1 6.6L	2007	1.050	1,801,000,000	1,891,050,000
920	102173 00002	JEEP	HUMMER	H1 6.6L AUTOMATIC	2007	1.050	1,847,000,000	1,939,350,000
921	102173 00002	JEEP	HUMMER	H1 6.6L AUTOMATIC	2006	1.050	1,701,000,000	1,786,050,000
922	102173 00003	JEEP	HUMMER	H2	2002	1.050	522,000,000	548,100,000
923	102173 00004	JEEP	HUMMER	H2 6.0L	2007	1.050	1,109,000,000	1,164,450,000
924	102173 00004	JEEP	HUMMER	H2 6.0L	2006	1.050	1,049,000,000	1,101,450,000
925	102173 00004	JEEP	HUMMER	H2 6.0L	2005	1.050	945,000,000	992,250,000
926	102173 00004	JEEP	HUMMER	H2 6.0L	2004	1.050	846,000,000	888,300,000
927	102173 00004	JEEP	HUMMER	H2 6.0L	2003	1.050	787,000,000	826,350,000
928	102173 00005	JEEP	HUMMER	H3	2010	1.050	1,007,000,000	1,057,350,000
929	102173 00005	JEEP	HUMMER	H3	2007	1.050	887,000,000	931,350,000
930	102173 00005	JEEP	HUMMER	H3	2006	1.050	817,000,000	857,850,000
931	102173 00006	JEEP	HUMMER	H3 3.5L	2006	1.050	1,149,000,000	1,206,450,000
932	102173 00006	JEEP	HUMMER	H3 3.5L	2005	1.050	861,000,000	904,050,000
933	102173 00007	JEEP	HUMMER	H3 AUTOMATIC	2006	1.050	837,000,000	878,850,000
934	102173 00008	JEEP	HUMMER	H3L RHD A/T	2010	1.050	1,016,000,000	1,066,800,000
935	102177 00044	JEEP	HYUNDAI	NEW TUCSON XG 2.0 A/T	2013	1.050	235,000,000	246,750,000
936	102177 00045	JEEP	HYUNDAI	SANTA FE 2.2 CRDI A/T	2019	1.050	413,000,000	433,650,000
937	102177 00045	JEEP	HYUNDAI	SANTA FE 2.2 CRDI A/T	2018	1.050	393,000,000	412,650,000
938	102177 00045	JEEP	HYUNDAI	SANTA FE 2.2 CRDI A/T	2017	1.050	374,000,000	392,700,000
939	102177 00045	JEEP	HYUNDAI	SANTA FE 2.2 CRDI A/T	2016	1.050	356,000,000	373,800,000
940	102177 00045	JEEP	HYUNDAI	SANTA FE 2.2 CRDI A/T	2015	1.050	339,000,000	355,950,000
941	102177 00045	JEEP	HYUNDAI	SANTA FE 2.2 CRDI A/T	2014	1.050	323,000,000	339,150,000
942	102177 00045	JEEP	HYUNDAI	SANTA FE 2.2 CRDI A/T	2013	1.050	307,000,000	322,350,000
943	102177 00047	JEEP	HYUNDAI	SANTA FE 2.2 CRDI AT (4X2)	2012	1.050	345,000,000	362,250,000
944	102177 00047	JEEP	HYUNDAI	SANTA FE 2.2 CRDI AT (4X2)	2009	1.050	311,000,000	326,550,000
945	102177 00047	JEEP	HYUNDAI	SANTA FE 2.2 CRDI AT (4X2)	2008	1.050	270,000,000	283,500,000
946	102177 00047	JEEP	HYUNDAI	SANTA FE 2.2 CRDI AT (4X2)	2007	1.050	228,000,000	239,400,000
947	102177 00046	JEEP	HYUNDAI	SANTA FE 2.2 CRDI A/T 4X4	2019	1.050	481,000,000	505,050,000
948	102177 00046	JEEP	HYUNDAI	SANTA FE 2.2 CRDI A/T 4X4	2018	1.050	457,000,000	479,850,000
949	102177 00046	JEEP	HYUNDAI	SANTA FE 2.2 CRDI A/T 4X4	2017	1.050	435,000,000	456,750,000
950	102177 00046	JEEP	HYUNDAI	SANTA FE 2.2 CRDI A/T 4X4	2016	1.050	414,000,000	434,700,000
951	102177 00046	JEEP	HYUNDAI	SANTA FE 2.2 CRDI A/T 4X4	2015	1.050	394,000,000	413,700,000
952	102177 00046	JEEP	HYUNDAI	SANTA FE 2.2 CRDI A/T 4X4	2014	1.050	375,000,000	393,750,000
953	102177 00046	JEEP	HYUNDAI	SANTA FE 2.2 CRDI A/T 4X4	2013	1.050	357,000,000	374,850,000
954	102177 00066	JEEP	HYUNDAI	SANTA FE. 2.2 CRDI AT RV	2019	1.050	394,000,000	413,700,000
955	102177 00066	JEEP	HYUNDAI	SANTA FE. 2.2 CRDI AT RV	2018	1.050	375,000,000	393,750,000
956	102177 00066	JEEP	HYUNDAI	SANTA FE. 2.2 CRDI AT RV	2017	1.050	357,000,000	374,850,000
957	102177 00066	JEEP	HYUNDAI	SANTA FE. 2.2 CRDI AT RV	2016	1.050	340,000,000	357,000,000
958	102177 00066	JEEP	HYUNDAI	SANTA FE. 2.2 CRDI AT RV	2015	1.050	323,000,000	339,150,000
959	102177 00066	JEEP	HYUNDAI	SANTA FE. 2.2 CRDI AT RV	2014	1.050	307,000,000	322,350,000
960	102177 00066	JEEP	HYUNDAI	SANTA FE. 2.2 CRDI AT RV	2013	1.050	292,000,000	306,600,000
961	102177 00048	JEEP	HYUNDAI	SANTA FE 2.2 TM CRDI 4X4 AT	2018	1.050	374,000,000	392,700,000
962	102177 00049	JEEP	HYUNDAI	SANTA FE 2.2 TM CRDI AT	2019	1.050	392,000,000	411,600,000
963	102177 00049	JEEP	HYUNDAI	SANTA FE 2.2 TM CRDI AT	2018	1.050	373,000,000	391,650,000
964	102177 00055	JEEP	HYUNDAI	SANTA FE 2.4 2 WD AT	2004	1.050	100,000,000	105,000,000
965	102177 00055	JEEP	HYUNDAI	SANTA FE 2.4 2 WD AT	2003	1.050	96,000,000	100,800,000
966	102177 00051	JEEP	HYUNDAI	SANTA FE 2.4 / 2 WD GLX AT	2009	1.050	194,000,000	203,700,000
967	102177 00051	JEEP	HYUNDAI	SANTA FE 2.4 / 2 WD GLX AT	2008	1.050	170,000,000	178,500,000
968	102177 00051	JEEP	HYUNDAI	SANTA FE 2.4 / 2 WD GLX AT	2007	1.050	154,000,000	161,700,000
969	102177 00051	JEEP	HYUNDAI	SANTA FE 2.4 / 2 WD GLX AT	2006	1.050	132,000,000	138,600,000
970	102177 00051	JEEP	HYUNDAI	SANTA FE 2.4 / 2 WD GLX AT	2005	1.050	126,000,000	132,300,000
971	102177 00052	JEEP	HYUNDAI	SANTA FE 2.4 / 2 WD GLX MT	2005	1.050	123,000,000	129,150,000
972	102177 00050	JEEP	HYUNDAI	SANTA FE 2.4 / 2 WD G MANUAL	2009	1.050	143,000,000	150,150,000
973	102177 00050	JEEP	HYUNDAI	SANTA FE 2.4 / 2 WD G MANUAL	2008	1.050	124,000,000	130,200,000
974	102177 00050	JEEP	HYUNDAI	SANTA FE 2.4 / 2 WD G MANUAL	2007	1.050	113,000,000	118,650,000

NO	KODING	JENIS	MERЕК	TIPE	TH BUAT	BOBOT	NJKB	DP PKB
1	2	3	4	5	6	7	8	9
975	102177 00050	JEEP	HYUNDAI	SANTA FE 2.4 / 2 WD G MANUAL	2006	1.050	103,000,000	108,150,000
976	102177 00050	JEEP	HYUNDAI	SANTA FE 2.4 / 2 WD G MANUAL	2005	1.050	97,000,000	101,850,000
977	102177 00050	JEEP	HYUNDAI	SANTA FE 2.4 / 2 WD G MANUAL	2004	1.050	91,000,000	95,550,000
978	102177 00050	JEEP	HYUNDAI	SANTA FE 2.4 / 2 WD G MANUAL	2003	1.050	87,000,000	91,350,000
979	102177 00050	JEEP	HYUNDAI	SANTA FE 2.4 / 2 WD G MANUAL	2002	1.050	84,000,000	88,200,000
980	102177 00053	JEEP	HYUNDAI	SANTA FE 2.4 / 2 WD MANUAL / THE CRUISER	2004	1.050	105,000,000	110,250,000
981	102177 00053	JEEP	HYUNDAI	SANTA FE 2.4 / 2 WD MANUAL / THE CRUISER	2003	1.050	100,000,000	105,000,000
982	102177 00053	JEEP	HYUNDAI	SANTA FE 2.4 / 2 WD MANUAL / THE CRUISER	2002	1.050	97,000,000	101,850,000
983	102177 00053	JEEP	HYUNDAI	SANTA FE 2.4 / 2 WD MANUAL / THE CRUISER	2001	1.050	94,000,000	98,700,000
984	102177 00054	JEEP	HYUNDAI	SANTA FE 2.4 / 4 WD AUTOMATIC	2006	1.050	113,000,000	118,650,000
985	102177 00054	JEEP	HYUNDAI	SANTA FE 2.4 / 4 WD AUTOMATIC	2005	1.050	105,000,000	110,250,000
986	102177 00054	JEEP	HYUNDAI	SANTA FE 2.4 / 4 WD AUTOMATIC	2004	1.050	97,000,000	101,850,000
987	102177 00054	JEEP	HYUNDAI	SANTA FE 2.4 / 4 WD AUTOMATIC	2003	1.050	90,000,000	94,500,000
988	102177 00054	JEEP	HYUNDAI	SANTA FE 2.4 / 4 WD AUTOMATIC	2002	1.050	89,000,000	93,450,000
989	102177 00056	JEEP	HYUNDAI	SANTA FE 2.4 AT	2016	1.050	322,000,000	338,100,000
990	102177 00056	JEEP	HYUNDAI	SANTA FE 2.4 AT	2015	1.050	312,000,000	327,600,000
991	102177 00056	JEEP	HYUNDAI	SANTA FE 2.4 AT	2014	1.050	298,000,000	312,900,000
992	102177 00056	JEEP	HYUNDAI	SANTA FE 2.4 AT	2013	1.050	295,000,000	309,750,000
993	102177 00057	JEEP	HYUNDAI	SANTA FE 2.4 AT 4X2	2019	1.050	373,000,000	391,650,000
994	102177 00057	JEEP	HYUNDAI	SANTA FE 2.4 AT 4X2	2018	1.050	355,000,000	372,750,000
995	102177 00058	JEEP	HYUNDAI	SANTA FE 2.4 TM 4X2 AT	2019	1.050	373,000,000	391,650,000
996	102177 00058	JEEP	HYUNDAI	SANTA FE 2.4 TM 4X2 AT	2018	1.050	355,000,000	372,750,000
997	102177 00061	JEEP	HYUNDAI	SANTA FE 2.7 / 4WD AT	2009	1.050	321,000,000	337,050,000
998	102177 00061	JEEP	HYUNDAI	SANTA FE 2.7 / 4WD AT	2008	1.050	267,000,000	280,350,000
999	102177 00061	JEEP	HYUNDAI	SANTA FE 2.7 / 4WD AT	2007	1.050	223,000,000	234,150,000
1000	102177 00059	JEEP	HYUNDAI	SANTA FE 2.7 / 4 WD AUTOMATIC	2004	1.050	155,000,000	162,750,000
1001	102177 00059	JEEP	HYUNDAI	SANTA FE 2.7 / 4 WD AUTOMATIC	2003	1.050	142,000,000	149,100,000
1002	102177 00059	JEEP	HYUNDAI	SANTA FE 2.7 / 4 WD AUTOMATIC	2002	1.050	134,000,000	140,700,000
1003	102177 00059	JEEP	HYUNDAI	SANTA FE 2.7 / 4 WD AUTOMATIC	2001	1.050	130,000,000	136,500,000
1004	102177 00060	JEEP	HYUNDAI	SANTA FE 2.7 / 4 WD GL AUTOMATIC	2004	1.050	154,000,000	161,700,000
1005	102177 00060	JEEP	HYUNDAI	SANTA FE 2.7 / 4 WD GL AUTOMATIC	2003	1.050	145,000,000	152,250,000
1006	102177 00060	JEEP	HYUNDAI	SANTA FE 2.7 / 4 WD GL AUTOMATIC	2002	1.050	140,000,000	147,000,000
1007	102177 00062	JEEP	HYUNDAI	SANTA FE 2.7 A/T	2019	1.050	356,000,000	373,800,000
1008	102177 00062	JEEP	HYUNDAI	SANTA FE 2.7 A/T	2018	1.050	339,000,000	355,950,000
1009	102177 00062	JEEP	HYUNDAI	SANTA FE 2.7 A/T	2017	1.050	323,000,000	339,150,000
1010	102177 00062	JEEP	HYUNDAI	SANTA FE 2.7 A/T	2016	1.050	307,000,000	322,350,000
1011	102177 00062	JEEP	HYUNDAI	SANTA FE 2.7 A/T	2015	1.050	292,000,000	306,600,000
1012	102177 00062	JEEP	HYUNDAI	SANTA FE 2.7 A/T	2014	1.050	278,000,000	291,900,000
1013	102177 00062	JEEP	HYUNDAI	SANTA FE 2.7 A/T	2013	1.050	265,000,000	278,250,000
1014	102177 00062	JEEP	HYUNDAI	SANTA FE 2.7 A/T	2012	1.050	252,000,000	264,600,000
1015	102177 00062	JEEP	HYUNDAI	SANTA FE 2.7 A/T	2011	1.050	240,000,000	252,000,000
1016	102177 00062	JEEP	HYUNDAI	SANTA FE 2.7 A/T	2010	1.050	228,000,000	239,400,000
1017	102177 00062	JEEP	HYUNDAI	SANTA FE 2.7 A/T	2009	1.050	217,000,000	227,850,000
1018	102177 00062	JEEP	HYUNDAI	SANTA FE 2.7 A/T	2008	1.050	207,000,000	217,350,000
1019	102177 00062	JEEP	HYUNDAI	SANTA FE 2.7 A/T	2007	1.050	197,000,000	206,850,000
1020	102177 00063	JEEP	HYUNDAI	SANTA FE COSMO CRUISE 2.4 / 2 WD AT	2005	1.050	133,000,000	139,650,000
1021	102177 00064	JEEP	HYUNDAI	SANTA FE COSMO CRUISE 2.4 / 2 WD MT	2005	1.050	126,000,000	132,300,000
1022	102177 00065	JEEP	HYUNDAI	SANTA FE COSMO CRUISE 2.4 / 2 WD PLUS MT	2005	1.050	123,000,000	129,150,000
1023	102177 00067	JEEP	HYUNDAI	TUCSON 2.0 2WD AT	2019	1.050	290,000,000	304,500,000
1024	102177 00067	JEEP	HYUNDAI	TUCSON 2.0 2WD AT	2018	1.050	276,000,000	289,800,000
1025	102177 00067	JEEP	HYUNDAI	TUCSON 2.0 2WD AT	2017	1.050	263,000,000	276,150,000
1026	102177 00067	JEEP	HYUNDAI	TUCSON 2.0 2WD AT	2016	1.050	250,000,000	262,500,000
1027	102177 00067	JEEP	HYUNDAI	TUCSON 2.0 2WD AT	2015	1.050	238,000,000	249,900,000
1028	102177 00067	JEEP	HYUNDAI	TUCSON 2.0 2WD AT	2014	1.050	227,000,000	238,350,000
1029	102177 00067	JEEP	HYUNDAI	TUCSON 2.0 2WD AT	2013	1.050	216,000,000	226,800,000
1030	102177 00067	JEEP	HYUNDAI	TUCSON 2.0 2WD AT	2012	1.050	206,000,000	216,300,000
1031	102177 00067	JEEP	HYUNDAI	TUCSON 2.0 2WD AT	2011	1.050	196,000,000	205,800,000
1032	102177 00067	JEEP	HYUNDAI	TUCSON 2.0 2WD AT	2010	1.050	187,000,000	196,350,000
1033	102177 00067	JEEP	HYUNDAI	TUCSON 2.0 2WD AT	2009	1.050	178,000,000	186,900,000
1034	102177 00067	JEEP	HYUNDAI	TUCSON 2.0 2WD AT	2008	1.050	170,000,000	178,500,000
1035	102177 00067	JEEP	HYUNDAI	TUCSON 2.0 2WD AT	2007	1.050	162,000,000	170,100,000
1036	102177 00067	JEEP	HYUNDAI	TUCSON 2.0 2WD AT	2006	1.050	154,000,000	161,700,000
1037	102177 00067	JEEP	HYUNDAI	TUCSON 2.0 2WD AT	2005	1.050	147,000,000	154,350,000
1038	102177 00068	JEEP	HYUNDAI	TUCSON 2.0 2WD AT NE	2019	1.050	312,000,000	327,600,000
1039	102177 00068	JEEP	HYUNDAI	TUCSON 2.0 2WD AT NE	2018	1.050	297,000,000	311,850,000
1040	102177 00068	JEEP	HYUNDAI	TUCSON 2.0 2WD AT NE	2017	1.050	283,000,000	297,150,000
1041	102177 00068	JEEP	HYUNDAI	TUCSON 2.0 2WD AT NE	2016	1.050	269,000,000	282,450,000
1042	102177 00068	JEEP	HYUNDAI	TUCSON 2.0 2WD AT NE	2015	1.050	256,000,000	268,800,000
1043	102177 00068	JEEP	HYUNDAI	TUCSON 2.0 2WD AT NE	2014	1.050	244,000,000	256,200,000
1044	102177 00069	JEEP	HYUNDAI	TUCSON 2.0 2WD AT TL	2019	1.050	342,000,000	359,100,000
1045	102177 00069	JEEP	HYUNDAI	TUCSON 2.0 2WD AT TL	2018	1.050	325,000,000	341,250,000
1046	102177 00069	JEEP	HYUNDAI	TUCSON 2.0 2WD AT TL	2017	1.050	309,000,000	324,450,000
1047	102177 00069	JEEP	HYUNDAI	TUCSON 2.0 2WD AT TL	2016	1.050	294,000,000	308,700,000
1048	102177 00070	JEEP	HYUNDAI	TUCSON 2.0 4WD CRDi MT	2017	1.050	332,000,000	348,600,000
1049	102177 00070	JEEP	HYUNDAI	TUCSON 2.0 4WD CRDi MT	2016	1.050	325,000,000	341,250,000
1050	102177 00070	JEEP	HYUNDAI	TUCSON 2.0 4WD CRDi MT	2015	1.050	319,000,000	334,950,000
1051	102177 00070	JEEP	HYUNDAI	TUCSON 2.0 4WD CRDi MT	2014	1.050	313,000,000	328,650,000
1052	102177 00070	JEEP	HYUNDAI	TUCSON 2.0 4WD CRDi MT	2013	1.050	304,000,000	319,200,000
1053	102177 00070	JEEP	HYUNDAI	TUCSON 2.0 4WD CRDi MT	2012	1.050	289,000,000	303,450,000
1054	102177 00071	JEEP	HYUNDAI	TUCSON 2.0 CRDi 2WD AT TL	2018	1.050	357,000,000	374,850,000
1055	102177 00072	JEEP	HYUNDAI	TUCSON 2.0 CRDi 2WD TL (4X2) AT	2019	1.050	384,000,000	403,200,000
1056	102177 00072	JEEP	HYUNDAI	TUCSON 2.0 CRDi 2WD TL (4X2) AT	2018	1.050	365,000,000	383,250,000
1057	102177 00073	JEEP	HYUNDAI	TUCSON GL MT	2006	1.050	90,000,000	94,500,000
1058	102177 00073	JEEP	HYUNDAI	TUCSON GL MT	2005	1.050	89,000,000	93,450,000
1059	102177 00074	JEEP	HYUNDAI	TUCSON GLS MT	2006	1.050	96,000,000	100,800,000
1060	102177 00074	JEEP	HYUNDAI	TUCSON GLS MT	2005	1.050	91,000,000	95,550,000
1061	102183 00001	JEEP	INTERNATIONAL	SCOUT	1980	1.050	10,000,000	10,500,000
1062	102185 00004	JEEP	ISUZU	BIGHORN, 2300cc	1996	1.050	52,000,000	54,600,000
1063	102185 00006	JEEP	ISUZU	TROOPER 2238cc 4WD DIESEL	1983	1.050	17,000,000	17,850,000

NO	KODING	JENIS	MERЕК	TIPE	TH BUAT	BOBOT	NJKB	DP PKB
1	2	3	4	5	6	7	8	9
1064	102185 00006	JEEP	ISUZU	TROOPER 2238cc 4WD DIESEL	1982	1.050	15,000,000	15,750,000
1065	102185 00006	JEEP	ISUZU	TROOPER 2238cc 4WD DIESEL	1981	1.050	14,000,000	14,700,000
1066	102185 00006	JEEP	ISUZU	TROOPER 2238cc 4WD DIESEL	1980	1.050	13,000,000	13,650,000
1067	102185 00005	JEEP	ISUZU	TROOPER (BENSIN)	1984	1.050	18,000,000	18,900,000
1068	102185 00005	JEEP	ISUZU	TROOPER (BENSIN)	1983	1.050	16,000,000	16,800,000
1069	102185 00005	JEEP	ISUZU	TROOPER (BENSIN)	1982	1.050	14,000,000	14,700,000
1070	102185 00007	JEEP	ISUZU	UBS 25 AT	2005	1.050	184,000,000	193,200,000
1071	102185 00007	JEEP	ISUZU	UBS 25 AT	2004	1.050	175,000,000	183,750,000
1072	102185 00007	JEEP	ISUZU	UBS 25 AT	2003	1.050	157,000,000	164,850,000
1073	102185 00007	JEEP	ISUZU	UBS 25 AT	2002	1.050	153,000,000	160,650,000
1074	102185 00007	JEEP	ISUZU	UBS 25 AT	2001	1.050	149,000,000	156,450,000
1075	102185 00007	JEEP	ISUZU	UBS 25 AT	2000	1.050	137,000,000	143,850,000
1076	102185 00008	JEEP	ISUZU	UBS 26 GW AT	2005	1.050	185,000,000	194,250,000
1077	102185 00008	JEEP	ISUZU	UBS 26 GW AT	2004	1.050	175,000,000	183,750,000
1078	102185 00008	JEEP	ISUZU	UBS 26 GW AT	2003	1.050	157,000,000	164,850,000
1079	102185 00008	JEEP	ISUZU	UBS 26 GW AT	2002	1.050	153,000,000	160,650,000
1080	102185 00008	JEEP	ISUZU	UBS 26 GW AT	2001	1.050	149,000,000	156,450,000
1081	102185 00008	JEEP	ISUZU	UBS 26 GW AT	2000	1.050	137,000,000	143,850,000
1082	102185 00009	JEEP	ISUZU	UBS 69 AT DIESEL	2005	1.050	198,000,000	207,900,000
1083	102185 00009	JEEP	ISUZU	UBS 69 AT DIESEL	2004	1.050	188,000,000	197,400,000
1084	102185 00009	JEEP	ISUZU	UBS 69 AT DIESEL	2003	1.050	168,000,000	176,400,000
1085	102185 00009	JEEP	ISUZU	UBS 69 AT DIESEL	2002	1.050	164,000,000	172,200,000
1086	102185 00009	JEEP	ISUZU	UBS 69 AT DIESEL	2001	1.050	160,000,000	168,000,000
1087	102185 00009	JEEP	ISUZU	UBS 69 AT DIESEL	2000	1.050	137,000,000	143,850,000
1088	102185 00010	JEEP	ISUZU	UBS 69 MT DIESEL	2005	1.050	164,000,000	172,200,000
1089	102185 00010	JEEP	ISUZU	UBS 69 MT DIESEL	2004	1.050	155,000,000	162,750,000
1090	102185 00010	JEEP	ISUZU	UBS 69 MT DIESEL	2003	1.050	139,000,000	145,950,000
1091	102185 00010	JEEP	ISUZU	UBS 69 MT DIESEL	2002	1.050	136,000,000	142,800,000
1092	102185 00010	JEEP	ISUZU	UBS 69 MT DIESEL	2001	1.050	134,000,000	140,700,000
1093	102185 00010	JEEP	ISUZU	UBS 69 MT DIESEL	2000	1.050	120,000,000	126,000,000
1094	102185 00011	JEEP	ISUZU	UBS/UES 73 AT	2005	1.050	198,000,000	207,900,000
1095	102185 00011	JEEP	ISUZU	UBS/UES 73 AT	2004	1.050	188,000,000	197,400,000
1096	102185 00012	JEEP	ISUZU	UBS/UES 73 AT DIESEL	2003	1.050	168,000,000	176,400,000
1097	102185 00012	JEEP	ISUZU	UBS/UES 73 AT DIESEL	2002	1.050	160,000,000	168,000,000
1098	102185 00012	JEEP	ISUZU	UBS/UES 73 AT DIESEL	2001	1.050	134,000,000	140,700,000
1099	102185 00012	JEEP	ISUZU	UBS/UES 73 AT DIESEL	2000	1.050	120,000,000	126,000,000
1100	102185 00012	JEEP	ISUZU	UBS/UES 73 AT DIESEL	1999	1.050	96,000,000	100,800,000
1101	102185 00013	JEEP	ISUZU	UCR6Y MU-X (4X4) M/T	2018	1.050	279,000,000	292,950,000
1102	102185 00014	JEEP	ISUZU	UCR6Y MU-X R2 (4x2) AT	2019	1.050	394,000,000	413,700,000
1103	102185 00014	JEEP	ISUZU	UCR6Y MU-X R2 (4x2) AT	2018	1.050	375,000,000	393,750,000
1104	102185 00014	JEEP	ISUZU	UCR6Y MU-X R2 (4x2) AT	2017	1.050	357,000,000	374,850,000
1105	102185 00014	JEEP	ISUZU	UCR6Y MU-X R2 (4x2) AT	2016	1.050	340,000,000	357,000,000
1106	102185 00014	JEEP	ISUZU	UCR6Y MU-X R2 (4x2) AT	2015	1.050	323,000,000	339,150,000
1107	102185 00014	JEEP	ISUZU	UCR6Y MU-X R2 (4x2) AT	2014	1.050	307,000,000	322,350,000
1108	102185 00015	JEEP	ISUZU	UCR6Y MU-X R3 (4X2) A/T	2019	1.050	394,000,000	413,700,000
1109	102185 00015	JEEP	ISUZU	UCR6Y MU-X R3 (4X2) A/T	2018	1.050	375,000,000	393,750,000
1110	102185 00510	JEEP	ISUZU	UCR6Y MU-X R4 (4X2) A/T	2019	1.050	394,000,000	413,700,000
1111	102185 00016	JEEP	ISUZU	UCR6Y MU-X S (4X2) A/T	2019	1.050	381,000,000	400,050,000
1112	102185 00016	JEEP	ISUZU	UCR6Y MU-X S (4X2) A/T	2018	1.050	362,000,000	380,100,000
1113	102185 00511	JEEP	ISUZU	UCR6Y MU-X S R1 (4X2) A/T	2019	1.050	381,000,000	400,050,000
1114	102185 00512	JEEP	ISUZU	UCS6Y MU-X (4X4) M/T	2019	1.050	369,000,000	387,450,000
1115	102185 00513	JEEP	ISUZU	UCS6Y MU-X R1 (4X4) M/T	2019	1.050	369,000,000	387,450,000
1116	102185 00017	JEEP	ISUZU	UNICAB,MINI MOKER TRAKKA	1985	1.050	13,000,000	13,650,000
1117	102185 00017	JEEP	ISUZU	UNICAB,MINI MOKER TRAKKA	1984	1.050	12,500,000	13,125,000
1118	102185 00017	JEEP	ISUZU	UNICAB,MINI MOKER TRAKKA	1983	1.050	12,000,000	12,600,000
1119	102185 00017	JEEP	ISUZU	UNICAB,MINI MOKER TRAKKA	1982	1.050	11,500,000	12,075,000
1120	102185 00017	JEEP	ISUZU	UNICAB,MINI MOKER TRAKKA	1981	1.050	11,000,000	11,550,000
1121	102185 00017	JEEP	ISUZU	UNICAB,MINI MOKER TRAKKA	1980	1.050	9,000,000	9,450,000
1122	102185 00018	JEEP	ISUZU	VEHICLE CROSS, 3165cc	1986	1.050	11,000,000	11,550,000
1123	102185 00018	JEEP	ISUZU	VEHICLE CROSS, 3165cc	1985	1.050	10,000,000	10,500,000
1124	102185 00018	JEEP	ISUZU	VEHICLE CROSS, 3165cc	1984	1.050	9,800,000	10,290,000
1125	102185 00018	JEEP	ISUZU	VEHICLE CROSS, 3165cc	1983	1.050	9,500,000	9,975,000
1126	102185 00018	JEEP	ISUZU	VEHICLE CROSS, 3165cc	1982	1.050	9,000,000	9,450,000
1127	102185 00018	JEEP	ISUZU	VEHICLE CROSS, 3165cc	1981	1.050	8,000,000	8,400,000
1128	102185 00018	JEEP	ISUZU	VEHICLE CROSS, 3165cc	1980	1.050	7,500,000	7,875,000
1129	102192 00001	JEEP	JEEP	642	1980	1.050	7,500,000	7,875,000
1130	102192 00002	JEEP	JEEP	CJ7	1989	1.050	37,000,000	38,850,000
1131	102192 00002	JEEP	JEEP	CJ7	1988	1.050	36,000,000	37,800,000
1132	102192 00002	JEEP	JEEP	CJ7	1987	1.050	35,000,000	36,750,000
1133	102192 00002	JEEP	JEEP	CJ7	1986	1.050	34,000,000	35,700,000
1134	102192 00002	JEEP	JEEP	CJ7	1985	1.050	33,000,000	34,650,000
1135	102192 00002	JEEP	JEEP	CJ7	1981	1.050	12,000,000	12,600,000
1136	102192 00002	JEEP	JEEP	CJ7	1980	1.050	11,000,000	11,550,000
1137	102192 00003	JEEP	JEEP	CJ7 AMC	1981	1.050	24,000,000	25,200,000
1138	102192 00003	JEEP	JEEP	CJ7 AMC	1980	1.050	22,000,000	23,100,000
1139	102192 00004	JEEP	JEEP	CJ7 LORED0 4.2	1981	1.050	22,000,000	23,100,000
1140	102192 00005	JEEP	JEEP	GRAND CHEROKEE 3.6 AT	2012	1.050	903,000,000	948,150,000
1141	102192 00006	JEEP	JEEP	GRAND CHEROKEE 5.7 AT	2012	1.050	1,138,000,000	1,194,900,000
1142	102192 00007	JEEP	JEEP	WILLYS (CJ4/CJ5/CJ6)	1980	1.050	10,000,000	10,500,000
1143	102192 00009	JEEP	JEEP	WRANGLER 2.8L AT	2012	1.050	270,000,000	283,500,000
1144	102192 00009	JEEP	JEEP	WRANGLER 2.8L AT	2011	1.050	257,000,000	269,850,000
1145	102192 00008	JEEP	JEEP	WRANGLER 2.8 SPORT 4 DOOR A/T	2014	1.050	434,000,000	455,700,000
1146	102192 00010	JEEP	JEEP	WRANGLER 3.6 A/T	2012	1.050	440,000,000	462,000,000
1147	102192 00011	JEEP	JEEP	WRANGLER 3.6 A/T SPORT	2013	1.050	551,000,000	578,550,000
1148	102192 00012	JEEP	JEEP	WRANGLER RUBICON 3.6 4 DOOR A/T	2014	1.050	757,000,000	794,850,000
1149	102215 00015	JEEP	KIA	SORENTO 2.2 AT DIESEL	2013	1.050	280,000,000	294,000,000
1150	102215 00016	JEEP	KIA	SORENTO 2.2 DIESEL A/T	2015	1.050	367,000,000	385,350,000
1151	102215 00016	JEEP	KIA	SORENTO 2.2 DIESEL A/T	2014	1.050	348,000,000	365,400,000
1152	102215 00016	JEEP	KIA	SORENTO 2.2 DIESEL A/T	2013	1.050	330,000,000	346,500,000

NO	KODING	JENIS	MEREK	TIPE	TH BUAT	BOBOT	NJKB	DP PKB
1	2	3	4	5	6	7	8	9
1153	102215 00017	JEEP	KIA	SORENTO 2.4 AT	2015	1.050	329,000,000	345,450,000
1154	102215 00017	JEEP	KIA	SORENTO 2.4 AT	2014	1.050	313,000,000	328,650,000
1155	102215 00017	JEEP	KIA	SORENTO 2.4 AT	2013	1.050	262,000,000	275,100,000
1156	102215 00018	JEEP	KIA	SORENTO 3.5 V6 GS AT	2005	1.050	205,000,000	215,250,000
1157	102215 00019	JEEP	KIA	SORENTO AT	2009	1.050	344,000,000	361,200,000
1158	102215 00019	JEEP	KIA	SORENTO AT	2008	1.050	301,000,000	316,050,000
1159	102215 00019	JEEP	KIA	SORENTO AT	2007	1.050	260,000,000	273,000,000
1160	102215 00019	JEEP	KIA	SORENTO AT	2006	1.050	203,000,000	213,150,000
1161	102215 00019	JEEP	KIA	SORENTO AT	2005	1.050	184,000,000	193,200,000
1162	102215 00019	JEEP	KIA	SORENTO AT	2004	1.050	172,000,000	180,600,000
1163	102215 00019	JEEP	KIA	SORENTO AT	2003	1.050	163,000,000	171,150,000
1164	102215 00021	JEEP	KIA	SPORTAGE 2.0 AT	2019	1.050	301,470,000	316,543,500
1165	102215 00021	JEEP	KIA	SPORTAGE 2.0 AT	2018	1.050	286,470,000	300,793,500
1166	102215 00021	JEEP	KIA	SPORTAGE 2.0 AT	2017	1.050	272,470,000	286,093,500
1167	102215 00021	JEEP	KIA	SPORTAGE 2.0 AT	2016	1.050	259,470,000	272,443,500
1168	102215 00021	JEEP	KIA	SPORTAGE 2.0 AT	2015	1.050	247,470,000	259,843,500
1169	102215 00021	JEEP	KIA	SPORTAGE 2.0 AT	2014	1.050	235,470,000	247,243,500
1170	102215 00021	JEEP	KIA	SPORTAGE 2.0 AT	2013	1.050	224,470,000	235,693,500
1171	102215 00021	JEEP	KIA	SPORTAGE 2.0 AT	2012	1.050	213,470,000	224,143,500
1172	102215 00021	JEEP	KIA	SPORTAGE 2.0 AT	2011	1.050	203,470,000	213,643,500
1173	102215 00024	JEEP	KIA	SPORTAGE 2.0 DOHC WAGON AT	2004	1.050	102,000,000	107,100,000
1174	102215 00025	JEEP	KIA	SPORTAGE 2.0 DOHC WAGON MT	2004	1.050	95,000,000	99,750,000
1175	102215 00026	JEEP	KIA	SPORTAGE 2.0 EX AT	2015	1.050	282,000,000	296,100,000
1176	102215 00026	JEEP	KIA	SPORTAGE 2.0 EX AT	2014	1.050	269,000,000	282,450,000
1177	102215 00027	JEEP	KIA	SPORTAGE 2.0 EX AT 2	2016	1.050	286,000,000	300,300,000
1178	102215 00027	JEEP	KIA	SPORTAGE 2.0 EX AT 2	2015	1.050	278,000,000	291,900,000
1179	102215 00028	JEEP	KIA	SPORTAGE 2.0 EX DIESEL AT	2016	1.050	316,000,000	331,800,000
1180	102215 00029	JEEP	KIA	SPORTAGE 2.0 GT AT	2019	1.050	370,890,000	389,434,500
1181	102215 00029	JEEP	KIA	SPORTAGE 2.0 GT AT	2018	1.050	352,890,000	370,534,500
1182	102215 00029	JEEP	KIA	SPORTAGE 2.0 GT AT	2017	1.050	335,890,000	352,684,500
1183	102215 00020	JEEP	KIA	SPORTAGE 2.0 LX AT	2015	1.050	247,000,000	259,350,000
1184	102215 00020	JEEP	KIA	SPORTAGE 2.0 LX AT	2014	1.050	238,000,000	249,900,000
1185	102215 00020	JEEP	KIA	SPORTAGE 2.0 LX AT	2013	1.050	226,000,000	237,300,000
1186	102215 00030	JEEP	KIA	SPORTAGE 2.0 LX MT	2015	1.050	230,000,000	241,500,000
1187	102215 00030	JEEP	KIA	SPORTAGE 2.0 LX MT	2014	1.050	219,000,000	229,950,000
1188	102215 00031	JEEP	KIA	SPORTAGE 2.0 M/T	2013	1.050	175,000,000	183,750,000
1189	102215 00031	JEEP	KIA	SPORTAGE 2.0 M/T	2012	1.050	166,000,000	174,300,000
1190	102215 00031	JEEP	KIA	SPORTAGE 2.0 M/T	2011	1.050	159,000,000	166,950,000
1191	102215 00022	JEEP	KIA	SPORTAGE (4x2) AT 1998cc	2003	1.050	100,000,000	105,000,000
1192	102215 00022	JEEP	KIA	SPORTAGE (4x2) AT 1998cc	2002	1.050	96,000,000	100,800,000
1193	102215 00022	JEEP	KIA	SPORTAGE (4x2) AT 1998cc	2001	1.050	92,000,000	96,600,000
1194	102215 00022	JEEP	KIA	SPORTAGE (4x2) AT 1998cc	2000	1.050	88,000,000	92,400,000
1195	102215 00023	JEEP	KIA	SPORTAGE (4x4) AT	2004	1.050	95,000,000	99,750,000
1196	102215 00023	JEEP	KIA	SPORTAGE (4x4) AT	2003	1.050	86,000,000	90,300,000
1197	102215 00023	JEEP	KIA	SPORTAGE (4x4) AT	2002	1.050	83,000,000	87,150,000
1198	102215 00023	JEEP	KIA	SPORTAGE (4x4) AT	2001	1.050	81,000,000	85,050,000
1199	102215 00023	JEEP	KIA	SPORTAGE (4x4) AT	2000	1.050	74,000,000	77,700,000
1200	102215 00032	JEEP	KIA	SPORTAGE II AT	2009	1.050	157,000,000	164,850,000
1201	102215 00032	JEEP	KIA	SPORTAGE II AT	2008	1.050	142,000,000	149,100,000
1202	102215 00032	JEEP	KIA	SPORTAGE II AT	2007	1.050	128,000,000	134,400,000
1203	102215 00032	JEEP	KIA	SPORTAGE II AT	2006	1.050	115,000,000	120,750,000
1204	102215 00032	JEEP	KIA	SPORTAGE II AT	2005	1.050	106,000,000	111,300,000
1205	102215 00033	JEEP	KIA	SPORTAGE II MT	2008	1.050	130,000,000	136,500,000
1206	102215 00033	JEEP	KIA	SPORTAGE II MT	2007	1.050	119,000,000	124,950,000
1207	102215 00033	JEEP	KIA	SPORTAGE II MT	2006	1.050	104,000,000	109,200,000
1208	102215 00033	JEEP	KIA	SPORTAGE II MT	2005	1.050	96,000,000	100,800,000
1209	102215 00034	JEEP	KIA	SPORTAGE II MT DIESEL	2008	1.050	170,000,000	178,500,000
1210	102215 00034	JEEP	KIA	SPORTAGE II MT DIESEL	2007	1.050	157,000,000	164,850,000
1211	102215 00034	JEEP	KIA	SPORTAGE II MT DIESEL	2006	1.050	123,000,000	129,150,000
1212	102215 00034	JEEP	KIA	SPORTAGE II MT DIESEL	2005	1.050	117,000,000	122,850,000
1213	102215 00035	JEEP	KIA	SPORTAGE SE 2.0 AT	2012	1.050	210,000,000	220,500,000
1214	102215 00036	JEEP	KIA	SPORTAGE SE 2.0 MT	2014	1.050	199,000,000	208,950,000
1215	102215 00036	JEEP	KIA	SPORTAGE SE 2.0 MT	2013	1.050	193,000,000	202,650,000
1216	102215 00036	JEEP	KIA	SPORTAGE SE 2.0 MT	2012	1.050	186,000,000	195,300,000
1217	102215 00036	JEEP	KIA	SPORTAGE SE 2.0 MT	2011	1.050	180,000,000	189,000,000
1218	102229 00001	JEEP	LANDROVER	109 LONG CHASIS	2005	1.050	1,111,000,000	1,166,550,000
1219	102229 00001	JEEP	LANDROVER	109 LONG CHASIS	2004	1.050	896,000,000	940,800,000
1220	102229 00001	JEEP	LANDROVER	109 LONG CHASIS	2003	1.050	764,000,000	802,200,000
1221	102229 00001	JEEP	LANDROVER	109 LONG CHASIS	1980	1.050	25,000,000	26,250,000
1222	102229 00002	JEEP	LANDROVER	110 L C HDTF	1980	1.050	20,000,000	21,000,000
1223	102229 00003	JEEP	LANDROVER	88 WD 2.500cc	1988	1.050	41,000,000	43,050,000
1224	102229 00004	JEEP	LANDROVER	CANVASTOP LONG 2500cc (BENSIN)	1992	1.050	42,000,000	44,100,000
1225	102229 00004	JEEP	LANDROVER	CANVASTOP LONG 2500cc (BENSIN)	1991	1.050	38,000,000	39,900,000
1226	102229 00005	JEEP	LANDROVER	CANVASTOP LONG 2500cc (DIESEL)	1994	1.050	49,000,000	51,450,000
1227	102229 00005	JEEP	LANDROVER	CANVASTOP LONG 2500cc (DIESEL)	1993	1.050	46,000,000	48,300,000
1228	102229 00005	JEEP	LANDROVER	CANVASTOP LONG 2500cc (DIESEL)	1992	1.050	43,000,000	45,150,000
1229	102229 00005	JEEP	LANDROVER	CANVASTOP LONG 2500cc (DIESEL)	1991	1.050	39,000,000	40,950,000
1230	102229 00006	JEEP	LANDROVER	CANVASTOP SHORT 2500cc (BENSIN)	1992	1.050	42,000,000	44,100,000
1231	102229 00006	JEEP	LANDROVER	CANVASTOP SHORT 2500cc (BENSIN)	1991	1.050	38,000,000	39,900,000
1232	102229 00007	JEEP	LANDROVER	CANVASTOP SHORT 2500cc (DIESEL)	1993	1.050	46,000,000	48,300,000
1233	102229 00007	JEEP	LANDROVER	CANVASTOP SHORT 2500cc (DIESEL)	1992	1.050	43,000,000	45,150,000
1234	102229 00007	JEEP	LANDROVER	CANVASTOP SHORT 2500cc (DIESEL)	1991	1.050	39,000,000	40,950,000
1235	102229 00008	JEEP	LANDROVER	CANVASTOP SHORT 88 WB 2.286cc	1988	1.050	36,000,000	37,800,000
1236	102229 00008	JEEP	LANDROVER	CANVASTOP SHORT 88 WB 2.286cc	1987	1.050	34,000,000	35,700,000
1237	102229 00008	JEEP	LANDROVER	CANVASTOP SHORT 88 WB 2.286cc	1986	1.050	31,000,000	32,550,000
1238	102229 00008	JEEP	LANDROVER	CANVASTOP SHORT 88 WB 2.286cc	1985	1.050	29,000,000	30,450,000
1239	102229 00008	JEEP	LANDROVER	CANVASTOP SHORT 88 WB 2.286cc	1984	1.050	28,500,000	29,925,000
1240	102229 00008	JEEP	LANDROVER	CANVASTOP SHORT 88 WB 2.286cc	1983	1.050	28,000,000	29,400,000
1241	102229 00008	JEEP	LANDROVER	CANVASTOP SHORT 88 WB 2.286cc	1982	1.050	27,000,000	28,350,000

NO	KODING	JENIS	MEREK	TIPE	TH BUAT	BOBOT	NJKB	DP PKB
1	2	3	4	5	6	7	8	9
1242	102229 00008	JEEP	LANDROVER	CANVASTOP SHORT 88 WB 2.286cc	1981	1.050	26,000,000	27,300,000
1243	102229 00008	JEEP	LANDROVER	CANVASTOP SHORT 88 WB 2.286cc	1980	1.050	12,500,000	13,125,000
1244	102229 00010	JEEP	LANDROVER	DEFENDER 10 SEATER MT 2200	2012	1.050	470,000,000	493,500,000
1245	102229 00011	JEEP	LANDROVER	DEFENDER 10 SEATER MT 2400	2012	1.050	480,000,000	504,000,000
1246	102229 00012	JEEP	LANDROVER	DEFENDER 110 Td5 CANVAS STD	2005	1.050	230,000,000	241,500,000
1247	102229 00012	JEEP	LANDROVER	DEFENDER 110 Td5 CANVAS STD	2004	1.050	203,000,000	213,150,000
1248	102229 00012	JEEP	LANDROVER	DEFENDER 110 Td5 CANVAS STD	2003	1.050	189,000,000	198,450,000
1249	102229 00013	JEEP	LANDROVER	DEFENDER 110 Td5 S/W	2005	1.050	295,000,000	309,750,000
1250	102229 00013	JEEP	LANDROVER	DEFENDER 110 Td5 S/W	2004	1.050	260,000,000	273,000,000
1251	102229 00014	JEEP	LANDROVER	DEFENDER 110 Tdi CANVAS STD MT	2007	1.050	252,000,000	264,600,000
1252	102229 00014	JEEP	LANDROVER	DEFENDER 110 Tdi CANVAS STD MT	2006	1.050	226,000,000	237,300,000
1253	102229 00014	JEEP	LANDROVER	DEFENDER 110 Tdi CANVAS STD MT	2005	1.050	215,000,000	225,750,000
1254	102229 00015	JEEP	LANDROVER	DEFENDER 110 Tdi CANVAS TOP MT	2005	1.050	193,000,000	202,650,000
1255	102229 00015	JEEP	LANDROVER	DEFENDER 110 Tdi CANVAS TOP MT	2004	1.050	166,000,000	174,300,000
1256	102229 00017	JEEP	LANDROVER	DEFENDER 110 Tdi STW	2005	1.050	372,000,000	390,600,000
1257	102229 00016	JEEP	LANDROVER	DEFENDER 110 Tdi S/W STD	2005	1.050	293,000,000	307,650,000
1258	102229 00016	JEEP	LANDROVER	DEFENDER 110 Tdi S/W STD	2004	1.050	256,000,000	268,800,000
1259	102229 00016	JEEP	LANDROVER	DEFENDER 110 Tdi S/W STD	2003	1.050	239,000,000	250,950,000
1260	102229 00018	JEEP	LANDROVER	DEFENDER 2.2L 110 SW M/T	2013	1.050	486,000,000	510,300,000
1261	102229 00018	JEEP	LANDROVER	DEFENDER 2.2L 110 SW M/T	2012	1.050	463,000,000	486,150,000
1262	102229 00019	JEEP	LANDROVER	DEFENDER 2.2L 130 SW M/T	2012	1.050	483,000,000	507,150,000
1263	102229 00020	JEEP	LANDROVER	DEFENDER 2.2L 90 SW M/T	2012	1.050	452,000,000	474,600,000
1264	102229 00021	JEEP	LANDROVER	DEFENDER 2.4L 110 SW M/T	2012	1.050	494,000,000	518,700,000
1265	102229 00022	JEEP	LANDROVER	DEFENDER 2.4L 130 M/T	2012	1.050	540,000,000	567,000,000
1266	102229 00023	JEEP	LANDROVER	DEFENDER 2.4L 90 SW M/T	2012	1.050	486,000,000	510,300,000
1267	102229 00024	JEEP	LANDROVER	DEFENDER 2.4L DTE 110 CNVS MT	2011	1.050	350,000,000	367,500,000
1268	102229 00024	JEEP	LANDROVER	DEFENDER 2.4L DTE 110 CNVS MT	2010	1.050	316,000,000	331,800,000
1269	102229 00024	JEEP	LANDROVER	DEFENDER 2.4L DTE 110 CNVS MT	2009	1.050	301,000,000	316,050,000
1270	102229 00024	JEEP	LANDROVER	DEFENDER 2.4L DTE 110 CNVS MT	2008	1.050	270,000,000	283,500,000
1271	102229 00024	JEEP	LANDROVER	DEFENDER 2.4L DTE 110 CNVS MT	2007	1.050	252,000,000	264,600,000
1272	102229 00025	JEEP	LANDROVER	DEFENDER 2.4L DTE 110 CREW CAB MT	2009	1.050	317,000,000	332,850,000
1273	102229 00025	JEEP	LANDROVER	DEFENDER 2.4L DTE 110 CREW CAB MT	2008	1.050	284,000,000	298,200,000
1274	102229 00026	JEEP	LANDROVER	DEFENDER 2.4L DTE 110 S/W MT	2011	1.050	490,000,000	514,500,000
1275	102229 00026	JEEP	LANDROVER	DEFENDER 2.4L DTE 110 S/W MT	2010	1.050	444,000,000	466,200,000
1276	102229 00026	JEEP	LANDROVER	DEFENDER 2.4L DTE 110 S/W MT	2009	1.050	423,000,000	444,150,000
1277	102229 00026	JEEP	LANDROVER	DEFENDER 2.4L DTE 110 S/W MT	2008	1.050	379,000,000	397,950,000
1278	102229 00026	JEEP	LANDROVER	DEFENDER 2.4L DTE 110 S/W MT	2007	1.050	345,000,000	362,250,000
1279	102229 00027	JEEP	LANDROVER	DEFENDER 2.4L DTE 130 CREW CAB MT	2009	1.050	368,000,000	386,400,000
1280	102229 00027	JEEP	LANDROVER	DEFENDER 2.4L DTE 130 CREW CAB MT	2008	1.050	335,000,000	351,750,000
1281	102229 00028	JEEP	LANDROVER	DEFENDER 2.4L DTE 90 CNVS MT	2011	1.050	326,000,000	342,300,000
1282	102229 00028	JEEP	LANDROVER	DEFENDER 2.4L DTE 90 CNVS MT	2010	1.050	295,000,000	309,750,000
1283	102229 00028	JEEP	LANDROVER	DEFENDER 2.4L DTE 90 CNVS MT	2009	1.050	280,000,000	294,000,000
1284	102229 00028	JEEP	LANDROVER	DEFENDER 2.4L DTE 90 CNVS MT	2008	1.050	250,000,000	262,500,000
1285	102229 00028	JEEP	LANDROVER	DEFENDER 2.4L DTE 90 CNVS MT	2007	1.050	228,000,000	239,400,000
1286	102229 00029	JEEP	LANDROVER	DEFENDER 2.4L DTE 90 S/W MT	2011	1.050	423,000,000	444,150,000
1287	102229 00029	JEEP	LANDROVER	DEFENDER 2.4L DTE 90 S/W MT	2010	1.050	383,000,000	402,150,000
1288	102229 00029	JEEP	LANDROVER	DEFENDER 2.4L DTE 90 S/W MT	2009	1.050	365,000,000	383,250,000
1289	102229 00029	JEEP	LANDROVER	DEFENDER 2.4L DTE 90 S/W MT	2008	1.050	327,000,000	343,350,000
1290	102229 00029	JEEP	LANDROVER	DEFENDER 2.4L DTE 90 S/W MT	2007	1.050	297,000,000	311,850,000
1291	102229 00030	JEEP	LANDROVER	DEFENDER 90 Td5	2004	1.050	282,000,000	296,100,000
1292	102229 00030	JEEP	LANDROVER	DEFENDER 90 Td5	2003	1.050	265,000,000	278,250,000
1293	102229 00030	JEEP	LANDROVER	DEFENDER 90 Td5	2002	1.050	238,000,000	249,900,000
1294	102229 00030	JEEP	LANDROVER	DEFENDER 90 Td5	2001	1.050	214,000,000	224,700,000
1295	102229 00031	JEEP	LANDROVER	DEFENDER 90 Td5 CANVAS MT STD	2007	1.050	228,000,000	239,400,000
1296	102229 00031	JEEP	LANDROVER	DEFENDER 90 Td5 CANVAS MT STD	2006	1.050	211,000,000	221,550,000
1297	102229 00031	JEEP	LANDROVER	DEFENDER 90 Td5 CANVAS MT STD	2005	1.050	200,000,000	210,000,000
1298	102229 00031	JEEP	LANDROVER	DEFENDER 90 Td5 CANVAS MT STD	2004	1.050	170,000,000	178,500,000
1299	102229 00032	JEEP	LANDROVER	DEFENDER 90 Td5 CANVAS TOP MT	2005	1.050	190,000,000	199,500,000
1300	102229 00032	JEEP	LANDROVER	DEFENDER 90 Td5 CANVAS TOP MT	2004	1.050	163,000,000	171,150,000
1301	102229 00033	JEEP	LANDROVER	DEFENDER 90 Td5 S/W STD MT	2007	1.050	297,000,000	311,850,000
1302	102229 00033	JEEP	LANDROVER	DEFENDER 90 Td5 S/W STD MT	2006	1.050	275,000,000	288,750,000
1303	102229 00033	JEEP	LANDROVER	DEFENDER 90 Td5 S/W STD MT	2005	1.050	260,000,000	273,000,000
1304	102229 00033	JEEP	LANDROVER	DEFENDER 90 Td5 S/W STD MT	2004	1.050	223,000,000	234,150,000
1305	102229 00033	JEEP	LANDROVER	DEFENDER 90 Td5 S/W STD MT	2003	1.050	200,000,000	210,000,000
1306	102229 00034	JEEP	LANDROVER	DEFENDER 90 Tdi	2003	1.050	289,000,000	303,450,000
1307	102229 00034	JEEP	LANDROVER	DEFENDER 90 Tdi	2002	1.050	260,000,000	273,000,000
1308	102229 00034	JEEP	LANDROVER	DEFENDER 90 Tdi	2001	1.050	235,000,000	246,750,000
1309	102229 00035	JEEP	LANDROVER	DEFENDER 90 Tdi CANVAS STD MT	2008	1.050	319,000,000	334,950,000
1310	102229 00035	JEEP	LANDROVER	DEFENDER 90 Tdi CANVAS STD MT	2007	1.050	228,000,000	239,400,000
1311	102229 00035	JEEP	LANDROVER	DEFENDER 90 Tdi CANVAS STD MT	2006	1.050	211,000,000	221,550,000
1312	102229 00035	JEEP	LANDROVER	DEFENDER 90 Tdi CANVAS STD MT	2005	1.050	200,000,000	210,000,000
1313	102229 00035	JEEP	LANDROVER	DEFENDER 90 Tdi CANVAS STD MT	2004	1.050	170,000,000	178,500,000
1314	102229 00035	JEEP	LANDROVER	DEFENDER 90 Tdi CANVAS STD MT	2003	1.050	154,000,000	161,700,000
1315	102229 00036	JEEP	LANDROVER	DEFENDER 90 Tdi CANVAS TOP MT	2005	1.050	183,000,000	192,150,000
1316	102229 00036	JEEP	LANDROVER	DEFENDER 90 Tdi CANVAS TOP MT	2004	1.050	158,000,000	165,900,000
1317	102229 00037	JEEP	LANDROVER	DEFENDER 90 Tdi MT	2005	1.050	238,000,000	249,900,000
1318	102229 00037	JEEP	LANDROVER	DEFENDER 90 Tdi MT	2004	1.050	203,000,000	213,150,000
1319	102229 00039	JEEP	LANDROVER	DEFENDER 90 Tdi STW	2005	1.050	341,000,000	358,050,000
1320	102229 00038	JEEP	LANDROVER	DEFENDER 90 Tdi S/W STD MT	2008	1.050	408,000,000	428,400,000
1321	102229 00038	JEEP	LANDROVER	DEFENDER 90 Tdi S/W STD MT	2007	1.050	297,000,000	311,850,000
1322	102229 00038	JEEP	LANDROVER	DEFENDER 90 Tdi S/W STD MT	2006	1.050	275,000,000	288,750,000
1323	102229 00038	JEEP	LANDROVER	DEFENDER 90 Tdi S/W STD MT	2005	1.050	260,000,000	273,000,000
1324	102229 00038	JEEP	LANDROVER	DEFENDER 90 Tdi S/W STD MT	2004	1.050	223,000,000	234,150,000
1325	102229 00038	JEEP	LANDROVER	DEFENDER 90 Tdi S/W STD MT	2003	1.050	200,000,000	210,000,000
1326	102229 00040	JEEP	LANDROVER	DEFENDER EXTREM WAGON	2003	1.050	297,000,000	311,850,000
1327	102229 00040	JEEP	LANDROVER	DEFENDER EXTREM WAGON	2002	1.050	267,000,000	280,350,000
1328	102229 00041	JEEP	LANDROVER	DEFENDER Tdi 110 2.495cc	2003	1.050	318,000,000	333,900,000
1329	102229 00041	JEEP	LANDROVER	DEFENDER Tdi 110 2.495cc	2002	1.050	285,000,000	299,250,000
1330	102229 00041	JEEP	LANDROVER	DEFENDER Tdi 110 2.495cc	2001	1.050	283,000,000	297,150,000

NO	KODING	JENIS	MEREK	TIPE	TH BUAT	BOBOT	NJKB	DP PKB
1	2	3	4	5	6	7	8	9
1331	102229 00041	JEEP	LANDROVER	DEFENDER Tdi 110 2.495cc	2000	1.050	281,000,000	295,050,000
1332	102229 00041	JEEP	LANDROVER	DEFENDER Tdi 110 2.495cc	1999	1.050	214,000,000	224,700,000
1333	102229 00041	JEEP	LANDROVER	DEFENDER Tdi 110 2.495cc	1998	1.050	201,000,000	211,050,000
1334	102229 00041	JEEP	LANDROVER	DEFENDER Tdi 110 2.495cc	1997	1.050	187,000,000	196,350,000
1335	102229 00041	JEEP	LANDROVER	DEFENDER Tdi 110 2.495cc	1996	1.050	144,000,000	151,200,000
1336	102229 00009	JEEP	LANDROVER	DEF S.110	1994	1.050	56,000,000	58,800,000
1337	102229 00009	JEEP	LANDROVER	DEF S.110	1993	1.050	53,000,000	55,650,000
1338	102229 00009	JEEP	LANDROVER	DEF S.110	1992	1.050	49,000,000	51,450,000
1339	102229 00009	JEEP	LANDROVER	DEF S.110	1991	1.050	46,000,000	48,300,000
1340	102229 00042	JEEP	LANDROVER	DISCOVERY	1997	1.050	94,000,000	98,700,000
1341	102229 00042	JEEP	LANDROVER	DISCOVERY	1996	1.050	88,000,000	92,400,000
1342	102229 00042	JEEP	LANDROVER	DISCOVERY	1995	1.050	80,000,000	84,000,000
1343	102229 00042	JEEP	LANDROVER	DISCOVERY	1994	1.050	74,000,000	77,700,000
1344	102229 00042	JEEP	LANDROVER	DISCOVERY	1993	1.050	67,000,000	70,350,000
1345	102229 00144	JEEP	LANDROVER	DISCOVERY 2.0 HSE A/T	2019	1.050	1,170,000,000	1,228,500,000
1346	102229 00043	JEEP	LANDROVER	DISCOVERY 2.5L Td5 AT	2005	1.050	387,000,000	406,350,000
1347	102229 00043	JEEP	LANDROVER	DISCOVERY 2.5L Td5 AT	2004	1.050	329,000,000	345,450,000
1348	102229 00044	JEEP	LANDROVER	DISCOVERY 2.7 D	2008	1.050	625,000,000	656,250,000
1349	102229 00044	JEEP	LANDROVER	DISCOVERY 2.7 D	2007	1.050	584,000,000	613,200,000
1350	102229 00046	JEEP	LANDROVER	DISCOVERY 2.7L Td6 AUTOMATIC	2007	1.050	677,000,000	710,850,000
1351	102229 00046	JEEP	LANDROVER	DISCOVERY 2.7L Td6 AUTOMATIC	2006	1.050	623,000,000	654,150,000
1352	102229 00045	JEEP	LANDROVER	DISCOVERY 2.7L Td V6 STD AT	2007	1.050	711,000,000	746,550,000
1353	102229 00045	JEEP	LANDROVER	DISCOVERY 2.7L Td V6 STD AT	2006	1.050	655,000,000	687,750,000
1354	102229 00045	JEEP	LANDROVER	DISCOVERY 2.7L Td V6 STD AT	2005	1.050	515,000,000	540,750,000
1355	102229 00045	JEEP	LANDROVER	DISCOVERY 2.7L Td V6 STD AT	2004	1.050	453,000,000	475,650,000
1356	102229 00047	JEEP	LANDROVER	DISCOVERY 3	2005	1.050	738,000,000	774,900,000
1357	102229 00145	JEEP	LANDROVER	DISCOVERY 3.0 HSE Si6 A/T	2019	1.050	1,872,000,000	1,965,600,000
1358	102229 00049	JEEP	LANDROVER	DISCOVERY 3.0 SCV6 HSE A/T	2015	1.050	1,533,000,000	1,609,650,000
1359	102229 00049	JEEP	LANDROVER	DISCOVERY 3.0 SCV6 HSE A/T	2014	1.050	1,460,000,000	1,533,000,000
1360	102229 00050	JEEP	LANDROVER	DISCOVERY 3.0 TDV6 AT	2012	1.050	926,000,000	972,300,000
1361	102229 00050	JEEP	LANDROVER	DISCOVERY 3.0 TDV6 AT	2011	1.050	917,000,000	962,850,000
1362	102229 00050	JEEP	LANDROVER	DISCOVERY 3.0 TDV6 AT	2010	1.050	838,000,000	879,900,000
1363	102229 00051	JEEP	LANDROVER	DISCOVERY 3.0 TDV6 MT	2011	1.050	800,000,000	840,000,000
1364	102229 00051	JEEP	LANDROVER	DISCOVERY 3.0 TDV6 MT	2010	1.050	724,000,000	760,200,000
1365	102229 00052	JEEP	LANDROVER	DISCOVERY 3.27L TDV6 AT	2009	1.050	793,000,000	832,650,000
1366	102229 00052	JEEP	LANDROVER	DISCOVERY 3.27L TDV6 AT	2008	1.050	710,000,000	745,500,000
1367	102229 00052	JEEP	LANDROVER	DISCOVERY 3.27L TDV6 AT	2007	1.050	646,000,000	678,300,000
1368	102229 00052	JEEP	LANDROVER	DISCOVERY 3.27L TDV6 AT	2006	1.050	596,000,000	625,800,000
1369	102229 00053	JEEP	LANDROVER	DISCOVERY 3.27L TDV6 MT	2009	1.050	698,000,000	732,900,000
1370	102229 00053	JEEP	LANDROVER	DISCOVERY 3.27L TDV6 MT	2008	1.050	625,000,000	656,250,000
1371	102229 00053	JEEP	LANDROVER	DISCOVERY 3.27L TDV6 MT	2007	1.050	569,000,000	597,450,000
1372	102229 00053	JEEP	LANDROVER	DISCOVERY 3.27L TDV6 MT	2006	1.050	523,000,000	549,150,000
1373	102229 00054	JEEP	LANDROVER	DISCOVERY 34.4L V8	2009	1.050	900,000,000	945,000,000
1374	102229 00054	JEEP	LANDROVER	DISCOVERY 34.4L V8	2008	1.050	805,000,000	845,250,000
1375	102229 00054	JEEP	LANDROVER	DISCOVERY 34.4L V8	2007	1.050	732,000,000	768,600,000
1376	102229 00054	JEEP	LANDROVER	DISCOVERY 34.4L V8	2006	1.050	676,000,000	709,800,000
1377	102229 00048	JEEP	LANDROVER	DISCOVERY 3 DIESEL	2005	1.050	808,000,000	848,400,000
1378	102229 00055	JEEP	LANDROVER	DISCOVERY 4.4L V8 STD AT	2005	1.050	598,000,000	627,900,000
1379	102229 00055	JEEP	LANDROVER	DISCOVERY 4.4L V8 STD AT	2004	1.050	523,000,000	549,150,000
1380	102229 00056	JEEP	LANDROVER	DISCOVERY 5.0L A/T	2012	1.050	1,335,000,000	1,401,750,000
1381	102229 00057	JEEP	LANDROVER	DISCOVERY H8/HSE 295 DK 4.4	2005	1.050	704,000,000	739,200,000
1382	102229 00146	JEEP	LANDROVER	DISCOVERY SPORT SE 2.0 A/T	2019	1.050	800,000,000	840,000,000
1383	102229 00058	JEEP	LANDROVER	DISCOVERY Td5 TL4 AT	2006	1.050	704,000,000	739,200,000
1384	102229 00058	JEEP	LANDROVER	DISCOVERY Td5 TL4 AT	2005	1.050	633,000,000	664,650,000
1385	102229 00059	JEEP	LANDROVER	DISCOVERY Tdi 5	2004	1.050	602,000,000	632,100,000
1386	102229 00059	JEEP	LANDROVER	DISCOVERY Tdi 5	2003	1.050	530,000,000	556,500,000
1387	102229 00059	JEEP	LANDROVER	DISCOVERY Tdi 5	2002	1.050	503,000,000	528,150,000
1388	102229 00059	JEEP	LANDROVER	DISCOVERY Tdi 5	2001	1.050	453,000,000	475,650,000
1389	102229 00059	JEEP	LANDROVER	DISCOVERY Tdi 5	2000	1.050	429,000,000	450,450,000
1390	102229 00060	JEEP	LANDROVER	DISCOVERY V8	2003	1.050	530,000,000	556,500,000
1391	102229 00060	JEEP	LANDROVER	DISCOVERY V8	2002	1.050	492,000,000	516,600,000
1392	102229 00060	JEEP	LANDROVER	DISCOVERY V8	2001	1.050	442,000,000	464,100,000
1393	102229 00060	JEEP	LANDROVER	DISCOVERY V8	2000	1.050	400,000,000	420,000,000
1394	102229 00060	JEEP	LANDROVER	DISCOVERY V8	1999	1.050	288,000,000	302,400,000
1395	102229 00060	JEEP	LANDROVER	DISCOVERY V8	1998	1.050	260,000,000	273,000,000
1396	102229 00061	JEEP	LANDROVER	FREELANDER 1.8	2003	1.050	273,000,000	286,650,000
1397	102229 00061	JEEP	LANDROVER	FREELANDER 1.8	2002	1.050	260,000,000	273,000,000
1398	102229 00061	JEEP	LANDROVER	FREELANDER 1.8	2001	1.050	246,000,000	258,300,000
1399	102229 00061	JEEP	LANDROVER	FREELANDER 1.8	2000	1.050	228,000,000	239,400,000
1400	102229 00065	JEEP	LANDROVER	FREELANDER 2.0	2005	1.050	380,000,000	399,000,000
1401	102229 00065	JEEP	LANDROVER	FREELANDER 2.0	2004	1.050	317,000,000	332,850,000
1402	102229 00065	JEEP	LANDROVER	FREELANDER 2.0	2003	1.050	288,000,000	302,400,000
1403	102229 00065	JEEP	LANDROVER	FREELANDER 2.0	2002	1.050	273,000,000	286,650,000
1404	102229 00065	JEEP	LANDROVER	FREELANDER 2.0	2001	1.050	260,000,000	273,000,000
1405	102229 00065	JEEP	LANDROVER	FREELANDER 2.0	2000	1.050	250,000,000	262,500,000
1406	102229 00067	JEEP	LANDROVER	FREELANDER 2.0L Td4 5 DOORS AT	2007	1.050	313,000,000	328,650,000
1407	102229 00066	JEEP	LANDROVER	FREELANDER 2.0 L Td4 AT	2005	1.050	279,000,000	292,950,000
1408	102229 00066	JEEP	LANDROVER	FREELANDER 2.0 L Td4 AT	2004	1.050	233,000,000	244,650,000
1409	102229 00066	JEEP	LANDROVER	FREELANDER 2.0 L Td4 AT	2003	1.050	207,000,000	217,350,000
1410	102229 00066	JEEP	LANDROVER	FREELANDER 2.0 L Td4 AT	2002	1.050	203,000,000	213,150,000
1411	102229 00066	JEEP	LANDROVER	FREELANDER 2.0 L Td4 AT	2001	1.050	198,000,000	207,900,000
1412	102229 00068	JEEP	LANDROVER	FREELANDER 2.0L Td4 STD AT	2005	1.050	289,000,000	303,450,000
1413	102229 00068	JEEP	LANDROVER	FREELANDER 2.0L Td4 STD AT	2004	1.050	240,000,000	252,000,000
1414	102229 00068	JEEP	LANDROVER	FREELANDER 2.0L Td4 STD AT	2003	1.050	219,000,000	229,950,000
1415	102229 00062	JEEP	LANDROVER	FREELANDER 2 2.2L Td4 DIESEL AT	2011	1.050	447,000,000	469,350,000
1416	102229 00062	JEEP	LANDROVER	FREELANDER 2 2.2L Td4 DIESEL AT	2010	1.050	405,000,000	425,250,000
1417	102229 00062	JEEP	LANDROVER	FREELANDER 2 2.2L Td4 DIESEL AT	2009	1.050	386,000,000	405,300,000
1418	102229 00062	JEEP	LANDROVER	FREELANDER 2 2.2L Td4 DIESEL AT	2008	1.050	352,000,000	369,600,000
1419	102229 00062	JEEP	LANDROVER	FREELANDER 2 2.2L Td4 DIESEL AT	2007	1.050	321,000,000	337,050,000

NO	KODING	JENIS	MEREK	TIPE	TH BUAT	BOBOT	NJKB	DP PKB
1	2	3	4	5	6	7	8	9
1420	102229 00063	JEEP	LANDROVER	FREELANDER 2 2.2L Td4 DIESEL MT	2011	1.050	431,000,000	452,550,000
1421	102229 00063	JEEP	LANDROVER	FREELANDER 2 2.2L Td4 DIESEL MT	2010	1.050	390,000,000	409,500,000
1422	102229 00063	JEEP	LANDROVER	FREELANDER 2 2.2L Td4 DIESEL MT	2009	1.050	371,000,000	389,550,000
1423	102229 00063	JEEP	LANDROVER	FREELANDER 2 2.2L Td4 DIESEL MT	2008	1.050	339,000,000	355,950,000
1424	102229 00063	JEEP	LANDROVER	FREELANDER 2 2.2L Td4 DIESEL MT	2007	1.050	307,000,000	322,350,000
1425	102229 00069	JEEP	LANDROVER	FREELANDER 2.2L TD4 A/T	2012	1.050	470,000,000	493,500,000
1426	102229 00064	JEEP	LANDROVER	FREELANDER 2 3.2L PETROL AT	2011	1.050	552,000,000	579,600,000
1427	102229 00064	JEEP	LANDROVER	FREELANDER 2 3.2L PETROL AT	2010	1.050	500,000,000	525,000,000
1428	102229 00064	JEEP	LANDROVER	FREELANDER 2 3.2L PETROL AT	2009	1.050	476,000,000	499,800,000
1429	102229 00064	JEEP	LANDROVER	FREELANDER 2 3.2L PETROL AT	2008	1.050	435,000,000	456,750,000
1430	102229 00064	JEEP	LANDROVER	FREELANDER 2 3.2L PETROL AT	2007	1.050	396,000,000	415,800,000
1431	102229 00070	JEEP	LANDROVER	FREELANDER 2.5 AT 2.497cc	2005	1.050	394,000,000	413,700,000
1432	102229 00070	JEEP	LANDROVER	FREELANDER 2.5 AT 2.497cc	2004	1.050	341,000,000	358,050,000
1433	102229 00070	JEEP	LANDROVER	FREELANDER 2.5 AT 2.497cc	2003	1.050	326,000,000	342,300,000
1434	102229 00070	JEEP	LANDROVER	FREELANDER 2.5 AT 2.497cc	2002	1.050	309,000,000	324,450,000
1435	102229 00070	JEEP	LANDROVER	FREELANDER 2.5 AT 2.497cc	2001	1.050	278,000,000	291,900,000
1436	102229 00071	JEEP	LANDROVER	FREELANDER 2.5L STD AUTOMATIC	2005	1.050	325,000,000	341,250,000
1437	102229 00071	JEEP	LANDROVER	FREELANDER 2.5L STD AUTOMATIC	2004	1.050	255,000,000	267,750,000
1438	102229 00071	JEEP	LANDROVER	FREELANDER 2.5L STD AUTOMATIC	2003	1.050	233,000,000	244,650,000
1439	102229 00072	JEEP	LANDROVER	FREELANDER 2.5L Td4 5 DOORS AT	2008	1.050	422,000,000	443,100,000
1440	102229 00072	JEEP	LANDROVER	FREELANDER 2.5L Td4 5 DOORS AT	2007	1.050	352,000,000	369,600,000
1441	102229 00073	JEEP	LANDROVER	FREELANDER K V6 2.5	2005	1.050	417,000,000	437,850,000
1442	102229 00073	JEEP	LANDROVER	FREELANDER K V6 2.5	2004	1.050	348,000,000	365,400,000
1443	102229 00074	JEEP	LANDROVER	FREELANDER L Td4 M47	2004	1.050	295,000,000	309,750,000
1444	102229 00075	JEEP	LANDROVER	HARDTOP 110(L C HDFTP)	1980	1.050	20,000,000	21,000,000
1445	102229 00076	JEEP	LANDROVER	HARDTOP 110 Tdi 2495cc	1995	1.050	89,000,000	93,450,000
1446	102229 00076	JEEP	LANDROVER	HARDTOP 110 Tdi 2495cc	1994	1.050	77,000,000	80,850,000
1447	102229 00076	JEEP	LANDROVER	HARDTOP 110 Tdi 2495cc	1993	1.050	76,000,000	79,800,000
1448	102229 00076	JEEP	LANDROVER	HARDTOP 110 Tdi 2495cc	1992	1.050	71,000,000	74,550,000
1449	102229 00076	JEEP	LANDROVER	HARDTOP 110 Tdi 2495cc	1991	1.050	68,000,000	71,400,000
1450	102229 00077	JEEP	LANDROVER	HARDTOP 90 PTL 2495cc	1997	1.050	74,000,000	77,700,000
1451	102229 00077	JEEP	LANDROVER	HARDTOP 90 PTL 2495cc	1996	1.050	69,000,000	72,450,000
1452	102229 00077	JEEP	LANDROVER	HARDTOP 90 PTL 2495cc	1995	1.050	65,000,000	68,250,000
1453	102229 00077	JEEP	LANDROVER	HARDTOP 90 PTL 2495cc	1994	1.050	61,000,000	64,050,000
1454	102229 00077	JEEP	LANDROVER	HARDTOP 90 PTL 2495cc	1993	1.050	57,000,000	59,850,000
1455	102229 00077	JEEP	LANDROVER	HARDTOP 90 PTL 2495cc	1992	1.050	53,000,000	55,650,000
1456	102229 00077	JEEP	LANDROVER	HARDTOP 90 PTL 2495cc	1991	1.050	49,000,000	51,450,000
1457	102229 00078	JEEP	LANDROVER	HARDTOP 90 TDi 2495cc	1997	1.050	69,000,000	72,450,000
1458	102229 00078	JEEP	LANDROVER	HARDTOP 90 TDi 2495cc	1996	1.050	66,000,000	69,300,000
1459	102229 00078	JEEP	LANDROVER	HARDTOP 90 TDi 2495cc	1995	1.050	61,000,000	64,050,000
1460	102229 00078	JEEP	LANDROVER	HARDTOP 90 TDi 2495cc	1994	1.050	58,000,000	60,900,000
1461	102229 00078	JEEP	LANDROVER	HARDTOP 90 TDi 2495cc	1993	1.050	53,000,000	55,650,000
1462	102229 00078	JEEP	LANDROVER	HARDTOP 90 TDi 2495cc	1992	1.050	50,000,000	52,500,000
1463	102229 00078	JEEP	LANDROVER	HARDTOP 90 TDi 2495cc	1991	1.050	47,000,000	49,350,000
1464	102229 00079	JEEP	LANDROVER	HARDTOP LONG 2500cc (DIESEL)	1994	1.050	55,000,000	57,750,000
1465	102229 00079	JEEP	LANDROVER	HARDTOP LONG 2500cc (DIESEL)	1993	1.050	51,000,000	53,550,000
1466	102229 00079	JEEP	LANDROVER	HARDTOP LONG 2500cc (DIESEL)	1992	1.050	48,000,000	50,400,000
1467	102229 00079	JEEP	LANDROVER	HARDTOP LONG 2500cc (DIESEL)	1991	1.050	44,000,000	46,200,000
1468	102229 00080	JEEP	LANDROVER	HARDTOP LONG 3500cc	1995	1.050	67,000,000	70,350,000
1469	102229 00080	JEEP	LANDROVER	HARDTOP LONG 3500cc	1994	1.050	62,000,000	65,100,000
1470	102229 00080	JEEP	LANDROVER	HARDTOP LONG 3500cc	1993	1.050	59,000,000	61,950,000
1471	102229 00080	JEEP	LANDROVER	HARDTOP LONG 3500cc	1992	1.050	54,000,000	56,700,000
1472	102229 00080	JEEP	LANDROVER	HARDTOP LONG 3500cc	1991	1.050	50,000,000	52,500,000
1473	102229 00081	JEEP	LANDROVER	HARDTOP SHORT 2500cc	1994	1.050	54,000,000	56,700,000
1474	102229 00081	JEEP	LANDROVER	HARDTOP SHORT 2500cc	1993	1.050	50,000,000	52,500,000
1475	102229 00081	JEEP	LANDROVER	HARDTOP SHORT 2500cc	1992	1.050	47,000,000	49,350,000
1476	102229 00081	JEEP	LANDROVER	HARDTOP SHORT 2500cc	1991	1.050	43,000,000	45,150,000
1477	102229 00082	JEEP	LANDROVER	HARDTOP SHORT 88 WB / 2.286cc	1988	1.050	38,000,000	39,900,000
1478	102229 00082	JEEP	LANDROVER	HARDTOP SHORT 88 WB / 2.286cc	1987	1.050	36,000,000	37,800,000
1479	102229 00082	JEEP	LANDROVER	HARDTOP SHORT 88 WB / 2.286cc	1986	1.050	33,000,000	34,650,000
1480	102229 00082	JEEP	LANDROVER	HARDTOP SHORT 88 WB / 2.286cc	1985	1.050	31,000,000	32,550,000
1481	102229 00082	JEEP	LANDROVER	HARDTOP SHORT 88 WB / 2.286cc	1984	1.050	30,000,000	31,500,000
1482	102229 00082	JEEP	LANDROVER	HARDTOP SHORT 88 WB / 2.286cc	1983	1.050	29,000,000	30,450,000
1483	102229 00082	JEEP	LANDROVER	HARDTOP SHORT 88 WB / 2.286cc	1982	1.050	28,000,000	29,400,000
1484	102229 00082	JEEP	LANDROVER	HARDTOP SHORT 88 WB / 2.286cc	1981	1.050	26,000,000	27,300,000
1485	102229 00082	JEEP	LANDROVER	HARDTOP SHORT 88 WB / 2.286cc	1980	1.050	15,000,000	15,750,000
1486	102229 00082	JEEP	LANDROVER	HARDTOP SHORT 88 WB / 2.286cc	1976	1.050	15,000,000	15,750,000
1487	102229 00083	JEEP	LANDROVER	LONGSWAGON CANVASTOP 109 WB 2.286cc	1988	1.050	42,000,000	44,100,000
1488	102229 00083	JEEP	LANDROVER	LONGSWAGON CANVASTOP 109 WB 2.286cc	1987	1.050	37,000,000	38,850,000
1489	102229 00083	JEEP	LANDROVER	LONGSWAGON CANVASTOP 109 WB 2.286cc	1986	1.050	34,000,000	35,700,000
1490	102229 00083	JEEP	LANDROVER	LONGSWAGON CANVASTOP 109 WB 2.286cc	1985	1.050	31,000,000	32,550,000
1491	102229 00083	JEEP	LANDROVER	LONGSWAGON CANVASTOP 109 WB 2.286cc	1984	1.050	30,000,000	31,500,000
1492	102229 00083	JEEP	LANDROVER	LONGSWAGON CANVASTOP 109 WB 2.286cc	1983	1.050	29,000,000	30,450,000
1493	102229 00083	JEEP	LANDROVER	LONGSWAGON CANVASTOP 109 WB 2.286cc	1982	1.050	28,000,000	29,400,000
1494	102229 00083	JEEP	LANDROVER	LONGSWAGON CANVASTOP 109 WB 2.286cc	1981	1.050	27,000,000	28,350,000
1495	102229 00083	JEEP	LANDROVER	LONGSWAGON CANVASTOP 109 WB 2.286cc	1980	1.050	16,000,000	16,800,000
1496	102229 00084	JEEP	LANDROVER	LONGSWAGON HARDTOP 109 WB 2.286cc	1988	1.050	42,000,000	44,100,000
1497	102229 00084	JEEP	LANDROVER	LONGSWAGON HARDTOP 109 WB 2.286cc	1987	1.050	37,000,000	38,850,000
1498	102229 00084	JEEP	LANDROVER	LONGSWAGON HARDTOP 109 WB 2.286cc	1986	1.050	34,000,000	35,700,000
1499	102229 00084	JEEP	LANDROVER	LONGSWAGON HARDTOP 109 WB 2.286cc	1985	1.050	31,000,000	32,550,000
1500	102229 00084	JEEP	LANDROVER	LONGSWAGON HARDTOP 109 WB 2.286cc	1984	1.050	30,000,000	31,500,000
1501	102229 00084	JEEP	LANDROVER	LONGSWAGON HARDTOP 109 WB 2.286cc	1983	1.050	29,000,000	30,450,000
1502	102229 00084	JEEP	LANDROVER	LONGSWAGON HARDTOP 109 WB 2.286cc	1982	1.050	28,000,000	29,400,000
1503	102229 00084	JEEP	LANDROVER	LONGSWAGON HARDTOP 109 WB 2.286cc	1981	1.050	27,000,000	28,350,000
1504	102229 00084	JEEP	LANDROVER	LONGSWAGON HARDTOP 109 WB 2.286cc	1980	1.050	13,500,000	14,175,000
1505	102229 00085	JEEP	LANDROVER	NEW RANGE ROVER SUPERCHARGE 4.4	2005	1.050	937,000,000	983,850,000
1506	102229 00086	JEEP	LANDROVER	NEW RANGE ROVER VOUGE 4.4	2005	1.050	1,159,000,000	1,216,950,000
1507	102229 00087	JEEP	LANDROVER	RANGE ROVER	2012	1.050	553,000,000	580,650,000
1508	102229 00088	JEEP	LANDROVER	RANGE ROVER 3.0 AT	2019	1.050	3,149,000,000	3,306,450,000

NO	KODING	JENIS	MEREK	TIPE	TH BUAT	BOBOT	NJKB	DP PKB
1	2	3	4	5	6	7	8	9
1509	102229 00088	JEEP	LANDROVER	RANGE ROVER 3.0 AT	2005	1.050	945,000,000	992,250,000
1510	102229 00088	JEEP	LANDROVER	RANGE ROVER 3.0 AT	2004	1.050	898,000,000	942,900,000
1511	102229 00147	JEEP	LANDROVER	RANGE ROVER 3.0 AUTOBIOGRAPHY A/T	2019	1.050	3,700,000,000	3,885,000,000
1512	102229 00090	JEEP	LANDROVER	RANGE ROVER 3.0L Td6 AT	2005	1.050	687,000,000	721,350,000
1513	102229 00090	JEEP	LANDROVER	RANGE ROVER 3.0L Td6 AT	2004	1.050	588,000,000	617,400,000
1514	102229 00089	JEEP	LANDROVER	RANGE ROVER 3.0L Td 6 STD AT	2004	1.050	607,000,000	637,350,000
1515	102229 00091	JEEP	LANDROVER	RANGE ROVER 3.0L TDV6 AT	2007	1.050	781,000,000	820,050,000
1516	102229 00148	JEEP	LANDROVER	RANGE ROVER 3.0 LWB A/T	2019	1.050	3,599,000,000	3,778,950,000
1517	102229 00092	JEEP	LANDROVER	RANGE ROVER 3.6	2007	1.050	833,000,000	874,650,000
1518	102229 00093	JEEP	LANDROVER	RANGE ROVER 3.6L TDV8 AT	2011	1.050	1,311,000,000	1,376,550,000
1519	102229 00093	JEEP	LANDROVER	RANGE ROVER 3.6L TDV8 AT	2010	1.050	1,187,000,000	1,246,350,000
1520	102229 00093	JEEP	LANDROVER	RANGE ROVER 3.6L TDV8 AT	2009	1.050	1,032,000,000	1,083,600,000
1521	102229 00093	JEEP	LANDROVER	RANGE ROVER 3.6L TDV8 AT	2008	1.050	890,000,000	934,500,000
1522	102229 00093	JEEP	LANDROVER	RANGE ROVER 3.6L TDV8 AT	2007	1.050	851,000,000	893,550,000
1523	102229 00094	JEEP	LANDROVER	RANGE ROVER 4.2	2007	1.050	824,000,000	865,200,000
1524	102229 00095	JEEP	LANDROVER	RANGE ROVER 4.2L SPORT STD AT	2005	1.050	1,111,000,000	1,166,550,000
1525	102229 00095	JEEP	LANDROVER	RANGE ROVER 4.2L SPORT STD AT	2004	1.050	896,000,000	940,800,000
1526	102229 00095	JEEP	LANDROVER	RANGE ROVER 4.2L SPORT STD AT	2003	1.050	764,000,000	802,200,000
1527	102229 00096	JEEP	LANDROVER	RANGE ROVER 4.2L V8 AT	2010	1.050	1,363,000,000	1,431,150,000
1528	102229 00096	JEEP	LANDROVER	RANGE ROVER 4.2L V8 AT	2009	1.050	1,136,000,000	1,192,800,000
1529	102229 00096	JEEP	LANDROVER	RANGE ROVER 4.2L V8 AT	2008	1.050	980,000,000	1,029,000,000
1530	102229 00096	JEEP	LANDROVER	RANGE ROVER 4.2L V8 AT	2007	1.050	915,000,000	960,750,000
1531	102229 00096	JEEP	LANDROVER	RANGE ROVER 4.2L V8 AT	2006	1.050	822,000,000	863,100,000
1532	102229 00097	JEEP	LANDROVER	RANGE ROVER 4.2L V8 STD AT	2005	1.050	768,000,000	806,400,000
1533	102229 00097	JEEP	LANDROVER	RANGE ROVER 4.2L V8 STD AT	2004	1.050	687,000,000	721,350,000
1534	102229 00097	JEEP	LANDROVER	RANGE ROVER 4.2L V8 STD AT	2003	1.050	636,000,000	667,800,000
1535	102229 00098	JEEP	LANDROVER	RANGE ROVER 4.4 AT	2005	1.050	956,000,000	1,003,800,000
1536	102229 00102	JEEP	LANDROVER	RANGE ROVER 4.4L V8 STD AT	2007	1.050	1,050,000,000	1,102,500,000
1537	102229 00102	JEEP	LANDROVER	RANGE ROVER 4.4L V8 STD AT	2006	1.050	942,000,000	989,100,000
1538	102229 00102	JEEP	LANDROVER	RANGE ROVER 4.4L V8 STD AT	2005	1.050	894,000,000	938,700,000
1539	102229 00102	JEEP	LANDROVER	RANGE ROVER 4.4L V8 STD AT	2004	1.050	782,000,000	821,100,000
1540	102229 00099	JEEP	LANDROVER	RANGE ROVER 4.4 TDV8 A/T	2012	1.050	1,381,000,000	1,450,050,000
1541	102229 00100	JEEP	LANDROVER	RANGE ROVER 4.4 V8	2007	1.050	1,050,000,000	1,102,500,000
1542	102229 00100	JEEP	LANDROVER	RANGE ROVER 4.4 V8	2006	1.050	942,000,000	989,100,000
1543	102229 00100	JEEP	LANDROVER	RANGE ROVER 4.4 V8	2005	1.050	894,000,000	938,700,000
1544	102229 00101	JEEP	LANDROVER	RANGE ROVER 4.4 V8 STD AT	2005	1.050	894,000,000	938,700,000
1545	102229 00101	JEEP	LANDROVER	RANGE ROVER 4.4 V8 STD AT	2004	1.050	782,000,000	821,100,000
1546	102229 00101	JEEP	LANDROVER	RANGE ROVER 4.4 V8 STD AT	2003	1.050	704,000,000	739,200,000
1547	102229 00103	JEEP	LANDROVER	RANGE ROVER 5.0 AUTOBIOGRAPHY AT	2015	1.050	2,625,000,000	2,756,250,000
1548	102229 00103	JEEP	LANDROVER	RANGE ROVER 5.0 AUTOBIOGRAPHY AT	2014	1.050	2,500,000,000	2,625,000,000
1549	102229 00104	JEEP	LANDROVER	RANGE ROVER 5.0L SPORT V8 AT	2011	1.050	1,487,000,000	1,561,350,000
1550	102229 00104	JEEP	LANDROVER	RANGE ROVER 5.0L SPORT V8 AT	2010	1.050	1,345,000,000	1,412,250,000
1551	102229 00105	JEEP	LANDROVER	RANGE ROVER 5.0L V8 AT	2012	1.050	1,583,000,000	1,662,150,000
1552	102229 00105	JEEP	LANDROVER	RANGE ROVER 5.0L V8 AT	2011	1.050	1,567,000,000	1,645,350,000
1553	102229 00105	JEEP	LANDROVER	RANGE ROVER 5.0L V8 AT	2010	1.050	1,432,000,000	1,503,600,000
1554	102229 00106	JEEP	LANDROVER	RANGE ROVER EVOQUE 2.0 AT	2013	1.050	651,000,000	683,550,000
1555	102229 00106	JEEP	LANDROVER	RANGE ROVER EVOQUE 2.0 AT	2012	1.050	620,000,000	651,000,000
1556	102229 00106	JEEP	LANDROVER	RANGE ROVER EVOQUE 2.0 AT	2011	1.050	590,000,000	619,500,000
1557	102229 00149	JEEP	LANDROVER	RANGE ROVER EVOQUE 2.0L A/T	2019	1.050	1,349,000,000	1,416,450,000
1558	102229 00107	JEEP	LANDROVER	RANGE ROVER EVOQUE RHD AT	2015	1.050	641,000,000	673,050,000
1559	102229 00107	JEEP	LANDROVER	RANGE ROVER EVOQUE RHD AT	2014	1.050	610,000,000	640,500,000
1560	102229 00107	JEEP	LANDROVER	RANGE ROVER EVOQUE RHD AT	2013	1.050	582,000,000	611,100,000
1561	102229 00107	JEEP	LANDROVER	RANGE ROVER EVOQUE RHD AT	2012	1.050	553,000,000	580,650,000
1562	102229 00108	JEEP	LANDROVER	RANGE ROVER S 3.0 V6 AUTOBIOGRAPHY AT	2015	1.050	1,817,000,000	1,907,850,000
1563	102229 00108	JEEP	LANDROVER	RANGE ROVER S 3.0 V6 AUTOBIOGRAPHY AT	2014	1.050	1,730,000,000	1,816,500,000
1564	102229 00109	JEEP	LANDROVER	RANGE ROVER S 3.0 V6 HSE AT	2015	1.050	1,843,000,000	1,935,150,000
1565	102229 00109	JEEP	LANDROVER	RANGE ROVER S 3.0 V6 HSE AT	2014	1.050	1,755,000,000	1,842,750,000
1566	102229 00110	JEEP	LANDROVER	RANGE ROVER S 5.0 AUTOBIOGRAPHY AT	2015	1.050	2,625,000,000	2,756,250,000
1567	102229 00110	JEEP	LANDROVER	RANGE ROVER S 5.0 AUTOBIOGRAPHY AT	2014	1.050	2,500,000,000	2,625,000,000
1568	102229 00111	JEEP	LANDROVER	RANGE ROVER S 5.0 S/C AT	2015	1.050	2,621,000,000	2,752,050,000
1569	102229 00111	JEEP	LANDROVER	RANGE ROVER S 5.0 S/C AT	2014	1.050	2,496,000,000	2,620,800,000
1570	102229 00113	JEEP	LANDROVER	RANGE ROVER SPORT 2.7L TDV6	2008	1.050	834,000,000	875,700,000
1571	102229 00113	JEEP	LANDROVER	RANGE ROVER SPORT 2.7L TDV6	2007	1.050	811,000,000	851,550,000
1572	102229 00113	JEEP	LANDROVER	RANGE ROVER SPORT 2.7L TDV6	2006	1.050	728,000,000	764,400,000
1573	102229 00114	JEEP	LANDROVER	RANGE ROVER SPORT 2.7L TDV6 AT	2009	1.050	965,000,000	1,013,250,000
1574	102229 00114	JEEP	LANDROVER	RANGE ROVER SPORT 2.7L TDV6 AT	2008	1.050	834,000,000	875,700,000
1575	102229 00114	JEEP	LANDROVER	RANGE ROVER SPORT 2.7L TDV6 AT	2007	1.050	811,000,000	851,550,000
1576	102229 00114	JEEP	LANDROVER	RANGE ROVER SPORT 2.7L TDV6 AT	2006	1.050	728,000,000	764,400,000
1577	102229 00112	JEEP	LANDROVER	RANGE ROVER SPORT 2.7 Tdv6 STD AT	2005	1.050	663,000,000	696,150,000
1578	102229 00112	JEEP	LANDROVER	RANGE ROVER SPORT 2.7 Tdv6 STD AT	2004	1.050	593,000,000	622,650,000
1579	102229 00112	JEEP	LANDROVER	RANGE ROVER SPORT 2.7 Tdv6 STD AT	2003	1.050	550,000,000	577,500,000
1580	102229 00115	JEEP	LANDROVER	RANGE ROVER SPORT 3.0L TDV8 A/T	2012	1.050	980,000,000	1,029,000,000
1581	102229 00116	JEEP	LANDROVER	RANGE ROVER SPORT 3.6L TDV8 AT	2011	1.050	1,271,000,000	1,334,550,000
1582	102229 00116	JEEP	LANDROVER	RANGE ROVER SPORT 3.6L TDV8 AT	2010	1.050	1,150,000,000	1,207,500,000
1583	102229 00116	JEEP	LANDROVER	RANGE ROVER SPORT 3.6L TDV8 AT	2009	1.050	999,000,000	1,048,950,000
1584	102229 00116	JEEP	LANDROVER	RANGE ROVER SPORT 3.6L TDV8 AT	2008	1.050	862,000,000	905,100,000
1585	102229 00116	JEEP	LANDROVER	RANGE ROVER SPORT 3.6L TDV8 AT	2007	1.050	839,000,000	880,950,000
1586	102229 00118	JEEP	LANDROVER	RANGE ROVER SPORT 4.2L	2008	1.050	1,000,000,000	1,050,000,000
1587	102229 00118	JEEP	LANDROVER	RANGE ROVER SPORT 4.2L	2007	1.050	974,000,000	1,022,700,000
1588	102229 00118	JEEP	LANDROVER	RANGE ROVER SPORT 4.2L	2006	1.050	874,000,000	917,700,000
1589	102229 00119	JEEP	LANDROVER	RANGE ROVER SPORT 4.2L V8 AT	2010	1.050	1,282,000,000	1,346,100,000
1590	102229 00119	JEEP	LANDROVER	RANGE ROVER SPORT 4.2L V8 AT	2009	1.050	1,068,000,000	1,121,400,000
1591	102229 00119	JEEP	LANDROVER	RANGE ROVER SPORT 4.2L V8 AT	2008	1.050	940,000,000	987,000,000
1592	102229 00119	JEEP	LANDROVER	RANGE ROVER SPORT 4.2L V8 AT	2007	1.050	893,000,000	937,650,000
1593	102229 00119	JEEP	LANDROVER	RANGE ROVER SPORT 4.2L V8 AT	2006	1.050	823,000,000	864,150,000
1594	102229 00117	JEEP	LANDROVER	RANGE ROVER SPORT 4.2 V8 AT	2008	1.050	1,232,000,000	1,293,600,000
1595	102229 00117	JEEP	LANDROVER	RANGE ROVER SPORT 4.2 V8 AT	2007	1.050	1,071,000,000	1,124,550,000
1596	102229 00117	JEEP	LANDROVER	RANGE ROVER SPORT 4.2 V8 AT	2006	1.050	961,000,000	1,009,050,000
1597	102229 00120	JEEP	LANDROVER	RANGE ROVER SPORT 5.0L V8 A/T	2012	1.050	1,503,000,000	1,578,150,000

NO	KODING	JENIS	MEREK	TIPE	TH BUAT	BOBOT	NJKB	DP PKB
1	2	3	4	5	6	7	8	9
1598	102229 00150	JEEP	LANDROVER	RANGE ROVER SPORT HSE 3.0 A/T	2019	1.050	2,519,000,000	2,644,950,000
1599	102229 00152	JEEP	LANDROVER	RANGE ROVER VELAR 2.0L A/T	2019	1.050	1,952,000,000	2,049,600,000
1600	102229 00151	JEEP	LANDROVER	RANGE ROVER VELAR 2.0 SE A/T	2019	1.050	1,899,000,000	1,993,950,000
1601	102229 00153	JEEP	LANDROVER	RANGE ROVER VELAR P380 HSE 3.0L A/T	2019	1.050	1,979,000,000	2,077,950,000
1602	102229 00121	JEEP	LANDROVER	SC. CNVS/M 2.286cc	1984	1.050	34,000,000	35,700,000
1603	102229 00121	JEEP	LANDROVER	SC. CNVS/M 2.286cc	1983	1.050	30,000,000	31,500,000
1604	102229 00122	JEEP	LANDROVER	SPORT 4.2 AT	2005	1.050	642,000,000	674,100,000
1605	102245 00001	JEEP	MAHINDRA	BOLERO GLX MT (4x4) DIESEL 2500cc	2004	1.050	119,000,000	124,950,000
1606	102245 00001	JEEP	MAHINDRA	BOLERO GLX MT (4x4) DIESEL 2500cc	2003	1.050	110,000,000	115,500,000
1607	102245 00001	JEEP	MAHINDRA	BOLERO GLX MT (4x4) DIESEL 2500cc	2002	1.050	101,000,000	106,050,000
1608	102245 00001	JEEP	MAHINDRA	BOLERO GLX MT (4x4) DIESEL 2500cc	2001	1.050	92,000,000	96,600,000
1609	102245 00002	JEEP	MAHINDRA	DOUBLE CABIN (4x4) DIESEL 2500cc	2003	1.050	93,000,000	97,650,000
1610	102245 00002	JEEP	MAHINDRA	DOUBLE CABIN (4x4) DIESEL 2500cc	2002	1.050	83,000,000	87,150,000
1611	102245 00002	JEEP	MAHINDRA	DOUBLE CABIN (4x4) DIESEL 2500cc	2001	1.050	75,000,000	78,750,000
1612	102245 00003	JEEP	MAHINDRA	SCORPIO 2.0 MT	2002	1.050	68,000,000	71,400,000
1613	102245 00004	JEEP	MAHINDRA	SINGLE CABIN (4x4) DIESEL 2500cc	2003	1.050	88,000,000	92,400,000
1614	102245 00004	JEEP	MAHINDRA	SINGLE CABIN (4x4) DIESEL 2500cc	2002	1.050	80,000,000	84,000,000
1615	102245 00004	JEEP	MAHINDRA	SINGLE CABIN (4x4) DIESEL 2500cc	2001	1.050	72,000,000	75,600,000
1616	102249 00024	JEEP	MASERATI	LEVANTE 3.0 AT	2019	1.050	913,000,000	958,650,000
1617	102249 00024	JEEP	MASERATI	LEVANTE 3.0 AT	2018	1.050	868,000,000	911,400,000
1618	102253 00087	JEEP	MAZDA	CX-7	2011	1.050	466,000,000	489,300,000
1619	102253 00087	JEEP	MAZDA	CX-7	2010	1.050	458,000,000	480,900,000
1620	102253 00087	JEEP	MAZDA	CX-7	2009	1.050	408,000,000	428,400,000
1621	102253 00087	JEEP	MAZDA	CX-7	2008	1.050	372,000,000	390,600,000
1622	102253 00087	JEEP	MAZDA	CX-7	2007	1.050	361,000,000	379,050,000
1623	102253 00088	JEEP	MAZDA	CX-9 A/T	2017	1.050	642,000,000	674,100,000
1624	102253 00088	JEEP	MAZDA	CX-9 A/T	2016	1.050	610,000,000	640,500,000
1625	102253 00088	JEEP	MAZDA	CX-9 A/T	2015	1.050	580,000,000	609,000,000
1626	102253 00088	JEEP	MAZDA	CX-9 A/T	2014	1.050	551,000,000	578,550,000
1627	102253 00088	JEEP	MAZDA	CX-9 A/T	2013	1.050	523,000,000	549,150,000
1628	102253 00088	JEEP	MAZDA	CX-9 A/T	2012	1.050	456,000,000	478,800,000
1629	102253 00088	JEEP	MAZDA	CX-9 A/T	2011	1.050	433,000,000	454,650,000
1630	102253 00088	JEEP	MAZDA	CX-9 A/T	2010	1.050	411,000,000	431,550,000
1631	102253 00088	JEEP	MAZDA	CX-9 A/T	2009	1.050	390,000,000	409,500,000
1632	102253 00088	JEEP	MAZDA	CX-9 A/T	2008	1.050	371,000,000	389,550,000
1633	102253 00089	JEEP	MAZDA	CX-9 A/T (4X4)	2012	1.050	621,000,000	652,050,000
1634	102253 00089	JEEP	MAZDA	CX-9 A/T (4X4)	2011	1.050	610,000,000	640,500,000
1635	102253 00089	JEEP	MAZDA	CX-9 A/T (4X4)	2010	1.050	597,000,000	626,850,000
1636	102253 00089	JEEP	MAZDA	CX-9 A/T (4X4)	2009	1.050	530,000,000	556,500,000
1637	102253 00089	JEEP	MAZDA	CX-9 A/T (4X4)	2008	1.050	485,000,000	509,250,000
1638	102255 00403	JEEP	MERCEDES BENZ	280 GE 2.746cc LONG	1992	1.050	60,000,000	63,000,000
1639	102255 00403	JEEP	MERCEDES BENZ	280 GE 2.746cc LONG	1991	1.050	54,000,000	56,700,000
1640	102255 00403	JEEP	MERCEDES BENZ	280 GE 2.746cc LONG	1990	1.050	47,000,000	49,350,000
1641	102255 00403	JEEP	MERCEDES BENZ	280 GE 2.746cc LONG	1989	1.050	46,000,000	48,300,000
1642	102255 00403	JEEP	MERCEDES BENZ	280 GE 2.746cc LONG	1988	1.050	42,000,000	44,100,000
1643	102255 00403	JEEP	MERCEDES BENZ	280 GE 2.746cc LONG	1987	1.050	36,000,000	37,800,000
1644	102255 00403	JEEP	MERCEDES BENZ	280 GE 2.746cc LONG	1986	1.050	30,000,000	31,500,000
1645	102255 00403	JEEP	MERCEDES BENZ	280 GE 2.746cc LONG	1985	1.050	27,000,000	28,350,000
1646	102255 00403	JEEP	MERCEDES BENZ	280 GE 2.746cc LONG	1984	1.050	26,000,000	27,300,000
1647	102255 00404	JEEP	MERCEDES BENZ	280 GE 2.746cc SHORT	1988	1.050	42,000,000	44,100,000
1648	102255 00404	JEEP	MERCEDES BENZ	280 GE 2.746cc SHORT	1987	1.050	36,000,000	37,800,000
1649	102255 00404	JEEP	MERCEDES BENZ	280 GE 2.746cc SHORT	1986	1.050	30,000,000	31,500,000
1650	102255 00404	JEEP	MERCEDES BENZ	280 GE 2.746cc SHORT	1985	1.050	27,000,000	28,350,000
1651	102255 00404	JEEP	MERCEDES BENZ	280 GE 2.746cc SHORT	1984	1.050	26,000,000	27,300,000
1652	102255 00405	JEEP	MERCEDES BENZ	290 GDT AT, 2874cc	2003	1.050	161,000,000	169,050,000
1653	102255 00405	JEEP	MERCEDES BENZ	290 GDT AT, 2874cc	2002	1.050	145,000,000	152,250,000
1654	102255 00405	JEEP	MERCEDES BENZ	290 GDT AT, 2874cc	2001	1.050	129,000,000	135,450,000
1655	102255 00406	JEEP	MERCEDES BENZ	300 GE AT	1998	1.050	102,000,000	107,100,000
1656	102255 00406	JEEP	MERCEDES BENZ	300 GE AT	1997	1.050	92,000,000	96,600,000
1657	102255 00406	JEEP	MERCEDES BENZ	300 GE AT	1996	1.050	80,000,000	84,000,000
1658	102255 00406	JEEP	MERCEDES BENZ	300 GE AT	1995	1.050	71,000,000	74,550,000
1659	102255 00406	JEEP	MERCEDES BENZ	300 GE AT	1994	1.050	64,000,000	67,200,000
1660	102255 00406	JEEP	MERCEDES BENZ	300 GE AT	1993	1.050	58,000,000	60,900,000
1661	102255 00407	JEEP	MERCEDES BENZ	300 LNB.5 PINTU MT	1997	1.050	80,000,000	84,000,000
1662	102255 00407	JEEP	MERCEDES BENZ	300 LNB.5 PINTU MT	1996	1.050	70,000,000	73,500,000
1663	102255 00408	JEEP	MERCEDES BENZ	G 300 CDI A/T (CBU)	2016	1.050	1,588,000,000	1,667,400,000
1664	102255 00408	JEEP	MERCEDES BENZ	G 300 CDI A/T (CBU)	2015	1.050	1,509,000,000	1,584,450,000
1665	102255 00408	JEEP	MERCEDES BENZ	G 300 CDI A/T (CBU)	2014	1.050	1,434,000,000	1,505,700,000
1666	102255 00408	JEEP	MERCEDES BENZ	G 300 CDI A/T (CBU)	2012	1.050	1,294,000,000	1,358,700,000
1667	102255 00408	JEEP	MERCEDES BENZ	G 300 CDI A/T (CBU)	2011	1.050	1,229,000,000	1,290,450,000
1668	102255 00409	JEEP	MERCEDES BENZ	G 300 CDI CARGO A/T (CBU)	2015	1.050	1,481,000,000	1,555,050,000
1669	102255 00409	JEEP	MERCEDES BENZ	G 300 CDI CARGO A/T (CBU)	2014	1.050	1,410,000,000	1,480,500,000
1670	102255 00409	JEEP	MERCEDES BENZ	G 300 CDI CARGO A/T (CBU)	2013	1.050	1,381,000,000	1,450,050,000
1671	102255 00410	JEEP	MERCEDES BENZ	G 320 (WDB/CBU)	2005	1.050	326,000,000	342,300,000
1672	102255 00414	JEEP	MERCEDES BENZ	G 500, 4965cc	2003	1.050	311,000,000	326,550,000
1673	102255 00414	JEEP	MERCEDES BENZ	G 500, 4965cc	2002	1.050	302,000,000	317,100,000
1674	102255 00414	JEEP	MERCEDES BENZ	G 500, 4965cc	2001	1.050	291,000,000	305,550,000
1675	102255 00412	JEEP	MERCEDES BENZ	G 500 AMG	2011	1.050	1,847,000,000	1,939,350,000
1676	102255 00413	JEEP	MERCEDES BENZ	G 500 AT (W463) (CBU)	2016	1.050	2,409,000,000	2,529,450,000
1677	102255 00413	JEEP	MERCEDES BENZ	G 500 AT (W463) (CBU)	2015	1.050	2,289,000,000	2,403,450,000
1678	102255 00413	JEEP	MERCEDES BENZ	G 500 AT (W463) (CBU)	2014	1.050	2,175,000,000	2,283,750,000
1679	102255 00413	JEEP	MERCEDES BENZ	G 500 AT (W463) (CBU)	2013	1.050	2,066,000,000	2,169,300,000
1680	102255 00411	JEEP	MERCEDES BENZ	G 500 (WDB/CBU)	2005	1.050	363,000,000	381,150,000
1681	102255 00416	JEEP	MERCEDES BENZ	G 55 AMG A/T (CBU)	2015	1.050	2,876,000,000	3,019,800,000
1682	102255 00416	JEEP	MERCEDES BENZ	G 55 AMG A/T (CBU)	2014	1.050	2,739,000,000	2,875,950,000
1683	102255 00416	JEEP	MERCEDES BENZ	G 55 AMG A/T (CBU)	2013	1.050	2,684,000,000	2,818,200,000
1684	102255 00416	JEEP	MERCEDES BENZ	G 55 AMG A/T (CBU)	2011	1.050	1,847,000,000	1,939,350,000
1685	102255 00415	JEEP	MERCEDES BENZ	G 55 (WDB/CBU)	2005	1.050	399,000,000	418,950,000
1686	102255 00417	JEEP	MERCEDES BENZ	G 63 AMG AT (W463) (CBU)	2018	1.050	2,975,000,000	3,123,750,000

NO	KODING	JENIS	MERЕК	TIPE	TH BUAT	BOBOT	NJKB	DP PKB
1	2	3	4	5	6	7	8	9
1687	102255 00417	JEEP	MERCEDES BENZ	G 63 AMG AT (W463) (CBU)	2017	1.050	2,975,000,000	3,123,750,000
1688	102255 00417	JEEP	MERCEDES BENZ	G 63 AMG AT (W463) (CBU)	2016	1.050	2,826,000,000	2,967,300,000
1689	102255 00417	JEEP	MERCEDES BENZ	G 63 AMG AT (W463) (CBU)	2015	1.050	2,685,000,000	2,819,250,000
1690	102255 00417	JEEP	MERCEDES BENZ	G 63 AMG AT (W463) (CBU)	2014	1.050	2,551,000,000	2,678,550,000
1691	102255 00417	JEEP	MERCEDES BENZ	G 63 AMG AT (W463) (CBU)	2013	1.050	2,423,000,000	2,544,150,000
1692	102255 00782	JEEP	MERCEDES BENZ	G 63 AT	2019	1.050	3,629,500,000	3,810,975,000
1693	102255 00418	JEEP	MERCEDES BENZ	GE 300 / 300 GE 2960cc	1998	1.050	89,000,000	93,450,000
1694	102255 00418	JEEP	MERCEDES BENZ	GE 300 / 300 GE 2960cc	1997	1.050	80,000,000	84,000,000
1695	102255 00418	JEEP	MERCEDES BENZ	GE 300 / 300 GE 2960cc	1996	1.050	73,000,000	76,650,000
1696	102255 00418	JEEP	MERCEDES BENZ	GE 300 / 300 GE 2960cc	1995	1.050	66,000,000	69,300,000
1697	102255 00418	JEEP	MERCEDES BENZ	GE 300 / 300 GE 2960cc	1994	1.050	59,000,000	61,950,000
1698	102255 00418	JEEP	MERCEDES BENZ	GE 300 / 300 GE 2960cc	1993	1.050	53,000,000	55,650,000
1699	102255 00419	JEEP	MERCEDES BENZ	GL 350 CDI A/T (CBU)	2012	1.050	1,499,000,000	1,573,950,000
1700	102255 00419	JEEP	MERCEDES BENZ	GL 350 CDI A/T (CBU)	2011	1.050	1,468,000,000	1,541,400,000
1701	102255 00419	JEEP	MERCEDES BENZ	GL 350 CDI A/T (CBU)	2010	1.050	1,352,000,000	1,419,600,000
1702	102255 00420	JEEP	MERCEDES BENZ	GL 350 CDI A/T (CKD)	2015	1.050	1,481,000,000	1,555,050,000
1703	102255 00420	JEEP	MERCEDES BENZ	GL 350 CDI A/T (CKD)	2014	1.050	1,410,000,000	1,480,500,000
1704	102255 00421	JEEP	MERCEDES BENZ	GL 400 AT (X166) CKD	2016	1.050	1,527,000,000	1,603,350,000
1705	102255 00421	JEEP	MERCEDES BENZ	GL 400 AT (X166) CKD	2015	1.050	1,451,000,000	1,523,550,000
1706	102255 00422	JEEP	MERCEDES BENZ	GL 420 AUTOMATIC	2007	1.050	1,087,000,000	1,141,350,000
1707	102255 00422	JEEP	MERCEDES BENZ	GL 420 AUTOMATIC	2006	1.050	948,000,000	995,400,000
1708	102255 00423	JEEP	MERCEDES BENZ	GL 450 AT	2008	1.050	1,482,000,000	1,556,100,000
1709	102255 00423	JEEP	MERCEDES BENZ	GL 450 AT	2007	1.050	1,364,000,000	1,432,200,000
1710	102255 00424	JEEP	MERCEDES BENZ	GL 500 AT (CBU)	2015	1.050	1,851,000,000	1,943,550,000
1711	102255 00424	JEEP	MERCEDES BENZ	GL 500 AT (CBU)	2014	1.050	1,763,000,000	1,851,150,000
1712	102255 00424	JEEP	MERCEDES BENZ	GL 500 AT (CBU)	2013	1.050	1,674,000,000	1,757,700,000
1713	102255 00425	JEEP	MERCEDES BENZ	GL 500 AT (X166) CBU	2016	1.050	2,077,000,000	2,180,850,000
1714	102255 00425	JEEP	MERCEDES BENZ	GL 500 AT (X166) CBU	2015	1.050	1,973,000,000	2,071,650,000
1715	102255 00425	JEEP	MERCEDES BENZ	GL 500 AT (X166) CBU	2014	1.050	1,874,000,000	1,967,700,000
1716	102255 00426	JEEP	MERCEDES BENZ	GL 500 AUTOMATIC	2012	1.050	1,764,000,000	1,852,200,000
1717	102255 00426	JEEP	MERCEDES BENZ	GL 500 AUTOMATIC	2011	1.050	1,728,000,000	1,814,400,000
1718	102255 00426	JEEP	MERCEDES BENZ	GL 500 AUTOMATIC	2010	1.050	1,633,000,000	1,714,650,000
1719	102255 00426	JEEP	MERCEDES BENZ	GL 500 AUTOMATIC	2009	1.050	1,600,000,000	1,680,000,000
1720	102255 00426	JEEP	MERCEDES BENZ	GL 500 AUTOMATIC	2008	1.050	1,538,000,000	1,614,900,000
1721	102255 00426	JEEP	MERCEDES BENZ	GL 500 AUTOMATIC	2007	1.050	1,157,000,000	1,214,850,000
1722	102255 00426	JEEP	MERCEDES BENZ	GL 500 AUTOMATIC	2006	1.050	1,010,000,000	1,060,500,000
1723	102255 00427	JEEP	MERCEDES BENZ	GL 63 AMG AT (X166) CBU	2016	1.050	2,644,000,000	2,776,200,000
1724	102255 00427	JEEP	MERCEDES BENZ	GL 63 AMG AT (X166) CBU	2015	1.050	2,512,000,000	2,637,600,000
1725	102255 00427	JEEP	MERCEDES BENZ	GL 63 AMG AT (X166) CBU	2014	1.050	2,386,000,000	2,505,300,000
1726	102255 00428	JEEP	MERCEDES BENZ	GLA 200 AT (X166) CBU	2017	1.050	565,000,000	593,250,000
1727	102255 00428	JEEP	MERCEDES BENZ	GLA 200 AT (X166) CBU	2016	1.050	537,000,000	563,850,000
1728	102255 00428	JEEP	MERCEDES BENZ	GLA 200 AT (X166) CBU	2015	1.050	510,000,000	535,500,000
1729	102255 00428	JEEP	MERCEDES BENZ	GLA 200 AT (X166) CBU	2014	1.050	485,000,000	509,250,000
1730	102255 00429	JEEP	MERCEDES BENZ	GLA 45 AMG AT (X156) CBU	2018	1.050	923,000,000	969,150,000
1731	102255 00429	JEEP	MERCEDES BENZ	GLA 45 AMG AT (X156) CBU	2017	1.050	905,000,000	950,250,000
1732	102255 00429	JEEP	MERCEDES BENZ	GLA 45 AMG AT (X156) CBU	2016	1.050	887,000,000	931,350,000
1733	102255 00430	JEEP	MERCEDES BENZ	GLA 500 AT CKD	2015	1.050	1,789,000,000	1,878,450,000
1734	102255 00431	JEEP	MERCEDES BENZ	GLC 200 A/T (X253) CKD	2018	1.050	746,000,000	783,300,000
1735	102255 00783	JEEP	MERCEDES BENZ	GLC 200 (X253) A/T CKD	2019	1.050	836,000,000	877,800,000
1736	102255 00433	JEEP	MERCEDES BENZ	GLC 250 AT (X253) CBU	2019	1.050	899,000,000	943,950,000
1737	102255 00433	JEEP	MERCEDES BENZ	GLC 250 AT (X253) CBU	2018	1.050	855,000,000	897,750,000
1738	102255 00433	JEEP	MERCEDES BENZ	GLC 250 AT (X253) CBU	2017	1.050	813,000,000	853,650,000
1739	102255 00433	JEEP	MERCEDES BENZ	GLC 250 AT (X253) CBU	2016	1.050	773,000,000	811,650,000
1740	102255 00434	JEEP	MERCEDES BENZ	GLC 250 AT (X253) CKD	2019	1.050	809,000,000	849,450,000
1741	102255 00434	JEEP	MERCEDES BENZ	GLC 250 AT (X253) CKD	2018	1.050	769,000,000	807,450,000
1742	102255 00432	JEEP	MERCEDES BENZ	GLC 250 (X253) A/T CKD	2017	1.050	809,000,000	849,450,000
1743	102255 00435	JEEP	MERCEDES BENZ	GLC 300 4M COUPE (C253) CBU	2017	1.050	1,106,000,000	1,161,300,000
1744	102255 00436	JEEP	MERCEDES BENZ	GLE 250 D AT (W166) CKD	2019	1.050	1,151,000,000	1,208,550,000
1745	102255 00436	JEEP	MERCEDES BENZ	GLE 250 D AT (W166) CKD	2018	1.050	1,094,000,000	1,148,700,000
1746	102255 00437	JEEP	MERCEDES BENZ	GLE 400 AT (W166) CKD	2019	1.050	1,241,000,000	1,303,050,000
1747	102255 00437	JEEP	MERCEDES BENZ	GLE 400 AT (W166) CKD	2018	1.050	1,179,000,000	1,237,950,000
1748	102255 00438	JEEP	MERCEDES BENZ	GLE 400 COUPE AT (C292)	2017	1.050	1,439,000,000	1,510,950,000
1749	102255 00439	JEEP	MERCEDES BENZ	GLE 400 COUPE AT (C292) CBU	2019	1.050	1,493,000,000	1,567,650,000
1750	102255 00439	JEEP	MERCEDES BENZ	GLE 400 COUPE AT (C292) CBU	2018	1.050	1,419,000,000	1,489,950,000
1751	102255 00441	JEEP	MERCEDES BENZ	GLS 400 AT (X166) CKD	2019	1.050	1,709,000,000	1,794,450,000
1752	102255 00441	JEEP	MERCEDES BENZ	GLS 400 AT (X166) CKD	2018	1.050	1,624,000,000	1,705,200,000
1753	102255 00440	JEEP	MERCEDES BENZ	GLS 400 (X166) A/T CKD	2017	1.050	1,529,000,000	1,605,450,000
1754	102255 00442	JEEP	MERCEDES BENZ	MERCEDES-AMG G 63 A/T (W463) CBU	2019	1.050	4,769,000,000	5,007,450,000
1755	102255 00442	JEEP	MERCEDES BENZ	MERCEDES-AMG G 63 A/T (W463) CBU	2018	1.050	4,531,000,000	4,757,550,000
1756	102255 00443	JEEP	MERCEDES BENZ	MERCEDES-AMG GLA 45 (X156) A/T CBU	2019	1.050	1,178,000,000	1,236,900,000
1757	102255 00443	JEEP	MERCEDES BENZ	MERCEDES-AMG GLA 45 (X156) A/T CBU	2018	1.050	1,120,000,000	1,176,000,000
1758	102255 00444	JEEP	MERCEDES BENZ	MERCEDES-AMG GLC 300 4M COUPE AT (C253)	2019	1.050	1,142,000,000	1,199,100,000
1759	102255 00444	JEEP	MERCEDES BENZ	MERCEDES-AMG GLC 300 4M COUPE AT (C253)	2018	1.050	1,085,000,000	1,139,250,000
1760	102255 00445	JEEP	MERCEDES BENZ	MERCEDES-AMG GLC 43 4M COUPE AT (C253)	2019	1.050	1,412,000,000	1,482,600,000
1761	102255 00445	JEEP	MERCEDES BENZ	MERCEDES-AMG GLC 43 4M COUPE AT (C253)	2018	1.050	1,342,000,000	1,409,100,000
1762	102255 00446	JEEP	MERCEDES BENZ	MERCEDES-AMG GLE 43 4M COUPE AT (C292) CBU	2019	1.050	1,718,000,000	1,803,900,000
1763	102255 00446	JEEP	MERCEDES BENZ	MERCEDES-AMG GLE 43 4M COUPE AT (C292) CBU	2018	1.050	1,633,000,000	1,714,650,000
1764	102255 00447	JEEP	MERCEDES BENZ	MERCEDES-AMG GLE43 4M COUPE (C292) CBU	2017	1.050	1,673,000,000	1,756,650,000
1765	102255 00448	JEEP	MERCEDES BENZ	MERCEDES-AMG GLS 63 4M AT (X166) CBU	2019	1.050	4,238,000,000	4,449,900,000
1766	102255 00448	JEEP	MERCEDES BENZ	MERCEDES-AMG GLS 63 4M AT (X166) CBU	2018	1.050	4,027,000,000	4,228,350,000
1767	102255 00450	JEEP	MERCEDES BENZ	ML 250 CDI AT CKD	2015	1.050	837,000,000	878,850,000
1768	102255 00449	JEEP	MERCEDES BENZ	ML 250 CDI AT (W166) (CBU)	2016	1.050	945,000,000	992,250,000
1769	102255 00449	JEEP	MERCEDES BENZ	ML 250 CDI AT (W166) (CBU)	2015	1.050	898,000,000	942,900,000
1770	102255 00449	JEEP	MERCEDES BENZ	ML 250 CDI AT (W166) (CBU)	2014	1.050	853,000,000	895,650,000
1771	102255 00449	JEEP	MERCEDES BENZ	ML 250 CDI AT (W166) (CBU)	2013	1.050	810,000,000	850,500,000
1772	102255 00451	JEEP	MERCEDES BENZ	ML 270	2007	1.050	521,000,000	547,050,000
1773	102255 00451	JEEP	MERCEDES BENZ	ML 270	2006	1.050	483,000,000	507,150,000
1774	102255 00451	JEEP	MERCEDES BENZ	ML 270	2005	1.050	393,000,000	412,650,000
1775	102255 00452	JEEP	MERCEDES BENZ	ML 270 AT	2007	1.050	650,000,000	682,500,000

NO	KODING	JENIS	MERЕК	TIPE	TH BUAT	BOBOT	NJKB	DP PKB
1	2	3	4	5	6	7	8	9
1776	102255 00452	JEEP	MERCEDES BENZ	ML 270 AT	2006	1.050	603,000,000	633,150,000
1777	102255 00452	JEEP	MERCEDES BENZ	ML 270 AT	2005	1.050	490,000,000	514,500,000
1778	102255 00453	JEEP	MERCEDES BENZ	ML 270 CDi	2004	1.050	353,000,000	370,650,000
1779	102255 00453	JEEP	MERCEDES BENZ	ML 270 CDi	2003	1.050	309,000,000	324,450,000
1780	102255 00453	JEEP	MERCEDES BENZ	ML 270 CDi	2002	1.050	294,000,000	308,700,000
1781	102255 00453	JEEP	MERCEDES BENZ	ML 270 CDi	2001	1.050	279,000,000	292,950,000
1782	102255 00453	JEEP	MERCEDES BENZ	ML 270 CDi	2000	1.050	274,000,000	287,700,000
1783	102255 00454	JEEP	MERCEDES BENZ	ML 270 CDi AT (CBU)	2003	1.050	383,000,000	402,150,000
1784	102255 00454	JEEP	MERCEDES BENZ	ML 270 CDi AT (CBU)	2002	1.050	352,000,000	369,600,000
1785	102255 00455	JEEP	MERCEDES BENZ	ML 270 CDi MT(CBU)	2003	1.050	331,000,000	347,550,000
1786	102255 00455	JEEP	MERCEDES BENZ	ML 270 CDi MT(CBU)	2002	1.050	304,000,000	319,200,000
1787	102255 00456	JEEP	MERCEDES BENZ	ML 320	2004	1.050	331,000,000	347,550,000
1788	102255 00456	JEEP	MERCEDES BENZ	ML 320	2003	1.050	304,000,000	319,200,000
1789	102255 00456	JEEP	MERCEDES BENZ	ML 320	2002	1.050	276,000,000	289,800,000
1790	102255 00456	JEEP	MERCEDES BENZ	ML 320	2001	1.050	254,000,000	266,700,000
1791	102255 00456	JEEP	MERCEDES BENZ	ML 320	2000	1.050	240,000,000	252,000,000
1792	102255 00457	JEEP	MERCEDES BENZ	ML 320 AT	2005	1.050	377,000,000	395,850,000
1793	102255 00458	JEEP	MERCEDES BENZ	ML 320 AT (CBU) 3.2	2005	1.050	464,000,000	487,200,000
1794	102255 00459	JEEP	MERCEDES BENZ	ML 350 AT	2012	1.050	1,102,000,000	1,157,100,000
1795	102255 00459	JEEP	MERCEDES BENZ	ML 350 AT	2011	1.050	1,093,000,000	1,147,650,000
1796	102255 00459	JEEP	MERCEDES BENZ	ML 350 AT	2010	1.050	1,005,000,000	1,055,250,000
1797	102255 00459	JEEP	MERCEDES BENZ	ML 350 AT	2009	1.050	924,000,000	970,200,000
1798	102255 00459	JEEP	MERCEDES BENZ	ML 350 AT	2008	1.050	814,000,000	854,700,000
1799	102255 00459	JEEP	MERCEDES BENZ	ML 350 AT	2007	1.050	809,000,000	849,450,000
1800	102255 00459	JEEP	MERCEDES BENZ	ML 350 AT	2006	1.050	760,000,000	798,000,000
1801	102255 00459	JEEP	MERCEDES BENZ	ML 350 AT	2005	1.050	630,000,000	661,500,000
1802	102255 00462	JEEP	MERCEDES BENZ	ML 350 AT 4WD	2005	1.050	612,000,000	642,600,000
1803	102255 00462	JEEP	MERCEDES BENZ	ML 350 AT 4WD	2004	1.050	526,000,000	552,300,000
1804	102255 00460	JEEP	MERCEDES BENZ	ML 350 AT (W164) (CBU)	2015	1.050	1,226,000,000	1,287,300,000
1805	102255 00460	JEEP	MERCEDES BENZ	ML 350 AT (W164) (CBU)	2014	1.050	1,167,000,000	1,225,350,000
1806	102255 00460	JEEP	MERCEDES BENZ	ML 350 AT (W164) (CBU)	2013	1.050	1,110,000,000	1,165,500,000
1807	102255 00461	JEEP	MERCEDES BENZ	ML 350 AT (W166) (CBU)	2016	1.050	1,134,000,000	1,190,700,000
1808	102255 00461	JEEP	MERCEDES BENZ	ML 350 AT (W166) (CBU)	2015	1.050	1,077,000,000	1,130,850,000
1809	102255 00461	JEEP	MERCEDES BENZ	ML 350 AT (W166) (CBU)	2014	1.050	1,023,000,000	1,074,150,000
1810	102255 00461	JEEP	MERCEDES BENZ	ML 350 AT (W166) (CBU)	2013	1.050	972,000,000	1,020,600,000
1811	102255 00463	JEEP	MERCEDES BENZ	ML 350 CGI AT (CKD)	2015	1.050	1,012,000,000	1,062,600,000
1812	102255 00463	JEEP	MERCEDES BENZ	ML 350 CGI AT (CKD)	2014	1.050	964,000,000	1,012,200,000
1813	102255 00463	JEEP	MERCEDES BENZ	ML 350 CGI AT (CKD)	2013	1.050	917,000,000	962,850,000
1814	102255 00464	JEEP	MERCEDES BENZ	ML 350 SPORT	2012	1.050	969,000,000	1,017,450,000
1815	102255 00464	JEEP	MERCEDES BENZ	ML 350 SPORT	2011	1.050	950,000,000	997,500,000
1816	102255 00465	JEEP	MERCEDES BENZ	ML 400 AT (W166) CKD	2015	1.050	1,048,000,000	1,100,400,000
1817	102255 00466	JEEP	MERCEDES BENZ	ML 430	2004	1.050	357,000,000	374,850,000
1818	102255 00466	JEEP	MERCEDES BENZ	ML 430	2003	1.050	302,000,000	317,100,000
1819	102255 00466	JEEP	MERCEDES BENZ	ML 430	2002	1.050	289,000,000	303,450,000
1820	102255 00467	JEEP	MERCEDES BENZ	ML 500	2005	1.050	650,000,000	682,500,000
1821	102255 00468	JEEP	MERCEDES BENZ	ML 55 AMG AT	2005	1.050	760,000,000	798,000,000
1822	102255 00468	JEEP	MERCEDES BENZ	ML 55 AMG AT	2004	1.050	629,000,000	660,450,000
1823	102255 00468	JEEP	MERCEDES BENZ	ML 55 AMG AT	2003	1.050	494,000,000	518,700,000
1824	102255 00468	JEEP	MERCEDES BENZ	ML 55 AMG AT	2002	1.050	389,000,000	408,450,000
1825	102255 00469	JEEP	MERCEDES BENZ	ML 63 AMG AT (W166) (CBU)	2016	1.050	2,079,000,000	2,182,950,000
1826	102255 00469	JEEP	MERCEDES BENZ	ML 63 AMG AT (W166) (CBU)	2015	1.050	1,975,000,000	2,073,750,000
1827	102255 00469	JEEP	MERCEDES BENZ	ML 63 AMG AT (W166) (CBU)	2014	1.050	1,876,000,000	1,969,800,000
1828	102255 00469	JEEP	MERCEDES BENZ	ML 63 AMG AT (W166) (CBU)	2013	1.050	1,782,000,000	1,871,100,000
1829	102255 00470	JEEP	MERCEDES BENZ	MLS 280	2003	1.050	341,000,000	358,050,000
1830	102255 00470	JEEP	MERCEDES BENZ	MLS 280	2002	1.050	306,000,000	321,300,000
1831	102261 00065	JEEP	MITSUBISHI	AIRTREK 2.0 AT 4WD	2003	1.050	187,000,000	196,350,000
1832	102261 00066	JEEP	MITSUBISHI	AIRTREK 2.4 L	2001	1.050	303,000,000	318,150,000
1833	102261 00067	JEEP	MITSUBISHI	CANVASTOP	1980	1.050	7,500,000	7,875,000
1834	102261 00068	JEEP	MITSUBISHI	CHALLENGGER 2972cc	2000	1.050	213,000,000	223,650,000
1835	102261 00068	JEEP	MITSUBISHI	CHALLENGGER 2972cc	1999	1.050	131,000,000	137,550,000
1836	102261 00068	JEEP	MITSUBISHI	CHALLENGGER 2972cc	1998	1.050	119,000,000	124,950,000
1837	102261 00068	JEEP	MITSUBISHI	CHALLENGGER 2972cc	1997	1.050	86,000,000	90,300,000
1838	102261 00068	JEEP	MITSUBISHI	CHALLENGGER 2972cc	1996	1.050	82,000,000	86,100,000
1839	102261 00068	JEEP	MITSUBISHI	CHALLENGGER 2972cc	1995	1.050	78,000,000	81,900,000
1840	102261 00068	JEEP	MITSUBISHI	CHALLENGGER 2972cc	1994	1.050	74,000,000	77,700,000
1841	102261 00068	JEEP	MITSUBISHI	CHALLENGGER 2972cc	1993	1.050	71,000,000	74,550,000
1842	102261 00068	JEEP	MITSUBISHI	CHALLENGGER 2972cc	1992	1.050	67,000,000	70,350,000
1843	102261 00068	JEEP	MITSUBISHI	CHALLENGGER 2972cc	1980	1.050	36,000,000	37,800,000
1844	102261 00068	JEEP	MITSUBISHI	CHALLENGGER 2972cc	1971	1.050	36,000,000	37,800,000
1845	102261 00069	JEEP	MITSUBISHI	HARDTOP	1980	1.050	7,500,000	7,875,000
1846	102261 00071	JEEP	MITSUBISHI	OUTLANDER 2.0L PHEV-J (4X4) AT	2018	1.050	455,000,000	477,750,000
1847	102261 00070	JEEP	MITSUBISHI	OUTLANDER 2.0 PHEV (4X4) A/T	2016	1.050	621,000,000	652,050,000
1848	102261 00072	JEEP	MITSUBISHI	OUTLANDER 2.4 (4x4) A/T	2008	1.050	410,000,000	430,500,000
1849	102261 00072	JEEP	MITSUBISHI	OUTLANDER 2.4 (4x4) A/T	2007	1.050	363,000,000	381,150,000
1850	102261 00073	JEEP	MITSUBISHI	OUTLANDER 2.4 AT 4X4	2006	1.050	257,000,000	269,850,000
1851	102261 00074	JEEP	MITSUBISHI	OUTLANDER 2.4 AUTOMATIC	2008	1.050	329,000,000	345,450,000
1852	102261 00074	JEEP	MITSUBISHI	OUTLANDER 2.4 AUTOMATIC	2007	1.050	302,000,000	317,100,000
1853	102261 00074	JEEP	MITSUBISHI	OUTLANDER 2.4 AUTOMATIC	2006	1.050	265,000,000	278,250,000
1854	102261 00075	JEEP	MITSUBISHI	OUTLANDER 2.4 LIMITED (4x4) A/T	2008	1.050	423,000,000	444,150,000
1855	102261 00075	JEEP	MITSUBISHI	OUTLANDER 2.4 LIMITED (4x4) A/T	2007	1.050	374,000,000	392,700,000
1856	102261 00076	JEEP	MITSUBISHI	OUTLANDER SPORT 2.0L GLS (4X2) AT	2015	1.050	263,000,000	276,150,000
1857	102261 00076	JEEP	MITSUBISHI	OUTLANDER SPORT 2.0L GLS (4X2) AT	2014	1.050	250,000,000	262,500,000
1858	102261 00076	JEEP	MITSUBISHI	OUTLANDER SPORT 2.0L GLS (4X2) AT	2013	1.050	245,000,000	257,250,000
1859	102261 00076	JEEP	MITSUBISHI	OUTLANDER SPORT 2.0L GLS (4X2) AT	2012	1.050	244,000,000	256,200,000
1860	102261 00077	JEEP	MITSUBISHI	OUTLANDER SPORT 2.0L GLS-E (4X2) A/T	2019	1.050	269,000,000	282,450,000
1861	102261 00077	JEEP	MITSUBISHI	OUTLANDER SPORT 2.0L GLS-E (4X2) A/T	2018	1.050	256,000,000	268,800,000
1862	102261 00077	JEEP	MITSUBISHI	OUTLANDER SPORT 2.0L GLS-E (4X2) A/T	2017	1.050	244,000,000	256,200,000
1863	102261 00077	JEEP	MITSUBISHI	OUTLANDER SPORT 2.0L GLS-E (4X2) A/T	2016	1.050	232,000,000	243,600,000
1864	102261 00077	JEEP	MITSUBISHI	OUTLANDER SPORT 2.0L GLS-E (4X2) A/T	2015	1.050	221,000,000	232,050,000

NO	KODING	JENIS	MERЕК	TIPE	TH BUAT	BOBOT	NJKB	DP PKB
1	2	3	4	5	6	7	8	9
1865	102261 00077	JEEP	mitsubishi	OUTLANDER SPORT 2.0L GLS-E (4X2) A/T	2014	1.050	210,000,000	220,500,000
1866	102261 00078	JEEP	mitsubishi	OUTLANDER SPORT 2.0L GLX (4X2) MT	2015	1.050	246,000,000	258,300,000
1867	102261 00078	JEEP	mitsubishi	OUTLANDER SPORT 2.0L GLX (4X2) MT	2014	1.050	234,000,000	245,700,000
1868	102261 00078	JEEP	mitsubishi	OUTLANDER SPORT 2.0L GLX (4X2) MT	2013	1.050	232,000,000	243,600,000
1869	102261 00078	JEEP	mitsubishi	OUTLANDER SPORT 2.0L GLX (4X2) MT	2012	1.050	231,000,000	242,550,000
1870	102261 00079	JEEP	mitsubishi	OUTLANDER SPORT 2.0L GLX-E (4X2) M/T	2019	1.050	257,000,000	269,850,000
1871	102261 00079	JEEP	mitsubishi	OUTLANDER SPORT 2.0L GLX-E (4X2) M/T	2018	1.050	245,000,000	257,250,000
1872	102261 00079	JEEP	mitsubishi	OUTLANDER SPORT 2.0L GLX-E (4X2) M/T	2017	1.050	233,000,000	244,650,000
1873	102261 00079	JEEP	mitsubishi	OUTLANDER SPORT 2.0L GLX-E (4X2) M/T	2016	1.050	222,000,000	233,100,000
1874	102261 00079	JEEP	mitsubishi	OUTLANDER SPORT 2.0L GLX-E (4X2) M/T	2015	1.050	211,000,000	221,550,000
1875	102261 00079	JEEP	mitsubishi	OUTLANDER SPORT 2.0L GLX-E (4X2) M/T	2014	1.050	201,000,000	211,050,000
1876	102261 00080	JEEP	mitsubishi	OUTLANDER SPORT 2.0L PX (4X2) AT	2015	1.050	280,000,000	294,000,000
1877	102261 00080	JEEP	mitsubishi	OUTLANDER SPORT 2.0L PX (4X2) AT	2014	1.050	267,000,000	280,350,000
1878	102261 00080	JEEP	mitsubishi	OUTLANDER SPORT 2.0L PX (4X2) AT	2013	1.050	257,000,000	269,850,000
1879	102261 00080	JEEP	mitsubishi	OUTLANDER SPORT 2.0L PX (4X2) AT	2012	1.050	256,000,000	268,800,000
1880	102261 00081	JEEP	mitsubishi	OUTLANDER SPORT 2.0L PX-E (4X2) A/T	2019	1.050	289,000,000	303,450,000
1881	102261 00081	JEEP	mitsubishi	OUTLANDER SPORT 2.0L PX-E (4X2) A/T	2018	1.050	275,000,000	288,750,000
1882	102261 00081	JEEP	mitsubishi	OUTLANDER SPORT 2.0L PX-E (4X2) A/T	2017	1.050	262,000,000	275,100,000
1883	102261 00081	JEEP	mitsubishi	OUTLANDER SPORT 2.0L PX-E (4X2) A/T	2016	1.050	249,000,000	261,450,000
1884	102261 00081	JEEP	mitsubishi	OUTLANDER SPORT 2.0L PX-E (4X2) A/T	2015	1.050	237,000,000	248,850,000
1885	102261 00081	JEEP	mitsubishi	OUTLANDER SPORT 2.0L PX-E (4X2) A/T	2014	1.050	226,000,000	237,300,000
1886	102261 00082	JEEP	mitsubishi	PAJERO 2800cc	1997	1.050	134,000,000	140,700,000
1887	102261 00083	JEEP	mitsubishi	PAJERO 3.0 A/T	2008	1.050	392,000,000	411,600,000
1888	102261 00084	JEEP	mitsubishi	PAJERO 3.8 AUTOMATIC	2007	1.050	479,000,000	502,950,000
1889	102261 00084	JEEP	mitsubishi	PAJERO 3.8 AUTOMATIC	2006	1.050	422,000,000	443,100,000
1890	102261 00085	JEEP	mitsubishi	PAJERO 3.8L S EXCEED (4X4) A/T	2015	1.050	1,017,000,000	1,067,850,000
1891	102261 00085	JEEP	mitsubishi	PAJERO 3.8L S EXCEED (4X4) A/T	2014	1.050	969,000,000	1,017,450,000
1892	102261 00085	JEEP	mitsubishi	PAJERO 3.8L S EXCEED (4X4) A/T	2013	1.050	924,000,000	970,200,000
1893	102261 00085	JEEP	mitsubishi	PAJERO 3.8L S EXCEED (4X4) A/T	2012	1.050	923,000,000	969,150,000
1894	102261 00085	JEEP	mitsubishi	PAJERO 3.8L S EXCEED (4X4) A/T	2011	1.050	905,000,000	950,250,000
1895	102261 00085	JEEP	mitsubishi	PAJERO 3.8L S EXCEED (4X4) A/T	2010	1.050	847,000,000	889,350,000
1896	102261 00085	JEEP	mitsubishi	PAJERO 3.8L S EXCEED (4X4) A/T	2009	1.050	734,000,000	770,700,000
1897	102261 00085	JEEP	mitsubishi	PAJERO 3.8L S EXCEED (4X4) A/T	2008	1.050	672,000,000	705,600,000
1898	102261 00086	JEEP	mitsubishi	PAJERO 3.8L S-EXCEED SR (4X4) A/T	2015	1.050	933,000,000	979,650,000
1899	102261 00086	JEEP	mitsubishi	PAJERO 3.8L S-EXCEED SR (4X4) A/T	2014	1.050	889,000,000	933,450,000
1900	102261 00086	JEEP	mitsubishi	PAJERO 3.8L S-EXCEED SR (4X4) A/T	2013	1.050	845,000,000	887,250,000
1901	102261 00086	JEEP	mitsubishi	PAJERO 3.8L S-EXCEED SR (4X4) A/T	2012	1.050	803,000,000	843,150,000
1902	102261 00086	JEEP	mitsubishi	PAJERO 3.8L S-EXCEED SR (4X4) A/T	2011	1.050	762,000,000	800,100,000
1903	102261 00086	JEEP	mitsubishi	PAJERO 3.8L S-EXCEED SR (4X4) A/T	2010	1.050	724,000,000	760,200,000
1904	102261 00087	JEEP	mitsubishi	PAJERO BENSIN 1800cc - CBU	2003	1.050	188,000,000	197,400,000
1905	102261 00087	JEEP	mitsubishi	PAJERO BENSIN 1800cc - CBU	2002	1.050	178,000,000	186,900,000
1906	102261 00087	JEEP	mitsubishi	PAJERO BENSIN 1800cc - CBU	2001	1.050	171,000,000	179,550,000
1907	102261 00087	JEEP	mitsubishi	PAJERO BENSIN 1800cc - CBU	2000	1.050	162,000,000	170,100,000
1908	102261 00088	JEEP	mitsubishi	PAJERO BENSIN 2972cc	2003	1.050	302,000,000	317,100,000
1909	102261 00088	JEEP	mitsubishi	PAJERO BENSIN 2972cc	2002	1.050	284,000,000	298,200,000
1910	102261 00088	JEEP	mitsubishi	PAJERO BENSIN 2972cc	2001	1.050	272,000,000	285,600,000
1911	102261 00088	JEEP	mitsubishi	PAJERO BENSIN 2972cc	2000	1.050	241,000,000	253,050,000
1912	102261 00088	JEEP	mitsubishi	PAJERO BENSIN 2972cc	1999	1.050	213,000,000	223,650,000
1913	102261 00088	JEEP	mitsubishi	PAJERO BENSIN 2972cc	1998	1.050	181,000,000	190,050,000
1914	102261 00088	JEEP	mitsubishi	PAJERO BENSIN 2972cc	1997	1.050	156,000,000	163,800,000
1915	102261 00088	JEEP	mitsubishi	PAJERO BENSIN 2972cc	1996	1.050	131,000,000	137,550,000
1916	102261 00088	JEEP	mitsubishi	PAJERO BENSIN 2972cc	1995	1.050	119,000,000	124,950,000
1917	102261 00088	JEEP	mitsubishi	PAJERO BENSIN 2972cc	1994	1.050	100,000,000	105,000,000
1918	102261 00088	JEEP	mitsubishi	PAJERO BENSIN 2972cc	1993	1.050	90,000,000	94,500,000
1919	102261 00088	JEEP	mitsubishi	PAJERO BENSIN 2972cc	1992	1.050	86,000,000	90,300,000
1920	102261 00088	JEEP	mitsubishi	PAJERO BENSIN 2972cc	1991	1.050	82,000,000	86,100,000
1921	102261 00089	JEEP	mitsubishi	PAJERO DDI BENSIN 3500cc	2003	1.050	309,000,000	324,450,000
1922	102261 00089	JEEP	mitsubishi	PAJERO DDI BENSIN 3500cc	2002	1.050	301,000,000	316,050,000
1923	102261 00089	JEEP	mitsubishi	PAJERO DDI BENSIN 3500cc	2001	1.050	294,000,000	308,700,000
1924	102261 00089	JEEP	mitsubishi	PAJERO DDI BENSIN 3500cc	2000	1.050	270,000,000	283,500,000
1925	102261 00090	JEEP	mitsubishi	PAJERO DIESEL 2.5	1990	1.050	74,000,000	77,700,000
1926	102261 00091	JEEP	mitsubishi	PAJERO DIESEL 2.8, 2.800cc	2003	1.050	309,000,000	324,450,000
1927	102261 00091	JEEP	mitsubishi	PAJERO DIESEL 2.8, 2.800cc	2002	1.050	294,000,000	308,700,000
1928	102261 00091	JEEP	mitsubishi	PAJERO DIESEL 2.8, 2.800cc	2001	1.050	278,000,000	291,900,000
1929	102261 00091	JEEP	mitsubishi	PAJERO DIESEL 2.8, 2.800cc	2000	1.050	235,000,000	246,750,000
1930	102261 00091	JEEP	mitsubishi	PAJERO DIESEL 2.8, 2.800cc	1998	1.050	167,000,000	175,350,000
1931	102261 00091	JEEP	mitsubishi	PAJERO DIESEL 2.8, 2.800cc	1995	1.050	93,000,000	97,650,000
1932	102261 00092	JEEP	mitsubishi	PAJERO DIESEL AUTOMATIC / 3200 CC	2003	1.050	370,000,000	388,500,000
1933	102261 00092	JEEP	mitsubishi	PAJERO DIESEL AUTOMATIC / 3200 CC	2002	1.050	343,000,000	360,150,000
1934	102261 00092	JEEP	mitsubishi	PAJERO DIESEL AUTOMATIC / 3200 CC	2001	1.050	318,000,000	333,900,000
1935	102261 00092	JEEP	mitsubishi	PAJERO DIESEL AUTOMATIC / 3200 CC	2000	1.050	277,000,000	290,850,000
1936	102261 00093	JEEP	mitsubishi	PAJERO RO-10 / 1834cc	2001	1.050	170,000,000	178,500,000
1937	102261 00095	JEEP	mitsubishi	PAJERO SPORT 2.4L DAKAR (4X2) 8A/T	2017	1.050	340,000,000	357,000,000
1938	102261 00095	JEEP	mitsubishi	PAJERO SPORT 2.4L DAKAR (4X2) 8A/T	2016	1.050	323,000,000	339,150,000
1939	102261 00095	JEEP	mitsubishi	PAJERO SPORT 2.4L DAKAR (4X2) 8A/T	2015	1.050	307,000,000	322,350,000
1940	102261 00096	JEEP	mitsubishi	PAJERO SPORT 2.4L DAKAR (4X4) 8A/T	2017	1.050	413,000,000	433,650,000
1941	102261 00096	JEEP	mitsubishi	PAJERO SPORT 2.4L DAKAR (4X4) 8A/T	2016	1.050	392,000,000	411,600,000
1942	102261 00096	JEEP	mitsubishi	PAJERO SPORT 2.4L DAKAR (4X4) 8A/T	2015	1.050	372,000,000	390,600,000
1943	102261 00097	JEEP	mitsubishi	PAJERO SPORT 2.4L DAKAR-H (4X2) 8 A/T	2019	1.050	407,000,000	427,350,000
1944	102261 00097	JEEP	mitsubishi	PAJERO SPORT 2.4L DAKAR-H (4X2) 8 A/T	2018	1.050	387,000,000	406,350,000
1945	102261 00097	JEEP	mitsubishi	PAJERO SPORT 2.4L DAKAR-H (4X2) 8 A/T	2017	1.050	368,000,000	386,400,000
1946	102261 00098	JEEP	mitsubishi	PAJERO SPORT 2.4L DAKAR-H (4X4) 8 A/T	2019	1.050	524,000,000	550,200,000
1947	102261 00098	JEEP	mitsubishi	PAJERO SPORT 2.4L DAKAR-H (4X4) 8 A/T	2018	1.050	498,000,000	522,900,000
1948	102261 00098	JEEP	mitsubishi	PAJERO SPORT 2.4L DAKAR-H (4X4) 8 A/T	2017	1.050	474,000,000	497,700,000
1949	102261 00094	JEEP	mitsubishi	PAJERO SPORT 2.4 L DAKAR ULTIMATE (4X2) 8 A/T	2019	1.050	441,000,000	463,050,000
1950	102261 00094	JEEP	mitsubishi	PAJERO SPORT 2.4 L DAKAR ULTIMATE (4X2) 8 A/T	2018	1.050	419,000,000	439,950,000
1951	102261 00094	JEEP	mitsubishi	PAJERO SPORT 2.4 L DAKAR ULTIMATE (4X2) 8 A/T	2017	1.050	399,000,000	418,950,000
1952	102261 00109	JEEP	mitsubishi	PAJERO SPORT 2.5D EXCEED (4X2) A/T	2013	1.050	310,000,000	325,500,000
1953	102261 00109	JEEP	mitsubishi	PAJERO SPORT 2.5D EXCEED (4X2) A/T	2012	1.050	291,000,000	305,550,000

NO	KODING	JENIS	MEREK	TIPE	TH BUAT	BOBOT	NJKB	DP PKB
1	2	3	4	5	6	7	8	9
1954	102261 00109	JEEP	mitsubishi	PAJERO SPORT 2.5D EXCEED (4X2) A/T	2011	1.050	289,000,000	303,450,000
1955	102261 00109	JEEP	mitsubishi	PAJERO SPORT 2.5D EXCEED (4X2) A/T	2010	1.050	284,000,000	298,200,000
1956	102261 00109	JEEP	mitsubishi	PAJERO SPORT 2.5D EXCEED (4X2) A/T	2009	1.050	266,000,000	279,300,000
1957	102261 00110	JEEP	mitsubishi	PAJERO SPORT 2.5D EXCEED (4X4) A/T	2012	1.050	368,000,000	386,400,000
1958	102261 00110	JEEP	mitsubishi	PAJERO SPORT 2.5D EXCEED (4X4) A/T	2011	1.050	347,000,000	364,350,000
1959	102261 00110	JEEP	mitsubishi	PAJERO SPORT 2.5D EXCEED (4X4) A/T	2010	1.050	343,000,000	360,150,000
1960	102261 00110	JEEP	mitsubishi	PAJERO SPORT 2.5D EXCEED (4X4) A/T	2009	1.050	336,000,000	352,800,000
1961	102261 00111	JEEP	mitsubishi	PAJERO SPORT 2.5D GLS (4X2) M/T	2013	1.050	297,000,000	311,850,000
1962	102261 00111	JEEP	mitsubishi	PAJERO SPORT 2.5D GLS (4X2) M/T	2012	1.050	278,000,000	291,900,000
1963	102261 00111	JEEP	mitsubishi	PAJERO SPORT 2.5D GLS (4X2) M/T	2011	1.050	276,000,000	289,800,000
1964	102261 00111	JEEP	mitsubishi	PAJERO SPORT 2.5D GLS (4X2) M/T	2010	1.050	270,000,000	283,500,000
1965	102261 00112	JEEP	mitsubishi	PAJERO SPORT 2.5D GLX (4X4) M/T	2013	1.050	336,000,000	352,800,000
1966	102261 00112	JEEP	mitsubishi	PAJERO SPORT 2.5D GLX (4X4) M/T	2012	1.050	318,000,000	333,900,000
1967	102261 00112	JEEP	mitsubishi	PAJERO SPORT 2.5D GLX (4X4) M/T	2011	1.050	316,000,000	331,800,000
1968	102261 00112	JEEP	mitsubishi	PAJERO SPORT 2.5D GLX (4X4) M/T	2010	1.050	312,000,000	327,600,000
1969	102261 00112	JEEP	mitsubishi	PAJERO SPORT 2.5D GLX (4X4) M/T	2009	1.050	306,000,000	321,300,000
1970	102261 00113	JEEP	mitsubishi	PAJERO SPORT 2.5D GLX BE (4X4) M/T	2009	1.050	284,000,000	298,200,000
1971	102261 00114	JEEP	mitsubishi	PAJERO SPORT 2.5D HP EXCEED (4X4) A/T	2012	1.050	352,000,000	369,600,000
1972	102261 00114	JEEP	mitsubishi	PAJERO SPORT 2.5D HP EXCEED (4X4) A/T	2011	1.050	350,000,000	367,500,000
1973	102261 00104	JEEP	mitsubishi	PAJERO SPORT 2.5-E DAKAR HP (4X2) AT	2015	1.050	342,000,000	359,100,000
1974	102261 00105	JEEP	mitsubishi	PAJERO SPORT 2.5-E DAKAR HP (4X4) AT	2015	1.050	386,000,000	405,300,000
1975	102261 00106	JEEP	mitsubishi	PAJERO SPORT 2.5-E EXCEED (4X2) A/T	2016	1.050	312,000,000	327,600,000
1976	102261 00106	JEEP	mitsubishi	PAJERO SPORT 2.5-E EXCEED (4X2) A/T	2015	1.050	309,000,000	324,450,000
1977	102261 00106	JEEP	mitsubishi	PAJERO SPORT 2.5-E EXCEED (4X2) A/T	2014	1.050	303,000,000	318,150,000
1978	102261 00106	JEEP	mitsubishi	PAJERO SPORT 2.5-E EXCEED (4X2) A/T	2013	1.050	291,000,000	305,550,000
1979	102261 00107	JEEP	mitsubishi	PAJERO SPORT 2.5-E GLS (4X2) M/T	2016	1.050	299,000,000	313,950,000
1980	102261 00107	JEEP	mitsubishi	PAJERO SPORT 2.5-E GLS (4X2) M/T	2015	1.050	293,000,000	307,650,000
1981	102261 00107	JEEP	mitsubishi	PAJERO SPORT 2.5-E GLS (4X2) M/T	2014	1.050	282,000,000	296,100,000
1982	102261 00107	JEEP	mitsubishi	PAJERO SPORT 2.5-E GLS (4X2) M/T	2013	1.050	268,000,000	281,400,000
1983	102261 00108	JEEP	mitsubishi	PAJERO SPORT 2.5-E GLX (4X4) M/T	2016	1.050	338,000,000	354,900,000
1984	102261 00108	JEEP	mitsubishi	PAJERO SPORT 2.5-E GLX (4X4) M/T	2015	1.050	332,000,000	348,600,000
1985	102261 00108	JEEP	mitsubishi	PAJERO SPORT 2.5-E GLX (4X4) M/T	2014	1.050	319,000,000	334,950,000
1986	102261 00108	JEEP	mitsubishi	PAJERO SPORT 2.5-E GLX (4X4) M/T	2013	1.050	303,000,000	318,150,000
1987	102261 00099	JEEP	mitsubishi	PAJERO SPORT 2.5 HP (4X2) 5 AT	2015	1.050	372,000,000	390,600,000
1988	102261 00099	JEEP	mitsubishi	PAJERO SPORT 2.5 HP (4X2) 5 AT	2014	1.050	355,000,000	372,750,000
1989	102261 00099	JEEP	mitsubishi	PAJERO SPORT 2.5 HP (4X2) 5 AT	2013	1.050	339,000,000	355,950,000
1990	102261 00099	JEEP	mitsubishi	PAJERO SPORT 2.5 HP (4X2) 5 AT	2012	1.050	322,000,000	338,100,000
1991	102261 00099	JEEP	mitsubishi	PAJERO SPORT 2.5 HP (4X2) 5 AT	2011	1.050	297,000,000	311,850,000
1992	102261 00100	JEEP	mitsubishi	PAJERO SPORT 2.5 HP (4X2) A/T	2015	1.050	365,000,000	383,250,000
1993	102261 00100	JEEP	mitsubishi	PAJERO SPORT 2.5 HP (4X2) A/T	2014	1.050	347,000,000	364,350,000
1994	102261 00100	JEEP	mitsubishi	PAJERO SPORT 2.5 HP (4X2) A/T	2013	1.050	329,000,000	345,450,000
1995	102261 00100	JEEP	mitsubishi	PAJERO SPORT 2.5 HP (4X2) A/T	2012	1.050	314,000,000	329,700,000
1996	102261 00100	JEEP	mitsubishi	PAJERO SPORT 2.5 HP (4X2) A/T	2011	1.050	305,000,000	320,250,000
1997	102261 00101	JEEP	mitsubishi	PAJERO SPORT 2.5 HP (4X4) 5 AT	2013	1.050	390,000,000	409,500,000
1998	102261 00101	JEEP	mitsubishi	PAJERO SPORT 2.5 HP (4X4) 5 AT	2012	1.050	372,000,000	390,600,000
1999	102261 00101	JEEP	mitsubishi	PAJERO SPORT 2.5 HP (4X4) 5 AT	2011	1.050	349,000,000	366,450,000
2000	102261 00102	JEEP	mitsubishi	PAJERO SPORT 2.5 HP -E(4X2) 5 AT	2016	1.050	343,000,000	360,150,000
2001	102261 00102	JEEP	mitsubishi	PAJERO SPORT 2.5 HP -E(4X2) 5 AT	2015	1.050	327,000,000	343,350,000
2002	102261 00102	JEEP	mitsubishi	PAJERO SPORT 2.5 HP -E(4X2) 5 AT	2014	1.050	320,000,000	336,000,000
2003	102261 00102	JEEP	mitsubishi	PAJERO SPORT 2.5 HP -E(4X2) 5 AT	2013	1.050	314,000,000	329,700,000
2004	102261 00103	JEEP	mitsubishi	PAJERO SPORT 2.5 HP-E (4X4) 5 AT	2016	1.050	394,000,000	413,700,000
2005	102261 00103	JEEP	mitsubishi	PAJERO SPORT 2.5 HP-E (4X4) 5 AT	2015	1.050	377,000,000	395,850,000
2006	102261 00103	JEEP	mitsubishi	PAJERO SPORT 2.5 HP-E (4X4) 5 AT	2014	1.050	369,000,000	387,450,000
2007	102261 00103	JEEP	mitsubishi	PAJERO SPORT 2.5 HP-E (4X4) 5 AT	2013	1.050	362,000,000	380,100,000
2008	102261 00115	JEEP	mitsubishi	PAJERO SPORT 2.5L EXCEED (4X2) 5A/T	2017	1.050	306,000,000	321,300,000
2009	102261 00115	JEEP	mitsubishi	PAJERO SPORT 2.5L EXCEED (4X2) 5A/T	2016	1.050	291,000,000	305,550,000
2010	102261 00115	JEEP	mitsubishi	PAJERO SPORT 2.5L EXCEED (4X2) 5A/T	2015	1.050	276,000,000	289,800,000
2011	102261 00116	JEEP	mitsubishi	PAJERO SPORT 2.5L EXCEED (4X2) 5M/T	2019	1.050	362,000,000	380,100,000
2012	102261 00116	JEEP	mitsubishi	PAJERO SPORT 2.5L EXCEED (4X2) 5M/T	2018	1.050	344,000,000	361,200,000
2013	102261 00117	JEEP	mitsubishi	PAJERO SPORT 2.5L EXCEED-H (4X2) 5 A/T	2019	1.050	374,000,000	392,700,000
2014	102261 00117	JEEP	mitsubishi	PAJERO SPORT 2.5L EXCEED-H (4X2) 5 A/T	2018	1.050	356,000,000	373,800,000
2015	102261 00118	JEEP	mitsubishi	PAJERO SPORT 2.5L GLX (4X4) 5M/T	2017	1.050	338,000,000	354,900,000
2016	102261 00118	JEEP	mitsubishi	PAJERO SPORT 2.5L GLX (4X4) 5M/T	2016	1.050	321,000,000	337,050,000
2017	102261 00119	JEEP	mitsubishi	PAJERO SPORT 2.5L GLX-H (4X4) 5M/T	2019	1.050	406,000,000	426,300,000
2018	102261 00119	JEEP	mitsubishi	PAJERO SPORT 2.5L GLX-H (4X4) 5M/T	2018	1.050	386,000,000	405,300,000
2019	102261 00119	JEEP	mitsubishi	PAJERO SPORT 2.5L GLX-H (4X4) 5M/T	2017	1.050	367,000,000	385,350,000
2020	102261 00121	JEEP	mitsubishi	PAJERO SPORT 3.0L V6 (4X2) 8A/T	2016	1.050	312,000,000	327,600,000
2021	102261 00120	JEEP	mitsubishi	PAJERO SPORT 3.0 - V6-E (4X2) AT	2016	1.050	362,000,000	380,100,000
2022	102261 00120	JEEP	mitsubishi	PAJERO SPORT 3.0 - V6-E (4X2) AT	2015	1.050	341,000,000	358,050,000
2023	102261 00120	JEEP	mitsubishi	PAJERO SPORT 3.0 - V6-E (4X2) AT	2014	1.050	324,000,000	340,200,000
2024	102267 00002	JEEP	MORINA	CANVASTOP	1980	1.050	6,500,000	6,825,000
2025	102267 00003	JEEP	MORINA	HARDTOP	1980	1.050	6,500,000	6,825,000
2026	102284 00072	JEEP	NISSAN	INFINITI QX70 3.7 (4X4) A/T	2018	1.050	1,326,000,000	1,392,300,000
2027	102284 00073	JEEP	NISSAN	INFINITI QX70 5.0 (4X4) A/T	2018	1.050	1,583,000,000	1,662,150,000
2028	102284 00074	JEEP	NISSAN	INFINITI QX80 5.6 (4X4) A/T	2018	1.050	2,027,000,000	2,128,350,000
2029	102284 00075	JEEP	NISSAN	MURANO 2.5 A/T	2010	1.050	608,000,000	638,400,000
2030	102284 00075	JEEP	NISSAN	MURANO 2.5 A/T	2009	1.050	480,000,000	504,000,000
2031	102284 00075	JEEP	NISSAN	MURANO 2.5 A/T	2008	1.050	370,000,000	388,500,000
2032	102284 00075	JEEP	NISSAN	MURANO 2.5 A/T	2007	1.050	339,000,000	355,950,000
2033	102284 00075	JEEP	NISSAN	MURANO 2.5 A/T	2006	1.050	316,000,000	331,800,000
2034	102284 00076	JEEP	NISSAN	MURANO 2.5 A/T 2WD	2008	1.050	370,000,000	388,500,000
2035	102284 00076	JEEP	NISSAN	MURANO 2.5 A/T 2WD	2007	1.050	339,000,000	355,950,000
2036	102284 00076	JEEP	NISSAN	MURANO 2.5 A/T 2WD	2006	1.050	316,000,000	331,800,000
2037	102284 00077	JEEP	NISSAN	MURANO 2.5 AUTOMATIC	2008	1.050	370,000,000	388,500,000
2038	102284 00077	JEEP	NISSAN	MURANO 2.5 AUTOMATIC	2007	1.050	339,000,000	355,950,000
2039	102284 00077	JEEP	NISSAN	MURANO 2.5 AUTOMATIC	2006	1.050	316,000,000	331,800,000
2040	102284 00077	JEEP	NISSAN	MURANO 2.5 AUTOMATIC	2005	1.050	301,000,000	316,050,000
2041	102284 00078	JEEP	NISSAN	MURANO 2.5 MT	2005	1.050	322,000,000	338,100,000
2042	102284 00078	JEEP	NISSAN	MURANO 2.5 MT	2004	1.050	290,000,000	304,500,000

NO	KODING	JENIS	MEREK	TIPE	TH BUAT	BOBOT	NJKB	DP PKB
1	2	3	4	5	6	7	8	9
2043	102284 00079	JEEP	NISSAN	MURANO 3.5 AUTOMATIC	2007	1.050	453,000,000	475,650,000
2044	102284 00079	JEEP	NISSAN	MURANO 3.5 AUTOMATIC	2006	1.050	420,000,000	441,000,000
2045	102284 00079	JEEP	NISSAN	MURANO 3.5 AUTOMATIC	2005	1.050	400,000,000	420,000,000
2046	102284 00743	JEEP	NISSAN	NEW TERRA E 2.5 (4X2) A/T	2019	1.050	384,000,000	403,200,000
2047	102284 00744	JEEP	NISSAN	NEW TERRA VL 2.5 (4X2) A/T	2019	1.050	408,000,000	428,400,000
2048	102284 00745	JEEP	NISSAN	NEW TERRA VL 2.5 (4X4) A/T	2019	1.050	517,000,000	542,850,000
2049	102284 00080	JEEP	NISSAN	PATHFINDER 2.7	1996	1.050	137,000,000	143,850,000
2050	102284 00081	JEEP	NISSAN	PATHFINDER 3.300cc (4x2) AUTOMATIC	2003	1.050	296,000,000	310,800,000
2051	102284 00081	JEEP	NISSAN	PATHFINDER 3.300cc (4x2) AUTOMATIC	2002	1.050	266,000,000	279,300,000
2052	102284 00081	JEEP	NISSAN	PATHFINDER 3.300cc (4x2) AUTOMATIC	2001	1.050	240,000,000	252,000,000
2053	102284 00082	JEEP	NISSAN	PATROL 2.000cc	1994	1.050	83,000,000	87,150,000
2054	102284 00083	JEEP	NISSAN	PATROL 2.755cc	1988	1.050	24,000,000	25,200,000
2055	102284 00083	JEEP	NISSAN	PATROL 2.755cc	1987	1.050	23,000,000	24,150,000
2056	102284 00083	JEEP	NISSAN	PATROL 2.755cc	1986	1.050	22,000,000	23,100,000
2057	102284 00083	JEEP	NISSAN	PATROL 2.755cc	1985	1.050	21,000,000	22,050,000
2058	102284 00083	JEEP	NISSAN	PATROL 2.755cc	1984	1.050	20,000,000	21,000,000
2059	102284 00083	JEEP	NISSAN	PATROL 2.755cc	1983	1.050	19,000,000	19,950,000
2060	102284 00083	JEEP	NISSAN	PATROL 2.755cc	1982	1.050	18,000,000	18,900,000
2061	102284 00083	JEEP	NISSAN	PATROL 2.755cc	1981	1.050	17,000,000	17,850,000
2062	102284 00083	JEEP	NISSAN	PATROL 2.755cc	1980	1.050	16,000,000	16,800,000
2063	102284 00083	JEEP	NISSAN	PATROL 2.755cc	1956	1.050	16,000,000	16,800,000
2064	102284 00084	JEEP	NISSAN	PATROL 3.0 AT	2007	1.050	438,000,000	459,900,000
2065	102284 00084	JEEP	NISSAN	PATROL 3.0 AT	2006	1.050	397,000,000	416,850,000
2066	102284 00084	JEEP	NISSAN	PATROL 3.0 AT	2005	1.050	340,000,000	357,000,000
2067	102284 00084	JEEP	NISSAN	PATROL 3.0 AT	2004	1.050	322,000,000	338,100,000
2068	102284 00084	JEEP	NISSAN	PATROL 3.0 AT	2003	1.050	298,000,000	312,900,000
2069	102284 00084	JEEP	NISSAN	PATROL 3.0 AT	2002	1.050	269,000,000	282,450,000
2070	102284 00084	JEEP	NISSAN	PATROL 3.0 AT	2001	1.050	241,000,000	253,050,000
2071	102284 00084	JEEP	NISSAN	PATROL 3.0 AT	2000	1.050	220,000,000	231,000,000
2072	102284 00085	JEEP	NISSAN	PATROL 4.200cc (4x4) DIESEL AUTOMATIC	2005	1.050	409,000,000	429,450,000
2073	102284 00085	JEEP	NISSAN	PATROL 4.200cc (4x4) DIESEL AUTOMATIC	2004	1.050	389,000,000	408,450,000
2074	102284 00085	JEEP	NISSAN	PATROL 4.200cc (4x4) DIESEL AUTOMATIC	2003	1.050	357,000,000	374,850,000
2075	102284 00085	JEEP	NISSAN	PATROL 4.200cc (4x4) DIESEL AUTOMATIC	2002	1.050	331,000,000	347,550,000
2076	102284 00085	JEEP	NISSAN	PATROL 4.200cc (4x4) DIESEL AUTOMATIC	2001	1.050	306,000,000	321,300,000
2077	102284 00085	JEEP	NISSAN	PATROL 4.200cc (4x4) DIESEL AUTOMATIC	2000	1.050	286,000,000	300,300,000
2078	102284 00086	JEEP	NISSAN	PATROL 4200cc BUILT UP EKS KTT NON BLOCK X	1992	1.050	75,000,000	78,750,000
2079	102284 00087	JEEP	NISSAN	PATROL BUILT UP	1992	1.050	52,000,000	54,600,000
2080	102284 00087	JEEP	NISSAN	PATROL BUILT UP	1991	1.050	50,000,000	52,500,000
2081	102284 00087	JEEP	NISSAN	PATROL BUILT UP	1990	1.050	47,000,000	49,350,000
2082	102284 00087	JEEP	NISSAN	PATROL BUILT UP	1989	1.050	45,000,000	47,250,000
2083	102284 00087	JEEP	NISSAN	PATROL BUILT UP	1988	1.050	43,000,000	45,150,000
2084	102284 00087	JEEP	NISSAN	PATROL BUILT UP	1987	1.050	42,000,000	44,100,000
2085	102284 00087	JEEP	NISSAN	PATROL BUILT UP	1986	1.050	38,000,000	39,900,000
2086	102284 00087	JEEP	NISSAN	PATROL BUILT UP	1985	1.050	34,000,000	35,700,000
2087	102284 00087	JEEP	NISSAN	PATROL BUILT UP	1984	1.050	32,000,000	33,600,000
2088	102284 00087	JEEP	NISSAN	PATROL BUILT UP	1983	1.050	30,000,000	31,500,000
2089	102284 00087	JEEP	NISSAN	PATROL BUILT UP	1982	1.050	29,000,000	30,450,000
2090	102284 00087	JEEP	NISSAN	PATROL BUILT UP	1981	1.050	26,000,000	27,300,000
2091	102284 00087	JEEP	NISSAN	PATROL BUILT UP	1980	1.050	12,500,000	13,125,000
2092	102284 00088	JEEP	NISSAN	PATROL BUILT UP EKS APEC MEETING	1994	1.050	83,000,000	87,150,000
2093	102284 00089	JEEP	NISSAN	PATROL JM.160 2753cc	1992	1.050	34,000,000	35,700,000
2094	102284 00089	JEEP	NISSAN	PATROL JM.160 2753cc	1991	1.050	34,000,000	35,700,000
2095	102284 00089	JEEP	NISSAN	PATROL JM.160 2753cc	1980	1.050	34,000,000	35,700,000
2096	102284 00090	JEEP	NISSAN	PATROL JN1TESY DIESEL 2.593cc	2003	1.050	237,000,000	248,850,000
2097	102284 00090	JEEP	NISSAN	PATROL JN1TESY DIESEL 2.593cc	2002	1.050	224,000,000	235,200,000
2098	102284 00090	JEEP	NISSAN	PATROL JN1TESY DIESEL 2.593cc	2001	1.050	213,000,000	223,650,000
2099	102284 00092	JEEP	NISSAN	PATROL TI 4200 T 4.200cc	2003	1.050	273,000,000	286,650,000
2100	102284 00092	JEEP	NISSAN	PATROL TI 4200 T 4.200cc	2002	1.050	259,000,000	271,950,000
2101	102284 00092	JEEP	NISSAN	PATROL TI 4200 T 4.200cc	2001	1.050	223,000,000	234,150,000
2102	102284 00092	JEEP	NISSAN	PATROL TI 4200 T 4.200cc	2000	1.050	201,000,000	211,050,000
2103	102284 00091	JEEP	NISSAN	PATROL TI 4.8 L AT	2003	1.050	362,000,000	380,100,000
2104	102284 00091	JEEP	NISSAN	PATROL TI 4.8 L AT	2002	1.050	344,000,000	361,200,000
2105	102284 00093	JEEP	NISSAN	PATROL TI WAGON 4497cc	2003	1.050	259,000,000	271,950,000
2106	102284 00093	JEEP	NISSAN	PATROL TI WAGON 4497cc	2002	1.050	240,000,000	252,000,000
2107	102284 00093	JEEP	NISSAN	PATROL TI WAGON 4497cc	2001	1.050	222,000,000	233,100,000
2108	102284 00093	JEEP	NISSAN	PATROL TI WAGON 4497cc	1994	1.050	83,000,000	87,150,000
2109	102284 00094	JEEP	NISSAN	TD 27	1993	1.050	37,000,000	38,850,000
2110	102284 00746	JEEP	NISSAN	TERRA 2.5 (4X2) M/T	2019	1.050	359,000,000	376,950,000
2111	102284 00747	JEEP	NISSAN	TERRA E 2.5 (4X2) A/T	2019	1.050	374,000,000	392,700,000
2112	102284 00748	JEEP	NISSAN	TERRA VL 2.5 (4X2) A/T	2019	1.050	399,000,000	418,950,000
2113	102284 00749	JEEP	NISSAN	TERRA VL 2.5 (4X4) A/T	2019	1.050	508,000,000	533,400,000
2114	102284 00095	JEEP	NISSAN	X-TRAIL 2.5L 4WD AT	2009	1.050	293,000,000	307,650,000
2115	102284 00095	JEEP	NISSAN	X-TRAIL 2.5L 4WD AT	2008	1.050	271,000,000	284,550,000
2116	102284 00095	JEEP	NISSAN	X-TRAIL 2.5L 4WD AT	2007	1.050	250,000,000	262,500,000
2117	102284 00095	JEEP	NISSAN	X-TRAIL 2.5L 4WD AT	2006	1.050	221,000,000	232,050,000
2118	102305 00080	JEEP	PORSCHE	CAYENNE 3.0	2018	1.050	1,014,000,000	1,064,700,000
2119	102305 00109	JEEP	PORSCHE	CAYENNE 3.0L AT	2019	1.050	1,014,000,000	1,064,700,000
2120	102305 00081	JEEP	PORSCHE	CAYENNE 3.6 A/T	2018	1.050	1,338,000,000	1,404,900,000
2121	102305 00081	JEEP	PORSCHE	CAYENNE 3.6 A/T	2017	1.050	1,312,000,000	1,377,600,000
2122	102305 00081	JEEP	PORSCHE	CAYENNE 3.6 A/T	2016	1.050	1,286,000,000	1,350,300,000
2123	102305 00081	JEEP	PORSCHE	CAYENNE 3.6 A/T	2015	1.050	1,261,000,000	1,324,050,000
2124	102305 00081	JEEP	PORSCHE	CAYENNE 3.6 A/T	2014	1.050	1,236,000,000	1,297,800,000
2125	102305 00081	JEEP	PORSCHE	CAYENNE 3.6 A/T	2008	1.050	1,212,000,000	1,272,600,000
2126	102305 00081	JEEP	PORSCHE	CAYENNE 3.6 A/T	2007	1.050	1,188,000,000	1,247,400,000
2127	102305 00082	JEEP	PORSCHE	CAYENNE DIESEL 3.0L	2015	1.050	1,203,000,000	1,263,150,000
2128	102305 00082	JEEP	PORSCHE	CAYENNE DIESEL 3.0L	2014	1.050	1,146,000,000	1,203,300,000
2129	102305 00083	JEEP	PORSCHE	CAYENNE GTS 4.8L AT	2015	1.050	2,297,000,000	2,411,850,000
2130	102305 00083	JEEP	PORSCHE	CAYENNE GTS 4.8L AT	2014	1.050	2,188,000,000	2,297,400,000
2131	102305 00084	JEEP	PORSCHE	CAYENNE S 3.0	2019	1.050	1,092,000,000	1,146,600,000

NO	KODING	JENIS	MEREK	TIPE	TH BUAT	BOBOT	NJKB	DP PKB
1	2	3	4	5	6	7	8	9
2132	102305 00084	JEEP	PORSCHE	CAYENNE S 3.0	2018	1.050	1,038,000,000	1,089,900,000
2133	102305 00085	JEEP	PORSCHE	CAYENNE S 4.5 A/T	2008	1.050	1,283,000,000	1,347,150,000
2134	102305 00085	JEEP	PORSCHE	CAYENNE S 4.5 A/T	2007	1.050	1,145,000,000	1,202,250,000
2135	102305 00085	JEEP	PORSCHE	CAYENNE S 4.5 A/T	2006	1.050	1,002,000,000	1,052,100,000
2136	102305 00085	JEEP	PORSCHE	CAYENNE S 4.5 A/T	2005	1.050	953,000,000	1,000,650,000
2137	102305 00085	JEEP	PORSCHE	CAYENNE S 4.5 A/T	2004	1.050	831,000,000	872,550,000
2138	102305 00085	JEEP	PORSCHE	CAYENNE S 4.5 A/T	2003	1.050	757,000,000	794,850,000
2139	102305 00086	JEEP	PORSCHE	CAYENNE S 4.5 TIPTRONIC	2005	1.050	1,451,000,000	1,523,550,000
2140	102305 00086	JEEP	PORSCHE	CAYENNE S 4.5 TIPTRONIC	2004	1.050	1,201,000,000	1,261,050,000
2141	102305 00086	JEEP	PORSCHE	CAYENNE S 4.5 TIPTRONIC	2003	1.050	1,036,000,000	1,087,800,000
2142	102305 00086	JEEP	PORSCHE	CAYENNE S 4.5 TIPTRONIC	2002	1.050	933,000,000	979,650,000
2143	102305 00087	JEEP	PORSCHE	CAYENNE S HYBRID	2011	1.050	1,688,000,000	1,772,400,000
2144	102305 00087	JEEP	PORSCHE	CAYENNE S HYBRID	2010	1.050	1,524,000,000	1,600,200,000
2145	102305 00088	JEEP	PORSCHE	CAYENNE S HYBRID 3.0L	2015	1.050	1,847,000,000	1,939,350,000
2146	102305 00088	JEEP	PORSCHE	CAYENNE S HYBRID 3.0L	2014	1.050	1,759,000,000	1,846,950,000
2147	102305 00089	JEEP	PORSCHE	CAYENNE S V6 3.2 TURBO TIPTRONIC	2005	1.050	1,206,000,000	1,266,300,000
2148	102305 00090	JEEP	PORSCHE	CAYENNE S V8 4.5 TURBO TIPTRONIC	2005	1.050	1,451,000,000	1,523,550,000
2149	102305 00091	JEEP	PORSCHE	CAYENNE TT 4.5 TIPTRONIC	2006	1.050	1,585,000,000	1,664,250,000
2150	102305 00091	JEEP	PORSCHE	CAYENNE TT 4.5 TIPTRONIC	2005	1.050	1,427,000,000	1,498,350,000
2151	102305 00091	JEEP	PORSCHE	CAYENNE TT 4.5 TIPTRONIC	2004	1.050	1,279,000,000	1,342,950,000
2152	102305 00091	JEEP	PORSCHE	CAYENNE TT 4.5 TIPTRONIC	2003	1.050	1,191,000,000	1,250,550,000
2153	102305 00091	JEEP	PORSCHE	CAYENNE TT 4.5 TIPTRONIC	2002	1.050	1,169,000,000	1,227,450,000
2154	102305 00093	JEEP	PORSCHE	CAYENNE TURBO 4.5 AT	2008	1.050	1,780,000,000	1,869,000,000
2155	102305 00093	JEEP	PORSCHE	CAYENNE TURBO 4.5 AT	2007	1.050	1,514,000,000	1,589,700,000
2156	102305 00093	JEEP	PORSCHE	CAYENNE TURBO 4.5 AT	2006	1.050	1,306,000,000	1,371,300,000
2157	102305 00093	JEEP	PORSCHE	CAYENNE TURBO 4.5 AT	2005	1.050	1,216,000,000	1,276,800,000
2158	102305 00093	JEEP	PORSCHE	CAYENNE TURBO 4.5 AT	2004	1.050	1,083,000,000	1,137,150,000
2159	102305 00093	JEEP	PORSCHE	CAYENNE TURBO 4.5 AT	2003	1.050	1,007,000,000	1,057,350,000
2160	102305 00092	JEEP	PORSCHE	CAYENNE TURBO 4.5 TIPTRONIC	2005	1.050	885,000,000	929,250,000
2161	102305 00092	JEEP	PORSCHE	CAYENNE TURBO 4.5 TIPTRONIC	2004	1.050	779,000,000	817,950,000
2162	102305 00092	JEEP	PORSCHE	CAYENNE TURBO 4.5 TIPTRONIC	2003	1.050	714,000,000	749,700,000
2163	102305 00094	JEEP	PORSCHE	CAYENNE TURBO 4.8 A/T	2008	1.050	1,954,000,000	2,051,700,000
2164	102305 00094	JEEP	PORSCHE	CAYENNE TURBO 4.8 A/T	2007	1.050	1,898,000,000	1,992,900,000
2165	102305 00095	JEEP	PORSCHE	CAYENNE TURBO 4.8L AT	2015	1.050	2,324,000,000	2,440,200,000
2166	102305 00095	JEEP	PORSCHE	CAYENNE TURBO 4.8L AT	2014	1.050	2,213,000,000	2,323,650,000
2167	102305 00096	JEEP	PORSCHE	CAYENNE V6 3.2 TIPTRONIC	2008	1.050	1,056,000,000	1,108,800,000
2168	102305 00096	JEEP	PORSCHE	CAYENNE V6 3.2 TIPTRONIC	2007	1.050	942,000,000	989,100,000
2169	102305 00096	JEEP	PORSCHE	CAYENNE V6 3.2 TIPTRONIC	2006	1.050	825,000,000	866,250,000
2170	102305 00096	JEEP	PORSCHE	CAYENNE V6 3.2 TIPTRONIC	2005	1.050	783,000,000	822,150,000
2171	102305 00096	JEEP	PORSCHE	CAYENNE V6 3.2 TIPTRONIC	2004	1.050	684,000,000	718,200,000
2172	102305 00097	JEEP	PORSCHE	MACAN 2.0 AT	2018	1.050	669,000,000	702,450,000
2173	102305 00098	JEEP	PORSCHE	MACAN 2.0L	2018	1.050	736,000,000	772,800,000
2174	102305 00098	JEEP	PORSCHE	MACAN 2.0L	2016	1.050	722,000,000	758,100,000
2175	102305 00099	JEEP	PORSCHE	MACAN 2.0L AT	2019	1.050	669,000,000	702,450,000
2176	102305 00099	JEEP	PORSCHE	MACAN 2.0L AT	2017	1.050	603,000,000	633,150,000
2177	102305 00100	JEEP	PORSCHE	MACAN GTS 3.0 AT	2018	1.050	973,000,000	1,021,650,000
2178	102305 00101	JEEP	PORSCHE	MACAN GTS 3.0L AT	2017	1.050	1,248,000,000	1,310,400,000
2179	102305 00102	JEEP	PORSCHE	MACAN S 3.0 AT	2018	1.050	852,000,000	894,600,000
2180	102305 00103	JEEP	PORSCHE	MACAN S 3.0L	2016	1.050	1,100,000,000	1,155,000,000
2181	102305 00104	JEEP	PORSCHE	MACAN S 3.0L AT	2019	1.050	852,000,000	894,600,000
2182	102305 00104	JEEP	PORSCHE	MACAN S 3.0L AT	2017	1.050	767,000,000	805,350,000
2183	102309 00001	JEEP	PUCH STEYER	PUCH STEYER	1980	1.050	6,500,000	6,825,000
2184	102313 00001	JEEP	RANGE ROVER	2.5	2003	1.050	423,000,000	444,150,000
2185	102313 00001	JEEP	RANGE ROVER	2,5	2002	1.050	415,000,000	435,750,000
2186	102313 00001	JEEP	RANGE ROVER	2,5	2001	1.050	407,000,000	427,350,000
2187	102313 00001	JEEP	RANGE ROVER	2,5	2000	1.050	399,000,000	418,950,000
2188	102313 00002	JEEP	RANGE ROVER	4.0	2003	1.050	575,000,000	603,750,000
2189	102313 00002	JEEP	RANGE ROVER	4.0	2002	1.050	532,000,000	558,600,000
2190	102313 00002	JEEP	RANGE ROVER	4.0	2001	1.050	492,000,000	516,600,000
2191	102313 00003	JEEP	RANGE ROVER	4.6/HSE	2003	1.050	590,000,000	619,500,000
2192	102313 00003	JEEP	RANGE ROVER	4.6/HSE	2002	1.050	546,000,000	573,300,000
2193	102313 00003	JEEP	RANGE ROVER	4.6/HSE	2001	1.050	504,000,000	529,200,000
2194	102313 00003	JEEP	RANGE ROVER	4.6/HSE	2000	1.050	475,000,000	498,750,000
2195	102313 00003	JEEP	RANGE ROVER	4.6/HSE	1999	1.050	376,000,000	394,800,000
2196	102313 00003	JEEP	RANGE ROVER	4.6/HSE	1998	1.050	261,000,000	274,050,000
2197	102313 00003	JEEP	RANGE ROVER	4.6/HSE	1997	1.050	231,000,000	242,550,000
2198	102313 00003	JEEP	RANGE ROVER	4.6/HSE	1996	1.050	218,000,000	228,900,000
2199	102313 00004	JEEP	RANGE ROVER	BUILT UP EKS KTT ASEAN 4600cc	1998	1.050	231,000,000	242,550,000
2200	102313 00004	JEEP	RANGE ROVER	BUILT UP EKS KTT ASEAN 4600cc	1997	1.050	203,000,000	213,150,000
2201	102313 00005	JEEP	RANGE ROVER	BUILT UP EKS SEA GAMES	1998	1.050	231,000,000	242,550,000
2202	102313 00006	JEEP	RANGE ROVER	RANGE ROVER	1996	1.050	350,000,000	367,500,000
2203	102313 00006	JEEP	RANGE ROVER	RANGE ROVER	1995	1.050	320,000,000	336,000,000
2204	102313 00006	JEEP	RANGE ROVER	RANGE ROVER	1994	1.050	305,000,000	320,250,000
2205	102313 00006	JEEP	RANGE ROVER	RANGE ROVER	1993	1.050	280,000,000	294,000,000
2206	102313 00006	JEEP	RANGE ROVER	RANGE ROVER	1992	1.050	260,000,000	273,000,000
2207	102313 00006	JEEP	RANGE ROVER	RANGE ROVER	1991	1.050	215,000,000	225,750,000
2208	102313 00006	JEEP	RANGE ROVER	RANGE ROVER	1990	1.050	180,000,000	189,000,000
2209	102313 00006	JEEP	RANGE ROVER	RANGE ROVER	1989	1.050	120,000,000	126,000,000
2210	102313 00006	JEEP	RANGE ROVER	RANGE ROVER	1988	1.050	95,000,000	99,750,000
2211	102313 00006	JEEP	RANGE ROVER	RANGE ROVER	1987	1.050	75,000,000	78,750,000
2212	102313 00006	JEEP	RANGE ROVER	RANGE ROVER	1986	1.050	65,000,000	68,250,000
2213	102313 00006	JEEP	RANGE ROVER	RANGE ROVER	1985	1.050	40,000,000	42,000,000
2214	102313 00006	JEEP	RANGE ROVER	RANGE ROVER	1984	1.050	35,000,000	36,750,000
2215	102313 00006	JEEP	RANGE ROVER	RANGE ROVER	1983	1.050	30,000,000	31,500,000
2216	102313 00006	JEEP	RANGE ROVER	RANGE ROVER	1982	1.050	25,000,000	26,250,000
2217	102313 00006	JEEP	RANGE ROVER	RANGE ROVER	1981	1.050	20,000,000	21,000,000
2218	102313 00006	JEEP	RANGE ROVER	RANGE ROVER	1980	1.050	15,000,000	15,750,000
2219	102313 00007	JEEP	RANGE ROVER	SALLPAM J3WA409520 / 4000cc	1996	1.050	350,000,000	367,500,000
2220	102351 00003	JEEP	SSANG YONG	KORANDO 662 TURBO DIESEL	2004	1.050	114,000,000	119,700,000

NO	KODING	JENIS	MERЕК	TIPE	TH BUAT	BOBOT	NJKB	DP PKB
1	2	3	4	5	6	7	8	9
2221	102351 00003	JEEP	SSANG YONG	KORANDO 662 TURBO DIESEL	2003	1.050	104,000,000	109,200,000
2222	102351 00003	JEEP	SSANG YONG	KORANDO 662 TURBO DIESEL	2002	1.050	102,000,000	107,100,000
2223	102351 00003	JEEP	SSANG YONG	KORANDO 662 TURBO DIESEL	2001	1.050	97,000,000	101,850,000
2224	102351 00004	JEEP	SSANG YONG	KORANDO E 23 AT	2004	1.050	118,000,000	123,900,000
2225	102351 00004	JEEP	SSANG YONG	KORANDO E 23 AT	2003	1.050	108,000,000	113,400,000
2226	102351 00004	JEEP	SSANG YONG	KORANDO E 23 AT	2002	1.050	104,000,000	109,200,000
2227	102351 00004	JEEP	SSANG YONG	KORANDO E 23 AT	2001	1.050	98,000,000	102,900,000
2228	102351 00004	JEEP	SSANG YONG	KORANDO E 23 AT	2000	1.050	90,000,000	94,500,000
2229	102351 00005	JEEP	SSANG YONG	MUSSO 2.3 TD (4x2)	2004	1.050	111,000,000	116,550,000
2230	102351 00005	JEEP	SSANG YONG	MUSSO 2.3 TD (4x2)	2003	1.050	102,000,000	107,100,000
2231	102351 00005	JEEP	SSANG YONG	MUSSO 2.3 TD (4x2)	2002	1.050	99,000,000	103,950,000
2232	102351 00005	JEEP	SSANG YONG	MUSSO 2.3 TD (4x2)	2001	1.050	94,000,000	98,700,000
2233	102351 00006	JEEP	SSANG YONG	MUSSO 661 TD 4x2 MT	2008	1.050	195,000,000	204,750,000
2234	102351 00006	JEEP	SSANG YONG	MUSSO 661 TD 4x2 MT	2007	1.050	171,000,000	179,550,000
2235	102351 00006	JEEP	SSANG YONG	MUSSO 661 TD 4x2 MT	2006	1.050	154,000,000	161,700,000
2236	102351 00006	JEEP	SSANG YONG	MUSSO 661 TD 4x2 MT	2005	1.050	146,000,000	153,300,000
2237	102351 00007	JEEP	SSANG YONG	MUSSO 661 TURBO DIESEL	2004	1.050	117,000,000	122,850,000
2238	102351 00007	JEEP	SSANG YONG	MUSSO 661 TURBO DIESEL	2003	1.050	107,000,000	112,350,000
2239	102351 00007	JEEP	SSANG YONG	MUSSO 661 TURBO DIESEL	2002	1.050	104,000,000	109,200,000
2240	102351 00007	JEEP	SSANG YONG	MUSSO 661 TURBO DIESEL	2001	1.050	102,000,000	107,100,000
2241	102351 00007	JEEP	SSANG YONG	MUSSO 661 TURBO DIESEL	2000	1.050	99,000,000	103,950,000
2242	102351 00010	JEEP	SSANG YONG	MUSSO/BOXER SG 320	2002	1.050	73,000,000	76,650,000
2243	102351 00010	JEEP	SSANG YONG	MUSSO/BOXER SG 320	2001	1.050	69,000,000	72,450,000
2244	102351 00010	JEEP	SSANG YONG	MUSSO/BOXER SG 320	2000	1.050	64,000,000	67,200,000
2245	102351 00010	JEEP	SSANG YONG	MUSSO/BOXER SG 320	1999	1.050	55,000,000	57,750,000
2246	102351 00010	JEEP	SSANG YONG	MUSSO/BOXER SG 320	1998	1.050	50,000,000	52,500,000
2247	102351 00010	JEEP	SSANG YONG	MUSSO/BOXER SG 320	1997	1.050	46,000,000	48,300,000
2248	102351 00008	JEEP	SSANG YONG	MUSSO E 23	2004	1.050	102,000,000	107,100,000
2249	102351 00008	JEEP	SSANG YONG	MUSSO E 23	2003	1.050	88,000,000	92,400,000
2250	102351 00008	JEEP	SSANG YONG	MUSSO E 23	2002	1.050	75,000,000	78,750,000
2251	102351 00008	JEEP	SSANG YONG	MUSSO E 23	2001	1.050	71,000,000	74,550,000
2252	102351 00008	JEEP	SSANG YONG	MUSSO E 23	2000	1.050	65,000,000	68,250,000
2253	102351 00009	JEEP	SSANG YONG	MUSSO E 32	2004	1.050	104,000,000	109,200,000
2254	102351 00009	JEEP	SSANG YONG	MUSSO E 32	2003	1.050	90,000,000	94,500,000
2255	102351 00009	JEEP	SSANG YONG	MUSSO E 32	2002	1.050	77,000,000	80,850,000
2256	102351 00009	JEEP	SSANG YONG	MUSSO E 32	2001	1.050	72,000,000	75,600,000
2257	102351 00009	JEEP	SSANG YONG	MUSSO E 32	2000	1.050	67,000,000	70,350,000
2258	102351 00011	JEEP	SSANG YONG	REXTON RX 230 DELUXE AT	2008	1.050	298,000,000	312,900,000
2259	102351 00011	JEEP	SSANG YONG	REXTON RX 230 DELUXE AT	2007	1.050	267,000,000	280,350,000
2260	102351 00011	JEEP	SSANG YONG	REXTON RX 230 DELUXE AT	2006	1.050	237,000,000	248,850,000
2261	102351 00011	JEEP	SSANG YONG	REXTON RX 230 DELUXE AT	2005	1.050	228,000,000	239,400,000
2262	102351 00011	JEEP	SSANG YONG	REXTON RX 230 DELUXE AT	2004	1.050	164,000,000	172,200,000
2263	102351 00011	JEEP	SSANG YONG	REXTON RX 230 DELUXE AT	2003	1.050	139,000,000	145,950,000
2264	102351 00011	JEEP	SSANG YONG	REXTON RX 230 DELUXE AT	2002	1.050	125,000,000	131,250,000
2265	102351 00012	JEEP	SSANG YONG	REXTON RX 230 MT	2004	1.050	136,000,000	142,800,000
2266	102351 00012	JEEP	SSANG YONG	REXTON RX 230 MT	2003	1.050	116,000,000	121,800,000
2267	102351 00012	JEEP	SSANG YONG	REXTON RX 230 MT	2002	1.050	104,000,000	109,200,000
2268	102351 00013	JEEP	SSANG YONG	REXTON RX 230 SPORTY AT	2008	1.050	334,000,000	350,700,000
2269	102351 00013	JEEP	SSANG YONG	REXTON RX 230 SPORTY AT	2007	1.050	300,000,000	315,000,000
2270	102351 00013	JEEP	SSANG YONG	REXTON RX 230 SPORTY AT	2006	1.050	263,000,000	276,150,000
2271	102351 00013	JEEP	SSANG YONG	REXTON RX 230 SPORTY AT	2005	1.050	251,000,000	263,550,000
2272	102351 00014	JEEP	SSANG YONG	REXTON RX 280	2004	1.050	104,000,000	109,200,000
2273	102351 00014	JEEP	SSANG YONG	REXTON RX 280	2003	1.050	92,000,000	96,600,000
2274	102351 00015	JEEP	SSANG YONG	REXTON RX 280 DELUXE AT	2005	1.050	249,000,000	261,450,000
2275	102351 00016	JEEP	SSANG YONG	REXTON RX 280 SPORTY AT	2008	1.050	360,000,000	378,000,000
2276	102351 00016	JEEP	SSANG YONG	REXTON RX 280 SPORTY AT	2007	1.050	324,000,000	340,200,000
2277	102351 00016	JEEP	SSANG YONG	REXTON RX 280 SPORTY AT	2006	1.050	287,000,000	301,350,000
2278	102351 00016	JEEP	SSANG YONG	REXTON RX 280 SPORTY AT	2005	1.050	276,000,000	289,800,000
2279	102351 00017	JEEP	SSANG YONG	REXTON RX 320	2004	1.050	106,000,000	111,300,000
2280	102351 00017	JEEP	SSANG YONG	REXTON RX 320	2003	1.050	93,000,000	97,650,000
2281	102351 00018	JEEP	SSANG YONG	RX 2.9	2002	1.050	153,000,000	160,650,000
2282	102356 00038	JEEP	SUBARU	FORESTER 2.0 AT	2005	1.050	153,000,000	160,650,000
2283	102356 00040	JEEP	SUBARU	FORESTER 2.0 L AT	2004	1.050	139,000,000	145,950,000
2284	102356 00040	JEEP	SUBARU	FORESTER 2.0 L AT	2003	1.050	128,000,000	134,400,000
2285	102356 00040	JEEP	SUBARU	FORESTER 2.0 L AT	2002	1.050	124,000,000	130,200,000
2286	102356 00039	JEEP	SUBARU	FORESTER 2.0 L (CBU)	2004	1.050	145,000,000	152,250,000
2287	102356 00039	JEEP	SUBARU	FORESTER 2.0 L (CBU)	2003	1.050	134,000,000	140,700,000
2288	102356 00039	JEEP	SUBARU	FORESTER 2.0 L (CBU)	2002	1.050	130,000,000	136,500,000
2289	102356 00039	JEEP	SUBARU	FORESTER 2.0 L (CBU)	2001	1.050	123,000,000	129,150,000
2290	102356 00041	JEEP	SUBARU	FORESTER 2.0 MT	2005	1.050	145,000,000	152,250,000
2291	102356 00044	JEEP	SUBARU	FORESTER 2.0X AWD 4 A/T 2000cc	2012	1.050	337,000,000	353,850,000
2292	102356 00042	JEEP	SUBARU	FORESTER 2.0 XT AWD CVT	2016	1.050	435,000,000	456,750,000
2293	102356 00043	JEEP	SUBARU	FORESTER 2.0 XT TURBO AT	2008	1.050	256,000,000	268,800,000
2294	102356 00043	JEEP	SUBARU	FORESTER 2.0 XT TURBO AT	2007	1.050	233,000,000	244,650,000
2295	102356 00043	JEEP	SUBARU	FORESTER 2.0 XT TURBO AT	2006	1.050	216,000,000	226,800,000
2296	102356 00043	JEEP	SUBARU	FORESTER 2.0 XT TURBO AT	2005	1.050	204,000,000	214,200,000
2297	102356 00045	JEEP	SUBARU	FORESTER 2.5 L AT	2004	1.050	169,000,000	177,450,000
2298	102356 00045	JEEP	SUBARU	FORESTER 2.5 L AT	2003	1.050	142,000,000	149,100,000
2299	102356 00045	JEEP	SUBARU	FORESTER 2.5 L AT	2002	1.050	139,000,000	145,950,000
2300	102356 00046	JEEP	SUBARU	FORESTER 2.5 L MT	2004	1.050	157,000,000	164,850,000
2301	102356 00046	JEEP	SUBARU	FORESTER 2.5 L MT	2003	1.050	137,000,000	143,850,000
2302	102356 00046	JEEP	SUBARU	FORESTER 2.5 L MT	2002	1.050	132,000,000	138,600,000
2303	102356 00047	JEEP	SUBARU	FORESTER 2.5 XT 4A/T	2011	1.050	499,000,000	523,950,000
2304	102356 00048	JEEP	SUBARU	FORESTER 2.5 XT TURBO	2008	1.050	307,000,000	322,350,000
2305	102356 00048	JEEP	SUBARU	FORESTER 2.5 XT TURBO	2007	1.050	280,000,000	294,000,000
2306	102356 00048	JEEP	SUBARU	FORESTER 2.5 XT TURBO	2006	1.050	258,000,000	270,900,000
2307	102356 00049	JEEP	SUBARU	NEW FORESTER 2.0 AT	2008	1.050	206,000,000	216,300,000
2308	102356 00049	JEEP	SUBARU	NEW FORESTER 2.0 AT	2007	1.050	187,000,000	196,350,000
2309	102356 00049	JEEP	SUBARU	NEW FORESTER 2.0 AT	2006	1.050	174,000,000	182,700,000

NO	KODING	JENIS	MERЕК	TIPE	TH BUAT	BOBOT	NJKB	DP PKB
1	2	3	4	5	6	7	8	9
2310	102356 00050	JEEP	SUBARU	NEW FORESTER 2.5 AT	2005	1.050	162,000,000	170,100,000
2311	102356 00051	JEEP	SUBARU	NEW FORESTER 2.5 MT	2005	1.050	153,000,000	160,650,000
2312	102356 00052	JEEP	SUBARU	TRIBECA 3.0	2010	1.050	847,000,000	889,350,000
2313	102356 00052	JEEP	SUBARU	TRIBECA 3.0	2009	1.050	635,000,000	666,750,000
2314	102356 00052	JEEP	SUBARU	TRIBECA 3.0	2008	1.050	549,000,000	576,450,000
2315	102356 00052	JEEP	SUBARU	TRIBECA 3.0	2007	1.050	385,000,000	404,250,000
2316	102364 00051	JEEP	SUZUKI	ESCUDO H 25	2000	1.050	125,000,000	131,250,000
2317	102364 00052	JEEP	SUZUKI	GRAND ESCUDO 2 WD (CBU)	2003	1.050	154,000,000	161,700,000
2318	102364 00052	JEEP	SUZUKI	GRAND ESCUDO 2 WD (CBU)	2002	1.050	147,000,000	154,350,000
2319	102364 00052	JEEP	SUZUKI	GRAND ESCUDO 2 WD (CBU)	2001	1.050	141,000,000	148,050,000
2320	102364 00052	JEEP	SUZUKI	GRAND ESCUDO 2 WD (CBU)	2000	1.050	82,000,000	86,100,000
2321	102364 00052	JEEP	SUZUKI	GRAND ESCUDO 2 WD (CBU)	1999	1.050	79,000,000	82,950,000
2322	102364 00052	JEEP	SUZUKI	GRAND ESCUDO 2 WD (CBU)	1998	1.050	76,000,000	79,800,000
2323	102364 00052	JEEP	SUZUKI	GRAND ESCUDO 2 WD (CBU)	1997	1.050	71,000,000	74,550,000
2324	102364 00052	JEEP	SUZUKI	GRAND ESCUDO 2 WD (CBU)	1996	1.050	64,000,000	67,200,000
2325	102364 00052	JEEP	SUZUKI	GRAND ESCUDO 2 WD (CBU)	1995	1.050	61,000,000	64,050,000
2326	102364 00052	JEEP	SUZUKI	GRAND ESCUDO 2 WD (CBU)	1994	1.050	57,000,000	59,850,000
2327	102364 00053	JEEP	SUZUKI	GRAND VITARA 4 WD AT (CBU)	2003	1.050	200,000,000	210,000,000
2328	102364 00053	JEEP	SUZUKI	GRAND VITARA 4 WD AT (CBU)	2002	1.050	190,000,000	199,500,000
2329	102364 00053	JEEP	SUZUKI	GRAND VITARA 4 WD AT (CBU)	2001	1.050	181,000,000	190,050,000
2330	102364 00053	JEEP	SUZUKI	GRAND VITARA 4 WD AT (CBU)	2000	1.050	175,000,000	183,750,000
2331	102364 00054	JEEP	SUZUKI	GRAND VITARA DIESEL 4 WD (CBU)	2003	1.050	187,000,000	196,350,000
2332	102364 00054	JEEP	SUZUKI	GRAND VITARA DIESEL 4 WD (CBU)	2002	1.050	179,000,000	187,950,000
2333	102364 00054	JEEP	SUZUKI	GRAND VITARA DIESEL 4 WD (CBU)	2001	1.050	170,000,000	178,500,000
2334	102364 00054	JEEP	SUZUKI	GRAND VITARA DIESEL 4 WD (CBU)	2000	1.050	165,000,000	173,250,000
2335	102364 00055	JEEP	SUZUKI	JA625 W / GRAND ESCUDO XL-7 AT	2007	1.050	172,000,000	180,600,000
2336	102364 00055	JEEP	SUZUKI	JA625 W / GRAND ESCUDO XL-7 AT	2006	1.050	163,000,000	171,150,000
2337	102364 00055	JEEP	SUZUKI	JA625 W / GRAND ESCUDO XL-7 AT	2005	1.050	154,000,000	161,700,000
2338	102364 00055	JEEP	SUZUKI	JA625 W / GRAND ESCUDO XL-7 AT	2004	1.050	139,000,000	145,950,000
2339	102364 00055	JEEP	SUZUKI	JA625 W / GRAND ESCUDO XL-7 AT	2003	1.050	128,000,000	134,400,000
2340	102364 00056	JEEP	SUZUKI	JA625 W / GRAND ESCUDO XL-7 MT	2007	1.050	166,000,000	174,300,000
2341	102364 00056	JEEP	SUZUKI	JA625 W / GRAND ESCUDO XL-7 MT	2006	1.050	154,000,000	161,700,000
2342	102364 00056	JEEP	SUZUKI	JA625 W / GRAND ESCUDO XL-7 MT	2005	1.050	146,000,000	153,300,000
2343	102364 00056	JEEP	SUZUKI	JA625 W / GRAND ESCUDO XL-7 MT	2004	1.050	132,000,000	138,600,000
2344	102364 00056	JEEP	SUZUKI	JA625 W / GRAND ESCUDO XL-7 MT	2003	1.050	123,000,000	129,150,000
2345	102364 00057	JEEP	SUZUKI	JB 420-GRAND VITARA JLX AT	2012	1.050	235,000,000	246,750,000
2346	102364 00057	JEEP	SUZUKI	JB 420-GRAND VITARA JLX AT	2011	1.050	234,000,000	245,700,000
2347	102364 00057	JEEP	SUZUKI	JB 420-GRAND VITARA JLX AT	2010	1.050	225,000,000	236,250,000
2348	102364 00057	JEEP	SUZUKI	JB 420-GRAND VITARA JLX AT	2009	1.050	197,000,000	206,850,000
2349	102364 00057	JEEP	SUZUKI	JB 420-GRAND VITARA JLX AT	2008	1.050	173,000,000	181,650,000
2350	102364 00057	JEEP	SUZUKI	JB 420-GRAND VITARA JLX AT	2007	1.050	163,000,000	171,150,000
2351	102364 00057	JEEP	SUZUKI	JB 420-GRAND VITARA JLX AT	2006	1.050	151,000,000	158,550,000
2352	102364 00058	JEEP	SUZUKI	JB 420-GRAND VITARA JLX MT	2012	1.050	237,000,000	248,850,000
2353	102364 00058	JEEP	SUZUKI	JB 420-GRAND VITARA JLX MT	2011	1.050	225,000,000	236,250,000
2354	102364 00058	JEEP	SUZUKI	JB 420-GRAND VITARA JLX MT	2010	1.050	217,000,000	227,850,000
2355	102364 00058	JEEP	SUZUKI	JB 420-GRAND VITARA JLX MT	2009	1.050	187,000,000	196,350,000
2356	102364 00058	JEEP	SUZUKI	JB 420-GRAND VITARA JLX MT	2008	1.050	164,000,000	172,200,000
2357	102364 00058	JEEP	SUZUKI	JB 420-GRAND VITARA JLX MT	2007	1.050	147,000,000	154,350,000
2358	102364 00058	JEEP	SUZUKI	JB 420-GRAND VITARA JLX MT	2006	1.050	136,000,000	142,800,000
2359	102364 00059	JEEP	SUZUKI	JB 420-GRAND VITARA JX MT CKD	2012	1.050	209,000,000	219,450,000
2360	102364 00059	JEEP	SUZUKI	JB 420-GRAND VITARA JX MT CKD	2011	1.050	208,000,000	218,400,000
2361	102364 00059	JEEP	SUZUKI	JB 420-GRAND VITARA JX MT CKD	2010	1.050	199,000,000	208,950,000
2362	102364 00059	JEEP	SUZUKI	JB 420-GRAND VITARA JX MT CKD	2009	1.050	172,000,000	180,600,000
2363	102364 00059	JEEP	SUZUKI	JB 420-GRAND VITARA JX MT CKD	2008	1.050	149,000,000	156,450,000
2364	102364 00059	JEEP	SUZUKI	JB 420-GRAND VITARA JX MT CKD	2007	1.050	137,000,000	143,850,000
2365	102364 00059	JEEP	SUZUKI	JB 420-GRAND VITARA JX MT CKD	2006	1.050	127,000,000	133,350,000
2366	102364 00062	JEEP	SUZUKI	JB 424-GRAND VITARA A/T	2012	1.050	253,000,000	265,650,000
2367	102364 00062	JEEP	SUZUKI	JB 424-GRAND VITARA A/T	2011	1.050	252,000,000	264,600,000
2368	102364 00062	JEEP	SUZUKI	JB 424-GRAND VITARA A/T	2010	1.050	249,000,000	261,450,000
2369	102364 00062	JEEP	SUZUKI	JB 424-GRAND VITARA A/T	2009	1.050	213,000,000	223,650,000
2370	102364 00062	JEEP	SUZUKI	JB 424-GRAND VITARA A/T	2008	1.050	185,000,000	194,250,000
2371	102364 00063	JEEP	SUZUKI	JB 424-GRAND VITARA M/T	2012	1.050	244,000,000	256,200,000
2372	102364 00063	JEEP	SUZUKI	JB 424-GRAND VITARA M/T	2011	1.050	243,000,000	255,150,000
2373	102364 00063	JEEP	SUZUKI	JB 424-GRAND VITARA M/T	2010	1.050	236,000,000	247,800,000
2374	102364 00063	JEEP	SUZUKI	JB 424-GRAND VITARA M/T	2009	1.050	202,000,000	212,100,000
2375	102364 00063	JEEP	SUZUKI	JB 424-GRAND VITARA M/T	2008	1.050	176,000,000	184,800,000
2376	102364 00060	JEEP	SUZUKI	JB 424 W (4X2) A/T	2019	1.050	295,000,000	309,750,000
2377	102364 00060	JEEP	SUZUKI	JB 424 W (4X2) A/T	2018	1.050	281,000,000	295,050,000
2378	102364 00060	JEEP	SUZUKI	JB 424 W (4X2) A/T	2017	1.050	267,000,000	280,350,000
2379	102364 00060	JEEP	SUZUKI	JB 424 W (4X2) A/T	2016	1.050	254,000,000	266,700,000
2380	102364 00060	JEEP	SUZUKI	JB 424 W (4X2) A/T	2015	1.050	242,000,000	254,100,000
2381	102364 00060	JEEP	SUZUKI	JB 424 W (4X2) A/T	2014	1.050	230,000,000	241,500,000
2382	102364 00060	JEEP	SUZUKI	JB 424 W (4X2) A/T	2013	1.050	219,000,000	229,950,000
2383	102364 00061	JEEP	SUZUKI	JB 424 W (4X2) M/T	2019	1.050	286,000,000	300,300,000
2384	102364 00061	JEEP	SUZUKI	JB 424 W (4X2) M/T	2018	1.050	272,000,000	285,600,000
2385	102364 00061	JEEP	SUZUKI	JB 424 W (4X2) M/T	2017	1.050	259,000,000	271,950,000
2386	102364 00061	JEEP	SUZUKI	JB 424 W (4X2) M/T	2016	1.050	247,000,000	259,350,000
2387	102364 00061	JEEP	SUZUKI	JB 424 W (4X2) M/T	2015	1.050	235,000,000	246,750,000
2388	102364 00061	JEEP	SUZUKI	JB 424 W (4X2) M/T	2014	1.050	224,000,000	235,200,000
2389	102364 00061	JEEP	SUZUKI	JB 424 W (4X2) M/T	2013	1.050	213,000,000	223,650,000
2390	102364 00061	JEEP	SUZUKI	JB 424 W (4X2) M/T	2012	1.050	203,000,000	213,150,000
2391	102364 00064	JEEP	SUZUKI	JIMNY 1.3 AT 4X4 3 DRS	2012	1.050	177,000,000	185,850,000
2392	102364 00064	JEEP	SUZUKI	JIMNY 1.3 AT 4X4 3 DRS	2011	1.050	173,000,000	181,650,000
2393	102364 00065	JEEP	SUZUKI	JIMNY 729/800cc / LJ 80 V CANVASTOP	1984	1.050	17,000,000	17,850,000
2394	102364 00065	JEEP	SUZUKI	JIMNY 729/800cc / LJ 80 V CANVASTOP	1983	1.050	16,000,000	16,800,000
2395	102364 00065	JEEP	SUZUKI	JIMNY 729/800cc / LJ 80 V CANVASTOP	1982	1.050	15,000,000	15,750,000
2396	102364 00065	JEEP	SUZUKI	JIMNY 729/800cc / LJ 80 V CANVASTOP	1981	1.050	14,000,000	14,700,000
2397	102364 00065	JEEP	SUZUKI	JIMNY 729/800cc / LJ 80 V CANVASTOP	1980	1.050	11,000,000	11,550,000
2398	102364 00065	JEEP	SUZUKI	JIMNY 729/800cc / LJ 80 V CANVASTOP	1979	1.050	11,000,000	11,550,000

NO	KODING	JENIS	MERЕК	TIPE	TH BUAT	BOBOT	NJKB	DP PKB
1	2	3	4	5	6	7	8	9
2399	102364 00066	JEEP	SUZUKI	JIMNY 729/800cc / LJ 80 V HARDTOP	1985	1.050	18,000,000	18,900,000
2400	102364 00066	JEEP	SUZUKI	JIMNY 729/800cc / LJ 80 V HARDTOP	1984	1.050	17,000,000	17,850,000
2401	102364 00066	JEEP	SUZUKI	JIMNY 729/800cc / LJ 80 V HARDTOP	1983	1.050	16,000,000	16,800,000
2402	102364 00066	JEEP	SUZUKI	JIMNY 729/800cc / LJ 80 V HARDTOP	1982	1.050	15,000,000	15,750,000
2403	102364 00066	JEEP	SUZUKI	JIMNY 729/800cc / LJ 80 V HARDTOP	1981	1.050	14,000,000	14,700,000
2404	102364 00066	JEEP	SUZUKI	JIMNY 729/800cc / LJ 80 V HARDTOP	1980	1.050	11,000,000	11,550,000
2405	102364 00066	JEEP	SUZUKI	JIMNY 729/800cc / LJ 80 V HARDTOP	1979	1.050	11,000,000	11,550,000
2406	102364 00067	JEEP	SUZUKI	JIMNY KATANA LONG	1992	1.050	26,000,000	27,300,000
2407	102364 00067	JEEP	SUZUKI	JIMNY KATANA LONG	1991	1.050	24,000,000	25,200,000
2408	102364 00067	JEEP	SUZUKI	JIMNY KATANA LONG	1990	1.050	21,000,000	22,050,000
2409	102364 00067	JEEP	SUZUKI	JIMNY KATANA LONG	1989	1.050	20,000,000	21,000,000
2410	102364 00067	JEEP	SUZUKI	JIMNY KATANA LONG	1988	1.050	19,000,000	19,950,000
2411	102364 00067	JEEP	SUZUKI	JIMNY KATANA LONG	1987	1.050	18,000,000	18,900,000
2412	102364 00068	JEEP	SUZUKI	JIMNY SIERA	1987	1.050	21,000,000	22,050,000
2413	102364 00068	JEEP	SUZUKI	JIMNY SIERA	1986	1.050	20,000,000	21,000,000
2414	102364 00068	JEEP	SUZUKI	JIMNY SIERA	1985	1.050	18,000,000	18,900,000
2415	102364 00068	JEEP	SUZUKI	JIMNY SIERA	1984	1.050	17,500,000	18,375,000
2416	102364 00069	JEEP	SUZUKI	JIMNY SUPER 1000 CANVASTOP	1985	1.050	19,000,000	19,950,000
2417	102364 00069	JEEP	SUZUKI	JIMNY SUPER 1000 CANVASTOP	1984	1.050	18,500,000	19,425,000
2418	102364 00069	JEEP	SUZUKI	JIMNY SUPER 1000 CANVASTOP	1983	1.050	18,000,000	18,900,000
2419	102364 00069	JEEP	SUZUKI	JIMNY SUPER 1000 CANVASTOP	1982	1.050	16,000,000	16,800,000
2420	102364 00070	JEEP	SUZUKI	JIMNY SUPER 1000 HARDTOP	1994	1.050	35,000,000	36,750,000
2421	102364 00070	JEEP	SUZUKI	JIMNY SUPER 1000 HARDTOP	1993	1.050	33,000,000	34,650,000
2422	102364 00070	JEEP	SUZUKI	JIMNY SUPER 1000 HARDTOP	1992	1.050	30,000,000	31,500,000
2423	102364 00070	JEEP	SUZUKI	JIMNY SUPER 1000 HARDTOP	1991	1.050	29,000,000	30,450,000
2424	102364 00070	JEEP	SUZUKI	JIMNY SUPER 1000 HARDTOP	1990	1.050	26,000,000	27,300,000
2425	102364 00070	JEEP	SUZUKI	JIMNY SUPER 1000 HARDTOP	1989	1.050	25,000,000	26,250,000
2426	102364 00070	JEEP	SUZUKI	JIMNY SUPER 1000 HARDTOP	1988	1.050	23,000,000	24,150,000
2427	102364 00070	JEEP	SUZUKI	JIMNY SUPER 1000 HARDTOP	1987	1.050	21,000,000	22,050,000
2428	102364 00070	JEEP	SUZUKI	JIMNY SUPER 1000 HARDTOP	1986	1.050	20,000,000	21,000,000
2429	102364 00070	JEEP	SUZUKI	JIMNY SUPER 1000 HARDTOP	1985	1.050	19,000,000	19,950,000
2430	102364 00070	JEEP	SUZUKI	JIMNY SUPER 1000 HARDTOP	1984	1.050	18,500,000	19,425,000
2431	102364 00070	JEEP	SUZUKI	JIMNY SUPER 1000 HARDTOP	1983	1.050	18,000,000	18,900,000
2432	102364 00070	JEEP	SUZUKI	JIMNY SUPER 1000 HARDTOP	1982	1.050	16,000,000	16,800,000
2433	102364 00071	JEEP	SUZUKI	KATANA 4 WD 1000cc	1994	1.050	35,000,000	36,750,000
2434	102364 00071	JEEP	SUZUKI	KATANA 4 WD 1000cc	1993	1.050	33,000,000	34,650,000
2435	102364 00071	JEEP	SUZUKI	KATANA 4 WD 1000cc	1992	1.050	30,000,000	31,500,000
2436	102364 00071	JEEP	SUZUKI	KATANA 4 WD 1000cc	1991	1.050	29,000,000	30,450,000
2437	102364 00071	JEEP	SUZUKI	KATANA 4 WD 1000cc	1990	1.050	26,000,000	27,300,000
2438	102364 00071	JEEP	SUZUKI	KATANA 4 WD 1000cc	1989	1.050	25,000,000	26,250,000
2439	102364 00071	JEEP	SUZUKI	KATANA 4 WD 1000cc	1988	1.050	23,000,000	24,150,000
2440	102364 00071	JEEP	SUZUKI	KATANA 4 WD 1000cc	1987	1.050	21,000,000	22,050,000
2441	102364 00071	JEEP	SUZUKI	KATANA 4 WD 1000cc	1986	1.050	20,000,000	21,000,000
2442	102364 00071	JEEP	SUZUKI	KATANA 4 WD 1000cc	1985	1.050	19,000,000	19,950,000
2443	102364 00071	JEEP	SUZUKI	KATANA 4 WD 1000cc	1984	1.050	18,500,000	19,425,000
2444	102364 00071	JEEP	SUZUKI	KATANA 4 WD 1000cc	1983	1.050	18,000,000	18,900,000
2445	102364 00071	JEEP	SUZUKI	KATANA 4 WD 1000cc	1982	1.050	16,000,000	16,800,000
2446	102364 00072	JEEP	SUZUKI	KATANA LONG 2WD GX	2000	1.050	52,000,000	54,600,000
2447	102364 00072	JEEP	SUZUKI	KATANA LONG 2WD GX	1999	1.050	48,000,000	50,400,000
2448	102364 00072	JEEP	SUZUKI	KATANA LONG 2WD GX	1998	1.050	40,000,000	42,000,000
2449	102364 00072	JEEP	SUZUKI	KATANA LONG 2WD GX	1997	1.050	39,000,000	40,950,000
2450	102364 00072	JEEP	SUZUKI	KATANA LONG 2WD GX	1996	1.050	36,000,000	37,800,000
2451	102364 00072	JEEP	SUZUKI	KATANA LONG 2WD GX	1995	1.050	33,000,000	34,650,000
2452	102364 00072	JEEP	SUZUKI	KATANA LONG 2WD GX	1994	1.050	31,000,000	32,550,000
2453	102364 00072	JEEP	SUZUKI	KATANA LONG 2WD GX	1993	1.050	30,000,000	31,500,000
2454	102364 00072	JEEP	SUZUKI	KATANA LONG 2WD GX	1992	1.050	29,000,000	30,450,000
2455	102364 00072	JEEP	SUZUKI	KATANA LONG 2WD GX	1991	1.050	28,000,000	29,400,000
2456	102364 00072	JEEP	SUZUKI	KATANA LONG 2WD GX	1990	1.050	27,000,000	28,350,000
2457	102364 00072	JEEP	SUZUKI	KATANA LONG 2WD GX	1989	1.050	26,000,000	27,300,000
2458	102364 00073	JEEP	SUZUKI	KATANA SHORT 2WD	1992	1.050	30,000,000	31,500,000
2459	102364 00073	JEEP	SUZUKI	KATANA SHORT 2WD	1991	1.050	28,000,000	29,400,000
2460	102364 00073	JEEP	SUZUKI	KATANA SHORT 2WD	1990	1.050	25,000,000	26,250,000
2461	102364 00073	JEEP	SUZUKI	KATANA SHORT 2WD	1989	1.050	24,000,000	25,200,000
2462	102364 00073	JEEP	SUZUKI	KATANA SHORT 2WD	1988	1.050	23,000,000	24,150,000
2463	102364 00073	JEEP	SUZUKI	KATANA SHORT 2WD	1987	1.050	21,000,000	22,050,000
2464	102364 00073	JEEP	SUZUKI	KATANA SHORT 2WD	1986	1.050	20,000,000	21,000,000
2465	102364 00073	JEEP	SUZUKI	KATANA SHORT 2WD	1985	1.050	18,000,000	18,900,000
2466	102364 00073	JEEP	SUZUKI	KATANA SHORT 2WD	1984	1.050	17,000,000	17,850,000
2467	102364 00073	JEEP	SUZUKI	KATANA SHORT 2WD	1983	1.050	16,000,000	16,800,000
2468	102364 00074	JEEP	SUZUKI	KATANA SHORT 2WD GX	2008	1.050	73,000,000	76,650,000
2469	102364 00074	JEEP	SUZUKI	KATANA SHORT 2WD GX	2007	1.050	70,000,000	73,500,000
2470	102364 00074	JEEP	SUZUKI	KATANA SHORT 2WD GX	2006	1.050	67,000,000	70,350,000
2471	102364 00074	JEEP	SUZUKI	KATANA SHORT 2WD GX	2005	1.050	65,000,000	68,250,000
2472	102364 00074	JEEP	SUZUKI	KATANA SHORT 2WD GX	2004	1.050	61,000,000	64,050,000
2473	102364 00074	JEEP	SUZUKI	KATANA SHORT 2WD GX	2003	1.050	58,000,000	60,900,000
2474	102364 00074	JEEP	SUZUKI	KATANA SHORT 2WD GX	2002	1.050	56,000,000	58,800,000
2475	102364 00074	JEEP	SUZUKI	KATANA SHORT 2WD GX	2001	1.050	54,000,000	56,700,000
2476	102364 00074	JEEP	SUZUKI	KATANA SHORT 2WD GX	2000	1.050	50,000,000	52,500,000
2477	102364 00074	JEEP	SUZUKI	KATANA SHORT 2WD GX	1999	1.050	45,000,000	47,250,000
2478	102364 00074	JEEP	SUZUKI	KATANA SHORT 2WD GX	1998	1.050	43,000,000	45,150,000
2479	102364 00074	JEEP	SUZUKI	KATANA SHORT 2WD GX	1997	1.050	40,000,000	42,000,000
2480	102364 00074	JEEP	SUZUKI	KATANA SHORT 2WD GX	1996	1.050	39,000,000	40,950,000
2481	102364 00074	JEEP	SUZUKI	KATANA SHORT 2WD GX	1995	1.050	37,000,000	38,850,000
2482	102364 00074	JEEP	SUZUKI	KATANA SHORT 2WD GX	1994	1.050	35,000,000	36,750,000
2483	102364 00074	JEEP	SUZUKI	KATANA SHORT 2WD GX	1993	1.050	33,000,000	34,650,000
2484	102364 00075	JEEP	SUZUKI	KATANA STD/DX SHORT 2WD	2005	1.050	61,000,000	64,050,000
2485	102364 00075	JEEP	SUZUKI	KATANA STD/DX SHORT 2WD	2004	1.050	54,000,000	56,700,000
2486	102364 00075	JEEP	SUZUKI	KATANA STD/DX SHORT 2WD	2003	1.050	51,000,000	53,550,000
2487	102364 00075	JEEP	SUZUKI	KATANA STD/DX SHORT 2WD	2002	1.050	48,000,000	50,400,000

NO	KODING	JENIS	MERЕК	TIPE	TH BUAT	BOBOT	NJKB	DP PKB
1	2	3	4	5	6	7	8	9
2488	102364 00075	JEEP	SUZUKI	KATANA STD/DX SHORT 2WD	2001	1.050	45,000,000	47,250,000
2489	102364 00075	JEEP	SUZUKI	KATANA STD/DX SHORT 2WD	2000	1.050	42,000,000	44,100,000
2490	102364 00075	JEEP	SUZUKI	KATANA STD/DX SHORT 2WD	1999	1.050	39,000,000	40,950,000
2491	102364 00075	JEEP	SUZUKI	KATANA STD/DX SHORT 2WD	1998	1.050	38,000,000	39,900,000
2492	102364 00075	JEEP	SUZUKI	KATANA STD/DX SHORT 2WD	1997	1.050	36,000,000	37,800,000
2493	102364 00075	JEEP	SUZUKI	KATANA STD/DX SHORT 2WD	1996	1.050	34,000,000	35,700,000
2494	102364 00075	JEEP	SUZUKI	KATANA STD/DX SHORT 2WD	1995	1.050	32,000,000	33,600,000
2495	102364 00075	JEEP	SUZUKI	KATANA STD/DX SHORT 2WD	1994	1.050	30,000,000	31,500,000
2496	102364 00075	JEEP	SUZUKI	KATANA STD/DX SHORT 2WD	1993	1.050	29,000,000	30,450,000
2497	102364 00076	JEEP	SUZUKI	NEW JIMNY 1.3 AT (CBU)	2003	1.050	135,000,000	141,750,000
2498	102364 00076	JEEP	SUZUKI	NEW JIMNY 1.3 AT (CBU)	2002	1.050	129,000,000	135,450,000
2499	102364 00076	JEEP	SUZUKI	NEW JIMNY 1.3 AT (CBU)	2001	1.050	122,000,000	128,100,000
2500	102364 00076	JEEP	SUZUKI	NEW JIMNY 1.3 AT (CBU)	2000	1.050	119,000,000	124,950,000
2501	102364 00077	JEEP	SUZUKI	NEW JIMNY 1.3 M/T (CBU)	2004	1.050	136,000,000	142,800,000
2502	102364 00077	JEEP	SUZUKI	NEW JIMNY 1.3 M/T (CBU)	2003	1.050	128,000,000	134,400,000
2503	102364 00077	JEEP	SUZUKI	NEW JIMNY 1.3 M/T (CBU)	2002	1.050	121,000,000	127,050,000
2504	102364 00077	JEEP	SUZUKI	NEW JIMNY 1.3 M/T (CBU)	2001	1.050	116,000,000	121,800,000
2505	102364 00077	JEEP	SUZUKI	NEW JIMNY 1.3 M/T (CBU)	2000	1.050	112,000,000	117,600,000
2506	102364 00078	JEEP	SUZUKI	SANTANA	1989	1.050	20,000,000	21,000,000
2507	102364 00078	JEEP	SUZUKI	SANTANA	1988	1.050	19,000,000	19,950,000
2508	102364 00078	JEEP	SUZUKI	SANTANA	1987	1.050	17,000,000	17,850,000
2509	102364 00080	JEEP	SUZUKI	SB 416 / 2 WD / ESCUDO/BRAVO 1590cc	2005	1.050	102,000,000	107,100,000
2510	102364 00080	JEEP	SUZUKI	SB 416 / 2 WD / ESCUDO/BRAVO 1590cc	2004	1.050	97,000,000	101,850,000
2511	102364 00080	JEEP	SUZUKI	SB 416 / 2 WD / ESCUDO/BRAVO 1590cc	2003	1.050	92,000,000	96,600,000
2512	102364 00080	JEEP	SUZUKI	SB 416 / 2 WD / ESCUDO/BRAVO 1590cc	2002	1.050	88,000,000	92,400,000
2513	102364 00080	JEEP	SUZUKI	SB 416 / 2 WD / ESCUDO/BRAVO 1590cc	2001	1.050	84,000,000	88,200,000
2514	102364 00080	JEEP	SUZUKI	SB 416 / 2 WD / ESCUDO/BRAVO 1590cc	2000	1.050	82,000,000	86,100,000
2515	102364 00080	JEEP	SUZUKI	SB 416 / 2 WD / ESCUDO/BRAVO 1590cc	1999	1.050	74,000,000	77,700,000
2516	102364 00080	JEEP	SUZUKI	SB 416 / 2 WD / ESCUDO/BRAVO 1590cc	1998	1.050	69,000,000	72,450,000
2517	102364 00080	JEEP	SUZUKI	SB 416 / 2 WD / ESCUDO/BRAVO 1590cc	1997	1.050	65,000,000	68,250,000
2518	102364 00080	JEEP	SUZUKI	SB 416 / 2 WD / ESCUDO/BRAVO 1590cc	1996	1.050	62,000,000	65,100,000
2519	102364 00080	JEEP	SUZUKI	SB 416 / 2 WD / ESCUDO/BRAVO 1590cc	1995	1.050	59,000,000	61,950,000
2520	102364 00080	JEEP	SUZUKI	SB 416 / 2 WD / ESCUDO/BRAVO 1590cc	1994	1.050	55,000,000	57,750,000
2521	102364 00081	JEEP	SUZUKI	SB 416-2 WD / SIDEKICK 1590cc	2003	1.050	74,000,000	77,700,000
2522	102364 00081	JEEP	SUZUKI	SB 416-2 WD / SIDEKICK 1590cc	2002	1.050	69,000,000	72,450,000
2523	102364 00081	JEEP	SUZUKI	SB 416-2 WD / SIDEKICK 1590cc	2001	1.050	65,000,000	68,250,000
2524	102364 00081	JEEP	SUZUKI	SB 416-2 WD / SIDEKICK 1590cc	2000	1.050	63,000,000	66,150,000
2525	102364 00081	JEEP	SUZUKI	SB 416-2 WD / SIDEKICK 1590cc	1999	1.050	57,000,000	59,850,000
2526	102364 00081	JEEP	SUZUKI	SB 416-2 WD / SIDEKICK 1590cc	1998	1.050	54,000,000	56,700,000
2527	102364 00081	JEEP	SUZUKI	SB 416-2 WD / SIDEKICK 1590cc	1997	1.050	52,000,000	54,600,000
2528	102364 00081	JEEP	SUZUKI	SB 416-2 WD / SIDEKICK 1590cc	1996	1.050	49,000,000	51,450,000
2529	102364 00081	JEEP	SUZUKI	SB 416-2 WD / SIDEKICK 1590cc	1995	1.050	47,000,000	49,350,000
2530	102364 00079	JEEP	SUZUKI	SB 416 - 2 WD / SIDEKICK DRAG ONE	2003	1.050	81,000,000	85,050,000
2531	102364 00079	JEEP	SUZUKI	SB 416 - 2 WD / SIDEKICK DRAG ONE	2002	1.050	79,000,000	82,950,000
2532	102364 00079	JEEP	SUZUKI	SB 416 - 2 WD / SIDEKICK DRAG ONE	2001	1.050	76,000,000	79,800,000
2533	102364 00079	JEEP	SUZUKI	SB 416 - 2 WD / SIDEKICK DRAG ONE	2000	1.050	73,000,000	76,650,000
2534	102364 00079	JEEP	SUZUKI	SB 416 - 2 WD / SIDEKICK DRAG ONE	1999	1.050	64,000,000	67,200,000
2535	102364 00079	JEEP	SUZUKI	SB 416 - 2 WD / SIDEKICK DRAG ONE	1998	1.050	60,000,000	63,000,000
2536	102364 00079	JEEP	SUZUKI	SB 416 - 2 WD / SIDEKICK DRAG ONE	1997	1.050	56,000,000	58,800,000
2537	102364 00082	JEEP	SUZUKI	SE 416-ESCUDO 1.6	2007	1.050	113,000,000	118,650,000
2538	102364 00082	JEEP	SUZUKI	SE 416-ESCUDO 1.6	2006	1.050	105,000,000	110,250,000
2539	102364 00082	JEEP	SUZUKI	SE 416-ESCUDO 1.6	2005	1.050	99,000,000	103,950,000
2540	102364 00082	JEEP	SUZUKI	SE 416-ESCUDO 1.6	2004	1.050	90,000,000	94,500,000
2541	102364 00082	JEEP	SUZUKI	SE 416-ESCUDO 1.6	2003	1.050	83,000,000	87,150,000
2542	102364 00082	JEEP	SUZUKI	SE 416-ESCUDO 1.6	2000	1.050	81,000,000	85,050,000
2543	102364 00082	JEEP	SUZUKI	SE 416-ESCUDO 1.6	1999	1.050	79,000,000	82,950,000
2544	102364 00082	JEEP	SUZUKI	SE 416-ESCUDO 1.6	1998	1.050	77,000,000	80,850,000
2545	102364 00082	JEEP	SUZUKI	SE 416-ESCUDO 1.6	1997	1.050	75,000,000	78,750,000
2546	102364 00082	JEEP	SUZUKI	SE 416-ESCUDO 1.6	1996	1.050	74,000,000	77,700,000
2547	102364 00082	JEEP	SUZUKI	SE 416-ESCUDO 1.6	1995	1.050	71,000,000	74,550,000
2548	102364 00083	JEEP	SUZUKI	SE 420 - 2WD / ESCUDO 1.6 AT	2007	1.050	152,000,000	159,600,000
2549	102364 00083	JEEP	SUZUKI	SE 420 - 2WD / ESCUDO 1.6 AT	2006	1.050	140,000,000	147,000,000
2550	102364 00083	JEEP	SUZUKI	SE 420 - 2WD / ESCUDO 1.6 AT	2005	1.050	133,000,000	139,650,000
2551	102364 00083	JEEP	SUZUKI	SE 420 - 2WD / ESCUDO 1.6 AT	2004	1.050	122,000,000	128,100,000
2552	102364 00083	JEEP	SUZUKI	SE 420 - 2WD / ESCUDO 1.6 AT	2003	1.050	112,000,000	117,600,000
2553	102364 00083	JEEP	SUZUKI	SE 420 - 2WD / ESCUDO 1.6 AT	2002	1.050	106,000,000	111,300,000
2554	102364 00083	JEEP	SUZUKI	SE 420 - 2WD / ESCUDO 1.6 AT	2001	1.050	102,000,000	107,100,000
2555	102364 00084	JEEP	SUZUKI	SE 420 - 2WD / ESCUDO 1.6 MT	2007	1.050	143,000,000	150,150,000
2556	102364 00084	JEEP	SUZUKI	SE 420 - 2WD / ESCUDO 1.6 MT	2006	1.050	132,000,000	138,600,000
2557	102364 00084	JEEP	SUZUKI	SE 420 - 2WD / ESCUDO 1.6 MT	2005	1.050	125,000,000	131,250,000
2558	102364 00084	JEEP	SUZUKI	SE 420 - 2WD / ESCUDO 1.6 MT	2004	1.050	115,000,000	120,750,000
2559	102364 00084	JEEP	SUZUKI	SE 420 - 2WD / ESCUDO 1.6 MT	2003	1.050	106,000,000	111,300,000
2560	102364 00084	JEEP	SUZUKI	SE 420 - 2WD / ESCUDO 1.6 MT	2002	1.050	101,000,000	106,050,000
2561	102364 00084	JEEP	SUZUKI	SE 420 - 2WD / ESCUDO 1.6 MT	2001	1.050	95,000,000	99,750,000
2562	102364 00085	JEEP	SUZUKI	SE420-2WD ESCUDO 2.0 AT	2005	1.050	165,000,000	173,250,000
2563	102364 00085	JEEP	SUZUKI	SE420-2WD ESCUDO 2.0 AT	2004	1.050	142,000,000	149,100,000
2564	102364 00085	JEEP	SUZUKI	SE420-2WD ESCUDO 2.0 AT	2003	1.050	129,000,000	135,450,000
2565	102364 00085	JEEP	SUZUKI	SE420-2WD ESCUDO 2.0 AT	2002	1.050	125,000,000	131,250,000
2566	102364 00085	JEEP	SUZUKI	SE420-2WD ESCUDO 2.0 AT	2001	1.050	120,000,000	126,000,000
2567	102364 00086	JEEP	SUZUKI	SE420-2WD ESCUDO 2.0 MT	2006	1.050	162,000,000	170,100,000
2568	102364 00086	JEEP	SUZUKI	SE420-2WD ESCUDO 2.0 MT	2005	1.050	154,000,000	161,700,000
2569	102364 00086	JEEP	SUZUKI	SE420-2WD ESCUDO 2.0 MT	2004	1.050	130,000,000	136,500,000
2570	102364 00086	JEEP	SUZUKI	SE420-2WD ESCUDO 2.0 MT	2003	1.050	119,000,000	124,950,000
2571	102364 00086	JEEP	SUZUKI	SE420-2WD ESCUDO 2.0 MT	2002	1.050	116,000,000	121,800,000
2572	102364 00086	JEEP	SUZUKI	SE420-2WD ESCUDO 2.0 MT	2001	1.050	109,000,000	114,450,000
2573	102364 00087	JEEP	SUZUKI	SJ410 KATANA GX	2008	1.050	70,000,000	73,500,000
2574	102364 00087	JEEP	SUZUKI	SJ410 KATANA GX	2007	1.050	68,000,000	71,400,000
2575	102364 00087	JEEP	SUZUKI	SJ410 KATANA GX	2006	1.050	65,000,000	68,250,000
2576	102364 00087	JEEP	SUZUKI	SJ410 KATANA GX	2005	1.050	63,000,000	66,150,000

NO	KODING	JENIS	MERЕК	TIPE	TH BUAT	BOBOT	NJKB	DP PKB
1	2	3	4	5	6	7	8	9
2577	102364 00087	JEEP	SUZUKI	SJ410 KATANA GX	2004	1.050	58,000,000	60,900,000
2578	102364 00087	JEEP	SUZUKI	SJ410 KATANA GX	2003	1.050	55,000,000	57,750,000
2579	102364 00087	JEEP	SUZUKI	SJ410 KATANA GX	2002	1.050	53,000,000	55,650,000
2580	102364 00087	JEEP	SUZUKI	SJ410 KATANA GX	2001	1.050	51,000,000	53,550,000
2581	102364 00087	JEEP	SUZUKI	SJ410 KATANA GX	2000	1.050	49,000,000	51,450,000
2582	102364 00087	JEEP	SUZUKI	SJ410 KATANA GX	1999	1.050	44,000,000	46,200,000
2583	102364 00087	JEEP	SUZUKI	SJ410 KATANA GX	1998	1.050	42,000,000	44,100,000
2584	102364 00087	JEEP	SUZUKI	SJ410 KATANA GX	1997	1.050	39,000,000	40,950,000
2585	102364 00087	JEEP	SUZUKI	SJ410 KATANA GX	1996	1.050	38,000,000	39,900,000
2586	102364 00087	JEEP	SUZUKI	SJ410 KATANA GX	1995	1.050	36,000,000	37,800,000
2587	102364 00087	JEEP	SUZUKI	SJ410 KATANA GX	1994	1.050	34,000,000	35,700,000
2588	102364 00087	JEEP	SUZUKI	SJ410 KATANA GX	1993	1.050	32,000,000	33,600,000
2589	102364 00087	JEEP	SUZUKI	SJ410 KATANA GX	1992	1.050	28,000,000	29,400,000
2590	102364 00087	JEEP	SUZUKI	SJ410 KATANA GX	1991	1.050	26,000,000	27,300,000
2591	102364 00087	JEEP	SUZUKI	SJ410 KATANA GX	1990	1.050	25,000,000	26,250,000
2592	102364 00087	JEEP	SUZUKI	SJ410 KATANA GX	1989	1.050	24,000,000	25,200,000
2593	102364 00087	JEEP	SUZUKI	SJ410 KATANA GX	1988	1.050	23,000,000	24,150,000
2594	102364 00087	JEEP	SUZUKI	SJ410 KATANA GX	1987	1.050	22,000,000	23,100,000
2595	102364 00087	JEEP	SUZUKI	SJ410 KATANA GX	1986	1.050	21,000,000	22,050,000
2596	102364 00087	JEEP	SUZUKI	SJ410 KATANA GX	1985	1.050	20,000,000	21,000,000
2597	102364 00087	JEEP	SUZUKI	SJ410 KATANA GX	1984	1.050	19,000,000	19,950,000
2598	102364 00087	JEEP	SUZUKI	SJ410 KATANA GX	1983	1.050	18,000,000	18,900,000
2599	102364 00087	JEEP	SUZUKI	SJ410 KATANA GX	1982	1.050	17,000,000	17,850,000
2600	102364 00087	JEEP	SUZUKI	SJ410 KATANA GX	1981	1.050	16,000,000	16,800,000
2601	102364 00087	JEEP	SUZUKI	SJ410 KATANA GX	1980	1.050	15,000,000	15,750,000
2602	102364 00088	JEEP	SUZUKI	SN413V(4X4) A/T	2019	1.050	222,000,000	233,100,000
2603	102364 00088	JEEP	SUZUKI	SN413V(4X4) A/T	2018	1.050	211,000,000	221,550,000
2604	102364 00088	JEEP	SUZUKI	SN413V(4X4) A/T	2017	1.050	201,000,000	211,050,000
2605	102364 00089	JEEP	SUZUKI	VITARA SE 416/4 WD 1590cc	1996	1.050	64,000,000	67,200,000
2606	102364 00089	JEEP	SUZUKI	VITARA SE 416/4 WD 1590cc	1995	1.050	60,000,000	63,000,000
2607	102364 00089	JEEP	SUZUKI	VITARA SE 416/4 WD 1590cc	1994	1.050	56,000,000	58,800,000
2608	102364 00089	JEEP	SUZUKI	VITARA SE 416/4 WD 1590cc	1993	1.050	53,000,000	55,650,000
2609	102364 00089	JEEP	SUZUKI	VITARA SE 416/4 WD 1590cc	1992	1.050	49,000,000	51,450,000
2610	102364 00090	JEEP	SUZUKI	VX 800	1994	1.050	37,000,000	38,850,000
2611	102364 00105	JEEP	SUZUKI	6G5VX (4X4) A/T	2019	1.050	256,000,000	268,800,000
2612	102364 00106	JEEP	SUZUKI	6G5VX (4X4) M/T	2019	1.050	246,000,000	258,300,000
2613	102376 00004	JEEP	TIMOR	J 520i DIESEL / AT	2000	1.050	97,000,000	101,850,000
2614	102376 00005	JEEP	TIMOR	J 520i GASOLINE / AT	2000	1.050	78,000,000	81,900,000
2615	102381 00246	JEEP	TOYOTA	700	1980	1.050	9,000,000	9,450,000
2616	102381 00247	JEEP	TOYOTA	800	1984	1.050	19,000,000	19,950,000
2617	102381 00248	JEEP	TOYOTA	CENTURY	1982	1.050	16,000,000	16,800,000
2618	102381 00248	JEEP	TOYOTA	CENTURY	1981	1.050	14,000,000	14,700,000
2619	102381 00248	JEEP	TOYOTA	CENTURY	1980	1.050	11,000,000	11,550,000
2620	102381 00249	JEEP	TOYOTA	COASTER	1981	1.050	16,000,000	16,800,000
2621	102381 00250	JEEP	TOYOTA	COMMUTER	1981	1.050	16,000,000	16,800,000
2622	102381 00250	JEEP	TOYOTA	COMMUTER	1980	1.050	7,000,000	7,350,000
2623	102381 00251	JEEP	TOYOTA	COMMUTER 2.5 MANUAL	2007	1.050	260,000,000	273,000,000
2624	102381 00251	JEEP	TOYOTA	COMMUTER 2.5 MANUAL	2006	1.050	225,000,000	236,250,000
2625	102381 00259	JEEP	TOYOTA	FJ40 (CANVAS TOP)	1982	1.050	37,000,000	38,850,000
2626	102381 00259	JEEP	TOYOTA	FJ40 (CANVAS TOP)	1981	1.050	35,000,000	36,750,000
2627	102381 00259	JEEP	TOYOTA	FJ40 (CANVAS TOP)	1980	1.050	24,000,000	25,200,000
2628	102381 00259	JEEP	TOYOTA	FJ40 (CANVAS TOP)	1975	1.050	24,000,000	25,200,000
2629	102381 00259	JEEP	TOYOTA	FJ40 (CANVAS TOP)	1973	1.050	24,000,000	25,200,000
2630	102381 00259	JEEP	TOYOTA	FJ40 (CANVAS TOP)	1961	1.050	24,000,000	25,200,000
2631	102381 00260	JEEP	TOYOTA	FJ40 (HARD TOP)	1982	1.050	38,000,000	39,900,000
2632	102381 00260	JEEP	TOYOTA	FJ40 (HARD TOP)	1981	1.050	36,000,000	37,800,000
2633	102381 00260	JEEP	TOYOTA	FJ40 (HARD TOP)	1980	1.050	25,000,000	26,250,000
2634	102381 00260	JEEP	TOYOTA	FJ40 (HARD TOP)	1979	1.050	25,000,000	26,250,000
2635	102381 00260	JEEP	TOYOTA	FJ40 (HARD TOP)	1978	1.050	25,000,000	26,250,000
2636	102381 00260	JEEP	TOYOTA	FJ40 (HARD TOP)	1977	1.050	25,000,000	26,250,000
2637	102381 00260	JEEP	TOYOTA	FJ40 (HARD TOP)	1976	1.050	25,000,000	26,250,000
2638	102381 00260	JEEP	TOYOTA	FJ40 (HARD TOP)	1975	1.050	25,000,000	26,250,000
2639	102381 00260	JEEP	TOYOTA	FJ40 (HARD TOP)	1972	1.050	25,000,000	26,250,000
2640	102381 00260	JEEP	TOYOTA	FJ40 (HARD TOP)	1970	1.050	25,000,000	26,250,000
2641	102381 00260	JEEP	TOYOTA	FJ40 (HARD TOP)	1965	1.050	25,000,000	26,250,000
2642	102381 00252	JEEP	TOYOTA	FJ 55	1982	1.050	38,000,000	39,900,000
2643	102381 00252	JEEP	TOYOTA	FJ 55	1981	1.050	36,000,000	37,800,000
2644	102381 00252	JEEP	TOYOTA	FJ 55	1980	1.050	25,000,000	26,250,000
2645	102381 00253	JEEP	TOYOTA	FJ 60	1986	1.050	46,000,000	48,300,000
2646	102381 00253	JEEP	TOYOTA	FJ 60	1982	1.050	38,000,000	39,900,000
2647	102381 00253	JEEP	TOYOTA	FJ 60	1981	1.050	36,000,000	37,800,000
2648	102381 00253	JEEP	TOYOTA	FJ 60	1980	1.050	25,000,000	26,250,000
2649	102381 00254	JEEP	TOYOTA	FJ 80	1991	1.050	106,000,000	111,300,000
2650	102381 00254	JEEP	TOYOTA	FJ 80	1990	1.050	100,000,000	105,000,000
2651	102381 00254	JEEP	TOYOTA	FJ 80	1989	1.050	95,000,000	99,750,000
2652	102381 00254	JEEP	TOYOTA	FJ 80	1988	1.050	90,000,000	94,500,000
2653	102381 00254	JEEP	TOYOTA	FJ 80	1987	1.050	85,000,000	89,250,000
2654	102381 00254	JEEP	TOYOTA	FJ 80	1986	1.050	80,000,000	84,000,000
2655	102381 00254	JEEP	TOYOTA	FJ 80	1985	1.050	75,000,000	78,750,000
2656	102381 00254	JEEP	TOYOTA	FJ 80	1984	1.050	65,000,000	68,250,000
2657	102381 00255	JEEP	TOYOTA	FJ CRUISER	2016	1.050	639,000,000	670,950,000
2658	102381 00255	JEEP	TOYOTA	FJ CRUISER	2015	1.050	626,000,000	657,300,000
2659	102381 00255	JEEP	TOYOTA	FJ CRUISER	2014	1.050	607,000,000	637,350,000
2660	102381 00255	JEEP	TOYOTA	FJ CRUISER	2013	1.050	577,000,000	605,850,000
2661	102381 00255	JEEP	TOYOTA	FJ CRUISER	2012	1.050	548,000,000	575,400,000
2662	102381 00256	JEEP	TOYOTA	FJ CRUISER 4.0 AUTOMATIC	2008	1.050	653,000,000	685,650,000
2663	102381 00256	JEEP	TOYOTA	FJ CRUISER 4.0 AUTOMATIC	2007	1.050	591,000,000	620,550,000
2664	102381 00256	JEEP	TOYOTA	FJ CRUISER 4.0 AUTOMATIC	2006	1.050	508,000,000	533,400,000
2665	102381 00257	JEEP	TOYOTA	FJ CRUISER 4.0L 4WD AT	2018	1.050	731,000,000	767,550,000

NO	KODING	JENIS	MEREK	TIPE	TH BUAT	BOBOT	NJKB	DP PKB
1	2	3	4	5	6	7	8	9
2666	102381 00258	JEEP	TOYOTA	FJ CRUISER A/T	2011	1.050	779,000,000	817,950,000
2667	102381 00261	JEEP	TOYOTA	FORTUNER 2.4 G 4X2 A/T	2016	1.050	320,000,000	336,000,000
2668	102381 00261	JEEP	TOYOTA	FORTUNER 2.4 G 4X2 A/T	2015	1.050	314,000,000	329,700,000
2669	102381 00262	JEEP	TOYOTA	FORTUNER 2.4 G 4X2 A/T (GUN165R-SDTSHD)	2019	1.050	383,000,000	402,150,000
2670	102381 00262	JEEP	TOYOTA	FORTUNER 2.4 G 4X2 A/T (GUN165R-SDTSHD)	2018	1.050	364,000,000	382,200,000
2671	102381 00262	JEEP	TOYOTA	FORTUNER 2.4 G 4X2 A/T (GUN165R-SDTSHD)	2017	1.050	346,000,000	363,300,000
2672	102381 00263	JEEP	TOYOTA	FORTUNER 2.4 G 4X2 M/T	2017	1.050	324,000,000	340,200,000
2673	102381 00263	JEEP	TOYOTA	FORTUNER 2.4 G 4X2 M/T	2016	1.050	309,000,000	324,450,000
2674	102381 00263	JEEP	TOYOTA	FORTUNER 2.4 G 4X2 M/T	2015	1.050	303,000,000	318,150,000
2675	102381 00264	JEEP	TOYOTA	FORTUNER 2.4 G 4X2 M/T (GUN165R-SDFSHD)	2019	1.050	369,000,000	387,450,000
2676	102381 00264	JEEP	TOYOTA	FORTUNER 2.4 G 4X2 M/T (GUN165R-SDFSHD)	2018	1.050	351,000,000	368,550,000
2677	102381 00264	JEEP	TOYOTA	FORTUNER 2.4 G 4X2 M/T (GUN165R-SDFSHD)	2017	1.050	334,000,000	350,700,000
2678	102381 00265	JEEP	TOYOTA	FORTUNER 2.4 G 4X4 A/T	2016	1.050	376,000,000	394,800,000
2679	102381 00265	JEEP	TOYOTA	FORTUNER 2.4 G 4X4 A/T	2015	1.050	368,000,000	386,400,000
2680	102381 00266	JEEP	TOYOTA	FORTUNER 2.4 G 4X4 A/T (GUN155R-SDTSHD)	2019	1.050	463,000,000	486,150,000
2681	102381 00266	JEEP	TOYOTA	FORTUNER 2.4 G 4X4 A/T (GUN155R-SDTSHD)	2018	1.050	440,000,000	462,000,000
2682	102381 00266	JEEP	TOYOTA	FORTUNER 2.4 G 4X4 A/T (GUN155R-SDTSHD)	2017	1.050	418,000,000	438,900,000
2683	102381 00267	JEEP	TOYOTA	FORTUNER 2.4 VRZ 4X2 A/T	2016	1.050	346,000,000	363,300,000
2684	102381 00267	JEEP	TOYOTA	FORTUNER 2.4 VRZ 4X2 A/T	2015	1.050	339,000,000	355,950,000
2685	102381 00268	JEEP	TOYOTA	FORTUNER 2.4 VRZ 4X2 A/T (GUN165R-SDTMHD)	2019	1.050	407,000,000	427,350,000
2686	102381 00268	JEEP	TOYOTA	FORTUNER 2.4 VRZ 4X2 A/T (GUN165R-SDTMHD)	2018	1.050	387,000,000	406,350,000
2687	102381 00268	JEEP	TOYOTA	FORTUNER 2.4 VRZ 4X2 A/T (GUN165R-SDTMHD)	2017	1.050	368,000,000	386,400,000
2688	102381 00269	JEEP	TOYOTA	FORTUNER 2.4 VRZ 4X4 A/T	2016	1.050	402,000,000	422,100,000
2689	102381 00269	JEEP	TOYOTA	FORTUNER 2.4 VRZ 4X4 A/T	2015	1.050	387,000,000	406,350,000
2690	102381 00270	JEEP	TOYOTA	FORTUNER 2.4 VRZ 4X4 A/T (GUN155R-SDTMHD)	2019	1.050	519,000,000	544,950,000
2691	102381 00270	JEEP	TOYOTA	FORTUNER 2.4 VRZ 4X4 A/T (GUN155R-SDTMHD)	2018	1.050	494,000,000	518,700,000
2692	102381 00270	JEEP	TOYOTA	FORTUNER 2.4 VRZ 4X4 A/T (GUN155R-SDTMHD)	2017	1.050	470,000,000	493,500,000
2693	102381 00271	JEEP	TOYOTA	FORTUNER 2.5 G A/T	2016	1.050	323,000,000	339,150,000
2694	102381 00271	JEEP	TOYOTA	FORTUNER 2.5 G A/T	2015	1.050	320,000,000	336,000,000
2695	102381 00271	JEEP	TOYOTA	FORTUNER 2.5 G A/T	2014	1.050	317,000,000	332,850,000
2696	102381 00271	JEEP	TOYOTA	FORTUNER 2.5 G A/T	2013	1.050	314,000,000	329,700,000
2697	102381 00271	JEEP	TOYOTA	FORTUNER 2.5 G A/T	2012	1.050	311,000,000	326,550,000
2698	102381 00271	JEEP	TOYOTA	FORTUNER 2.5 G A/T	2011	1.050	295,000,000	309,750,000
2699	102381 00271	JEEP	TOYOTA	FORTUNER 2.5 G A/T	2010	1.050	280,000,000	294,000,000
2700	102381 00271	JEEP	TOYOTA	FORTUNER 2.5 G A/T	2009	1.050	252,000,000	264,600,000
2701	102381 00272	JEEP	TOYOTA	FORTUNER 2.5 G A/T 4X4	2016	1.050	376,000,000	394,800,000
2702	102381 00272	JEEP	TOYOTA	FORTUNER 2.5 G A/T 4X4	2015	1.050	368,000,000	386,400,000
2703	102381 00272	JEEP	TOYOTA	FORTUNER 2.5 G A/T 4X4	2014	1.050	357,000,000	374,850,000
2704	102381 00276	JEEP	TOYOTA	FORTUNER 2.5G DIESEL A/T	2012	1.050	303,000,000	318,150,000
2705	102381 00275	JEEP	TOYOTA	FORTUNER 2.5G DIESEL (KUN60R-NKMSHD)	2008	1.050	208,000,000	218,400,000
2706	102381 00275	JEEP	TOYOTA	FORTUNER 2.5G DIESEL (KUN60R-NKMSHD)	2007	1.050	203,000,000	213,150,000
2707	102381 00273	JEEP	TOYOTA	FORTUNER 2.5 G M/T	2016	1.050	314,000,000	329,700,000
2708	102381 00273	JEEP	TOYOTA	FORTUNER 2.5 G M/T	2015	1.050	305,000,000	320,250,000
2709	102381 00273	JEEP	TOYOTA	FORTUNER 2.5 G M/T	2014	1.050	296,000,000	310,800,000
2710	102381 00273	JEEP	TOYOTA	FORTUNER 2.5 G M/T	2013	1.050	287,000,000	301,350,000
2711	102381 00273	JEEP	TOYOTA	FORTUNER 2.5 G M/T	2012	1.050	278,000,000	291,900,000
2712	102381 00273	JEEP	TOYOTA	FORTUNER 2.5 G M/T	2011	1.050	243,000,000	255,150,000
2713	102381 00273	JEEP	TOYOTA	FORTUNER 2.5 G M/T	2010	1.050	231,000,000	242,550,000
2714	102381 00273	JEEP	TOYOTA	FORTUNER 2.5 G M/T	2009	1.050	219,000,000	229,950,000
2715	102381 00273	JEEP	TOYOTA	FORTUNER 2.5 G M/T	2008	1.050	208,000,000	218,400,000
2716	102381 00274	JEEP	TOYOTA	FORTUNER 2.5 G M/T (KUN60R-EKMSHD)	2015	1.050	325,000,000	341,250,000
2717	102381 00274	JEEP	TOYOTA	FORTUNER 2.5 G M/T (KUN60R-EKMSHD)	2014	1.050	313,000,000	328,650,000
2718	102381 00274	JEEP	TOYOTA	FORTUNER 2.5 G M/T (KUN60R-EKMSHD)	2013	1.050	298,000,000	312,900,000
2719	102381 00274	JEEP	TOYOTA	FORTUNER 2.5 G M/T (KUN60R-EKMSHD)	2012	1.050	286,000,000	300,300,000
2720	102381 00274	JEEP	TOYOTA	FORTUNER 2.5 G M/T (KUN60R-EKMSHD)	2011	1.050	280,000,000	294,000,000
2721	102381 00274	JEEP	TOYOTA	FORTUNER 2.5 G M/T (KUN60R-EKMSHD)	2010	1.050	270,000,000	283,500,000
2722	102381 00274	JEEP	TOYOTA	FORTUNER 2.5 G M/T (KUN60R-EKMSHD)	2009	1.050	240,000,000	252,000,000
2723	102381 00274	JEEP	TOYOTA	FORTUNER 2.5 G M/T (KUN60R-EKMSHD)	2008	1.050	212,000,000	222,600,000
2724	102381 00277	JEEP	TOYOTA	FORTUNER 2.5L DIESEL (KUN60R-NKMSHD)	2008	1.050	208,000,000	218,400,000
2725	102381 00277	JEEP	TOYOTA	FORTUNER 2.5L DIESEL (KUN60R-NKMSHD)	2007	1.050	193,000,000	202,650,000
2726	102381 00277	JEEP	TOYOTA	FORTUNER 2.5L DIESEL (KUN60R-NKMSHD)	2006	1.050	180,000,000	189,000,000
2727	102381 00279	JEEP	TOYOTA	FORTUNER 2.7 G AUTOMATIC LUX (TGN61R-	2015	1.050	363,000,000	381,150,000
2728	102381 00279	JEEP	TOYOTA	FORTUNER 2.7 G AUTOMATIC LUX (TGN61R-	2014	1.050	343,000,000	360,150,000
2729	102381 00279	JEEP	TOYOTA	FORTUNER 2.7 G AUTOMATIC LUX (TGN61R-	2013	1.050	338,000,000	354,900,000
2730	102381 00279	JEEP	TOYOTA	FORTUNER 2.7 G AUTOMATIC LUX (TGN61R-	2012	1.050	334,000,000	350,700,000
2731	102381 00279	JEEP	TOYOTA	FORTUNER 2.7 G AUTOMATIC LUX (TGN61R-	2011	1.050	324,000,000	340,200,000
2732	102381 00279	JEEP	TOYOTA	FORTUNER 2.7 G AUTOMATIC LUX (TGN61R-	2010	1.050	318,000,000	333,900,000
2733	102381 00279	JEEP	TOYOTA	FORTUNER 2.7 G AUTOMATIC LUX (TGN61R-	2009	1.050	285,000,000	299,250,000
2734	102381 00279	JEEP	TOYOTA	FORTUNER 2.7 G AUTOMATIC LUX (TGN61R-	2008	1.050	256,000,000	268,800,000
2735	102381 00279	JEEP	TOYOTA	FORTUNER 2.7 G AUTOMATIC LUX (TGN61R-	2007	1.050	224,000,000	235,200,000
2736	102381 00279	JEEP	TOYOTA	FORTUNER 2.7 G AUTOMATIC LUX (TGN61R-	2006	1.050	213,000,000	223,650,000
2737	102381 00279	JEEP	TOYOTA	FORTUNER 2.7 G AUTOMATIC LUX (TGN61R-	2005	1.050	202,000,000	212,100,000
2738	102381 00278	JEEP	TOYOTA	FORTUNER 2.7 G AUTOMATIC (TGN61R-EKPSKD)	2009	1.050	277,000,000	290,850,000
2739	102381 00278	JEEP	TOYOTA	FORTUNER 2.7 G AUTOMATIC (TGN61R-EKPSKD)	2008	1.050	246,000,000	258,300,000
2740	102381 00278	JEEP	TOYOTA	FORTUNER 2.7 G AUTOMATIC (TGN61R-EKPSKD)	2007	1.050	217,000,000	227,850,000
2741	102381 00278	JEEP	TOYOTA	FORTUNER 2.7 G AUTOMATIC (TGN61R-EKPSKD)	2006	1.050	207,000,000	217,350,000
2742	102381 00278	JEEP	TOYOTA	FORTUNER 2.7 G AUTOMATIC (TGN61R-EKPSKD)	2005	1.050	197,000,000	206,850,000
2743	102381 00280	JEEP	TOYOTA	FORTUNER 2.7 G LUX A/T	2016	1.050	358,000,000	375,900,000
2744	102381 00281	JEEP	TOYOTA	FORTUNER 2.7 SRZ 4X2 A/T	2016	1.050	358,000,000	375,900,000
2745	102381 00281	JEEP	TOYOTA	FORTUNER 2.7 SRZ 4X2 A/T	2015	1.050	348,000,000	365,400,000
2746	102381 00282	JEEP	TOYOTA	FORTUNER 2.7 SRZ 4X2 A/T (TGN166R-SDTMKD)	2019	1.050	427,000,000	448,350,000
2747	102381 00282	JEEP	TOYOTA	FORTUNER 2.7 SRZ 4X2 A/T (TGN166R-SDTMKD)	2018	1.050	406,000,000	426,300,000
2748	102381 00282	JEEP	TOYOTA	FORTUNER 2.7 SRZ 4X2 A/T (TGN166R-SDTMKD)	2017	1.050	386,000,000	405,300,000
2749	102381 00283	JEEP	TOYOTA	FORTUNER 2.7 V A/T	2016	1.050	396,000,000	415,800,000
2750	102381 00284	JEEP	TOYOTA	FORTUNER 2.7 V AT 4x4	2008	1.050	290,000,000	304,500,000
2751	102381 00284	JEEP	TOYOTA	FORTUNER 2.7 V AT 4x4	2007	1.050	266,000,000	279,300,000
2752	102381 00284	JEEP	TOYOTA	FORTUNER 2.7 V AT 4x4	2006	1.050	255,000,000	267,750,000
2753	102381 00284	JEEP	TOYOTA	FORTUNER 2.7 V AT 4x4	2005	1.050	247,000,000	259,350,000
2754	102381 00285	JEEP	TOYOTA	FORTUNER 2.7 V AUTOMATIC (TGN51R-EKPSKD)	2015	1.050	390,000,000	409,500,000

NO	KODING	JENIS	MERЕК	TIPE	TH BUAT	BOBOT	NJKB	DP PKB
1	2	3	4	5	6	7	8	9
2755	102381 00285	JEEP	TOYOTA	FORTUNER 2.7 V AUTOMATIC (TGN51R-EKPSKD)	2014	1.050	383,000,000	402,150,000
2756	102381 00285	JEEP	TOYOTA	FORTUNER 2.7 V AUTOMATIC (TGN51R-EKPSKD)	2013	1.050	376,000,000	394,800,000
2757	102381 00285	JEEP	TOYOTA	FORTUNER 2.7 V AUTOMATIC (TGN51R-EKPSKD)	2012	1.050	373,000,000	391,650,000
2758	102381 00285	JEEP	TOYOTA	FORTUNER 2.7 V AUTOMATIC (TGN51R-EKPSKD)	2011	1.050	363,000,000	381,150,000
2759	102381 00285	JEEP	TOYOTA	FORTUNER 2.7 V AUTOMATIC (TGN51R-EKPSKD)	2010	1.050	358,000,000	375,900,000
2760	102381 00285	JEEP	TOYOTA	FORTUNER 2.7 V AUTOMATIC (TGN51R-EKPSKD)	2009	1.050	324,000,000	340,200,000
2761	102381 00285	JEEP	TOYOTA	FORTUNER 2.7 V AUTOMATIC (TGN51R-EKPSKD)	2008	1.050	290,000,000	304,500,000
2762	102381 00285	JEEP	TOYOTA	FORTUNER 2.7 V AUTOMATIC (TGN51R-EKPSKD)	2007	1.050	266,000,000	279,300,000
2763	102381 00285	JEEP	TOYOTA	FORTUNER 2.7 V AUTOMATIC (TGN51R-EKPSKD)	2006	1.050	255,000,000	267,750,000
2764	102381 00285	JEEP	TOYOTA	FORTUNER 2.7 V AUTOMATIC (TGN51R-EKPSKD)	2005	1.050	247,000,000	259,350,000
2765	102381 00286	JEEP	TOYOTA	HARDTOP DIESEL TYPE BJ 40	1985	1.050	51,000,000	53,550,000
2766	102381 00286	JEEP	TOYOTA	HARDTOP DIESEL TYPE BJ 40	1984	1.050	50,000,000	52,500,000
2767	102381 00286	JEEP	TOYOTA	HARDTOP DIESEL TYPE BJ 40	1983	1.050	45,000,000	47,250,000
2768	102381 00286	JEEP	TOYOTA	HARDTOP DIESEL TYPE BJ 40	1982	1.050	40,000,000	42,000,000
2769	102381 00287	JEEP	TOYOTA	HARDTOP DIESEL TYPE BJ 40 RV KC 2977cc	1985	1.050	51,000,000	53,550,000
2770	102381 00287	JEEP	TOYOTA	HARDTOP DIESEL TYPE BJ 40 RV KC 2977cc	1984	1.050	50,000,000	52,500,000
2771	102381 00287	JEEP	TOYOTA	HARDTOP DIESEL TYPE BJ 40 RV KC 2977cc	1983	1.050	45,000,000	47,250,000
2772	102381 00287	JEEP	TOYOTA	HARDTOP DIESEL TYPE BJ 40 RV KC 2977cc	1982	1.050	40,000,000	42,000,000
2773	102381 00287	JEEP	TOYOTA	HARDTOP DIESEL TYPE BJ 40 RV KC 2977cc	1981	1.050	36,000,000	37,800,000
2774	102381 00287	JEEP	TOYOTA	HARDTOP DIESEL TYPE BJ 40 RV KC 2977cc	1980	1.050	34,000,000	35,700,000
2775	102381 00288	JEEP	TOYOTA	HARRIER 2.0L 2WD RHD AT	2015	1.050	613,000,000	643,650,000
2776	102381 00288	JEEP	TOYOTA	HARRIER 2.0L 2WD RHD AT	2014	1.050	583,000,000	612,150,000
2777	102381 00289	JEEP	TOYOTA	HARRIER 2.0L AT	2015	1.050	653,000,000	685,650,000
2778	102381 00289	JEEP	TOYOTA	HARRIER 2.0L AT	2014	1.050	621,000,000	652,050,000
2779	102381 00302	JEEP	TOYOTA	HARRIER 240G 2WD AT	2012	1.050	548,000,000	575,400,000
2780	102381 00302	JEEP	TOYOTA	HARRIER 240G 2WD AT	2011	1.050	531,000,000	557,550,000
2781	102381 00302	JEEP	TOYOTA	HARRIER 240G 2WD AT	2010	1.050	520,000,000	546,000,000
2782	102381 00302	JEEP	TOYOTA	HARRIER 240G 2WD AT	2009	1.050	462,000,000	485,100,000
2783	102381 00302	JEEP	TOYOTA	HARRIER 240G 2WD AT	2008	1.050	392,000,000	411,600,000
2784	102381 00302	JEEP	TOYOTA	HARRIER 240G 2WD AT	2007	1.050	359,000,000	376,950,000
2785	102381 00302	JEEP	TOYOTA	HARRIER 240G 2WD AT	2006	1.050	334,000,000	350,700,000
2786	102381 00302	JEEP	TOYOTA	HARRIER 240G 2WD AT	2005	1.050	317,000,000	332,850,000
2787	102381 00291	JEEP	TOYOTA	HARRIER 2.4 2WD A/T	2012	1.050	548,000,000	575,400,000
2788	102381 00291	JEEP	TOYOTA	HARRIER 2.4 2WD A/T	2011	1.050	531,000,000	557,550,000
2789	102381 00291	JEEP	TOYOTA	HARRIER 2.4 2WD A/T	2010	1.050	520,000,000	546,000,000
2790	102381 00291	JEEP	TOYOTA	HARRIER 2.4 2WD A/T	2009	1.050	462,000,000	485,100,000
2791	102381 00291	JEEP	TOYOTA	HARRIER 2.4 2WD A/T	2008	1.050	392,000,000	411,600,000
2792	102381 00291	JEEP	TOYOTA	HARRIER 2.4 2WD A/T	2007	1.050	339,000,000	355,950,000
2793	102381 00291	JEEP	TOYOTA	HARRIER 2.4 2WD A/T	2006	1.050	315,000,000	330,750,000
2794	102381 00292	JEEP	TOYOTA	HARRIER 2.4 2WD AUTOMATIC	2012	1.050	548,000,000	575,400,000
2795	102381 00292	JEEP	TOYOTA	HARRIER 2.4 2WD AUTOMATIC	2011	1.050	531,000,000	557,550,000
2796	102381 00292	JEEP	TOYOTA	HARRIER 2.4 2WD AUTOMATIC	2010	1.050	520,000,000	546,000,000
2797	102381 00292	JEEP	TOYOTA	HARRIER 2.4 2WD AUTOMATIC	2009	1.050	462,000,000	485,100,000
2798	102381 00292	JEEP	TOYOTA	HARRIER 2.4 2WD AUTOMATIC	2008	1.050	392,000,000	411,600,000
2799	102381 00292	JEEP	TOYOTA	HARRIER 2.4 2WD AUTOMATIC	2007	1.050	339,000,000	355,950,000
2800	102381 00292	JEEP	TOYOTA	HARRIER 2.4 2WD AUTOMATIC	2006	1.050	315,000,000	330,750,000
2801	102381 00290	JEEP	TOYOTA	HARRIER 2.4 (4X2) AT	2005	1.050	301,000,000	316,050,000
2802	102381 00290	JEEP	TOYOTA	HARRIER 2.4 (4X2) AT	2004	1.050	273,000,000	286,650,000
2803	102381 00290	JEEP	TOYOTA	HARRIER 2.4 (4X2) AT	2003	1.050	251,000,000	263,550,000
2804	102381 00290	JEEP	TOYOTA	HARRIER 2.4 (4X2) AT	2002	1.050	233,000,000	244,650,000
2805	102381 00290	JEEP	TOYOTA	HARRIER 2.4 (4X2) AT	2001	1.050	222,000,000	233,100,000
2806	102381 00290	JEEP	TOYOTA	HARRIER 2.4 (4X2) AT	2000	1.050	198,000,000	207,900,000
2807	102381 00293	JEEP	TOYOTA	HARRIER 2.4 A/T	2012	1.050	548,000,000	575,400,000
2808	102381 00293	JEEP	TOYOTA	HARRIER 2.4 A/T	2011	1.050	531,000,000	557,550,000
2809	102381 00293	JEEP	TOYOTA	HARRIER 2.4 A/T	2010	1.050	520,000,000	546,000,000
2810	102381 00293	JEEP	TOYOTA	HARRIER 2.4 A/T	2009	1.050	462,000,000	485,100,000
2811	102381 00293	JEEP	TOYOTA	HARRIER 2.4 A/T	2008	1.050	392,000,000	411,600,000
2812	102381 00293	JEEP	TOYOTA	HARRIER 2.4 A/T	2007	1.050	339,000,000	355,950,000
2813	102381 00293	JEEP	TOYOTA	HARRIER 2.4 A/T	2006	1.050	315,000,000	330,750,000
2814	102381 00293	JEEP	TOYOTA	HARRIER 2.4 A/T	2005	1.050	301,000,000	316,050,000
2815	102381 00294	JEEP	TOYOTA	HARRIER 2.4 A/T 2WD	2012	1.050	548,000,000	575,400,000
2816	102381 00294	JEEP	TOYOTA	HARRIER 2.4 A/T 2WD	2011	1.050	531,000,000	557,550,000
2817	102381 00294	JEEP	TOYOTA	HARRIER 2.4 A/T 2WD	2010	1.050	520,000,000	546,000,000
2818	102381 00294	JEEP	TOYOTA	HARRIER 2.4 A/T 2WD	2009	1.050	462,000,000	485,100,000
2819	102381 00294	JEEP	TOYOTA	HARRIER 2.4 A/T 2WD	2008	1.050	392,000,000	411,600,000
2820	102381 00294	JEEP	TOYOTA	HARRIER 2.4 A/T 2WD	2007	1.050	339,000,000	355,950,000
2821	102381 00294	JEEP	TOYOTA	HARRIER 2.4 A/T 2WD	2006	1.050	315,000,000	330,750,000
2822	102381 00295	JEEP	TOYOTA	HARRIER 2.4 AT 4WD	2011	1.050	551,000,000	578,550,000
2823	102381 00295	JEEP	TOYOTA	HARRIER 2.4 AT 4WD	2010	1.050	540,000,000	567,000,000
2824	102381 00295	JEEP	TOYOTA	HARRIER 2.4 AT 4WD	2009	1.050	481,000,000	505,050,000
2825	102381 00295	JEEP	TOYOTA	HARRIER 2.4 AT 4WD	2008	1.050	423,000,000	444,150,000
2826	102381 00295	JEEP	TOYOTA	HARRIER 2.4 AT 4WD	2007	1.050	359,000,000	376,950,000
2827	102381 00295	JEEP	TOYOTA	HARRIER 2.4 AT 4WD	2006	1.050	334,000,000	350,700,000
2828	102381 00296	JEEP	TOYOTA	HARRIER 2.4 AUTOMATIC	2012	1.050	548,000,000	575,400,000
2829	102381 00296	JEEP	TOYOTA	HARRIER 2.4 AUTOMATIC	2011	1.050	531,000,000	557,550,000
2830	102381 00296	JEEP	TOYOTA	HARRIER 2.4 AUTOMATIC	2010	1.050	520,000,000	546,000,000
2831	102381 00296	JEEP	TOYOTA	HARRIER 2.4 AUTOMATIC	2009	1.050	462,000,000	485,100,000
2832	102381 00296	JEEP	TOYOTA	HARRIER 2.4 AUTOMATIC	2008	1.050	392,000,000	411,600,000
2833	102381 00296	JEEP	TOYOTA	HARRIER 2.4 AUTOMATIC	2007	1.050	339,000,000	355,950,000
2834	102381 00296	JEEP	TOYOTA	HARRIER 2.4 AUTOMATIC	2006	1.050	315,000,000	330,750,000
2835	102381 00298	JEEP	TOYOTA	HARRIER 2.4G 2WD AT	2005	1.050	317,000,000	332,850,000
2836	102381 00298	JEEP	TOYOTA	HARRIER 2.4G 2WD AT	2004	1.050	289,000,000	303,450,000
2837	102381 00297	JEEP	TOYOTA	HARRIER 2.4 L	2012	1.050	548,000,000	575,400,000
2838	102381 00297	JEEP	TOYOTA	HARRIER 2.4 L	2011	1.050	531,000,000	557,550,000
2839	102381 00297	JEEP	TOYOTA	HARRIER 2.4 L	2010	1.050	520,000,000	546,000,000
2840	102381 00297	JEEP	TOYOTA	HARRIER 2.4 L	2009	1.050	462,000,000	485,100,000
2841	102381 00297	JEEP	TOYOTA	HARRIER 2.4 L	2008	1.050	392,000,000	411,600,000
2842	102381 00297	JEEP	TOYOTA	HARRIER 2.4 L	2007	1.050	339,000,000	355,950,000
2843	102381 00297	JEEP	TOYOTA	HARRIER 2.4 L	2006	1.050	315,000,000	330,750,000

NO	KODING	JENIS	MEREK	TIPE	TH BUAT	BOBOT	NJKB	DP PKB
1	2	3	4	5	6	7	8	9
2844	102381 00299	JEEP	TOYOTA	HARRIER 2.4L 2WD	2012	1.050	548,000,000	575,400,000
2845	102381 00299	JEEP	TOYOTA	HARRIER 2.4L 2WD	2011	1.050	531,000,000	557,550,000
2846	102381 00299	JEEP	TOYOTA	HARRIER 2.4L 2WD	2010	1.050	520,000,000	546,000,000
2847	102381 00299	JEEP	TOYOTA	HARRIER 2.4L 2WD	2009	1.050	462,000,000	485,100,000
2848	102381 00299	JEEP	TOYOTA	HARRIER 2.4L 2WD	2008	1.050	392,000,000	411,600,000
2849	102381 00299	JEEP	TOYOTA	HARRIER 2.4L 2WD	2007	1.050	339,000,000	355,950,000
2850	102381 00299	JEEP	TOYOTA	HARRIER 2.4L 2WD	2006	1.050	315,000,000	330,750,000
2851	102381 00300	JEEP	TOYOTA	HARRIER 2.4L 2WD AT	2012	1.050	548,000,000	575,400,000
2852	102381 00300	JEEP	TOYOTA	HARRIER 2.4L 2WD AT	2011	1.050	531,000,000	557,550,000
2853	102381 00300	JEEP	TOYOTA	HARRIER 2.4L 2WD AT	2010	1.050	520,000,000	546,000,000
2854	102381 00300	JEEP	TOYOTA	HARRIER 2.4L 2WD AT	2009	1.050	462,000,000	485,100,000
2855	102381 00300	JEEP	TOYOTA	HARRIER 2.4L 2WD AT	2008	1.050	392,000,000	411,600,000
2856	102381 00300	JEEP	TOYOTA	HARRIER 2.4L 2WD AT	2007	1.050	339,000,000	355,950,000
2857	102381 00300	JEEP	TOYOTA	HARRIER 2.4L 2WD AT	2006	1.050	315,000,000	330,750,000
2858	102381 00300	JEEP	TOYOTA	HARRIER 2.4L 2WD AT	2005	1.050	301,000,000	316,050,000
2859	102381 00300	JEEP	TOYOTA	HARRIER 2.4L 2WD AT	2004	1.050	275,000,000	288,750,000
2860	102381 00300	JEEP	TOYOTA	HARRIER 2.4L 2WD AT	2003	1.050	246,000,000	258,300,000
2861	102381 00301	JEEP	TOYOTA	HARRIER 2.5L HYBRID AT	2015	1.050	931,000,000	977,550,000
2862	102381 00301	JEEP	TOYOTA	HARRIER 2.5L HYBRID AT	2014	1.050	887,000,000	931,350,000
2863	102381 00313	JEEP	TOYOTA	HARRIER 300 AT	2006	1.050	393,000,000	412,650,000
2864	102381 00313	JEEP	TOYOTA	HARRIER 300 AT	2005	1.050	374,000,000	392,700,000
2865	102381 00314	JEEP	TOYOTA	HARRIER 300 G AT	2006	1.050	393,000,000	412,650,000
2866	102381 00314	JEEP	TOYOTA	HARRIER 300 G AT	2005	1.050	374,000,000	392,700,000
2867	102381 00303	JEEP	TOYOTA	HARRIER 3.0 2 WD AT	2008	1.050	473,000,000	496,650,000
2868	102381 00303	JEEP	TOYOTA	HARRIER 3.0 2 WD AT	2007	1.050	446,000,000	468,300,000
2869	102381 00303	JEEP	TOYOTA	HARRIER 3.0 2 WD AT	2006	1.050	391,000,000	410,550,000
2870	102381 00303	JEEP	TOYOTA	HARRIER 3.0 2 WD AT	2005	1.050	375,000,000	393,750,000
2871	102381 00303	JEEP	TOYOTA	HARRIER 3.0 2 WD AT	2004	1.050	342,000,000	359,100,000
2872	102381 00303	JEEP	TOYOTA	HARRIER 3.0 2 WD AT	2003	1.050	315,000,000	330,750,000
2873	102381 00304	JEEP	TOYOTA	HARRIER 3.0 2WD AUTOMATIC	2008	1.050	473,000,000	496,650,000
2874	102381 00304	JEEP	TOYOTA	HARRIER 3.0 2WD AUTOMATIC	2007	1.050	446,000,000	468,300,000
2875	102381 00304	JEEP	TOYOTA	HARRIER 3.0 2WD AUTOMATIC	2006	1.050	391,000,000	410,550,000
2876	102381 00305	JEEP	TOYOTA	HARRIER 3.0 4WD AT	2006	1.050	403,000,000	423,150,000
2877	102381 00305	JEEP	TOYOTA	HARRIER 3.0 4WD AT	2005	1.050	395,000,000	414,750,000
2878	102381 00305	JEEP	TOYOTA	HARRIER 3.0 4WD AT	2004	1.050	367,000,000	385,350,000
2879	102381 00305	JEEP	TOYOTA	HARRIER 3.0 4WD AT	2003	1.050	340,000,000	357,000,000
2880	102381 00305	JEEP	TOYOTA	HARRIER 3.0 4WD AT	2002	1.050	326,000,000	342,300,000
2881	102381 00305	JEEP	TOYOTA	HARRIER 3.0 4WD AT	2001	1.050	319,000,000	334,950,000
2882	102381 00305	JEEP	TOYOTA	HARRIER 3.0 4WD AT	2000	1.050	259,000,000	271,950,000
2883	102381 00306	JEEP	TOYOTA	HARRIER 3.0 AT	2008	1.050	473,000,000	496,650,000
2884	102381 00306	JEEP	TOYOTA	HARRIER 3.0 AT	2007	1.050	446,000,000	468,300,000
2885	102381 00306	JEEP	TOYOTA	HARRIER 3.0 AT	2006	1.050	391,000,000	410,550,000
2886	102381 00306	JEEP	TOYOTA	HARRIER 3.0 AT	2005	1.050	375,000,000	393,750,000
2887	102381 00307	JEEP	TOYOTA	HARRIER 3.0L 2WD AT	2008	1.050	473,000,000	496,650,000
2888	102381 00307	JEEP	TOYOTA	HARRIER 3.0L 2WD AT	2007	1.050	447,000,000	469,350,000
2889	102381 00307	JEEP	TOYOTA	HARRIER 3.0L 2WD AT	2006	1.050	393,000,000	412,650,000
2890	102381 00307	JEEP	TOYOTA	HARRIER 3.0L 2WD AT	2005	1.050	374,000,000	392,700,000
2891	102381 00308	JEEP	TOYOTA	HARRIER 3.0L 4WD AT	2006	1.050	415,000,000	435,750,000
2892	102381 00308	JEEP	TOYOTA	HARRIER 3.0L 4WD AT	2005	1.050	398,000,000	417,900,000
2893	102381 00309	JEEP	TOYOTA	HARRIER 3.0L G AT	2005	1.050	375,000,000	393,750,000
2894	102381 00310	JEEP	TOYOTA	HARRIER 3.5 AUTOMATIC	2009	1.050	615,000,000	645,750,000
2895	102381 00310	JEEP	TOYOTA	HARRIER 3.5 AUTOMATIC	2008	1.050	553,000,000	580,650,000
2896	102381 00310	JEEP	TOYOTA	HARRIER 3.5 AUTOMATIC	2007	1.050	517,000,000	542,850,000
2897	102381 00310	JEEP	TOYOTA	HARRIER 3.5 AUTOMATIC	2006	1.050	452,000,000	474,600,000
2898	102381 00311	JEEP	TOYOTA	HARRIER 3.5L 2 WD AT	2009	1.050	615,000,000	645,750,000
2899	102381 00311	JEEP	TOYOTA	HARRIER 3.5L 2 WD AT	2008	1.050	553,000,000	580,650,000
2900	102381 00311	JEEP	TOYOTA	HARRIER 3.5L 2 WD AT	2007	1.050	517,000,000	542,850,000
2901	102381 00311	JEEP	TOYOTA	HARRIER 3.5L 2 WD AT	2006	1.050	452,000,000	474,600,000
2902	102381 00312	JEEP	TOYOTA	HARRIER 3.5L 4 WD AT	2009	1.050	635,000,000	666,750,000
2903	102381 00312	JEEP	TOYOTA	HARRIER 3.5L 4 WD AT	2008	1.050	574,000,000	602,700,000
2904	102381 00312	JEEP	TOYOTA	HARRIER 3.5L 4 WD AT	2007	1.050	528,000,000	554,400,000
2905	102381 00312	JEEP	TOYOTA	HARRIER 3.5L 4 WD AT	2006	1.050	452,000,000	474,600,000
2906	102381 00315	JEEP	TOYOTA	HARRIER AIRS 3.0L 2WD AT	2005	1.050	379,000,000	397,950,000
2907	102381 00315	JEEP	TOYOTA	HARRIER AIRS 3.0L 2WD AT	2004	1.050	338,000,000	354,900,000
2908	102381 00316	JEEP	TOYOTA	HARRIER AIRS 3.0L 4WD AT	2005	1.050	415,000,000	435,750,000
2909	102381 00316	JEEP	TOYOTA	HARRIER AIRS 3.0L 4WD AT	2004	1.050	360,000,000	378,000,000
2910	102381 00321	JEEP	TOYOTA	HILUX, 4200cc	1990	1.050	42,000,000	44,100,000
2911	102381 00317	JEEP	TOYOTA	HILUX LN 41	1986	1.050	44,000,000	46,200,000
2912	102381 00318	JEEP	TOYOTA	HILUX SSR 6 (4x4) 3.378cc	2003	1.050	345,000,000	362,250,000
2913	102381 00318	JEEP	TOYOTA	HILUX SSR 6 (4x4) 3.378cc	2002	1.050	327,000,000	343,350,000
2914	102381 00318	JEEP	TOYOTA	HILUX SSR 6 (4x4) 3.378cc	2001	1.050	311,000,000	326,550,000
2915	102381 00318	JEEP	TOYOTA	HILUX SSR 6 (4x4) 3.378cc	2000	1.050	296,000,000	310,800,000
2916	102381 00318	JEEP	TOYOTA	HILUX SSR 6 (4x4) 3.378cc	1999	1.050	284,000,000	298,200,000
2917	102381 00318	JEEP	TOYOTA	HILUX SSR 6 (4x4) 3.378cc	1998	1.050	274,000,000	287,700,000
2918	102381 00319	JEEP	TOYOTA	HILUX SURF	2003	1.050	246,000,000	258,300,000
2919	102381 00319	JEEP	TOYOTA	HILUX SURF	2002	1.050	235,000,000	246,750,000
2920	102381 00319	JEEP	TOYOTA	HILUX SURF	2001	1.050	220,000,000	231,000,000
2921	102381 00319	JEEP	TOYOTA	HILUX SURF	2000	1.050	215,000,000	225,750,000
2922	102381 00319	JEEP	TOYOTA	HILUX SURF	1999	1.050	192,000,000	201,600,000
2923	102381 00319	JEEP	TOYOTA	HILUX SURF	1998	1.050	182,000,000	191,100,000
2924	102381 00319	JEEP	TOYOTA	HILUX SURF	1997	1.050	176,000,000	184,800,000
2925	102381 00319	JEEP	TOYOTA	HILUX SURF	1996	1.050	159,000,000	166,950,000
2926	102381 00319	JEEP	TOYOTA	HILUX SURF	1995	1.050	155,000,000	162,750,000
2927	102381 00319	JEEP	TOYOTA	HILUX SURF	1994	1.050	153,000,000	160,650,000
2928	102381 00320	JEEP	TOYOTA	HILUX SURF IC 30 AT	2000	1.050	295,000,000	309,750,000
2929	102381 00320	JEEP	TOYOTA	HILUX SURF IC 30 AT	1999	1.050	274,000,000	287,700,000
2930	102381 00322	JEEP	TOYOTA	KLUGER 2.4 S 2WD AT	2005	1.050	268,000,000	281,400,000
2931	102381 00322	JEEP	TOYOTA	KLUGER 2.4 S 2WD AT	2004	1.050	251,000,000	263,550,000
2932	102381 00322	JEEP	TOYOTA	KLUGER 2.4 S 2WD AT	2003	1.050	238,000,000	249,900,000

NO	KODING	JENIS	MEREK	TIPE	TH BUAT	BOBOT	NJKB	DP PKB
1	2	3	4	5	6	7	8	9
2933	102381 00323	JEEP	TOYOTA	KLUGER 2.4 S 2WD MT	2004	1.050	252,000,000	264,600,000
2934	102381 00324	JEEP	TOYOTA	KLUGER V 3.0 AT	2003	1.050	363,000,000	381,150,000
2935	102381 00324	JEEP	TOYOTA	KLUGER V 3.0 AT	2002	1.050	345,000,000	362,250,000
2936	102381 00324	JEEP	TOYOTA	KLUGER V 3.0 AT	2001	1.050	327,000,000	343,350,000
2937	102381 00329	JEEP	TOYOTA	LAND CRUISER 100 4.2 L, 4.164cc	2002	1.050	565,000,000	593,250,000
2938	102381 00329	JEEP	TOYOTA	LAND CRUISER 100 4.2 L, 4.164cc	2001	1.050	480,000,000	504,000,000
2939	102381 00329	JEEP	TOYOTA	LAND CRUISER 100 4.2 L, 4.164cc	2000	1.050	439,000,000	460,950,000
2940	102381 00331	JEEP	TOYOTA	LAND CRUISER 100 4.2L 4WD (HDJ 101)	2005	1.050	723,000,000	759,150,000
2941	102381 00332	JEEP	TOYOTA	LAND CRUISER 100 4.2L STD AT (JTEHC)	2006	1.050	766,000,000	804,300,000
2942	102381 00332	JEEP	TOYOTA	LAND CRUISER 100 4.2L STD AT (JTEHC)	2005	1.050	714,000,000	749,700,000
2943	102381 00332	JEEP	TOYOTA	LAND CRUISER 100 4.2L STD AT (JTEHC)	2004	1.050	691,000,000	725,550,000
2944	102381 00332	JEEP	TOYOTA	LAND CRUISER 100 4.2L STD AT (JTEHC)	2003	1.050	658,000,000	690,900,000
2945	102381 00330	JEEP	TOYOTA	LAND CRUISER 100 4.2 VX AT	2005	1.050	710,000,000	745,500,000
2946	102381 00330	JEEP	TOYOTA	LAND CRUISER 100 4.2 VX AT	2004	1.050	664,000,000	697,200,000
2947	102381 00330	JEEP	TOYOTA	LAND CRUISER 100 4.2 VX AT	2003	1.050	623,000,000	654,150,000
2948	102381 00330	JEEP	TOYOTA	LAND CRUISER 100 4.2 VX AT	2002	1.050	582,000,000	611,100,000
2949	102381 00333	JEEP	TOYOTA	LAND CRUISER 100 4.7 AT (JTEHT)	2006	1.050	779,000,000	817,950,000
2950	102381 00333	JEEP	TOYOTA	LAND CRUISER 100 4.7 AT (JTEHT)	2005	1.050	728,000,000	764,400,000
2951	102381 00333	JEEP	TOYOTA	LAND CRUISER 100 4.7 AT (JTEHT)	2004	1.050	685,000,000	719,250,000
2952	102381 00333	JEEP	TOYOTA	LAND CRUISER 100 4.7 AT (JTEHT)	2003	1.050	653,000,000	685,650,000
2953	102381 00333	JEEP	TOYOTA	LAND CRUISER 100 4.7 AT (JTEHT)	2002	1.050	621,000,000	652,050,000
2954	102381 00333	JEEP	TOYOTA	LAND CRUISER 100 4.7 AT (JTEHT)	2001	1.050	592,000,000	621,600,000
2955	102381 00333	JEEP	TOYOTA	LAND CRUISER 100 4.7 AT (JTEHT)	2000	1.050	564,000,000	592,200,000
2956	102381 00334	JEEP	TOYOTA	LAND CRUISER 100 4.7 AT (UZJ 100)	2005	1.050	635,000,000	666,750,000
2957	102381 00334	JEEP	TOYOTA	LAND CRUISER 100 4.7 AT (UZJ 100)	2004	1.050	593,000,000	622,650,000
2958	102381 00335	JEEP	TOYOTA	LAND CRUISER 100 CYGNUS 4.7 4WD AT	2007	1.050	810,000,000	850,500,000
2959	102381 00335	JEEP	TOYOTA	LAND CRUISER 100 CYGNUS 4.7 4WD AT	2006	1.050	772,000,000	810,600,000
2960	102381 00336	JEEP	TOYOTA	LAND CRUISER 100 SERIES 4.2 AT	2005	1.050	719,000,000	754,950,000
2961	102381 00337	JEEP	TOYOTA	LAND CRUISER 100 SERIES 4.2 AT (HDJ 101)	2006	1.050	770,000,000	808,500,000
2962	102381 00337	JEEP	TOYOTA	LAND CRUISER 100 SERIES 4.2 AT (HDJ 101)	2005	1.050	719,000,000	754,950,000
2963	102381 00338	JEEP	TOYOTA	LAND CRUISER 100 VX STD (HDJ101)	2005	1.050	714,000,000	749,700,000
2964	102381 00339	JEEP	TOYOTA	LAND CRUISER 200 AT	2010	1.050	1,225,000,000	1,286,250,000
2965	102381 00340	JEEP	TOYOTA	LAND CRUISER 200 FULL SPEC AT	2016	1.050	1,386,000,000	1,455,300,000
2966	102381 00340	JEEP	TOYOTA	LAND CRUISER 200 FULL SPEC AT	2015	1.050	1,195,000,000	1,254,750,000
2967	102381 00340	JEEP	TOYOTA	LAND CRUISER 200 FULL SPEC AT	2014	1.050	1,135,000,000	1,191,750,000
2968	102381 00340	JEEP	TOYOTA	LAND CRUISER 200 FULL SPEC AT	2013	1.050	1,078,000,000	1,131,900,000
2969	102381 00340	JEEP	TOYOTA	LAND CRUISER 200 FULL SPEC AT	2012	1.050	1,024,000,000	1,075,200,000
2970	102381 00341	JEEP	TOYOTA	LAND CRUISER 200 FULL SPEC AT (VDJ200R-	2011	1.050	1,611,000,000	1,691,550,000
2971	102381 00341	JEEP	TOYOTA	LAND CRUISER 200 FULL SPEC AT (VDJ200R-	2010	1.050	1,534,000,000	1,610,700,000
2972	102381 00341	JEEP	TOYOTA	LAND CRUISER 200 FULL SPEC AT (VDJ200R-	2009	1.050	1,297,000,000	1,361,850,000
2973	102381 00341	JEEP	TOYOTA	LAND CRUISER 200 FULL SPEC AT (VDJ200R-	2008	1.050	1,050,000,000	1,102,500,000
2974	102381 00342	JEEP	TOYOTA	LAND CRUISER 200 STD A/T	2019	1.050	1,565,000,000	1,643,250,000
2975	102381 00342	JEEP	TOYOTA	LAND CRUISER 200 STD A/T	2018	1.050	1,487,000,000	1,561,350,000
2976	102381 00342	JEEP	TOYOTA	LAND CRUISER 200 STD A/T	2017	1.050	1,413,000,000	1,483,650,000
2977	102381 00342	JEEP	TOYOTA	LAND CRUISER 200 STD A/T	2016	1.050	1,343,000,000	1,410,150,000
2978	102381 00342	JEEP	TOYOTA	LAND CRUISER 200 STD A/T	2015	1.050	1,276,000,000	1,339,800,000
2979	102381 00342	JEEP	TOYOTA	LAND CRUISER 200 STD A/T	2014	1.050	1,213,000,000	1,273,650,000
2980	102381 00342	JEEP	TOYOTA	LAND CRUISER 200 STD A/T	2013	1.050	1,153,000,000	1,210,650,000
2981	102381 00343	JEEP	TOYOTA	LAND CRUISER 200 STD AT (VDJ200R-GNTEZ)	2011	1.050	1,462,000,000	1,535,100,000
2982	102381 00343	JEEP	TOYOTA	LAND CRUISER 200 STD AT (VDJ200R-GNTEZ)	2010	1.050	1,406,000,000	1,476,300,000
2983	102381 00343	JEEP	TOYOTA	LAND CRUISER 200 STD AT (VDJ200R-GNTEZ)	2009	1.050	1,173,000,000	1,231,650,000
2984	102381 00343	JEEP	TOYOTA	LAND CRUISER 200 STD AT (VDJ200R-GNTEZ)	2008	1.050	1,036,000,000	1,087,800,000
2985	102381 00344	JEEP	TOYOTA	LAND CRUISER 200 URJ 202 W.A/T	2011	1.050	1,308,000,000	1,373,400,000
2986	102381 00345	JEEP	TOYOTA	LAND CRUISER 200 VX-R 4X4 A/T	2019	1.050	1,827,000,000	1,918,350,000
2987	102381 00345	JEEP	TOYOTA	LAND CRUISER 200 VX-R 4X4 A/T	2018	1.050	1,736,000,000	1,822,800,000
2988	102381 00345	JEEP	TOYOTA	LAND CRUISER 200 VX-R 4X4 A/T	2017	1.050	1,650,000,000	1,732,500,000
2989	102381 00345	JEEP	TOYOTA	LAND CRUISER 200 VX-R 4X4 A/T	2016	1.050	1,568,000,000	1,646,400,000
2990	102381 00345	JEEP	TOYOTA	LAND CRUISER 200 VX-R 4X4 A/T	2015	1.050	1,490,000,000	1,564,500,000
2991	102381 00325	JEEP	TOYOTA	LAND CRUISER 4.2 4WD (4x4) AT	2007	1.050	838,000,000	879,900,000
2992	102381 00326	JEEP	TOYOTA	LAND CRUISER 4.2 4WD AT (CBU)	2007	1.050	855,000,000	897,750,000
2993	102381 00349	JEEP	TOYOTA	LAND CRUISER 4.2L	2005	1.050	719,000,000	754,950,000
2994	102381 00346	JEEP	TOYOTA	LAND CRUISER 4.2 L AT (HDJ100R-GNPEZQ)	2003	1.050	595,000,000	624,750,000
2995	102381 00346	JEEP	TOYOTA	LAND CRUISER 4.2 L AT (HDJ100R-GNPEZQ)	2002	1.050	565,000,000	593,250,000
2996	102381 00346	JEEP	TOYOTA	LAND CRUISER 4.2 L AT (HDJ100R-GNPEZQ)	2001	1.050	509,000,000	534,450,000
2997	102381 00346	JEEP	TOYOTA	LAND CRUISER 4.2 L AT (HDJ100R-GNPEZQ)	2000	1.050	466,000,000	489,300,000
2998	102381 00347	JEEP	TOYOTA	LAND CRUISER 4.2 L AT (HDJ100R-GNPEZW)	2003	1.050	666,000,000	699,300,000
2999	102381 00347	JEEP	TOYOTA	LAND CRUISER 4.2 L AT (HDJ100R-GNPEZW)	2002	1.050	599,000,000	628,950,000
3000	102381 00347	JEEP	TOYOTA	LAND CRUISER 4.2 L AT (HDJ100R-GNPEZW)	2001	1.050	540,000,000	567,000,000
3001	102381 00347	JEEP	TOYOTA	LAND CRUISER 4.2 L AT (HDJ100R-GNPEZW)	2000	1.050	491,000,000	515,550,000
3002	102381 00348	JEEP	TOYOTA	LAND CRUISER 4.2 L MT (HDJ100R-GNMEX)	2003	1.050	600,000,000	630,000,000
3003	102381 00348	JEEP	TOYOTA	LAND CRUISER 4.2 L MT (HDJ100R-GNMEX)	2002	1.050	586,000,000	615,300,000
3004	102381 00348	JEEP	TOYOTA	LAND CRUISER 4.2 L MT (HDJ100R-GNMEX)	2001	1.050	570,000,000	598,500,000
3005	102381 00348	JEEP	TOYOTA	LAND CRUISER 4.2 L MT (HDJ100R-GNMEX)	2000	1.050	568,000,000	596,400,000
3006	102381 00327	JEEP	TOYOTA	LAND CRUISER 4.5, AT	2012	1.050	1,356,000,000	1,423,800,000
3007	102381 00327	JEEP	TOYOTA	LAND CRUISER 4.5, AT	2011	1.050	1,289,000,000	1,353,450,000
3008	102381 00327	JEEP	TOYOTA	LAND CRUISER 4.5, AT	2010	1.050	1,224,000,000	1,285,200,000
3009	102381 00328	JEEP	TOYOTA	LAND CRUISER 4.5, L AT	2012	1.050	1,356,000,000	1,423,800,000
3010	102381 00328	JEEP	TOYOTA	LAND CRUISER 4.5, L AT	2011	1.050	1,289,000,000	1,353,450,000
3011	102381 00328	JEEP	TOYOTA	LAND CRUISER 4.5, L AT	2010	1.050	1,224,000,000	1,285,200,000
3012	102381 00350	JEEP	TOYOTA	LAND CRUISER 4.7L AT (UZJ 100)	2006	1.050	793,000,000	832,650,000
3013	102381 00350	JEEP	TOYOTA	LAND CRUISER 4.7L AT (UZJ 100)	2005	1.050	743,000,000	780,150,000
3014	102381 00350	JEEP	TOYOTA	LAND CRUISER 4.7L AT (UZJ 100)	2004	1.050	699,000,000	733,950,000
3015	102381 00350	JEEP	TOYOTA	LAND CRUISER 4.7L AT (UZJ 100)	2003	1.050	666,000,000	699,300,000
3016	102381 00350	JEEP	TOYOTA	LAND CRUISER 4.7L AT (UZJ 100)	2002	1.050	634,000,000	665,700,000
3017	102381 00350	JEEP	TOYOTA	LAND CRUISER 4.7L AT (UZJ 100)	2001	1.050	604,000,000	634,200,000
3018	102381 00350	JEEP	TOYOTA	LAND CRUISER 4.7L AT (UZJ 100)	2000	1.050	575,000,000	603,750,000
3019	102381 00351	JEEP	TOYOTA	LAND CRUISER 70 4.2 TROOP CARRIER (4X4) M/T	2017	1.050	796,000,000	835,800,000
3020	102381 00352	JEEP	TOYOTA	LAND CRUISER 70 4.2 TROOP CARRIER (4X4) M/T	2019	1.050	711,000,000	746,550,000
3021	102381 00352	JEEP	TOYOTA	LAND CRUISER 70 4.2 TROOP CARRIER (4X4) M/T	2018	1.050	676,000,000	709,800,000

NO	KODING	JENIS	MERЕК	TIPE	TH BUAT	BOBOT	NJKB	DP PKB
1	2	3	4	5	6	7	8	9
3022	102381 00353	JEEP	TOYOTA	LAND CRUISER 70 4.5 C/C (4X4) M/T	2015	1.050	445,000,000	467,250,000
3023	102381 00354	JEEP	TOYOTA	LAND CRUISER 70 4.5 TROOP CARRIER (4X4) M/T	2016	1.050	591,000,000	620,550,000
3024	102381 00354	JEEP	TOYOTA	LAND CRUISER 70 4.5 TROOP CARRIER (4X4) M/T	2015	1.050	579,000,000	607,950,000
3025	102381 00354	JEEP	TOYOTA	LAND CRUISER 70 4.5 TROOP CARRIER (4X4) M/T	2014	1.050	562,000,000	590,100,000
3026	102381 00354	JEEP	TOYOTA	LAND CRUISER 70 4.5 TROOP CARRIER (4X4) M/T	2013	1.050	534,000,000	560,700,000
3027	102381 00354	JEEP	TOYOTA	LAND CRUISER 70 4.5 TROOP CARRIER (4X4) M/T	2012	1.050	507,000,000	532,350,000
3028	102381 00354	JEEP	TOYOTA	LAND CRUISER 70 4.5 TROOP CARRIER (4X4) M/T	2011	1.050	482,000,000	506,100,000
3029	102381 00354	JEEP	TOYOTA	LAND CRUISER 70 4.5 TROOP CARRIER (4X4) M/T	2010	1.050	458,000,000	480,900,000
3030	102381 00354	JEEP	TOYOTA	LAND CRUISER 70 4.5 TROOP CARRIER (4X4) M/T	2009	1.050	435,000,000	456,750,000
3031	102381 00355	JEEP	TOYOTA	LAND CRUISER 70 4.5 TROOP CARRIER (4X4) M/T	2019	1.050	809,000,000	849,450,000
3032	102381 00355	JEEP	TOYOTA	LAND CRUISER 70 4.5 TROOP CARRIER (4X4) M/T	2018	1.050	769,000,000	807,450,000
3033	102381 00356	JEEP	TOYOTA	LAND CRUISER 70 4.5 WAGON (4X4) M/T	2017	1.050	1,330,000,000	1,396,500,000
3034	102381 00356	JEEP	TOYOTA	LAND CRUISER 70 4.5 WAGON (4X4) M/T	2016	1.050	1,264,000,000	1,327,200,000
3035	102381 00356	JEEP	TOYOTA	LAND CRUISER 70 4.5 WAGON (4X4) M/T	2015	1.050	1,201,000,000	1,261,050,000
3036	102381 00356	JEEP	TOYOTA	LAND CRUISER 70 4.5 WAGON (4X4) M/T	2014	1.050	1,141,000,000	1,198,050,000
3037	102381 00356	JEEP	TOYOTA	LAND CRUISER 70 4.5 WAGON (4X4) M/T	2013	1.050	1,084,000,000	1,138,200,000
3038	102381 00356	JEEP	TOYOTA	LAND CRUISER 70 4.5 WAGON (4X4) M/T	2012	1.050	1,030,000,000	1,081,500,000
3039	102381 00356	JEEP	TOYOTA	LAND CRUISER 70 4.5 WAGON (4X4) M/T	2011	1.050	979,000,000	1,027,950,000
3040	102381 00356	JEEP	TOYOTA	LAND CRUISER 70 4.5 WAGON (4X4) M/T	2010	1.050	930,000,000	976,500,000
3041	102381 00356	JEEP	TOYOTA	LAND CRUISER 70 4.5 WAGON (4X4) M/T	2009	1.050	884,000,000	928,200,000
3042	102381 00357	JEEP	TOYOTA	LAND CRUISER 70 4.5 WAGON (4X4) M/T (VDJ76R-	2019	1.050	1,348,000,000	1,415,400,000
3043	102381 00357	JEEP	TOYOTA	LAND CRUISER 70 4.5 WAGON (4X4) M/T (VDJ76R-	2018	1.050	1,281,000,000	1,345,050,000
3044	102381 00358	JEEP	TOYOTA	LAND CRUISER 70 TROOP CARRIER	2018	1.050	621,000,000	652,050,000
3045	102381 00359	JEEP	TOYOTA	LAND CRUISER 80 DXL / DIESEL	1995	1.050	353,000,000	370,650,000
3046	102381 00360	JEEP	TOYOTA	LAND CRUISER AT 4.2L HDJ100R-GNAEZW (4x4)	2007	1.050	838,000,000	879,900,000
3047	102381 00360	JEEP	TOYOTA	LAND CRUISER AT 4.2L HDJ100R-GNAEZW (4x4)	2006	1.050	805,000,000	845,250,000
3048	102381 00360	JEEP	TOYOTA	LAND CRUISER AT 4.2L HDJ100R-GNAEZW (4x4)	2005	1.050	778,000,000	816,900,000
3049	102381 00360	JEEP	TOYOTA	LAND CRUISER AT 4.2L HDJ100R-GNAEZW (4x4)	2004	1.050	729,000,000	765,450,000
3050	102381 00360	JEEP	TOYOTA	LAND CRUISER AT 4.2L HDJ100R-GNAEZW (4x4)	2003	1.050	688,000,000	722,400,000
3051	102381 00361	JEEP	TOYOTA	LAND CRUISER BJ 60	1987	1.050	70,000,000	73,500,000
3052	102381 00361	JEEP	TOYOTA	LAND CRUISER BJ 60	1986	1.050	65,000,000	68,250,000
3053	102381 00361	JEEP	TOYOTA	LAND CRUISER BJ 60	1985	1.050	60,000,000	63,000,000
3054	102381 00361	JEEP	TOYOTA	LAND CRUISER BJ 60	1984	1.050	55,000,000	57,750,000
3055	102381 00361	JEEP	TOYOTA	LAND CRUISER BJ 60	1983	1.050	50,000,000	52,500,000
3056	102381 00361	JEEP	TOYOTA	LAND CRUISER BJ 60	1982	1.050	45,000,000	47,250,000
3057	102381 00395	JEEP	TOYOTA	LANDCRUISER CANVASTOP, VINNYLTOP	1982	1.050	37,000,000	38,850,000
3058	102381 00395	JEEP	TOYOTA	LANDCRUISER CANVASTOP, VINNYLTOP	1981	1.050	35,000,000	36,750,000
3059	102381 00395	JEEP	TOYOTA	LANDCRUISER CANVASTOP, VINNYLTOP	1980	1.050	24,000,000	25,200,000
3060	102381 00362	JEEP	TOYOTA	LAND CRUISER CYGNUS 4.7 AT CBU	2007	1.050	810,000,000	850,500,000
3061	102381 00362	JEEP	TOYOTA	LAND CRUISER CYGNUS 4.7 AT CBU	2006	1.050	773,000,000	811,650,000
3062	102381 00362	JEEP	TOYOTA	LAND CRUISER CYGNUS 4.7 AT CBU	2005	1.050	736,000,000	772,800,000
3063	102381 00362	JEEP	TOYOTA	LAND CRUISER CYGNUS 4.7 AT CBU	2004	1.050	694,000,000	728,700,000
3064	102381 00362	JEEP	TOYOTA	LAND CRUISER CYGNUS 4.7 AT CBU	2003	1.050	664,000,000	697,200,000
3065	102381 00362	JEEP	TOYOTA	LAND CRUISER CYGNUS 4.7 AT CBU	2002	1.050	656,000,000	688,800,000
3066	102381 00362	JEEP	TOYOTA	LAND CRUISER CYGNUS 4.7 AT CBU	2001	1.050	647,000,000	679,350,000
3067	102381 00362	JEEP	TOYOTA	LAND CRUISER CYGNUS 4.7 AT CBU	2000	1.050	632,000,000	663,600,000
3068	102381 00363	JEEP	TOYOTA	LAND CRUISER CYGNUS 4.7L	2007	1.050	794,000,000	833,700,000
3069	102381 00363	JEEP	TOYOTA	LAND CRUISER CYGNUS 4.7L	2006	1.050	760,000,000	798,000,000
3070	102381 00363	JEEP	TOYOTA	LAND CRUISER CYGNUS 4.7L	2005	1.050	721,000,000	757,050,000
3071	102381 00364	JEEP	TOYOTA	LAND CRUISER FJ CRUISER 2 DOOR AT	2011	1.050	731,000,000	767,550,000
3072	102381 00365	JEEP	TOYOTA	LAND CRUISER GXL 100	1999	1.050	325,000,000	341,250,000
3073	102381 00366	JEEP	TOYOTA	LAND CRUISER GXL 4.2, 4164cc	2000	1.050	392,000,000	411,600,000
3074	102381 00367	JEEP	TOYOTA	LAND CRUISER GXL 4.5, L AT	2003	1.050	747,000,000	784,350,000
3075	102381 00367	JEEP	TOYOTA	LAND CRUISER GXL 4.5, L AT	2002	1.050	656,000,000	688,800,000
3076	102381 00367	JEEP	TOYOTA	LAND CRUISER GXL 4.5, L AT	2001	1.050	591,000,000	620,550,000
3077	102381 00368	JEEP	TOYOTA	LAND CRUISER GXL AT	2000	1.050	392,000,000	411,600,000
3078	102381 00396	JEEP	TOYOTA	LANDCRUISER HARDTOP	1982	1.050	38,000,000	39,900,000
3079	102381 00396	JEEP	TOYOTA	LANDCRUISER HARDTOP	1981	1.050	36,000,000	37,800,000
3080	102381 00396	JEEP	TOYOTA	LANDCRUISER HARDTOP	1980	1.050	25,000,000	26,250,000
3081	102381 00396	JEEP	TOYOTA	LANDCRUISER HARDTOP	1971	1.050	25,000,000	26,250,000
3082	102381 00371	JEEP	TOYOTA	LAND CRUISER HDJ100R-GNMEX MT	2003	1.050	600,000,000	630,000,000
3083	102381 00371	JEEP	TOYOTA	LAND CRUISER HDJ100R-GNMEX MT	2002	1.050	586,000,000	615,300,000
3084	102381 00371	JEEP	TOYOTA	LAND CRUISER HDJ100R-GNMEX MT	2001	1.050	570,000,000	598,500,000
3085	102381 00372	JEEP	TOYOTA	LAND CRUISER HDJ100R-GNPEZQ	2003	1.050	666,000,000	699,300,000
3086	102381 00372	JEEP	TOYOTA	LAND CRUISER HDJ100R-GNPEZQ	2002	1.050	650,000,000	682,500,000
3087	102381 00372	JEEP	TOYOTA	LAND CRUISER HDJ100R-GNPEZQ	2001	1.050	577,000,000	605,850,000
3088	102381 00372	JEEP	TOYOTA	LAND CRUISER HDJ100R-GNPEZQ	2000	1.050	574,000,000	602,700,000
3089	102381 00369	JEEP	TOYOTA	LAND CRUISER HDJ 101	1998	1.050	340,000,000	357,000,000
3090	102381 00370	JEEP	TOYOTA	LAND CRUISER HDJ 81	1996	1.050	276,000,000	289,800,000
3091	102381 00370	JEEP	TOYOTA	LAND CRUISER HDJ 81	1995	1.050	249,000,000	261,450,000
3092	102381 00370	JEEP	TOYOTA	LAND CRUISER HDJ 81	1994	1.050	235,000,000	246,750,000
3093	102381 00370	JEEP	TOYOTA	LAND CRUISER HDJ 81	1993	1.050	224,000,000	235,200,000
3094	102381 00373	JEEP	TOYOTA	LAND CRUISER HZJ 75 DIESEL	2000	1.050	393,000,000	412,650,000
3095	102381 00373	JEEP	TOYOTA	LAND CRUISER HZJ 75 DIESEL	1999	1.050	270,000,000	283,500,000
3096	102381 00374	JEEP	TOYOTA	LAND CRUISER LN 107	1995	1.050	104,000,000	109,200,000
3097	102381 00375	JEEP	TOYOTA	LAND CRUISER LN 135	1995	1.050	170,000,000	178,500,000
3098	102381 00397	JEEP	TOYOTA	LANDCRUISER LONGSWAGON (COMMANDO)	1980	1.050	20,000,000	21,000,000
3099	102381 00376	JEEP	TOYOTA	LAND CRUISER PRADO 2.7 AT	2019	1.050	1,053,000,000	1,105,650,000
3100	102381 00376	JEEP	TOYOTA	LAND CRUISER PRADO 2.7 AT	2015	1.050	843,000,000	885,150,000
3101	102381 00376	JEEP	TOYOTA	LAND CRUISER PRADO 2.7 AT	2014	1.050	801,000,000	841,050,000
3102	102381 00376	JEEP	TOYOTA	LAND CRUISER PRADO 2.7 AT	2013	1.050	761,000,000	799,050,000
3103	102381 00376	JEEP	TOYOTA	LAND CRUISER PRADO 2.7 AT	2012	1.050	723,000,000	759,150,000
3104	102381 00376	JEEP	TOYOTA	LAND CRUISER PRADO 2.7 AT	2011	1.050	687,000,000	721,350,000
3105	102381 00376	JEEP	TOYOTA	LAND CRUISER PRADO 2.7 AT	2010	1.050	653,000,000	685,650,000
3106	102381 00376	JEEP	TOYOTA	LAND CRUISER PRADO 2.7 AT	2009	1.050	621,000,000	652,050,000
3107	102381 00376	JEEP	TOYOTA	LAND CRUISER PRADO 2.7 AT	2008	1.050	590,000,000	619,500,000
3108	102381 00376	JEEP	TOYOTA	LAND CRUISER PRADO 2.7 AT	2007	1.050	561,000,000	589,050,000
3109	102381 00376	JEEP	TOYOTA	LAND CRUISER PRADO 2.7 AT	2006	1.050	533,000,000	559,650,000
3110	102381 00376	JEEP	TOYOTA	LAND CRUISER PRADO 2.7 AT	2005	1.050	507,000,000	532,350,000

NO	KODING	JENIS	MEREK	TIPE	TH BUAT	BOBOT	NJKB	DP PKB
1	2	3	4	5	6	7	8	9
3111	102381 00377	JEEP	TOYOTA	LAND CRUISER PRADO 2.7L AT	2007	1.050	384,000,000	403,200,000
3112	102381 00377	JEEP	TOYOTA	LAND CRUISER PRADO 2.7L AT	2006	1.050	367,000,000	385,350,000
3113	102381 00377	JEEP	TOYOTA	LAND CRUISER PRADO 2.7L AT	2005	1.050	349,000,000	366,450,000
3114	102381 00378	JEEP	TOYOTA	LAND CRUISER PRADO 3.0 AT	2008	1.050	619,000,000	649,950,000
3115	102381 00378	JEEP	TOYOTA	LAND CRUISER PRADO 3.0 AT	2007	1.050	488,000,000	512,400,000
3116	102381 00378	JEEP	TOYOTA	LAND CRUISER PRADO 3.0 AT	2006	1.050	430,000,000	451,500,000
3117	102381 00378	JEEP	TOYOTA	LAND CRUISER PRADO 3.0 AT	2005	1.050	378,000,000	396,900,000
3118	102381 00379	JEEP	TOYOTA	LAND CRUISER PRADO 3.4L AT	2006	1.050	479,000,000	502,950,000
3119	102381 00379	JEEP	TOYOTA	LAND CRUISER PRADO 3.4L AT	2005	1.050	450,000,000	472,500,000
3120	102381 00380	JEEP	TOYOTA	LAND CRUISER PRADO 4.0L AT	2006	1.050	559,000,000	586,950,000
3121	102381 00380	JEEP	TOYOTA	LAND CRUISER PRADO 4.0L AT	2005	1.050	519,000,000	544,950,000
3122	102381 00381	JEEP	TOYOTA	LAND CRUISER PRADO STD 2.7 A/T	2015	1.050	518,000,000	543,900,000
3123	102381 00381	JEEP	TOYOTA	LAND CRUISER PRADO STD 2.7 A/T	2014	1.050	494,000,000	518,700,000
3124	102381 00381	JEEP	TOYOTA	LAND CRUISER PRADO STD 2.7 A/T	2013	1.050	412,000,000	432,600,000
3125	102381 00382	JEEP	TOYOTA	LAND CRUISER PRADO TXL 2.7 AT	2016	1.050	673,000,000	706,650,000
3126	102381 00382	JEEP	TOYOTA	LAND CRUISER PRADO TXL 2.7 AT	2015	1.050	641,000,000	673,050,000
3127	102381 00382	JEEP	TOYOTA	LAND CRUISER PRADO TXL 2.7 AT	2014	1.050	611,000,000	641,550,000
3128	102381 00383	JEEP	TOYOTA	LAND CRUISER PJZ 7 DIESEL	1984	1.050	53,000,000	55,650,000
3129	102381 00383	JEEP	TOYOTA	LAND CRUISER PJZ 7 DIESEL	1983	1.050	45,000,000	47,250,000
3130	102381 00383	JEEP	TOYOTA	LAND CRUISER PJZ 7 DIESEL	1982	1.050	38,000,000	39,900,000
3131	102381 00384	JEEP	TOYOTA	LAND CRUISER SERIES 4.2L AT	2005	1.050	734,000,000	770,700,000
3132	102381 00385	JEEP	TOYOTA	LAND CRUISER STANDART HZJ80R 4164cc	2001	1.050	393,000,000	412,650,000
3133	102381 00385	JEEP	TOYOTA	LAND CRUISER STANDART HZJ80R 4164cc	2000	1.050	371,000,000	389,550,000
3134	102381 00385	JEEP	TOYOTA	LAND CRUISER STANDART HZJ80R 4164cc	1999	1.050	319,000,000	334,950,000
3135	102381 00385	JEEP	TOYOTA	LAND CRUISER STANDART HZJ80R 4164cc	1998	1.050	291,000,000	305,550,000
3136	102381 00385	JEEP	TOYOTA	LAND CRUISER STANDART HZJ80R 4164cc	1997	1.050	266,000,000	279,300,000
3137	102381 00385	JEEP	TOYOTA	LAND CRUISER STANDART HZJ80R 4164cc	1996	1.050	242,000,000	254,100,000
3138	102381 00385	JEEP	TOYOTA	LAND CRUISER STANDART HZJ80R 4164cc	1995	1.050	219,000,000	229,950,000
3139	102381 00386	JEEP	TOYOTA	LAND CRUISER UZJ 100	2000	1.050	252,000,000	264,600,000
3140	102381 00387	JEEP	TOYOTA	LAND CRUISER UZJ 200 4.7L AT	2009	1.050	918,000,000	963,900,000
3141	102381 00388	JEEP	TOYOTA	LAND CRUISER VX HDJ80R/T 4.2 M/T	2001	1.050	472,000,000	495,600,000
3142	102381 00388	JEEP	TOYOTA	LAND CRUISER VX HDJ80R/T 4.2 M/T	2000	1.050	444,000,000	466,200,000
3143	102381 00388	JEEP	TOYOTA	LAND CRUISER VX HDJ80R/T 4.2 M/T	1999	1.050	377,000,000	395,850,000
3144	102381 00388	JEEP	TOYOTA	LAND CRUISER VX HDJ80R/T 4.2 M/T	1998	1.050	340,000,000	357,000,000
3145	102381 00388	JEEP	TOYOTA	LAND CRUISER VX HDJ80R/T 4.2 M/T	1997	1.050	308,000,000	323,400,000
3146	102381 00388	JEEP	TOYOTA	LAND CRUISER VX HDJ80R/T 4.2 M/T	1996	1.050	276,000,000	289,800,000
3147	102381 00388	JEEP	TOYOTA	LAND CRUISER VX HDJ80R/T 4.2 M/T	1995	1.050	249,000,000	261,450,000
3148	102381 00392	JEEP	TOYOTA	LAND CRUISER VXL 4.2, 4.154cc	2000	1.050	418,000,000	438,900,000
3149	102381 00389	JEEP	TOYOTA	LAND CRUISER VX LTD AT	2000	1.050	452,000,000	474,600,000
3150	102381 00389	JEEP	TOYOTA	LAND CRUISER VX LTD AT	1999	1.050	396,000,000	415,800,000
3151	102381 00389	JEEP	TOYOTA	LAND CRUISER VX LTD AT	1998	1.050	368,000,000	386,400,000
3152	102381 00389	JEEP	TOYOTA	LAND CRUISER VX LTD AT	1997	1.050	338,000,000	354,900,000
3153	102381 00391	JEEP	TOYOTA	LAND CRUISER VX-R HDJ80R/T 4.2 AT	2003	1.050	656,000,000	688,800,000
3154	102381 00391	JEEP	TOYOTA	LAND CRUISER VX-R HDJ80R/T 4.2 AT	2002	1.050	575,000,000	603,750,000
3155	102381 00391	JEEP	TOYOTA	LAND CRUISER VX-R HDJ80R/T 4.2 AT	2001	1.050	491,000,000	515,550,000
3156	102381 00391	JEEP	TOYOTA	LAND CRUISER VX-R HDJ80R/T 4.2 AT	2000	1.050	452,000,000	474,600,000
3157	102381 00391	JEEP	TOYOTA	LAND CRUISER VX-R HDJ80R/T 4.2 AT	1999	1.050	396,000,000	415,800,000
3158	102381 00391	JEEP	TOYOTA	LAND CRUISER VX-R HDJ80R/T 4.2 AT	1998	1.050	367,000,000	385,350,000
3159	102381 00391	JEEP	TOYOTA	LAND CRUISER VX-R HDJ80R/T 4.2 AT	1997	1.050	338,000,000	354,900,000
3160	102381 00391	JEEP	TOYOTA	LAND CRUISER VX-R HDJ80R/T 4.2 AT	1996	1.050	313,000,000	328,650,000
3161	102381 00390	JEEP	TOYOTA	LAND CRUISER VX STD	1994	1.050	272,000,000	285,600,000
3162	102381 00393	JEEP	TOYOTA	LAND CRUISER ZX 4.6	2011	1.050	1,534,000,000	1,610,700,000
3163	102381 00393	JEEP	TOYOTA	LAND CRUISER ZX 4.6	2010	1.050	1,503,000,000	1,578,150,000
3164	102381 00394	JEEP	TOYOTA	LAND ROVER DEFENDER 90 2.4 TDS	2009	1.050	273,000,000	286,650,000
3165	102381 00398	JEEP	TOYOTA	LC.80 SAHARA PATROL,4500cc	1995	1.050	321,000,000	337,050,000
3166	102381 00399	JEEP	TOYOTA	LEXUS LX 470 AT	2005	1.050	1,103,000,000	1,158,150,000
3167	102381 00399	JEEP	TOYOTA	LEXUS LX 470 AT	2004	1.050	961,000,000	1,009,050,000
3168	102381 00399	JEEP	TOYOTA	LEXUS LX 470 AT	2003	1.050	849,000,000	891,450,000
3169	102381 00399	JEEP	TOYOTA	LEXUS LX 470 AT	2002	1.050	806,000,000	846,300,000
3170	102381 00399	JEEP	TOYOTA	LEXUS LX 470 AT	2001	1.050	764,000,000	802,200,000
3171	102381 00399	JEEP	TOYOTA	LEXUS LX 470 AT	2000	1.050	742,000,000	779,100,000
3172	102381 00400	JEEP	TOYOTA	LEXUS RX 330	2005	1.050	522,000,000	548,100,000
3173	102381 00400	JEEP	TOYOTA	LEXUS RX 330	2004	1.050	451,000,000	473,550,000
3174	102381 00400	JEEP	TOYOTA	LEXUS RX 330	2003	1.050	392,000,000	411,600,000
3175	102381 00401	JEEP	TOYOTA	PRADO 2.7 4WD AT (BENSIN)	2005	1.050	358,000,000	375,900,000
3176	102381 00402	JEEP	TOYOTA	PRADO 2.7 RZJ120R-GKMEK (4x4)	2009	1.050	500,000,000	525,000,000
3177	102381 00402	JEEP	TOYOTA	PRADO 2.7 RZJ120R-GKMEK (4x4)	2008	1.050	428,000,000	449,400,000
3178	102381 00402	JEEP	TOYOTA	PRADO 2.7 RZJ120R-GKMEK (4x4)	2007	1.050	353,000,000	370,650,000
3179	102381 00402	JEEP	TOYOTA	PRADO 2.7 RZJ120R-GKMEK (4x4)	2006	1.050	307,000,000	322,350,000
3180	102381 00402	JEEP	TOYOTA	PRADO 2.7 RZJ120R-GKMEK (4x4)	2005	1.050	288,000,000	302,400,000
3181	102381 00402	JEEP	TOYOTA	PRADO 2.7 RZJ120R-GKMEK (4x4)	2004	1.050	271,000,000	284,550,000
3182	102381 00402	JEEP	TOYOTA	PRADO 2.7 RZJ120R-GKMEK (4x4)	2003	1.050	260,000,000	273,000,000
3183	102381 00403	JEEP	TOYOTA	PRADO 2.7 TX LIMITED	2012	1.050	761,000,000	799,050,000
3184	102381 00403	JEEP	TOYOTA	PRADO 2.7 TX LIMITED	2011	1.050	727,000,000	763,350,000
3185	102381 00403	JEEP	TOYOTA	PRADO 2.7 TX LIMITED	2010	1.050	712,000,000	747,600,000
3186	102381 00404	JEEP	TOYOTA	PRADO 3.4 L AT (DIESEL)	2005	1.050	524,000,000	550,200,000
3187	102381 00404	JEEP	TOYOTA	PRADO 3.4 L AT (DIESEL)	2004	1.050	454,000,000	476,700,000
3188	102381 00404	JEEP	TOYOTA	PRADO 3.4 L AT (DIESEL)	2003	1.050	395,000,000	414,750,000
3189	102381 00405	JEEP	TOYOTA	PRADO 4.0 L AT (4x4)	2005	1.050	601,000,000	631,050,000
3190	102381 00405	JEEP	TOYOTA	PRADO 4.0 L AT (4x4)	2004	1.050	518,000,000	543,900,000
3191	102381 00405	JEEP	TOYOTA	PRADO 4.0 L AT (4x4)	2003	1.050	455,000,000	477,750,000
3192	102381 00406	JEEP	TOYOTA	PRADO KZJ95R-GKPNTQ	2004	1.050	433,000,000	454,650,000
3193	102381 00406	JEEP	TOYOTA	PRADO KZJ95R-GKPNTQ	2003	1.050	303,000,000	318,150,000
3194	102381 00406	JEEP	TOYOTA	PRADO KZJ95R-GKPNTQ	2002	1.050	294,000,000	308,700,000
3195	102381 00406	JEEP	TOYOTA	PRADO KZJ95R-GKPNTQ	2001	1.050	285,000,000	299,250,000
3196	102381 00406	JEEP	TOYOTA	PRADO KZJ95R-GKPNTQ	2000	1.050	282,000,000	296,100,000
3197	102381 00406	JEEP	TOYOTA	PRADO KZJ95R-GKPNTQ	1999	1.050	231,000,000	242,550,000
3198	102381 00406	JEEP	TOYOTA	PRADO KZJ95R-GKPNTQ	1998	1.050	213,000,000	223,650,000
3199	102381 00406	JEEP	TOYOTA	PRADO KZJ95R-GKPNTQ	1997	1.050	193,000,000	202,650,000

NO	KODING	JENIS	MERЕК	TIPE	TH BUAT	BOBOT	NJKB	DP PKB
1	2	3	4	5	6	7	8	9
3200	102381 00407	JEEP	TOYOTA	PRADO RZJ95R-GKMNKQ MT	1982	1.050	37,000,000	38,850,000
3201	102381 00407	JEEP	TOYOTA	PRADO RZJ95R-GKMNKQ MT	1981	1.050	35,000,000	36,750,000
3202	102381 00407	JEEP	TOYOTA	PRADO RZJ95R-GKMNKQ MT	1980	1.050	33,000,000	34,650,000
3203	102381 00408	JEEP	TOYOTA	PRADO VX, 3.4 - V6 PETRO AT	2004	1.050	454,000,000	476,700,000
3204	102381 00408	JEEP	TOYOTA	PRADO VX, 3.4 - V6 PETRO AT	2003	1.050	395,000,000	414,750,000
3205	102381 00408	JEEP	TOYOTA	PRADO VX, 3.4 - V6 PETRO AT	2002	1.050	355,000,000	372,750,000
3206	102381 00413	JEEP	TOYOTA	RAV4 1.8L 2WD (3 DOOR) AT	2006	1.050	209,000,000	219,450,000
3207	102381 00413	JEEP	TOYOTA	RAV4 1.8L 2WD (3 DOOR) AT	2005	1.050	189,000,000	198,450,000
3208	102381 00414	JEEP	TOYOTA	RAV4 1.8L 2WD (5 DOOR) AT	2006	1.050	216,000,000	226,800,000
3209	102381 00414	JEEP	TOYOTA	RAV4 1.8L 2WD (5 DOOR) AT	2005	1.050	198,000,000	207,900,000
3210	102381 00414	JEEP	TOYOTA	RAV4 1.8L 2WD (5 DOOR) AT	2004	1.050	184,000,000	193,200,000
3211	102381 00409	JEEP	TOYOTA	RAV 4 / 1998 CC ZCA26R-AWMNKM	2007	1.050	295,000,000	309,750,000
3212	102381 00409	JEEP	TOYOTA	RAV 4 / 1998 CC ZCA26R-AWMNKM	2006	1.050	283,000,000	297,150,000
3213	102381 00409	JEEP	TOYOTA	RAV 4 / 1998 CC ZCA26R-AWMNKM	2005	1.050	266,000,000	279,300,000
3214	102381 00409	JEEP	TOYOTA	RAV 4 / 1998 CC ZCA26R-AWMNKM	2004	1.050	247,000,000	259,350,000
3215	102381 00409	JEEP	TOYOTA	RAV 4 / 1998 CC ZCA26R-AWMNKM	2003	1.050	232,000,000	243,600,000
3216	102381 00409	JEEP	TOYOTA	RAV 4 / 1998 CC ZCA26R-AWMNKM	2002	1.050	221,000,000	232,050,000
3217	102381 00409	JEEP	TOYOTA	RAV 4 / 1998 CC ZCA26R-AWMNKM	2001	1.050	207,000,000	217,350,000
3218	102381 00409	JEEP	TOYOTA	RAV 4 / 1998 CC ZCA26R-AWMNKM	2000	1.050	184,000,000	193,200,000
3219	102381 00409	JEEP	TOYOTA	RAV 4 / 1998 CC ZCA26R-AWMNKM	1999	1.050	175,000,000	183,750,000
3220	102381 00409	JEEP	TOYOTA	RAV 4 / 1998 CC ZCA26R-AWMNKM	1998	1.050	169,000,000	177,450,000
3221	102381 00409	JEEP	TOYOTA	RAV 4 / 1998 CC ZCA26R-AWMNKM	1997	1.050	163,000,000	171,150,000
3222	102381 00409	JEEP	TOYOTA	RAV 4 / 1998 CC ZCA26R-AWMNKM	1996	1.050	152,000,000	159,600,000
3223	102381 00409	JEEP	TOYOTA	RAV 4 / 1998 CC ZCA26R-AWMNKM	1995	1.050	142,000,000	149,100,000
3224	102381 00409	JEEP	TOYOTA	RAV 4 / 1998 CC ZCA26R-AWMNKM	1994	1.050	135,000,000	141,750,000
3225	102381 00415	JEEP	TOYOTA	RAV4 2.0 CVT	2016	1.050	422,000,000	443,100,000
3226	102381 00415	JEEP	TOYOTA	RAV4 2.0 CVT	2015	1.050	418,000,000	438,900,000
3227	102381 00416	JEEP	TOYOTA	RAV4 2.0L AT (5 DOOR)	2006	1.050	236,000,000	247,800,000
3228	102381 00416	JEEP	TOYOTA	RAV4 2.0L AT (5 DOOR)	2005	1.050	216,000,000	226,800,000
3229	102381 00417	JEEP	TOYOTA	RAV4 2.0L AT FULL SPEC	2005	1.050	222,000,000	233,100,000
3230	102381 00418	JEEP	TOYOTA	RAV4 2.4	2008	1.050	262,000,000	275,100,000
3231	102381 00418	JEEP	TOYOTA	RAV4 2.4	2007	1.050	204,000,000	214,200,000
3232	102381 00418	JEEP	TOYOTA	RAV4 2.4	2006	1.050	189,000,000	198,450,000
3233	102381 00410	JEEP	TOYOTA	RAV 4 2.4 2WD AT	2008	1.050	262,000,000	275,100,000
3234	102381 00410	JEEP	TOYOTA	RAV 4 2.4 2WD AT	2007	1.050	204,000,000	214,200,000
3235	102381 00410	JEEP	TOYOTA	RAV 4 2.4 2WD AT	2006	1.050	189,000,000	198,450,000
3236	102381 00411	JEEP	TOYOTA	RAV 4 2.4 A/T 2 WD	2008	1.050	262,000,000	275,100,000
3237	102381 00411	JEEP	TOYOTA	RAV 4 2.4 A/T 2 WD	2007	1.050	242,000,000	254,100,000
3238	102381 00411	JEEP	TOYOTA	RAV 4 2.4 A/T 2 WD	2006	1.050	230,000,000	241,500,000
3239	102381 00412	JEEP	TOYOTA	RAV 4 2.4 AUTOMATIC	2008	1.050	262,000,000	275,100,000
3240	102381 00412	JEEP	TOYOTA	RAV 4 2.4 AUTOMATIC	2007	1.050	204,000,000	214,200,000
3241	102381 00412	JEEP	TOYOTA	RAV 4 2.4 AUTOMATIC	2006	1.050	189,000,000	198,450,000
3242	102381 00419	JEEP	TOYOTA	SPORT RIDER 2.5 AT	2006	1.050	217,000,000	227,850,000
3243	102381 00419	JEEP	TOYOTA	SPORT RIDER 2.5 AT	2005	1.050	198,000,000	207,900,000
3244	102381 00420	JEEP	TOYOTA	TIARA	1981	1.050	9,000,000	9,450,000
3245	102381 00421	JEEP	TOYOTA	TOYOTA LAND CRUISER 100 4.7L AT	2007	1.050	705,000,000	740,250,000
3246	102381 00421	JEEP	TOYOTA	TOYOTA LAND CRUISER 100 4.7L AT	2006	1.050	671,000,000	704,550,000
3247	102381 00421	JEEP	TOYOTA	TOYOTA LAND CRUISER 100 4.7L AT	2005	1.050	639,000,000	670,950,000
3248	102381 00422	JEEP	TOYOTA	VANGUARD 3.5 S AT	2011	1.050	518,000,000	543,900,000
3249	102381 00423	JEEP	TOYOTA	VINYL TOP / CANVAS TOP DIESEL	1985	1.050	48,000,000	50,400,000
3250	102381 00423	JEEP	TOYOTA	VINYL TOP / CANVAS TOP DIESEL	1984	1.050	46,000,000	48,300,000
3251	102381 00423	JEEP	TOYOTA	VINYL TOP / CANVAS TOP DIESEL	1983	1.050	43,000,000	45,150,000
3252	102381 00423	JEEP	TOYOTA	VINYL TOP / CANVAS TOP DIESEL	1982	1.050	37,000,000	38,850,000
3253	102387 00001	JEEP	UNIVERSAL	UNIVERSAL	1990	1.050	26,000,000	27,300,000
3254	102387 00001	JEEP	UNIVERSAL	UNIVERSAL	1989	1.050	25,000,000	26,250,000
3255	102387 00001	JEEP	UNIVERSAL	UNIVERSAL	1988	1.050	24,000,000	25,200,000
3256	102387 00001	JEEP	UNIVERSAL	UNIVERSAL	1987	1.050	23,000,000	24,150,000
3257	102387 00001	JEEP	UNIVERSAL	UNIVERSAL	1986	1.050	22,000,000	23,100,000
3258	102387 00001	JEEP	UNIVERSAL	UNIVERSAL	1985	1.050	21,000,000	22,050,000
3259	102387 00001	JEEP	UNIVERSAL	UNIVERSAL	1984	1.050	20,000,000	21,000,000
3260	102387 00001	JEEP	UNIVERSAL	UNIVERSAL	1983	1.050	19,000,000	19,950,000
3261	102387 00001	JEEP	UNIVERSAL	UNIVERSAL	1982	1.050	18,000,000	18,900,000
3262	102387 00001	JEEP	UNIVERSAL	UNIVERSAL	1981	1.050	17,000,000	17,850,000
3263	102387 00001	JEEP	UNIVERSAL	UNIVERSAL	1980	1.050	15,500,000	16,275,000
3264	102400 00057	JEEP	VOLKSWAGEN	SAFARI CANVASTOP	1980	1.050	7,000,000	7,350,000
3265	102400 00058	JEEP	VOLKSWAGEN	SAFARI HARDTOP	1980	1.050	7,000,000	7,350,000
3266	102400 00063	JEEP	VOLKSWAGEN	TOUAREG 2.5L AT	2011	1.050	864,000,000	907,200,000
3267	102400 00063	JEEP	VOLKSWAGEN	TOUAREG 2.5L AT	2010	1.050	804,000,000	844,200,000
3268	102400 00063	JEEP	VOLKSWAGEN	TOUAREG 2.5L AT	2009	1.050	734,000,000	770,700,000
3269	102400 00063	JEEP	VOLKSWAGEN	TOUAREG 2.5L AT	2008	1.050	612,000,000	642,600,000
3270	102400 00063	JEEP	VOLKSWAGEN	TOUAREG 2.5L AT	2007	1.050	573,000,000	601,650,000
3271	102400 00063	JEEP	VOLKSWAGEN	TOUAREG 2.5L AT	2006	1.050	487,000,000	511,350,000
3272	102400 00063	JEEP	VOLKSWAGEN	TOUAREG 2.5L AT	2005	1.050	406,000,000	426,300,000
3273	102400 00063	JEEP	VOLKSWAGEN	TOUAREG 2.5L AT	2004	1.050	355,000,000	372,750,000
3274	102400 00059	JEEP	VOLKSWAGEN	TOUAREG 2.5 Tdi	2005	1.050	402,000,000	422,100,000
3275	102400 00060	JEEP	VOLKSWAGEN	TOUAREG 2.5 Tdi METRO	2005	1.050	413,000,000	433,650,000
3276	102400 00061	JEEP	VOLKSWAGEN	TOUAREG 2.5 TIPTRONIC DIESEL	2005	1.050	442,000,000	464,100,000
3277	102400 00061	JEEP	VOLKSWAGEN	TOUAREG 2.5 TIPTRONIC DIESEL	2004	1.050	346,000,000	363,300,000
3278	102400 00062	JEEP	VOLKSWAGEN	TOUAREG 2.5 TIPTRONIC METRO DIESEL	2005	1.050	453,000,000	475,650,000
3279	102400 00062	JEEP	VOLKSWAGEN	TOUAREG 2.5 TIPTRONIC METRO DIESEL	2004	1.050	355,000,000	372,750,000
3280	102400 00064	JEEP	VOLKSWAGEN	TOUAREG 3.0L AT	2010	1.050	1,112,000,000	1,167,600,000
3281	102400 00064	JEEP	VOLKSWAGEN	TOUAREG 3.0L AT	2009	1.050	962,000,000	1,010,100,000
3282	102400 00064	JEEP	VOLKSWAGEN	TOUAREG 3.0L AT	2008	1.050	796,000,000	835,800,000
3283	102400 00064	JEEP	VOLKSWAGEN	TOUAREG 3.0L AT	2007	1.050	671,000,000	704,550,000
3284	102400 00064	JEEP	VOLKSWAGEN	TOUAREG 3.0L AT	2006	1.050	602,000,000	632,100,000
3285	102400 00066	JEEP	VOLKSWAGEN	TOUAREG 3.2 L AT	2007	1.050	582,000,000	611,100,000
3286	102400 00066	JEEP	VOLKSWAGEN	TOUAREG 3.2 L AT	2006	1.050	495,000,000	519,750,000
3287	102400 00066	JEEP	VOLKSWAGEN	TOUAREG 3.2 L AT	2005	1.050	404,000,000	424,200,000
3288	102400 00066	JEEP	VOLKSWAGEN	TOUAREG 3.2 L AT	2004	1.050	350,000,000	367,500,000

NO	KODING	JENIS	MEREK	TIPE	TH BUAT	BOBOT	NJKB	DP PKB
1	2	3	4	5	6	7	8	9
3289	102400 00067	JEEP	VOLKSWAGEN	TOUAREG 3.2 L V6 CLASSIC	2005	1.050	517,000,000	542,850,000
3290	102400 00067	JEEP	VOLKSWAGEN	TOUAREG 3.2 L V6 CLASSIC	2004	1.050	405,000,000	425,250,000
3291	102400 00068	JEEP	VOLKSWAGEN	TOUAREG 3.2 L V6 LUXURY	2005	1.050	545,000,000	572,250,000
3292	102400 00068	JEEP	VOLKSWAGEN	TOUAREG 3.2 L V6 LUXURY	2004	1.050	426,000,000	447,300,000
3293	102400 00069	JEEP	VOLKSWAGEN	TOUAREG 3.2 L V6 PREMIUM	2005	1.050	575,000,000	603,750,000
3294	102400 00069	JEEP	VOLKSWAGEN	TOUAREG 3.2 L V6 PREMIUM	2004	1.050	448,000,000	470,400,000
3295	102400 00065	JEEP	VOLKSWAGEN	TOUAREG 3.2 V8 PREMIUM	2005	1.050	851,000,000	893,550,000
3296	102400 00070	JEEP	VOLKSWAGEN	TOUAREG 3.6L A/T	2009	1.050	1,015,000,000	1,065,750,000
3297	102400 00070	JEEP	VOLKSWAGEN	TOUAREG 3.6L A/T	2008	1.050	838,000,000	879,900,000
3298	102400 00070	JEEP	VOLKSWAGEN	TOUAREG 3.6L A/T	2007	1.050	705,000,000	740,250,000
3299	102400 00071	JEEP	VOLKSWAGEN	TOUAREG 4.2 L AT	2009	1.050	1,432,000,000	1,503,600,000
3300	102400 00071	JEEP	VOLKSWAGEN	TOUAREG 4.2 L AT	2008	1.050	1,018,000,000	1,068,900,000
3301	102400 00071	JEEP	VOLKSWAGEN	TOUAREG 4.2 L AT	2007	1.050	763,000,000	801,150,000
3302	102400 00071	JEEP	VOLKSWAGEN	TOUAREG 4.2 L AT	2006	1.050	649,000,000	681,450,000
3303	102400 00071	JEEP	VOLKSWAGEN	TOUAREG 4.2 L AT	2005	1.050	539,000,000	565,950,000
3304	102400 00071	JEEP	VOLKSWAGEN	TOUAREG 4.2 L AT	2004	1.050	473,000,000	496,650,000
3305	102400 00072	JEEP	VOLKSWAGEN	TOUAREG 4.2 L V8 TIPTRONIC	2005	1.050	772,000,000	810,600,000
3306	102400 00072	JEEP	VOLKSWAGEN	TOUAREG 4.2 L V8 TIPTRONIC	2004	1.050	622,000,000	653,100,000
3307	102400 00073	JEEP	VOLKSWAGEN	TOUAREG 5.0 L AT	2007	1.050	807,000,000	847,350,000
3308	102400 00073	JEEP	VOLKSWAGEN	TOUAREG 5.0 L AT	2006	1.050	724,000,000	760,200,000
3309	102400 00073	JEEP	VOLKSWAGEN	TOUAREG 5.0 L AT	2005	1.050	558,000,000	585,900,000
3310	102400 00074	JEEP	VOLKSWAGEN	TOUAREG 5.0 L V10 DIESEL TIPTRONIC	2005	1.050	926,000,000	972,300,000
3311	102400 00074	JEEP	VOLKSWAGEN	TOUAREG 5.0 L V10 DIESEL TIPTRONIC	2004	1.050	748,000,000	785,400,000
3312	102400 00074	JEEP	VOLKSWAGEN	TOUAREG 5.0 L V10 DIESEL TIPTRONIC	2003	1.050	638,000,000	669,900,000
3313	102401 00062	JEEP	VOLVO	XC 90 2.5 A/T	2012	1.050	806,000,000	846,300,000
3314	102401 00063	JEEP	VOLVO	XC 90 2.5 T AT	2011	1.050	795,000,000	834,750,000
3315	102401 00063	JEEP	VOLVO	XC 90 2.5 T AT	2010	1.050	785,000,000	824,250,000
3316	102401 00063	JEEP	VOLVO	XC 90 2.5 T AT	2009	1.050	780,000,000	819,000,000
3317	102401 00063	JEEP	VOLVO	XC 90 2.5 T AT	2008	1.050	638,000,000	669,900,000
3318	102401 00063	JEEP	VOLVO	XC 90 2.5 T AT	2007	1.050	531,000,000	557,550,000
3319	102401 00063	JEEP	VOLVO	XC 90 2.5 T AT	2006	1.050	442,000,000	464,100,000
3320	102401 00063	JEEP	VOLVO	XC 90 2.5 T AT	2005	1.050	385,000,000	404,250,000
3321	102401 00063	JEEP	VOLVO	XC 90 2.5 T AT	2004	1.050	306,000,000	321,300,000
3322	102401 00063	JEEP	VOLVO	XC 90 2.5 T AT	2003	1.050	283,000,000	297,150,000
3323	102401 00064	JEEP	VOLVO	XC 90 2.9 T-6	2009	1.050	865,000,000	908,250,000
3324	102401 00064	JEEP	VOLVO	XC 90 2.9 T-6	2008	1.050	708,000,000	743,400,000
3325	102401 00064	JEEP	VOLVO	XC 90 2.9 T-6	2007	1.050	615,000,000	645,750,000
3326	102401 00064	JEEP	VOLVO	XC 90 2.9 T-6	2006	1.050	512,000,000	537,600,000
3327	102401 00064	JEEP	VOLVO	XC 90 2.9 T-6	2005	1.050	462,000,000	485,100,000
3328	102401 00064	JEEP	VOLVO	XC 90 2.9 T-6	2004	1.050	374,000,000	392,700,000
3329	102401 00064	JEEP	VOLVO	XC 90 2.9 T-6	2003	1.050	344,000,000	361,200,000
3330	102402 00001	JEEP	WAGONER	WAGONER 3.8 AT	2012	1.050	404,000,000	424,200,000
3331	102402 00001	JEEP	WAGONER	WAGONER 3.8 AT	2011	1.050	384,000,000	403,200,000
3332	102402 00001	JEEP	WAGONER	WAGONER 3.8 AT	2010	1.050	366,000,000	384,300,000
3333	102402 00001	JEEP	WAGONER	WAGONER 3.8 AT	2009	1.050	348,000,000	365,400,000
3334	102402 00002	JEEP	WAGONER	WAGONER DIESEL	1980	1.050	15,000,000	15,750,000
3335	102467 00001	JEEP	LINCOLN	NAVIGATOR 5.4L AT	2005	1.050	898,000,000	942,900,000
3336	102487 00001	JEEP	WRANGLER	3.6 AT	2012	1.050	545,000,000	572,250,000
3337	102487 00002	JEEP	WRANGLER	3.6L AT	2012	1.050	406,000,000	426,300,000
3338	102487 00003	JEEP	WRANGLER	3.8 AT	2011	1.050	518,000,000	543,900,000
3339	102487 00004	JEEP	WRANGLER	3.8 L A/T	2010	1.050	300,000,000	315,000,000
3340	102487 00005	JEEP	WRANGLER	4.0 L	2006	1.050	157,000,000	164,850,000
3341	102487 00006	JEEP	WRANGLER	4.0 L AT	2006	1.050	269,000,000	282,450,000
3342	102487 00006	JEEP	WRANGLER	4.0 L AT	2005	1.050	246,000,000	258,300,000
3343	102487 00006	JEEP	WRANGLER	4.0 L AT	2004	1.050	208,000,000	218,400,000
3344	102487 00006	JEEP	WRANGLER	4.0 L AT	2003	1.050	186,000,000	195,300,000
3345	102487 00006	JEEP	WRANGLER	4.0 L AT	2002	1.050	172,000,000	180,600,000
3346	102487 00006	JEEP	WRANGLER	4.0 L AT	2001	1.050	158,000,000	165,900,000
3347	102487 00006	JEEP	WRANGLER	4.0 L AT	2000	1.050	153,000,000	160,650,000
3348	102487 00006	JEEP	WRANGLER	4.0 L AT	1999	1.050	108,000,000	113,400,000
3349	102487 00006	JEEP	WRANGLER	4.0 L AT	1998	1.050	88,000,000	92,400,000
3350	102487 00006	JEEP	WRANGLER	4.0 L AT	1997	1.050	78,000,000	81,900,000
3351	102487 00006	JEEP	WRANGLER	4.0 L AT	1996	1.050	70,000,000	73,500,000
3352	102487 00007	JEEP	WRANGLER	4.0L AUTOMATIC	2010	1.050	362,000,000	380,100,000
3353	102487 00007	JEEP	WRANGLER	4.0L AUTOMATIC	2009	1.050	345,000,000	362,250,000
3354	102487 00007	JEEP	WRANGLER	4.0L AUTOMATIC	2008	1.050	329,000,000	345,450,000
3355	102487 00007	JEEP	WRANGLER	4.0L AUTOMATIC	2007	1.050	313,000,000	328,650,000
3356	102487 00007	JEEP	WRANGLER	4.0L AUTOMATIC	2006	1.050	269,000,000	282,450,000
3357	102487 00008	JEEP	WRANGLER	USA	1995	1.050	116,000,000	121,800,000
3358	102489 00038	JEEP	LEXUS	CT 200H (4X2)	2012	1.050	621,000,000	652,050,000
3359	102489 00038	JEEP	LEXUS	CT 200H (4X2)	2011	1.050	592,000,000	621,600,000
3360	102489 00039	JEEP	LEXUS	LX 470 AT	2006	1.050	1,015,000,000	1,065,750,000
3361	102489 00039	JEEP	LEXUS	LX 470 AT	2005	1.050	913,000,000	958,650,000
3362	102489 00039	JEEP	LEXUS	LX 470 AT	2004	1.050	825,000,000	866,250,000
3363	102489 00039	JEEP	LEXUS	LX 470 AT	2003	1.050	731,000,000	767,550,000
3364	102489 00039	JEEP	LEXUS	LX 470 AT	2002	1.050	695,000,000	729,750,000
3365	102489 00039	JEEP	LEXUS	LX 470 AT	2001	1.050	660,000,000	693,000,000
3366	102489 00040	JEEP	LEXUS	LX 570 4X4 A/T	2019	1.050	2,441,000,000	2,563,050,000
3367	102489 00040	JEEP	LEXUS	LX 570 4X4 A/T	2018	1.050	2,319,000,000	2,434,950,000
3368	102489 00040	JEEP	LEXUS	LX 570 4X4 A/T	2017	1.050	2,204,000,000	2,314,200,000
3369	102489 00040	JEEP	LEXUS	LX 570 4X4 A/T	2016	1.050	2,094,000,000	2,198,700,000
3370	102489 00041	JEEP	LEXUS	LX570 AT (URJ201R-GNTGKQ)	2015	1.050	1,597,000,000	1,676,850,000
3371	102489 00041	JEEP	LEXUS	LX570 AT (URJ201R-GNTGKQ)	2014	1.050	1,596,000,000	1,675,800,000
3372	102489 00041	JEEP	LEXUS	LX570 AT (URJ201R-GNTGKQ)	2013	1.050	1,558,000,000	1,635,900,000
3373	102489 00041	JEEP	LEXUS	LX570 AT (URJ201R-GNTGKQ)	2012	1.050	1,538,000,000	1,614,900,000
3374	102489 00041	JEEP	LEXUS	LX570 AT (URJ201R-GNTGKQ)	2011	1.050	1,500,000,000	1,575,000,000
3375	102489 00041	JEEP	LEXUS	LX570 AT (URJ201R-GNTGKQ)	2010	1.050	1,397,000,000	1,466,850,000
3376	102489 00041	JEEP	LEXUS	LX570 AT (URJ201R-GNTGKQ)	2009	1.050	1,351,000,000	1,418,550,000
3377	102489 00041	JEEP	LEXUS	LX570 AT (URJ201R-GNTGKQ)	2008	1.050	1,127,000,000	1,183,350,000

NO	KODING	JENIS	MERЕК	TIPE	TH BUAT	BOBOT	NJKB	DP PKB
1	2	3	4	5	6	7	8	9
3378	102489 00042	JEEP	LEXUS	LX570 SPORT 4X4 A/T (URJ201R-GNZGKQ)	2019	1.050	2,456,000,000	2,578,800,000
3379	102489 00042	JEEP	LEXUS	LX570 SPORT 4X4 A/T (URJ201R-GNZGKQ)	2018	1.050	2,334,000,000	2,450,700,000
3380	102489 00043	JEEP	LEXUS	NX 200T 2WD AT	2015	1.050	609,000,000	639,450,000
3381	102489 00044	JEEP	LEXUS	NX 200T F-SPORT 4X2 A/T	2017	1.050	691,000,000	725,550,000
3382	102489 00044	JEEP	LEXUS	NX 200T F-SPORT 4X2 A/T	2016	1.050	674,000,000	707,700,000
3383	102489 00045	JEEP	LEXUS	NX 200T F-SPORT 4X4 A/T	2015	1.050	1,048,000,000	1,100,400,000
3384	102489 00046	JEEP	LEXUS	NX 200T LUXURY 4X2 A/T	2016	1.050	657,000,000	689,850,000
3385	102489 00049	JEEP	LEXUS	NX300 F-SPORT 4X2 A/T (AGZ10R-AWTLTQ)	2019	1.050	842,000,000	884,100,000
3386	102489 00049	JEEP	LEXUS	NX300 F-SPORT 4X2 A/T (AGZ10R-AWTLTQ)	2018	1.050	800,000,000	840,000,000
3387	102489 00047	JEEP	LEXUS	NX 300H 2WD AT	2015	1.050	723,000,000	759,150,000
3388	102489 00050	JEEP	LEXUS	NX300 LUXURY 4X2 A/T (AGZ10R-AWTLTQ)	2019	1.050	803,000,000	843,150,000
3389	102489 00050	JEEP	LEXUS	NX300 LUXURY 4X2 A/T (AGZ10R-AWTLTQ)	2018	1.050	763,000,000	801,150,000
3390	102489 00048	JEEP	LEXUS	NX A/T	2017	1.050	675,000,000	708,750,000
3391	102489 00048	JEEP	LEXUS	NX A/T	2016	1.050	641,000,000	673,050,000
3392	102489 00048	JEEP	LEXUS	NX A/T	2015	1.050	609,000,000	639,450,000
3393	102489 00051	JEEP	LEXUS	RX 200T F-SPORT 4X2 A/T	2017	1.050	889,000,000	933,450,000
3394	102489 00051	JEEP	LEXUS	RX 200T F-SPORT 4X2 A/T	2011	1.050	847,000,000	889,350,000
3395	102489 00051	JEEP	LEXUS	RX 200T F-SPORT 4X2 A/T	2010	1.050	788,000,000	827,400,000
3396	102489 00051	JEEP	LEXUS	RX 200T F-SPORT 4X2 A/T	2009	1.050	731,000,000	767,550,000
3397	102489 00051	JEEP	LEXUS	RX 200T F-SPORT 4X2 A/T	2008	1.050	644,000,000	676,200,000
3398	102489 00052	JEEP	LEXUS	RX 200T LUXURY 4X2 A/T	2017	1.050	883,000,000	927,150,000
3399	102489 00052	JEEP	LEXUS	RX 200T LUXURY 4X2 A/T	2016	1.050	839,000,000	880,950,000
3400	102489 00058	JEEP	LEXUS	RX270 A/T	2015	1.050	748,000,000	785,400,000
3401	102489 00058	JEEP	LEXUS	RX270 A/T	2014	1.050	726,000,000	762,300,000
3402	102489 00058	JEEP	LEXUS	RX270 A/T	2013	1.050	692,000,000	726,600,000
3403	102489 00058	JEEP	LEXUS	RX270 A/T	2012	1.050	671,000,000	704,550,000
3404	102489 00058	JEEP	LEXUS	RX270 A/T	2011	1.050	615,000,000	645,750,000
3405	102489 00053	JEEP	LEXUS	RX 270 RHD AT	2015	1.050	795,000,000	834,750,000
3406	102489 00053	JEEP	LEXUS	RX 270 RHD AT	2014	1.050	662,000,000	695,100,000
3407	102489 00059	JEEP	LEXUS	RX270 STD.A/T	2015	1.050	757,000,000	794,850,000
3408	102489 00059	JEEP	LEXUS	RX270 STD.A/T	2014	1.050	720,000,000	756,000,000
3409	102489 00059	JEEP	LEXUS	RX270 STD.A/T	2013	1.050	685,000,000	719,250,000
3410	102489 00059	JEEP	LEXUS	RX270 STD.A/T	2012	1.050	671,000,000	704,550,000
3411	102489 00059	JEEP	LEXUS	RX270 STD.A/T	2011	1.050	615,000,000	645,750,000
3412	102489 00060	JEEP	LEXUS	RX300 (4x2)	2006	1.050	383,000,000	402,150,000
3413	102489 00060	JEEP	LEXUS	RX300 (4x2)	2005	1.050	344,000,000	361,200,000
3414	102489 00060	JEEP	LEXUS	RX300 (4x2)	2004	1.050	306,000,000	321,300,000
3415	102489 00060	JEEP	LEXUS	RX300 (4x2)	2003	1.050	256,000,000	268,800,000
3416	102489 00060	JEEP	LEXUS	RX300 (4x2)	2002	1.050	220,000,000	231,000,000
3417	102489 00060	JEEP	LEXUS	RX300 (4x2)	2001	1.050	198,000,000	207,900,000
3418	102489 00061	JEEP	LEXUS	RX300 (4x4)	2006	1.050	462,000,000	485,100,000
3419	102489 00061	JEEP	LEXUS	RX300 (4x4)	2005	1.050	415,000,000	435,750,000
3420	102489 00061	JEEP	LEXUS	RX300 (4x4)	2004	1.050	362,000,000	380,100,000
3421	102489 00061	JEEP	LEXUS	RX300 (4x4)	2003	1.050	329,000,000	345,450,000
3422	102489 00061	JEEP	LEXUS	RX300 (4x4)	2002	1.050	297,000,000	311,850,000
3423	102489 00061	JEEP	LEXUS	RX300 (4x4)	2001	1.050	267,000,000	280,350,000
3424	102489 00061	JEEP	LEXUS	RX300 (4x4)	2000	1.050	251,000,000	263,550,000
3425	102489 00062	JEEP	LEXUS	RX300 F-SPORT 4X2 A/T (AGL20R-AWTGZ)	2019	1.050	1,073,000,000	1,126,650,000
3426	102489 00062	JEEP	LEXUS	RX300 F-SPORT 4X2 A/T (AGL20R-AWTGZ)	2018	1.050	1,020,000,000	1,071,000,000
3427	102489 00063	JEEP	LEXUS	RX300 LUXURY 4X2 A/T (AGL20R-AWTGZ)	2019	1.050	1,034,000,000	1,085,700,000
3428	102489 00063	JEEP	LEXUS	RX300 LUXURY 4X2 A/T (AGL20R-AWTGZ)	2018	1.050	983,000,000	1,032,150,000
3429	102489 00064	JEEP	LEXUS	RX330	2005	1.050	491,000,000	515,550,000
3430	102489 00064	JEEP	LEXUS	RX330	2004	1.050	406,000,000	426,300,000
3431	102489 00064	JEEP	LEXUS	RX330	2003	1.050	350,000,000	367,500,000
3432	102489 00065	JEEP	LEXUS	RX350 A/T (GGL15R-AWTGKW)	2011	1.050	847,000,000	889,350,000
3433	102489 00065	JEEP	LEXUS	RX350 A/T (GGL15R-AWTGKW)	2010	1.050	788,000,000	827,400,000
3434	102489 00065	JEEP	LEXUS	RX350 A/T (GGL15R-AWTGKW)	2009	1.050	731,000,000	767,550,000
3435	102489 00065	JEEP	LEXUS	RX350 A/T (GGL15R-AWTGKW)	2008	1.050	644,000,000	676,200,000
3436	102489 00066	JEEP	LEXUS	RX350 A/T GSU35R-AWAGKW	2015	1.050	911,000,000	956,550,000
3437	102489 00066	JEEP	LEXUS	RX350 A/T GSU35R-AWAGKW	2014	1.050	907,000,000	952,350,000
3438	102489 00066	JEEP	LEXUS	RX350 A/T GSU35R-AWAGKW	2013	1.050	900,000,000	945,000,000
3439	102489 00066	JEEP	LEXUS	RX350 A/T GSU35R-AWAGKW	2012	1.050	887,000,000	931,350,000
3440	102489 00066	JEEP	LEXUS	RX350 A/T GSU35R-AWAGKW	2011	1.050	847,000,000	889,350,000
3441	102489 00066	JEEP	LEXUS	RX350 A/T GSU35R-AWAGKW	2010	1.050	788,000,000	827,400,000
3442	102489 00066	JEEP	LEXUS	RX350 A/T GSU35R-AWAGKW	2009	1.050	731,000,000	767,550,000
3443	102489 00066	JEEP	LEXUS	RX350 A/T GSU35R-AWAGKW	2008	1.050	644,000,000	676,200,000
3444	102489 00066	JEEP	LEXUS	RX350 A/T GSU35R-AWAGKW	2007	1.050	539,000,000	565,950,000
3445	102489 00066	JEEP	LEXUS	RX350 A/T GSU35R-AWAGKW	2006	1.050	497,000,000	521,850,000
3446	102489 00054	JEEP	LEXUS	RX 350 F-SPORT 4X4 A/T	2019	1.050	1,599,000,000	1,678,950,000
3447	102489 00054	JEEP	LEXUS	RX 350 F-SPORT 4X4 A/T	2018	1.050	1,520,000,000	1,596,000,000
3448	102489 00054	JEEP	LEXUS	RX 350 F-SPORT 4X4 A/T	2017	1.050	1,444,000,000	1,516,200,000
3449	102489 00054	JEEP	LEXUS	RX 350 F-SPORT 4X4 A/T	2016	1.050	1,372,000,000	1,440,600,000
3450	102489 00067	JEEP	LEXUS	RX350L 4X4 A/T (GGL26R-ARZGB)	2019	1.050	1,665,000,000	1,748,250,000
3451	102489 00067	JEEP	LEXUS	RX350L 4X4 A/T (GGL26R-ARZGB)	2018	1.050	1,582,000,000	1,661,100,000
3452	102489 00055	JEEP	LEXUS	RX 350 LUXURY 4X4 A/T	2019	1.050	1,579,000,000	1,657,950,000
3453	102489 00055	JEEP	LEXUS	RX 350 LUXURY 4X4 A/T	2018	1.050	1,501,000,000	1,576,050,000
3454	102489 00055	JEEP	LEXUS	RX 350 LUXURY 4X4 A/T	2017	1.050	1,426,000,000	1,497,300,000
3455	102489 00055	JEEP	LEXUS	RX 350 LUXURY 4X4 A/T	2016	1.050	1,355,000,000	1,422,750,000
3456	102489 00056	JEEP	LEXUS	RX 450H F-SPORT 4X4 A/T	2017	1.050	1,477,000,000	1,550,850,000
3457	102489 00056	JEEP	LEXUS	RX 450H F-SPORT 4X4 A/T	2016	1.050	1,403,000,000	1,473,150,000
3458	102489 00068	JEEP	LEXUS	RX450h Hybrid A/T	2015	1.050	1,088,000,000	1,142,400,000
3459	102489 00068	JEEP	LEXUS	RX450h Hybrid A/T	2014	1.050	1,085,000,000	1,139,250,000
3460	102489 00068	JEEP	LEXUS	RX450h Hybrid A/T	2013	1.050	1,079,000,000	1,132,950,000
3461	102489 00068	JEEP	LEXUS	RX450h Hybrid A/T	2012	1.050	892,000,000	936,600,000
3462	102489 00057	JEEP	LEXUS	RX 450H LUXURY 4X4 A/T	2017	1.050	1,486,000,000	1,560,300,000
3463	102489 00057	JEEP	LEXUS	RX 450H LUXURY 4X4 A/T	2016	1.050	1,412,000,000	1,482,600,000
3464	102489 00069	JEEP	LEXUS	UX200 F-SPORT 4X2 A/T (MZAA10R-AWXBB)	2019	1.050	410,000,000	430,500,000
3465	102489 00069	JEEP	LEXUS	UX200 F-SPORT 4X2 A/T (MZAA10R-AWXBB)	2018	1.050	390,000,000	409,500,000
3466	102489 00070	JEEP	LEXUS	UX200 LUXURY 4X2 A/T (MZAA10R-AWXBB)	2019	1.050	405,000,000	425,250,000

NO	KODING	JENIS	MEREK	TIPE	TH BUAT	BOBOT	NJKB	DP PKB
1	2	3	4	5	6	7	8	9
3467	102489 00070	JEEP	LEXUS	UX200 LUXURY 4X2 A/T (MZAA10R-AWXBB)	2018	1.050	385,000,000	404,250,000
3468	102489 00073	JEEP	LEXUS	UX250H 4X2 A/T (MZA10R-AWXBB)	2019	1.050	430,000,000	451,500,000
3469	102491 00005	JEEP	MINI	JOHN COOPER WORKS COUNTRYMAN A/T	2017	1.050	988,000,000	1,037,400,000
3470	102611 00001	JEEP	CHRYSLER JEEP	CHEROKEE	1980	1.050	15,000,000	15,750,000
3471	102611 00002	JEEP	CHRYSLER JEEP	WILLYS DEPC 4-72	1980	1.050	11,000,000	11,550,000
3472	102611 00003	JEEP	CHRYSLER JEEP	WILLYS KAISER	1980	1.050	6,500,000	6,825,000
3473	102611 00003	JEEP	CHRYSLER JEEP	WILLYS KAISER	1975	1.050	6,500,000	6,825,000
3474	102611 00003	JEEP	CHRYSLER JEEP	WILLYS KAISER	1966	1.050	6,500,000	6,825,000
3475	102611 00004	JEEP	CHRYSLER JEEP	WILLYS UNIVERSAL CJ 5 CANVASTOP (BENSIN)	1980	1.050	10,000,000	10,500,000
3476	102611 00004	JEEP	CHRYSLER JEEP	WILLYS UNIVERSAL CJ 5 CANVASTOP (BENSIN)	1968	1.050	10,000,000	10,500,000
3477	102611 00004	JEEP	CHRYSLER JEEP	WILLYS UNIVERSAL CJ 5 CANVASTOP (BENSIN)	1948	1.050	10,000,000	10,500,000
3478	102611 00005	JEEP	CHRYSLER JEEP	WILLYS UTILITY	1980	1.050	11,000,000	11,550,000
3479	102611 00005	JEEP	CHRYSLER JEEP	WILLYS UTILITY	1969	1.050	11,000,000	11,550,000
3480	102611 00006	JEEP	CHRYSLER JEEP	WILLYS WAGONER	1980	1.050	13,500,000	14,175,000
3481	102643 00011	JEEP	INFINITI	FX37 (4X4) A/T	2013	1.050	991,000,000	1,040,550,000
3482	102643 00011	JEEP	INFINITI	FX37 (4X4) A/T	2012	1.050	848,000,000	890,400,000
3483	102643 00011	JEEP	INFINITI	FX37 (4X4) A/T	2011	1.050	767,000,000	805,350,000
3484	102643 00012	JEEP	INFINITI	FX50 (4X4) A/T	2015	1.050	1,317,000,000	1,382,850,000
3485	102643 00012	JEEP	INFINITI	FX50 (4X4) A/T	2014	1.050	1,254,000,000	1,316,700,000
3486	102643 00012	JEEP	INFINITI	FX50 (4X4) A/T	2013	1.050	1,193,000,000	1,252,650,000
3487	102643 00012	JEEP	INFINITI	FX50 (4X4) A/T	2012	1.050	1,138,000,000	1,194,900,000
3488	102643 00012	JEEP	INFINITI	FX50 (4X4) A/T	2011	1.050	1,051,000,000	1,103,550,000
3489	102643 00013	JEEP	INFINITI	QX70 3.7 (4X4) A/T	2016	1.050	1,326,000,000	1,392,300,000
3490	102643 00013	JEEP	INFINITI	QX70 3.7 (4X4) A/T	2015	1.050	1,260,000,000	1,323,000,000
3491	102643 00013	JEEP	INFINITI	QX70 3.7 (4X4) A/T	2014	1.050	1,197,000,000	1,256,850,000
3492	102643 00013	JEEP	INFINITI	QX70 3.7 (4X4) A/T	2013	1.050	1,137,000,000	1,193,850,000
3493	102643 00014	JEEP	INFINITI	QX70 5.0 (4X4) A/T	2016	1.050	1,572,000,000	1,650,600,000
3494	102643 00014	JEEP	INFINITI	QX70 5.0 (4X4) A/T	2015	1.050	1,493,000,000	1,567,650,000
3495	102643 00014	JEEP	INFINITI	QX70 5.0 (4X4) A/T	2014	1.050	1,444,000,000	1,516,200,000
3496	102643 00014	JEEP	INFINITI	QX70 5.0 (4X4) A/T	2013	1.050	1,373,000,000	1,441,650,000
3497	102643 00015	JEEP	INFINITI	QX80 5.6 (4X4) A/T	2016	1.050	2,027,000,000	2,128,350,000
3498	102643 00015	JEEP	INFINITI	QX80 5.6 (4X4) A/T	2015	1.050	1,926,000,000	2,022,300,000
3499	102651 00001	JEEP	ESEMKA	RAJAWALI	2014	1.050	117,000,000	122,850,000
3500	102651 00001	JEEP	ESEMKA	RAJAWALI	2013	1.050	110,000,000	115,500,000
3501	102670 00001	JEEP	SHINJIN	S.C HDTP	1980	1.050	12,800,000	13,440,000
3502	102670 00002	JEEP	SHINJIN	SHINJIN	1979	1.050	15,000,000	15,750,000
3503	102752 00001	JEEP	DAEWU	CARANDO 2.295	2000	1.050	100,000,000	105,000,000
3504	102768 00001	JEEP	JRD	J 4-1 (4X4) DIESEL	2005	1.050	77,000,000	80,850,000
3505	102768 00001	JEEP	JRD	J 4-1 (4X4) DIESEL	2004	1.050	70,000,000	73,500,000
3506	102768 00001	JEEP	JRD	J 4-1 (4X4) DIESEL	2003	1.050	65,000,000	68,250,000
3507	102768 00002	JEEP	JRD	J 4-2 (4X2) BENSIN	2005	1.050	84,000,000	88,200,000
3508	102768 00002	JEEP	JRD	J 4-2 (4X2) BENSIN	2004	1.050	77,000,000	80,850,000
3509	102768 00002	JEEP	JRD	J 4-2 (4X2) BENSIN	2003	1.050	71,000,000	74,550,000

NILAI JUAL KENDARAAN BERMOTOR
TAHUN 2019
JENIS : MOBIL PENUMPANG - MINIBUS

NO	KODING	JENIS	MEREK	TIPE	TH BUAT	BOBOT	NJKB	DP PKB
1	2	3	4	5	6	7	8	9
1	103027 00073	MINIBUS	AUDI	ALLROAD 2.7 BITURBO	2005	1.050	357,000,000	374,850,000
2	103027 00073	MINIBUS	AUDI	ALLROAD 2.7 BITURBO	2004	1.050	317,000,000	332,850,000
3	103027 00074	MINIBUS	AUDI	ALLROAD 2.7 T QUATTRO HS TIPTRONIC	2006	1.050	466,000,000	489,300,000
4	103027 00074	MINIBUS	AUDI	ALLROAD 2.7 T QUATTRO HS TIPTRONIC	2005	1.050	422,000,000	443,100,000
5	103027 00075	MINIBUS	AUDI	ALLROAD 2.7 T QUATTRO TIPTRONIC	2006	1.050	407,000,000	427,350,000
6	103027 00075	MINIBUS	AUDI	ALLROAD 2.7 T QUATTRO TIPTRONIC	2005	1.050	386,000,000	405,300,000
7	103027 00076	MINIBUS	AUDI	ALLROAD QUATTRO V.6 2.7	2005	1.050	389,000,000	408,450,000
8	103027 00076	MINIBUS	AUDI	ALLROAD QUATTRO V.6 2.7	2004	1.050	328,000,000	344,400,000
9	103027 00076	MINIBUS	AUDI	ALLROAD QUATTRO V.6 2.7	2003	1.050	303,000,000	318,150,000
10	103027 00076	MINIBUS	AUDI	ALLROAD QUATTRO V.6 2.7	2002	1.050	280,000,000	294,000,000
11	103029 00020	MINIBUS	AUSTIN	A 35	1980	1.050	8,500,000	8,925,000
12	103029 00021	MINIBUS	AUSTIN	HEALEY SP	1980	1.050	8,500,000	8,925,000
13	103051 00005	MINIBUS	BIMANTARA	ARYA 2500cc	1998	1.050	41,000,000	43,050,000
14	103051 00005	MINIBUS	BIMANTARA	ARYA 2500cc	1997	1.050	39,000,000	40,950,000
15	103051 00006	MINIBUS	BIMANTARA	ARYA 2607cc	1997	1.050	43,000,000	45,150,000
16	103054 00251	MINIBUS	BMW	218I ACTIVE TOURER A/T	2019	1.050	543,000,000	570,150,000
17	103054 00251	MINIBUS	BMW	218I ACTIVE TOURER A/T	2018	1.050	516,000,000	541,800,000
18	103054 00251	MINIBUS	BMW	218I ACTIVE TOURER A/T	2017	1.050	491,000,000	515,550,000
19	103054 00252	MINIBUS	BMW	218I GRAN TOURER A/T	2019	1.050	616,000,000	646,800,000
20	103054 00252	MINIBUS	BMW	218I GRAN TOURER A/T	2018	1.050	586,000,000	615,300,000
21	103054 00252	MINIBUS	BMW	218I GRAN TOURER A/T	2017	1.050	557,000,000	584,850,000
22	103054 00333	MINIBUS	BMW	530I TOURING A/T	2019	1.050	1,286,000,000	1,350,300,000
23	103054 00334	MINIBUS	BMW	630I GRAN TURISMO A/T	2019	1.050	1,412,000,000	1,482,600,000
24	103054 00253	MINIBUS	BMW	X1 SDRIVE 18I A/T	2019	1.050	601,000,000	631,050,000
25	103054 00253	MINIBUS	BMW	X1 SDRIVE 18I A/T	2018	1.050	571,000,000	599,550,000
26	103054 00253	MINIBUS	BMW	X1 SDRIVE 18I A/T	2017	1.050	543,000,000	570,150,000
27	103054 00256	MINIBUS	BMW	X1 SDRIVE18I A/T 4X2 (CKD)	2013	1.050	486,000,000	510,300,000
28	103054 00256	MINIBUS	BMW	X1 SDRIVE18I A/T 4X2 (CKD)	2012	1.050	463,000,000	486,150,000
29	103054 00254	MINIBUS	BMW	X1 SDRIVE 18I F48 A/T	2019	1.050	601,000,000	631,050,000
30	103054 00254	MINIBUS	BMW	X1 SDRIVE 18I F48 A/T	2018	1.050	571,000,000	599,550,000
31	103054 00254	MINIBUS	BMW	X1 SDRIVE 18I F48 A/T	2017	1.050	543,000,000	570,150,000
32	103054 00254	MINIBUS	BMW	X1 SDRIVE 18I F48 A/T	2016	1.050	516,000,000	541,800,000
33	103054 00255	MINIBUS	BMW	X1 SDRIVE 20D A/T	2019	1.050	498,000,000	522,900,000
34	103054 00255	MINIBUS	BMW	X1 SDRIVE 20D A/T	2018	1.050	474,000,000	497,700,000
35	103054 00255	MINIBUS	BMW	X1 SDRIVE 20D A/T	2017	1.050	451,000,000	473,550,000
36	103054 00335	MINIBUS	BMW	X2 SDRIVE18I A/T	2019	1.050	732,000,000	768,600,000
37	103077 00001	MINIBUS	CHANGAN	SC 6331	2003	1.050	22,000,000	23,100,000
38	103077 00001	MINIBUS	CHANGAN	SC 6331	2002	1.050	20,000,000	21,000,000
39	103077 00001	MINIBUS	CHANGAN	SC 6331	2001	1.050	19,000,000	19,950,000
40	103079 00063	MINIBUS	CHEVROLET	AVEO 1.4 LS MT (4X2)	2015	1.050	146,000,000	153,300,000
41	103079 00063	MINIBUS	CHEVROLET	AVEO 1.4 LS MT (4X2)	2014	1.050	139,000,000	145,950,000
42	103079 00063	MINIBUS	CHEVROLET	AVEO 1.4 LS MT (4X2)	2013	1.050	131,000,000	137,550,000
43	103079 00063	MINIBUS	CHEVROLET	AVEO 1.4 LS MT (4X2)	2012	1.050	130,000,000	136,500,000
44	103079 00064	MINIBUS	CHEVROLET	AVEO 1.4 LT A/T	2016	1.050	144,000,000	151,200,000
45	103079 00064	MINIBUS	CHEVROLET	AVEO 1.4 LT A/T	2015	1.050	143,000,000	150,150,000
46	103079 00065	MINIBUS	CHEVROLET	AVEO 1.4 LT AT (4X2)	2015	1.050	169,000,000	177,450,000
47	103079 00065	MINIBUS	CHEVROLET	AVEO 1.4 LT AT (4X2)	2014	1.050	161,000,000	169,050,000
48	103079 00065	MINIBUS	CHEVROLET	AVEO 1.4 LT AT (4X2)	2013	1.050	153,000,000	160,650,000
49	103079 00065	MINIBUS	CHEVROLET	AVEO 1.4 LT AT (4X2)	2012	1.050	152,000,000	159,600,000
50	103079 00066	MINIBUS	CHEVROLET	AVEO 1.4 LT M/T	2016	1.050	132,000,000	138,600,000
51	103079 00066	MINIBUS	CHEVROLET	AVEO 1.4 LT M/T	2015	1.050	131,000,000	137,550,000
52	103079 00067	MINIBUS	CHEVROLET	AVEO 1.4 LT MT (4X2)	2015	1.050	158,000,000	165,900,000
53	103079 00067	MINIBUS	CHEVROLET	AVEO 1.4 LT MT (4X2)	2014	1.050	150,000,000	157,500,000
54	103079 00067	MINIBUS	CHEVROLET	AVEO 1.4 LT MT (4X2)	2013	1.050	141,000,000	148,050,000
55	103079 00067	MINIBUS	CHEVROLET	AVEO 1.4 LT MT (4X2)	2012	1.050	140,000,000	147,000,000
56	103079 00068	MINIBUS	CHEVROLET	AVEO 1.5 L AT	2011	1.050	132,000,000	138,600,000
57	103079 00068	MINIBUS	CHEVROLET	AVEO 1.5 L AT	2010	1.050	123,000,000	129,150,000
58	103079 00068	MINIBUS	CHEVROLET	AVEO 1.5 L AT	2009	1.050	113,000,000	118,650,000
59	103079 00068	MINIBUS	CHEVROLET	AVEO 1.5 L AT	2008	1.050	101,000,000	106,050,000
60	103079 00068	MINIBUS	CHEVROLET	AVEO 1.5 L AT	2007	1.050	98,000,000	102,900,000
61	103079 00068	MINIBUS	CHEVROLET	AVEO 1.5 L AT	2006	1.050	80,000,000	84,000,000
62	103079 00068	MINIBUS	CHEVROLET	AVEO 1.5 L AT	2005	1.050	77,000,000	80,850,000
63	103079 00068	MINIBUS	CHEVROLET	AVEO 1.5 L AT	2004	1.050	67,000,000	70,350,000
64	103079 00068	MINIBUS	CHEVROLET	AVEO 1.5 L AT	2003	1.050	62,000,000	65,100,000
65	103079 00068	MINIBUS	CHEVROLET	AVEO 1.5 L AT	1993	1.050	22,000,000	23,100,000
66	103079 00068	MINIBUS	CHEVROLET	AVEO 1.5 L AT	1992	1.050	21,000,000	22,050,000
67	103079 00068	MINIBUS	CHEVROLET	AVEO 1.5 L AT	1991	1.050	20,000,000	21,000,000
68	103079 00068	MINIBUS	CHEVROLET	AVEO 1.5 L AT	1990	1.050	18,000,000	18,900,000
69	103079 00068	MINIBUS	CHEVROLET	AVEO 1.5 L AT	1989	1.050	17,000,000	17,850,000
70	103079 00068	MINIBUS	CHEVROLET	AVEO 1.5 L AT	1988	1.050	16,000,000	16,800,000
71	103079 00068	MINIBUS	CHEVROLET	AVEO 1.5 L AT	1987	1.050	15,500,000	16,275,000
72	103079 00068	MINIBUS	CHEVROLET	AVEO 1.5 L AT	1986	1.050	15,000,000	15,750,000
73	103079 00068	MINIBUS	CHEVROLET	AVEO 1.5 L AT	1985	1.050	14,500,000	15,225,000
74	103079 00068	MINIBUS	CHEVROLET	AVEO 1.5 L AT	1984	1.050	14,000,000	14,700,000
75	103079 00068	MINIBUS	CHEVROLET	AVEO 1.5 L AT	1983	1.050	13,000,000	13,650,000
76	103079 00068	MINIBUS	CHEVROLET	AVEO 1.5 L AT	1982	1.050	12,000,000	12,600,000
77	103079 00068	MINIBUS	CHEVROLET	AVEO 1.5 L AT	1981	1.050	11,000,000	11,550,000
78	103079 00068	MINIBUS	CHEVROLET	AVEO 1.5 L AT	1980	1.050	10,000,000	10,500,000
79	103079 00069	MINIBUS	CHEVROLET	AVEO 1.5 L MT	2011	1.050	121,000,000	127,050,000
80	103079 00069	MINIBUS	CHEVROLET	AVEO 1.5 L MT	2010	1.050	119,000,000	124,950,000
81	103079 00069	MINIBUS	CHEVROLET	AVEO 1.5 L MT	2009	1.050	117,000,000	122,850,000
82	103079 00069	MINIBUS	CHEVROLET	AVEO 1.5 L MT	2008	1.050	115,000,000	120,750,000
83	103079 00069	MINIBUS	CHEVROLET	AVEO 1.5 L MT	2007	1.050	113,000,000	118,650,000
84	103079 00069	MINIBUS	CHEVROLET	AVEO 1.5 L MT	2006	1.050	111,000,000	116,550,000
85	103079 00069	MINIBUS	CHEVROLET	AVEO 1.5 L MT	2005	1.050	109,000,000	114,450,000
86	103079 00069	MINIBUS	CHEVROLET	AVEO 1.5 L MT	2004	1.050	107,000,000	112,350,000

NO	KODING	JENIS	MERЕК	TIPE	TH BUAT	BOBOT	NJKB	DP PKB
1	2	3	4	5	6	7	8	9
87	103079 00069	MINIBUS	CHEVROLET	AVEO 1.5 L MT	2003	1.050	105,000,000	110,250,000
88	103079 00069	MINIBUS	CHEVROLET	AVEO 1.5 L MT	2002	1.050	103,000,000	108,150,000
89	103079 00069	MINIBUS	CHEVROLET	AVEO 1.5 L MT	2001	1.050	101,000,000	106,050,000
90	103079 00069	MINIBUS	CHEVROLET	AVEO 1.5 L MT	2000	1.050	99,000,000	103,950,000
91	103079 00070	MINIBUS	CHEVROLET	AVEO 1.6 LTZ A/T	2015	1.050	176,000,000	184,800,000
92	103079 00070	MINIBUS	CHEVROLET	AVEO 1.6 LTZ A/T	2014	1.050	168,000,000	176,400,000
93	103079 00071	MINIBUS	CHEVROLET	AVEO LT 1.5 AT	2004	1.050	69,000,000	72,450,000
94	103079 00072	MINIBUS	CHEVROLET	AVEO LT 1.5 MT	2004	1.050	65,000,000	68,250,000
95	103079 00073	MINIBUS	CHEVROLET	AVEO LT SPORT 1.5 AT	2005	1.050	81,000,000	85,050,000
96	103079 00073	MINIBUS	CHEVROLET	AVEO LT SPORT 1.5 AT	2004	1.050	70,000,000	73,500,000
97	103079 00074	MINIBUS	CHEVROLET	AVEO LT SPORT 1.5 MT	2005	1.050	77,000,000	80,850,000
98	103079 00074	MINIBUS	CHEVROLET	AVEO LT SPORT 1.5 MT	2004	1.050	67,000,000	70,350,000
99	103079 00075	MINIBUS	CHEVROLET	BLAZER CARAVELLE	2003	1.050	82,000,000	86,100,000
100	103079 00075	MINIBUS	CHEVROLET	BLAZER CARAVELLE	2002	1.050	78,000,000	81,900,000
101	103079 00076	MINIBUS	CHEVROLET	BLAZER CARAVELLE PLUS	2003	1.050	84,000,000	88,200,000
102	103079 00076	MINIBUS	CHEVROLET	BLAZER CARAVELLE PLUS	2002	1.050	82,000,000	86,100,000
103	103079 00078	MINIBUS	CHEVROLET	BLAZER DOHC-01	2005	1.050	111,000,000	116,550,000
104	103079 00078	MINIBUS	CHEVROLET	BLAZER DOHC-01	2004	1.050	98,000,000	102,900,000
105	103079 00078	MINIBUS	CHEVROLET	BLAZER DOHC-01	2003	1.050	91,000,000	95,550,000
106	103079 00078	MINIBUS	CHEVROLET	BLAZER DOHC-01	2002	1.050	85,000,000	89,250,000
107	103079 00077	MINIBUS	CHEVROLET	BLAZER DOHC 2.2	2005	1.050	126,000,000	132,300,000
108	103079 00079	MINIBUS	CHEVROLET	BLAZER LN	2004	1.050	82,000,000	86,100,000
109	103079 00080	MINIBUS	CHEVROLET	BLAZER LT	2005	1.050	123,000,000	129,150,000
110	103079 00080	MINIBUS	CHEVROLET	BLAZER LT	2004	1.050	108,000,000	113,400,000
111	103079 00081	MINIBUS	CHEVROLET	BLAZER LT 2.2	2005	1.050	139,000,000	145,950,000
112	103079 00083	MINIBUS	CHEVROLET	BLAZER MONTERA-01	2006	1.050	93,000,000	97,650,000
113	103079 00083	MINIBUS	CHEVROLET	BLAZER MONTERA-01	2005	1.050	89,000,000	93,450,000
114	103079 00083	MINIBUS	CHEVROLET	BLAZER MONTERA-01	2004	1.050	85,000,000	89,250,000
115	103079 00083	MINIBUS	CHEVROLET	BLAZER MONTERA-01	2003	1.050	78,000,000	81,900,000
116	103079 00083	MINIBUS	CHEVROLET	BLAZER MONTERA-01	2002	1.050	76,000,000	79,800,000
117	103079 00082	MINIBUS	CHEVROLET	BLAZER MONTERA SE	2004	1.050	98,000,000	102,900,000
118	103079 00084	MINIBUS	CHEVROLET	BLAZER SPORTUNE	2003	1.050	83,000,000	87,150,000
119	103079 00084	MINIBUS	CHEVROLET	BLAZER SPORTUNE	2002	1.050	82,000,000	86,100,000
120	103079 00085	MINIBUS	CHEVROLET	BLAZER XR 2.2	2005	1.050	113,000,000	118,650,000
121	103079 00086	MINIBUS	CHEVROLET	CAMARO	1981	1.050	11,000,000	11,550,000
122	103079 00089	MINIBUS	CHEVROLET	CAPTIVA 2.0L A/T (DIESEL)	2011	1.050	250,000,000	262,500,000
123	103079 00089	MINIBUS	CHEVROLET	CAPTIVA 2.0L A/T (DIESEL)	2010	1.050	236,000,000	247,800,000
124	103079 00089	MINIBUS	CHEVROLET	CAPTIVA 2.0L A/T (DIESEL)	2009	1.050	227,000,000	238,350,000
125	103079 00089	MINIBUS	CHEVROLET	CAPTIVA 2.0L A/T (DIESEL)	2008	1.050	213,000,000	223,650,000
126	103079 00087	MINIBUS	CHEVROLET	CAPTIVA 2.0 L AT FL (DIESEL)	2015	1.050	307,000,000	322,350,000
127	103079 00087	MINIBUS	CHEVROLET	CAPTIVA 2.0 L AT FL (DIESEL)	2014	1.050	292,000,000	306,600,000
128	103079 00087	MINIBUS	CHEVROLET	CAPTIVA 2.0 L AT FL (DIESEL)	2013	1.050	279,000,000	292,950,000
129	103079 00087	MINIBUS	CHEVROLET	CAPTIVA 2.0 L AT FL (DIESEL)	2012	1.050	273,000,000	286,650,000
130	103079 00087	MINIBUS	CHEVROLET	CAPTIVA 2.0 L AT FL (DIESEL)	2011	1.050	268,000,000	281,400,000
131	103079 00090	MINIBUS	CHEVROLET	CAPTIVA 2.0L AWD A/T	2011	1.050	306,000,000	321,300,000
132	103079 00090	MINIBUS	CHEVROLET	CAPTIVA 2.0L AWD A/T	2010	1.050	288,000,000	302,400,000
133	103079 00090	MINIBUS	CHEVROLET	CAPTIVA 2.0L AWD A/T	2009	1.050	266,000,000	279,300,000
134	103079 00088	MINIBUS	CHEVROLET	CAPTIVA 2.0 L AWD AT FL (DIESEL)	2015	1.050	366,000,000	384,300,000
135	103079 00088	MINIBUS	CHEVROLET	CAPTIVA 2.0 L AWD AT FL (DIESEL)	2014	1.050	348,000,000	365,400,000
136	103079 00088	MINIBUS	CHEVROLET	CAPTIVA 2.0 L AWD AT FL (DIESEL)	2013	1.050	330,000,000	346,500,000
137	103079 00088	MINIBUS	CHEVROLET	CAPTIVA 2.0 L AWD AT FL (DIESEL)	2012	1.050	323,000,000	339,150,000
138	103079 00088	MINIBUS	CHEVROLET	CAPTIVA 2.0 L AWD AT FL (DIESEL)	2011	1.050	317,000,000	332,850,000
139	103079 00062	MINIBUS	CHEVROLET	CAPTIVA 2.0L AWD A/T L	2018	1.050	390,000,000	409,500,000
140	103079 00062	MINIBUS	CHEVROLET	CAPTIVA 2.0L AWD A/T L	2017	1.050	383,000,000	402,150,000
141	103079 00062	MINIBUS	CHEVROLET	CAPTIVA 2.0L AWD A/T L	2016	1.050	376,000,000	394,800,000
142	103079 00062	MINIBUS	CHEVROLET	CAPTIVA 2.0L AWD A/T L	2015	1.050	369,000,000	387,450,000
143	103079 00062	MINIBUS	CHEVROLET	CAPTIVA 2.0L AWD A/T L	2014	1.050	362,000,000	380,100,000
144	103079 00062	MINIBUS	CHEVROLET	CAPTIVA 2.0L AWD A/T L	2013	1.050	355,000,000	372,750,000
145	103079 00062	MINIBUS	CHEVROLET	CAPTIVA 2.0L AWD A/T L	2012	1.050	348,000,000	365,400,000
146	103079 00091	MINIBUS	CHEVROLET	CAPTIVA 2.0L FL 2 4X2 A/T	2018	1.050	336,000,000	352,800,000
147	103079 00091	MINIBUS	CHEVROLET	CAPTIVA 2.0L FL 2 4X2 A/T	2017	1.050	330,000,000	346,500,000
148	103079 00091	MINIBUS	CHEVROLET	CAPTIVA 2.0L FL 2 4X2 A/T	2016	1.050	324,000,000	340,200,000
149	103079 00091	MINIBUS	CHEVROLET	CAPTIVA 2.0L FL 2 4X2 A/T	2015	1.050	318,000,000	333,900,000
150	103079 00091	MINIBUS	CHEVROLET	CAPTIVA 2.0L FL 2 4X2 A/T	2014	1.050	312,000,000	327,600,000
151	103079 00091	MINIBUS	CHEVROLET	CAPTIVA 2.0L FL 2 4X2 A/T	2013	1.050	306,000,000	321,300,000
152	103079 00091	MINIBUS	CHEVROLET	CAPTIVA 2.0L FL 2 4X2 A/T	2012	1.050	300,000,000	315,000,000
153	103079 00093	MINIBUS	CHEVROLET	CAPTIVA 2.0L FL2 AT	2016	1.050	308,000,000	323,400,000
154	103079 00093	MINIBUS	CHEVROLET	CAPTIVA 2.0L FL2 AT	2015	1.050	276,000,000	289,800,000
155	103079 00092	MINIBUS	CHEVROLET	CAPTIVA 2.0L FL2 A/T LTZ	2016	1.050	324,000,000	340,200,000
156	103079 00094	MINIBUS	CHEVROLET	CAPTIVA 2.0L FL2 LTZ (4X2)A/T	2018	1.050	349,000,000	366,450,000
157	103079 00094	MINIBUS	CHEVROLET	CAPTIVA 2.0L FL2 LTZ (4X2)A/T	2017	1.050	343,000,000	360,150,000
158	103079 00094	MINIBUS	CHEVROLET	CAPTIVA 2.0L FL2 LTZ (4X2)A/T	2005	1.050	337,000,000	353,850,000
159	103079 00094	MINIBUS	CHEVROLET	CAPTIVA 2.0L FL2 LTZ (4X2)A/T	2004	1.050	331,000,000	347,550,000
160	103079 00094	MINIBUS	CHEVROLET	CAPTIVA 2.0L FL2 LTZ (4X2)A/T	2003	1.050	325,000,000	341,250,000
161	103079 00094	MINIBUS	CHEVROLET	CAPTIVA 2.0L FL2 LTZ (4X2)A/T	2002	1.050	319,000,000	334,950,000
162	103079 00095	MINIBUS	CHEVROLET	CAPTIVA 2.4L A/T	2011	1.050	245,000,000	257,250,000
163	103079 00096	MINIBUS	CHEVROLET	CAPTIVA 2.4L A/T FL	2017	1.050	358,000,000	375,900,000
164	103079 00096	MINIBUS	CHEVROLET	CAPTIVA 2.4L A/T FL	2016	1.050	340,000,000	357,000,000
165	103079 00096	MINIBUS	CHEVROLET	CAPTIVA 2.4L A/T FL	2015	1.050	323,000,000	339,150,000
166	103079 00096	MINIBUS	CHEVROLET	CAPTIVA 2.4L A/T FL	2014	1.050	307,000,000	322,350,000
167	103079 00096	MINIBUS	CHEVROLET	CAPTIVA 2.4L A/T FL	2013	1.050	292,000,000	306,600,000
168	103079 00096	MINIBUS	CHEVROLET	CAPTIVA 2.4L A/T FL	2012	1.050	277,000,000	290,850,000
169	103079 00096	MINIBUS	CHEVROLET	CAPTIVA 2.4L A/T FL	2011	1.050	263,000,000	276,150,000
170	103079 00097	MINIBUS	CHEVROLET	CAPTIVA 2.4L LT A/T	2011	1.050	234,000,000	245,700,000
171	103079 00097	MINIBUS	CHEVROLET	CAPTIVA 2.4L LT A/T	2010	1.050	219,000,000	229,950,000
172	103079 00097	MINIBUS	CHEVROLET	CAPTIVA 2.4L LT A/T	2009	1.050	206,000,000	216,300,000
173	103079 00097	MINIBUS	CHEVROLET	CAPTIVA 2.4L LT A/T	2008	1.050	189,000,000	198,450,000
174	103079 00097	MINIBUS	CHEVROLET	CAPTIVA 2.4L LT A/T	2007	1.050	182,000,000	191,100,000
175	103079 00098	MINIBUS	CHEVROLET	CAPTIVA 2.4L LT M/T	2011	1.050	220,000,000	231,000,000
176	103079 00098	MINIBUS	CHEVROLET	CAPTIVA 2.4L LT M/T	2010	1.050	206,000,000	216,300,000

NO	KODING	JENIS	MEREK	TIPE	TH BUAT	BOBOT	NJKB	DP PKB
1	2	3	4	5	6	7	8	9
177	103079 00098	MINIBUS	CHEVROLET	CAPTIVA 2.4L LT M/T	2009	1.050	196,000,000	205,800,000
178	103079 00098	MINIBUS	CHEVROLET	CAPTIVA 2.4L LT M/T	2008	1.050	180,000,000	189,000,000
179	103079 00098	MINIBUS	CHEVROLET	CAPTIVA 2.4L LT M/T	2007	1.050	174,000,000	182,700,000
180	103079 00099	MINIBUS	CHEVROLET	CAPTIVA 2.4L M/T FL	2015	1.050	281,000,000	295,050,000
181	103079 00099	MINIBUS	CHEVROLET	CAPTIVA 2.4L M/T FL	2014	1.050	268,000,000	281,400,000
182	103079 00099	MINIBUS	CHEVROLET	CAPTIVA 2.4L M/T FL	2013	1.050	254,000,000	266,700,000
183	103079 00099	MINIBUS	CHEVROLET	CAPTIVA 2.4L M/T FL	2012	1.050	246,000,000	258,300,000
184	103079 00099	MINIBUS	CHEVROLET	CAPTIVA 2.4L M/T FL	2011	1.050	244,000,000	256,200,000
185	103079 00100	MINIBUS	CHEVROLET	EKS LUV KB25 LONG	1981	1.050	16,000,000	16,800,000
186	103079 00100	MINIBUS	CHEVROLET	EKS LUV KB25 LONG	1980	1.050	12,000,000	12,600,000
187	103079 00101	MINIBUS	CHEVROLET	EKS LUV KB40	1981	1.050	16,000,000	16,800,000
188	103079 00101	MINIBUS	CHEVROLET	EKS LUV KB40	1980	1.050	14,000,000	14,700,000
189	103079 00102	MINIBUS	CHEVROLET	EKS LUV KBD20 DIESEL	1981	1.050	14,000,000	14,700,000
190	103079 00102	MINIBUS	CHEVROLET	EKS LUV KBD20 DIESEL	1980	1.050	12,000,000	12,600,000
191	103079 00103	MINIBUS	CHEVROLET	EKS LUV KBD21 (BIGHORN)	1989	1.050	21,000,000	22,050,000
192	103079 00103	MINIBUS	CHEVROLET	EKS LUV KBD21 (BIGHORN)	1988	1.050	20,000,000	21,000,000
193	103079 00103	MINIBUS	CHEVROLET	EKS LUV KBD21 (BIGHORN)	1987	1.050	19,000,000	19,950,000
194	103079 00103	MINIBUS	CHEVROLET	EKS LUV KBD21 (BIGHORN)	1986	1.050	17,000,000	17,850,000
195	103079 00106	MINIBUS	CHEVROLET	EKS LUV KBD21 DIESEL	1990	1.050	18,000,000	18,900,000
196	103079 00106	MINIBUS	CHEVROLET	EKS LUV KBD21 DIESEL	1989	1.050	17,000,000	17,850,000
197	103079 00106	MINIBUS	CHEVROLET	EKS LUV KBD21 DIESEL	1988	1.050	16,000,000	16,800,000
198	103079 00106	MINIBUS	CHEVROLET	EKS LUV KBD21 DIESEL	1987	1.050	15,500,000	16,275,000
199	103079 00106	MINIBUS	CHEVROLET	EKS LUV KBD21 DIESEL	1986	1.050	15,000,000	15,750,000
200	103079 00106	MINIBUS	CHEVROLET	EKS LUV KBD21 DIESEL	1985	1.050	14,500,000	15,225,000
201	103079 00106	MINIBUS	CHEVROLET	EKS LUV KBD21 DIESEL	1984	1.050	14,000,000	14,700,000
202	103079 00106	MINIBUS	CHEVROLET	EKS LUV KBD21 DIESEL	1983	1.050	13,000,000	13,650,000
203	103079 00106	MINIBUS	CHEVROLET	EKS LUV KBD21 DIESEL	1982	1.050	12,000,000	12,600,000
204	103079 00106	MINIBUS	CHEVROLET	EKS LUV KBD21 DIESEL	1981	1.050	11,000,000	11,550,000
205	103079 00104	MINIBUS	CHEVROLET	EKS LUV KBD21 (RODEO)	1989	1.050	21,000,000	22,050,000
206	103079 00104	MINIBUS	CHEVROLET	EKS LUV KBD21 (RODEO)	1988	1.050	20,000,000	21,000,000
207	103079 00104	MINIBUS	CHEVROLET	EKS LUV KBD21 (RODEO)	1987	1.050	19,000,000	19,950,000
208	103079 00104	MINIBUS	CHEVROLET	EKS LUV KBD21 (RODEO)	1986	1.050	17,000,000	17,850,000
209	103079 00105	MINIBUS	CHEVROLET	EKS LUV KBD21 (TROOPER)	1994	1.050	31,000,000	32,550,000
210	103079 00105	MINIBUS	CHEVROLET	EKS LUV KBD21 (TROOPER)	1993	1.050	29,000,000	30,450,000
211	103079 00105	MINIBUS	CHEVROLET	EKS LUV KBD21 (TROOPER)	1992	1.050	25,000,000	26,250,000
212	103079 00105	MINIBUS	CHEVROLET	EKS LUV KBD21 (TROOPER)	1991	1.050	23,000,000	24,150,000
213	103079 00105	MINIBUS	CHEVROLET	EKS LUV KBD21 (TROOPER)	1990	1.050	20,000,000	21,000,000
214	103079 00105	MINIBUS	CHEVROLET	EKS LUV KBD21 (TROOPER)	1989	1.050	19,000,000	19,950,000
215	103079 00105	MINIBUS	CHEVROLET	EKS LUV KBD21 (TROOPER)	1988	1.050	18,000,000	18,900,000
216	103079 00105	MINIBUS	CHEVROLET	EKS LUV KBD21 (TROOPER)	1987	1.050	17,000,000	17,850,000
217	103079 00105	MINIBUS	CHEVROLET	EKS LUV KBD21 (TROOPER)	1986	1.050	16,000,000	16,800,000
218	103079 00105	MINIBUS	CHEVROLET	EKS LUV KBD21 (TROOPER)	1985	1.050	15,000,000	15,750,000
219	103079 00105	MINIBUS	CHEVROLET	EKS LUV KBD21 (TROOPER)	1984	1.050	14,000,000	14,700,000
220	103079 00107	MINIBUS	CHEVROLET	EKS LUV KBD25 LONG	1981	1.050	14,000,000	14,700,000
221	103079 00107	MINIBUS	CHEVROLET	EKS LUV KBD25 LONG	1980	1.050	13,000,000	13,650,000
222	103079 00108	MINIBUS	CHEVROLET	EKS LUV KBD26	1993	1.050	22,000,000	23,100,000
223	103079 00108	MINIBUS	CHEVROLET	EKS LUV KBD26	1992	1.050	21,000,000	22,050,000
224	103079 00108	MINIBUS	CHEVROLET	EKS LUV KBD26	1991	1.050	20,000,000	21,000,000
225	103079 00108	MINIBUS	CHEVROLET	EKS LUV KBD26	1990	1.050	18,000,000	18,900,000
226	103079 00108	MINIBUS	CHEVROLET	EKS LUV KBD26	1989	1.050	17,000,000	17,850,000
227	103079 00108	MINIBUS	CHEVROLET	EKS LUV KBD26	1988	1.050	16,000,000	16,800,000
228	103079 00108	MINIBUS	CHEVROLET	EKS LUV KBD26	1987	1.050	15,500,000	16,275,000
229	103079 00108	MINIBUS	CHEVROLET	EKS LUV KBD26	1986	1.050	15,000,000	15,750,000
230	103079 00108	MINIBUS	CHEVROLET	EKS LUV KBD26	1985	1.050	14,500,000	15,225,000
231	103079 00108	MINIBUS	CHEVROLET	EKS LUV KBD26	1984	1.050	14,000,000	14,700,000
232	103079 00108	MINIBUS	CHEVROLET	EKS LUV KBD26	1983	1.050	13,000,000	13,650,000
233	103079 00108	MINIBUS	CHEVROLET	EKS LUV KBD26	1982	1.050	12,000,000	12,600,000
234	103079 00108	MINIBUS	CHEVROLET	EKS LUV KBD26	1981	1.050	11,000,000	11,550,000
235	103079 00108	MINIBUS	CHEVROLET	EKS LUV KBD26	1980	1.050	10,000,000	10,500,000
236	103079 00109	MINIBUS	CHEVROLET	EKS LUV KBD27	1994	1.050	23,000,000	24,150,000
237	103079 00109	MINIBUS	CHEVROLET	EKS LUV KBD27	1993	1.050	21,000,000	22,050,000
238	103079 00109	MINIBUS	CHEVROLET	EKS LUV KBD27	1992	1.050	20,000,000	21,000,000
239	103079 00109	MINIBUS	CHEVROLET	EKS LUV KBD27	1991	1.050	19,000,000	19,950,000
240	103079 00110	MINIBUS	CHEVROLET	EKS LUV KBD40	1981	1.050	15,000,000	15,750,000
241	103079 00110	MINIBUS	CHEVROLET	EKS LUV KBD40	1980	1.050	14,000,000	14,700,000
242	103079 00111	MINIBUS	CHEVROLET	EKS LUV KBD41	1988	1.050	23,000,000	24,150,000
243	103079 00111	MINIBUS	CHEVROLET	EKS LUV KBD41	1987	1.050	22,000,000	23,100,000
244	103079 00111	MINIBUS	CHEVROLET	EKS LUV KBD41	1986	1.050	20,000,000	21,000,000
245	103079 00111	MINIBUS	CHEVROLET	EKS LUV KBD41	1985	1.050	19,000,000	19,950,000
246	103079 00111	MINIBUS	CHEVROLET	EKS LUV KBD41	1984	1.050	18,500,000	19,425,000
247	103079 00111	MINIBUS	CHEVROLET	EKS LUV KBD41	1983	1.050	18,000,000	18,900,000
248	103079 00111	MINIBUS	CHEVROLET	EKS LUV KBD41	1982	1.050	17,000,000	17,850,000
249	103079 00111	MINIBUS	CHEVROLET	EKS LUV KBD41	1981	1.050	16,000,000	16,800,000
250	103079 00112	MINIBUS	CHEVROLET	EKS LUV KBD54 (4x2)	1994	1.050	29,000,000	30,450,000
251	103079 00112	MINIBUS	CHEVROLET	EKS LUV KBD54 (4x2)	1993	1.050	27,000,000	28,350,000
252	103079 00112	MINIBUS	CHEVROLET	EKS LUV KBD54 (4x2)	1992	1.050	25,000,000	26,250,000
253	103079 00112	MINIBUS	CHEVROLET	EKS LUV KBD54 (4x2)	1991	1.050	23,000,000	24,150,000
254	103079 00113	MINIBUS	CHEVROLET	EKS LUV KBD54 (4x4)	1994	1.050	31,000,000	32,550,000
255	103079 00113	MINIBUS	CHEVROLET	EKS LUV KBD54 (4x4)	1993	1.050	30,000,000	31,500,000
256	103079 00113	MINIBUS	CHEVROLET	EKS LUV KBD54 (4x4)	1992	1.050	27,000,000	28,350,000
257	103079 00113	MINIBUS	CHEVROLET	EKS LUV KBD54 (4x4)	1991	1.050	25,000,000	26,250,000
258	103079 00114	MINIBUS	CHEVROLET	EKS LUV STD KB20	1981	1.050	13,000,000	13,650,000
259	103079 00114	MINIBUS	CHEVROLET	EKS LUV STD KB20	1980	1.050	10,000,000	10,500,000
260	103079 00115	MINIBUS	CHEVROLET	ESTATE 1.6L LS AT	2011	1.050	156,000,000	163,800,000
261	103079 00115	MINIBUS	CHEVROLET	ESTATE 1.6L LS AT	2010	1.050	145,000,000	152,250,000
262	103079 00115	MINIBUS	CHEVROLET	ESTATE 1.6L LS AT	2009	1.050	138,000,000	144,900,000
263	103079 00115	MINIBUS	CHEVROLET	ESTATE 1.6L LS AT	2008	1.050	127,000,000	133,350,000
264	103079 00115	MINIBUS	CHEVROLET	ESTATE 1.6L LS AT	2007	1.050	109,000,000	114,450,000
265	103079 00115	MINIBUS	CHEVROLET	ESTATE 1.6L LS AT	2006	1.050	98,000,000	102,900,000
266	103079 00115	MINIBUS	CHEVROLET	ESTATE 1.6L LS AT	2005	1.050	93,000,000	97,650,000

NO	KODING	JENIS	MERЕК	TIPE	TH BUAT	BOBOT	NJKB	DP PKB
1	2	3	4	5	6	7	8	9
267	103079 00116	MINIBUS	CHEVROLET	ESTATE 1.6L LS MT	2011	1.050	146,000,000	153,300,000
268	103079 00116	MINIBUS	CHEVROLET	ESTATE 1.6L LS MT	2010	1.050	136,000,000	142,800,000
269	103079 00116	MINIBUS	CHEVROLET	ESTATE 1.6L LS MT	2009	1.050	127,000,000	133,350,000
270	103079 00116	MINIBUS	CHEVROLET	ESTATE 1.6L LS MT	2008	1.050	118,000,000	123,900,000
271	103079 00116	MINIBUS	CHEVROLET	ESTATE 1.6L LS MT	2007	1.050	105,000,000	110,250,000
272	103079 00116	MINIBUS	CHEVROLET	ESTATE 1.6L LS MT	2006	1.050	93,000,000	97,650,000
273	103079 00116	MINIBUS	CHEVROLET	ESTATE 1.6L LS MT	2005	1.050	88,000,000	92,400,000
274	103079 00117	MINIBUS	CHEVROLET	GMC	1980	1.050	9,000,000	9,450,000
275	103079 00118	MINIBUS	CHEVROLET	IMP SPORT	1980	1.050	12,000,000	12,600,000
276	103079 00119	MINIBUS	CHEVROLET	LUV KB20 (MIKROLET)	1981	1.050	11,000,000	11,550,000
277	103079 00119	MINIBUS	CHEVROLET	LUV KB20 (MIKROLET)	1980	1.050	10,000,000	10,500,000
278	103079 00121	MINIBUS	CHEVROLET	LUV KBD25 LONG (MIKROLET)	1980	1.050	14,000,000	14,700,000
279	103079 00120	MINIBUS	CHEVROLET	LUV KBD25 (MIKROLET)	1981	1.050	17,000,000	17,850,000
280	103079 00120	MINIBUS	CHEVROLET	LUV KBD25 (MIKROLET)	1980	1.050	14,000,000	14,700,000
281	103079 00122	MINIBUS	CHEVROLET	LUV MTV I DIESEL	1991	1.050	24,000,000	25,200,000
282	103079 00122	MINIBUS	CHEVROLET	LUV MTV I DIESEL	1990	1.050	21,000,000	22,050,000
283	103079 00122	MINIBUS	CHEVROLET	LUV MTV I DIESEL	1989	1.050	20,000,000	21,000,000
284	103079 00122	MINIBUS	CHEVROLET	LUV MTV I DIESEL	1988	1.050	19,000,000	19,950,000
285	103079 00122	MINIBUS	CHEVROLET	LUV MTV I DIESEL	1987	1.050	18,000,000	18,900,000
286	103079 00122	MINIBUS	CHEVROLET	LUV MTV I DIESEL	1986	1.050	17,000,000	17,850,000
287	103079 00123	MINIBUS	CHEVROLET	LUV MTV II DIESEL	1991	1.050	25,000,000	26,250,000
288	103079 00123	MINIBUS	CHEVROLET	LUV MTV II DIESEL	1990	1.050	22,000,000	23,100,000
289	103079 00123	MINIBUS	CHEVROLET	LUV MTV II DIESEL	1989	1.050	21,000,000	22,050,000
290	103079 00123	MINIBUS	CHEVROLET	LUV MTV II DIESEL	1988	1.050	20,000,000	21,000,000
291	103079 00123	MINIBUS	CHEVROLET	LUV MTV II DIESEL	1987	1.050	19,000,000	19,950,000
292	103079 00123	MINIBUS	CHEVROLET	LUV MTV II DIESEL	1986	1.050	18,000,000	18,900,000
293	103079 00124	MINIBUS	CHEVROLET	MOPEN 1500cc	1992	1.050	38,000,000	39,900,000
294	103079 00124	MINIBUS	CHEVROLET	MOPEN 1500cc	1991	1.050	36,000,000	37,800,000
295	103079 00125	MINIBUS	CHEVROLET	NEW BLAZER DOHC	2004	1.050	106,000,000	111,300,000
296	103079 00126	MINIBUS	CHEVROLET	NEW BLAZER GTX	2004	1.050	92,000,000	96,600,000
297	103079 00127	MINIBUS	CHEVROLET	NEW BLAZER LT 2.2 MT	2004	1.050	118,000,000	123,900,000
298	103079 00128	MINIBUS	CHEVROLET	NEW BLAZER XR	2004	1.050	90,000,000	94,500,000
299	103079 00129	MINIBUS	CHEVROLET	NEW BLAZER XR SE	2004	1.050	97,000,000	101,850,000
300	103079 00130	MINIBUS	CHEVROLET	NEW SPARK LS	2008	1.050	70,000,000	73,500,000
301	103079 00130	MINIBUS	CHEVROLET	NEW SPARK LS	2007	1.050	69,000,000	72,450,000
302	103079 00130	MINIBUS	CHEVROLET	NEW SPARK LS	2006	1.050	66,000,000	69,300,000
303	103079 00130	MINIBUS	CHEVROLET	NEW SPARK LS	2005	1.050	62,000,000	65,100,000
304	103079 00131	MINIBUS	CHEVROLET	NEW SPARK LT	2008	1.050	77,000,000	80,850,000
305	103079 00131	MINIBUS	CHEVROLET	NEW SPARK LT	2007	1.050	76,000,000	79,800,000
306	103079 00131	MINIBUS	CHEVROLET	NEW SPARK LT	2006	1.050	73,000,000	76,650,000
307	103079 00131	MINIBUS	CHEVROLET	NEW SPARK LT	2005	1.050	69,000,000	72,450,000
308	103079 00132	MINIBUS	CHEVROLET	ORLANDO LT 1.8L (4X2)A/T	2019	1.050	246,000,000	258,300,000
309	103079 00132	MINIBUS	CHEVROLET	ORLANDO LT 1.8L (4X2)A/T	2018	1.050	234,000,000	245,700,000
310	103079 00133	MINIBUS	CHEVROLET	ORLANDO LT 1.8L AT	2016	1.050	237,000,000	248,850,000
311	103079 00133	MINIBUS	CHEVROLET	ORLANDO LT 1.8L AT	2015	1.050	230,000,000	241,500,000
312	103079 00133	MINIBUS	CHEVROLET	ORLANDO LT 1.8L AT	2014	1.050	219,000,000	229,950,000
313	103079 00133	MINIBUS	CHEVROLET	ORLANDO LT 1.8L AT	2013	1.050	208,000,000	218,400,000
314	103079 00133	MINIBUS	CHEVROLET	ORLANDO LT 1.8L AT	2012	1.050	198,000,000	207,900,000
315	103079 00134	MINIBUS	CHEVROLET	SPARK 0.8 L MT	2005	1.050	59,000,000	61,950,000
316	103079 00134	MINIBUS	CHEVROLET	SPARK 0.8 L MT	2004	1.050	47,000,000	49,350,000
317	103079 00134	MINIBUS	CHEVROLET	SPARK 0.8 L MT	2003	1.050	43,000,000	45,150,000
318	103079 00135	MINIBUS	CHEVROLET	SPARK 1.0L LS M/T	2011	1.050	93,000,000	97,650,000
319	103079 00135	MINIBUS	CHEVROLET	SPARK 1.0L LS M/T	2010	1.050	86,000,000	90,300,000
320	103079 00135	MINIBUS	CHEVROLET	SPARK 1.0L LS M/T	2008	1.050	61,000,000	64,050,000
321	103079 00135	MINIBUS	CHEVROLET	SPARK 1.0L LS M/T	2007	1.050	60,000,000	63,000,000
322	103079 00135	MINIBUS	CHEVROLET	SPARK 1.0L LS M/T	2006	1.050	57,000,000	59,850,000
323	103079 00135	MINIBUS	CHEVROLET	SPARK 1.0L LS M/T	2005	1.050	56,000,000	58,800,000
324	103079 00136	MINIBUS	CHEVROLET	SPARK 1.0L LT AT	2006	1.050	62,000,000	65,100,000
325	103079 00136	MINIBUS	CHEVROLET	SPARK 1.0L LT AT	2005	1.050	60,000,000	63,000,000
326	103079 00137	MINIBUS	CHEVROLET	SPARK 1.0L LT MT	2008	1.050	67,000,000	70,350,000
327	103079 00137	MINIBUS	CHEVROLET	SPARK 1.0L LT MT	2007	1.050	66,000,000	69,300,000
328	103079 00137	MINIBUS	CHEVROLET	SPARK 1.0L LT MT	2006	1.050	61,000,000	64,050,000
329	103079 00137	MINIBUS	CHEVROLET	SPARK 1.0L LT MT	2005	1.050	59,000,000	61,950,000
330	103079 00138	MINIBUS	CHEVROLET	SPARK 1.2L LT M/T	2015	1.050	123,900,000	130,095,000
331	103079 00138	MINIBUS	CHEVROLET	SPARK 1.2L LT M/T	2014	1.050	118,000,000	123,900,000
332	103079 00138	MINIBUS	CHEVROLET	SPARK 1.2L LT M/T	2013	1.050	111,000,000	116,550,000
333	103079 00138	MINIBUS	CHEVROLET	SPARK 1.2L LT M/T	2012	1.050	110,000,000	115,500,000
334	103079 00138	MINIBUS	CHEVROLET	SPARK 1.2L LT M/T	2011	1.050	109,000,000	114,450,000
335	103079 00138	MINIBUS	CHEVROLET	SPARK 1.2L LT M/T	2010	1.050	97,000,000	101,850,000
336	103079 00139	MINIBUS	CHEVROLET	SPARK 1.4L LTZ (4X2) A/T	2018	1.050	154,000,000	161,700,000
337	103079 00139	MINIBUS	CHEVROLET	SPARK 1.4L LTZ (4X2) A/T	2017	1.050	151,000,000	158,550,000
338	103079 00231	MINIBUS	CHEVROLET	SPARK 1.4L PREMIER (4X2) A/T	2019	1.050	154,000,000	161,700,000
339	103079 00140	MINIBUS	CHEVROLET	SPARK TRENDY	2005	1.050	67,000,000	70,350,000
340	103079 00140	MINIBUS	CHEVROLET	SPARK TRENDY	2004	1.050	56,000,000	58,800,000
341	103079 00141	MINIBUS	CHEVROLET	SPARK TRENDY LS 0.8	2005	1.050	53,000,000	55,650,000
342	103079 00142	MINIBUS	CHEVROLET	SPIN 1.2 LS M/T	2016	1.050	105,000,000	110,250,000
343	103079 00142	MINIBUS	CHEVROLET	SPIN 1.2 LS M/T	2015	1.050	104,000,000	109,200,000
344	103079 00142	MINIBUS	CHEVROLET	SPIN 1.2 LS M/T	2014	1.050	99,000,000	103,950,000
345	103079 00142	MINIBUS	CHEVROLET	SPIN 1.2 LS M/T	2013	1.050	94,000,000	98,700,000
346	103079 00143	MINIBUS	CHEVROLET	SPIN 1.2 LT M/T	2016	1.050	113,000,000	118,650,000
347	103079 00143	MINIBUS	CHEVROLET	SPIN 1.2 LT M/T	2015	1.050	112,000,000	117,600,000
348	103079 00143	MINIBUS	CHEVROLET	SPIN 1.2 LT M/T	2014	1.050	111,000,000	116,550,000
349	103079 00143	MINIBUS	CHEVROLET	SPIN 1.2 LT M/T	2013	1.050	110,000,000	115,500,000
350	103079 00144	MINIBUS	CHEVROLET	SPIN 1.3 LS M/T	2016	1.050	132,000,000	138,600,000
351	103079 00144	MINIBUS	CHEVROLET	SPIN 1.3 LS M/T	2015	1.050	131,000,000	137,550,000
352	103079 00144	MINIBUS	CHEVROLET	SPIN 1.3 LS M/T	2014	1.050	130,000,000	136,500,000
353	103079 00144	MINIBUS	CHEVROLET	SPIN 1.3 LS M/T	2013	1.050	129,000,000	135,450,000
354	103079 00145	MINIBUS	CHEVROLET	SPIN 1.3 LT M/T	2016	1.050	135,000,000	141,750,000
355	103079 00145	MINIBUS	CHEVROLET	SPIN 1.3 LT M/T	2015	1.050	132,000,000	138,600,000
356	103079 00145	MINIBUS	CHEVROLET	SPIN 1.3 LT M/T	2014	1.050	125,000,000	131,250,000

NO	KODING	JENIS	MERЕК	TIPE	TH BUAT	BOBOT	NJKB	DP PKB
1	2	3	4	5	6	7	8	9
357	103079 00145	MINIBUS	CHEVROLET	SPIN 1.3 LT M/T	2013	1.050	119,000,000	124,950,000
358	103079 00146	MINIBUS	CHEVROLET	SPIN 1.3 LTZ M/T	2016	1.050	162,000,000	170,100,000
359	103079 00146	MINIBUS	CHEVROLET	SPIN 1.3 LTZ M/T	2015	1.050	157,000,000	164,850,000
360	103079 00146	MINIBUS	CHEVROLET	SPIN 1.3 LTZ M/T	2014	1.050	149,000,000	156,450,000
361	103079 00146	MINIBUS	CHEVROLET	SPIN 1.3 LTZ M/T	2013	1.050	142,000,000	149,100,000
362	103079 00147	MINIBUS	CHEVROLET	SPIN 1.5 LS M/T	2015	1.050	128,000,000	134,400,000
363	103079 00147	MINIBUS	CHEVROLET	SPIN 1.5 LS M/T	2014	1.050	123,000,000	129,150,000
364	103079 00148	MINIBUS	CHEVROLET	SPIN 1.5 LS M/T (VARIANT)2	2016	1.050	110,000,000	115,500,000
365	103079 00148	MINIBUS	CHEVROLET	SPIN 1.5 LS M/T (VARIANT)2	2015	1.050	109,000,000	114,450,000
366	103079 00149	MINIBUS	CHEVROLET	SPIN 1.5 LT M/T	2016	1.050	119,000,000	124,950,000
367	103079 00149	MINIBUS	CHEVROLET	SPIN 1.5 LT M/T	2015	1.050	117,000,000	122,850,000
368	103079 00149	MINIBUS	CHEVROLET	SPIN 1.5 LT M/T	2014	1.050	111,000,000	116,550,000
369	103079 00149	MINIBUS	CHEVROLET	SPIN 1.5 LT M/T	2013	1.050	105,000,000	110,250,000
370	103079 00150	MINIBUS	CHEVROLET	SPIN 1.5 LTZ A/T	2016	1.050	150,000,000	157,500,000
371	103079 00150	MINIBUS	CHEVROLET	SPIN 1.5 LTZ A/T	2015	1.050	145,000,000	152,250,000
372	103079 00150	MINIBUS	CHEVROLET	SPIN 1.5 LTZ A/T	2014	1.050	138,000,000	144,900,000
373	103079 00150	MINIBUS	CHEVROLET	SPIN 1.5 LTZ A/T	2013	1.050	131,000,000	137,550,000
374	103079 00151	MINIBUS	CHEVROLET	SPIN 1.5 LTZ M/T	2016	1.050	139,000,000	145,950,000
375	103079 00151	MINIBUS	CHEVROLET	SPIN 1.5 LTZ M/T	2015	1.050	138,000,000	144,900,000
376	103079 00151	MINIBUS	CHEVROLET	SPIN 1.5 LTZ M/T	2014	1.050	131,000,000	137,550,000
377	103079 00151	MINIBUS	CHEVROLET	SPIN 1.5 LTZ M/T	2013	1.050	124,000,000	130,200,000
378	103079 00152	MINIBUS	CHEVROLET	SPIN ACTIV 1.5 A/T	2015	1.050	161,000,000	169,050,000
379	103079 00153	MINIBUS	CHEVROLET	SPIN ACTIV 1.5 A/T (VARIANT)	2016	1.050	157,000,000	164,850,000
380	103079 00154	MINIBUS	CHEVROLET	SPIN ACTIV 1.5 M/T (VARIANT)	2015	1.050	148,000,000	155,400,000
381	103079 00155	MINIBUS	CHEVROLET	TAVERA 2.2 L AT	2007	1.050	117,000,000	122,850,000
382	103079 00155	MINIBUS	CHEVROLET	TAVERA 2.2 L AT	2006	1.050	111,000,000	116,550,000
383	103079 00155	MINIBUS	CHEVROLET	TAVERA 2.2 L AT	2005	1.050	98,000,000	102,900,000
384	103079 00155	MINIBUS	CHEVROLET	TAVERA 2.2 L AT	2004	1.050	86,000,000	90,300,000
385	103079 00155	MINIBUS	CHEVROLET	TAVERA 2.2 L AT	2003	1.050	80,000,000	84,000,000
386	103079 00155	MINIBUS	CHEVROLET	TAVERA 2.2 L AT	2002	1.050	78,000,000	81,900,000
387	103079 00156	MINIBUS	CHEVROLET	TAVERA 2.2 L MT	2007	1.050	110,000,000	115,500,000
388	103079 00156	MINIBUS	CHEVROLET	TAVERA 2.2 L MT	2006	1.050	104,000,000	109,200,000
389	103079 00156	MINIBUS	CHEVROLET	TAVERA 2.2 L MT	2005	1.050	96,000,000	100,800,000
390	103079 00156	MINIBUS	CHEVROLET	TAVERA 2.2 L MT	2004	1.050	83,000,000	87,150,000
391	103079 00156	MINIBUS	CHEVROLET	TAVERA 2.2 L MT	2003	1.050	76,000,000	79,800,000
392	103079 00156	MINIBUS	CHEVROLET	TAVERA 2.2 L MT	2002	1.050	74,000,000	77,700,000
393	103079 00157	MINIBUS	CHEVROLET	TAVERA AT	2005	1.050	106,000,000	111,300,000
394	103079 00158	MINIBUS	CHEVROLET	TAVERA LT 2.2 AT	2004	1.050	87,000,000	91,350,000
395	103079 00159	MINIBUS	CHEVROLET	TAVERA LT 2.2 MT	2004	1.050	85,000,000	89,250,000
396	103079 00160	MINIBUS	CHEVROLET	TAVERA MT	2005	1.050	100,000,000	105,000,000
397	103079 00232	MINIBUS	CHEVROLET	TRAILBLAZER 2.5L LT FL1 (4X2) A/T	2019	1.050	339,000,000	355,950,000
398	103079 00233	MINIBUS	CHEVROLET	TRAILBLAZER 2.5L LTZ FL1 (4X2) A/T	2019	1.050	372,000,000	390,600,000
399	103079 00167	MINIBUS	CHEVROLET	TRAILBLAZER 2.5L LTZ FL1 (4X4) M/T	2018	1.050	372,000,000	390,600,000
400	103079 00161	MINIBUS	CHEVROLET	TRAILBLAZER 2.5 LS A/T	2016	1.050	305,000,000	320,250,000
401	103079 00162	MINIBUS	CHEVROLET	TRAILBLAZER 2.5 LT (4X2) A/T	2018	1.050	338,000,000	354,900,000
402	103079 00162	MINIBUS	CHEVROLET	TRAILBLAZER 2.5 LT (4X2) A/T	2017	1.050	332,000,000	348,600,000
403	103079 00163	MINIBUS	CHEVROLET	TRAILBLAZER 2.5 LT A/T	2016	1.050	340,000,000	357,000,000
404	103079 00164	MINIBUS	CHEVROLET	TRAILBLAZER 2.5 LTZ (4X2)A/T	2018	1.050	361,000,000	379,050,000
405	103079 00164	MINIBUS	CHEVROLET	TRAILBLAZER 2.5 LTZ (4X2)A/T	2017	1.050	354,000,000	371,700,000
406	103079 00165	MINIBUS	CHEVROLET	TRAILBLAZER 2.5 M/T (4x2)	2015	1.050	297,000,000	311,850,000
407	103079 00165	MINIBUS	CHEVROLET	TRAILBLAZER 2.5 M/T (4x2)	2014	1.050	283,000,000	297,150,000
408	103079 00165	MINIBUS	CHEVROLET	TRAILBLAZER 2.5 M/T (4x2)	2013	1.050	278,000,000	291,900,000
409	103079 00165	MINIBUS	CHEVROLET	TRAILBLAZER 2.5 M/T (4x2)	2012	1.050	264,000,000	277,200,000
410	103079 00166	MINIBUS	CHEVROLET	TRAILBLAZER 2.5 M/T NG	2016	1.050	212,000,000	222,600,000
411	103079 00166	MINIBUS	CHEVROLET	TRAILBLAZER 2.5 M/T NG	2015	1.050	208,000,000	218,400,000
412	103079 00168	MINIBUS	CHEVROLET	TRAILBLAZER 2.8 A/T	2014	1.050	417,000,000	437,850,000
413	103079 00168	MINIBUS	CHEVROLET	TRAILBLAZER 2.8 A/T	2013	1.050	403,000,000	423,150,000
414	103079 00170	MINIBUS	CHEVROLET	TRAILBLAZER 2.8 A/T 4X2 NG	2016	1.050	416,000,000	436,800,000
415	103079 00170	MINIBUS	CHEVROLET	TRAILBLAZER 2.8 A/T 4X2 NG	2015	1.050	412,000,000	432,600,000
416	103079 00169	MINIBUS	CHEVROLET	TRAILBLAZER 2.8 A/T (4x4)	2015	1.050	480,000,000	504,000,000
417	103079 00169	MINIBUS	CHEVROLET	TRAILBLAZER 2.8 A/T (4x4)	2014	1.050	457,000,000	479,850,000
418	103079 00169	MINIBUS	CHEVROLET	TRAILBLAZER 2.8 A/T (4x4)	2013	1.050	455,000,000	477,750,000
419	103079 00171	MINIBUS	CHEVROLET	TRAILBLAZER 2.8 A/T 4X4 NG	2016	1.050	460,000,000	483,000,000
420	103079 00171	MINIBUS	CHEVROLET	TRAILBLAZER 2.8 A/T 4X4 NG	2015	1.050	455,000,000	477,750,000
421	103079 00172	MINIBUS	CHEVROLET	TRAX 1.4 TURBO LS A/T (4X2)	2016	1.050	192,000,000	201,600,000
422	103079 00173	MINIBUS	CHEVROLET	TRAX 1.4 TURBO LT (4X2) A/T	2019	1.050	225,000,000	236,250,000
423	103079 00173	MINIBUS	CHEVROLET	TRAX 1.4 TURBO LT (4X2) A/T	2018	1.050	214,000,000	224,700,000
424	103079 00174	MINIBUS	CHEVROLET	TRAX 1.4 TURBO LT A/T (4X2)	2017	1.050	223,000,000	234,150,000
425	103079 00174	MINIBUS	CHEVROLET	TRAX 1.4 TURBO LT A/T (4X2)	2016	1.050	212,000,000	222,600,000
426	103079 00175	MINIBUS	CHEVROLET	TRAX 1.4 TURBO LT A/T SE (4X2)	2016	1.050	206,000,000	216,300,000
427	103079 00176	MINIBUS	CHEVROLET	TRAX 1.4 TURBO LTZ (4X2) A/T	2019	1.050	246,000,000	258,300,000
428	103079 00176	MINIBUS	CHEVROLET	TRAX 1.4 TURBO LTZ (4X2) A/T	2018	1.050	234,000,000	245,700,000
429	103079 00177	MINIBUS	CHEVROLET	TRAX 1.4 TURBO LTZ A/T (4X2)	2017	1.050	246,000,000	258,300,000
430	103079 00177	MINIBUS	CHEVROLET	TRAX 1.4 TURBO LTZ A/T (4X2)	2016	1.050	234,000,000	245,700,000
431	103079 00178	MINIBUS	CHEVROLET	TRAX 1.4 TURBO PREMIER (4X2) A/T	2019	1.050	245,000,000	257,250,000
432	103079 00178	MINIBUS	CHEVROLET	TRAX 1.4 TURBO PREMIER (4X2) A/T	2018	1.050	233,000,000	244,650,000
433	103079 00179	MINIBUS	CHEVROLET	ZAFIRA 1.8i AT (CBU)	2003	1.050	114,000,000	119,700,000
434	103079 00179	MINIBUS	CHEVROLET	ZAFIRA 1.8i AT (CBU)	2002	1.050	112,000,000	117,600,000
435	103079 00179	MINIBUS	CHEVROLET	ZAFIRA 1.8i AT (CBU)	2001	1.050	110,000,000	115,500,000
436	103079 00179	MINIBUS	CHEVROLET	ZAFIRA 1.8i AT (CBU)	2000	1.050	107,000,000	112,350,000
437	103079 00180	MINIBUS	CHEVROLET	ZAFIRA CD 1.8 AT	2004	1.050	108,000,000	113,400,000
438	103079 00181	MINIBUS	CHEVROLET	ZAFIRA CD 1.8 L CD AT	2008	1.050	132,000,000	138,600,000
439	103079 00181	MINIBUS	CHEVROLET	ZAFIRA CD 1.8 L CD AT	2007	1.050	127,000,000	133,350,000
440	103079 00181	MINIBUS	CHEVROLET	ZAFIRA CD 1.8 L CD AT	2006	1.050	122,000,000	128,100,000
441	103079 00181	MINIBUS	CHEVROLET	ZAFIRA CD 1.8 L CD AT	2005	1.050	118,000,000	123,900,000
442	103079 00181	MINIBUS	CHEVROLET	ZAFIRA CD 1.8 L CD AT	2004	1.050	103,000,000	108,150,000
443	103079 00181	MINIBUS	CHEVROLET	ZAFIRA CD 1.8 L CD AT	2003	1.050	97,000,000	101,850,000
444	103079 00181	MINIBUS	CHEVROLET	ZAFIRA CD 1.8 L CD AT	2002	1.050	94,000,000	98,700,000
445	103079 00182	MINIBUS	CHEVROLET	ZAFIRA CD 1.8 L CD MT	2007	1.050	118,000,000	123,900,000
446	103079 00182	MINIBUS	CHEVROLET	ZAFIRA CD 1.8 L CD MT	2006	1.050	112,000,000	117,600,000

NO	KODING	JENIS	MERЕК	TIPE	TH BUAT	BOBOT	NJKB	DP PKB
1	2	3	4	5	6	7	8	9
447	103079 00182	MINIBUS	CHEVROLET	ZAFIRA CD 1.8 L CD MT	2005	1.050	110,000,000	115,500,000
448	103079 00182	MINIBUS	CHEVROLET	ZAFIRA CD 1.8 L CD MT	2004	1.050	97,000,000	101,850,000
449	103079 00182	MINIBUS	CHEVROLET	ZAFIRA CD 1.8 L CD MT	2003	1.050	89,000,000	93,450,000
450	103079 00182	MINIBUS	CHEVROLET	ZAFIRA CD 1.8 L CD MT	2002	1.050	85,000,000	89,250,000
451	103079 00183	MINIBUS	CHEVROLET	ZAFIRA CD 1.8 L GL MT	2004	1.050	92,000,000	96,600,000
452	103079 00183	MINIBUS	CHEVROLET	ZAFIRA CD 1.8 L GL MT	2003	1.050	85,000,000	89,250,000
453	103079 00183	MINIBUS	CHEVROLET	ZAFIRA CD 1.8 L GL MT	2002	1.050	84,000,000	88,200,000
454	103079 00184	MINIBUS	CHEVROLET	ZAFIRA CD 1.8 MT	2004	1.050	85,000,000	89,250,000
455	103079 00185	MINIBUS	CHEVROLET	ZAFIRA CD AT	2005	1.050	103,000,000	108,150,000
456	103079 00186	MINIBUS	CHEVROLET	ZAFIRA CD MT	2005	1.050	97,000,000	101,850,000
457	103079 00187	MINIBUS	CHEVROLET	ZAFIRA ELEGANCE 1.8 AT	2007	1.050	148,000,000	155,400,000
458	103079 00187	MINIBUS	CHEVROLET	ZAFIRA ELEGANCE 1.8 AT	2006	1.050	140,000,000	147,000,000
459	103079 00187	MINIBUS	CHEVROLET	ZAFIRA ELEGANCE 1.8 AT	2005	1.050	123,000,000	129,150,000
460	103079 00187	MINIBUS	CHEVROLET	ZAFIRA ELEGANCE 1.8 AT	2004	1.050	109,000,000	114,450,000
461	103079 00188	MINIBUS	CHEVROLET	ZAFIRA ELEGANCE 1.8 MT	2007	1.050	147,000,000	154,350,000
462	103079 00188	MINIBUS	CHEVROLET	ZAFIRA ELEGANCE 1.8 MT	2006	1.050	130,000,000	136,500,000
463	103079 00188	MINIBUS	CHEVROLET	ZAFIRA ELEGANCE 1.8 MT	2005	1.050	116,000,000	121,800,000
464	103079 00188	MINIBUS	CHEVROLET	ZAFIRA ELEGANCE 1.8 MT	2004	1.050	101,000,000	106,050,000
465	103079 00189	MINIBUS	CHEVROLET	ZAFIRA GL MT	2004	1.050	88,000,000	92,400,000
466	103080 00058	MINIBUS	CHRYSLER	GRAND VOYAGER 3.3 L AT	2004	1.050	299,000,000	313,950,000
467	103080 00058	MINIBUS	CHRYSLER	GRAND VOYAGER 3.3 L AT	2003	1.050	263,000,000	276,150,000
468	103080 00058	MINIBUS	CHRYSLER	GRAND VOYAGER 3.3 L AT	2002	1.050	257,000,000	269,850,000
469	103080 00058	MINIBUS	CHRYSLER	GRAND VOYAGER 3.3 L AT	2001	1.050	251,000,000	263,550,000
470	103080 00058	MINIBUS	CHRYSLER	GRAND VOYAGER 3.3 L AT	2000	1.050	238,000,000	249,900,000
471	103080 00058	MINIBUS	CHRYSLER	GRAND VOYAGER 3.3 L AT	1999	1.050	213,000,000	223,650,000
472	103080 00058	MINIBUS	CHRYSLER	GRAND VOYAGER 3.3 L AT	1998	1.050	198,000,000	207,900,000
473	103080 00059	MINIBUS	CHRYSLER	ORLANDO LT 1.8L (4X2)A/T	2017	1.050	278,000,000	291,900,000
474	103080 00060	MINIBUS	CHRYSLER	VOYAGE 3.3 L	1997	1.050	146,000,000	153,300,000
475	103082 00032	MINIBUS	CITROEN	C4 COUPE 2.0 HDi VTS	2005	1.050	126,000,000	132,300,000
476	103089 00020	MINIBUS	DAEWOO	MATIZ M-TEC (x)	2002	1.050	34,000,000	35,700,000
477	103089 00021	MINIBUS	DAEWOO	MATIZ 0.8 Mpi - 796cc	2004	1.050	50,000,000	52,500,000
478	103089 00021	MINIBUS	DAEWOO	MATIZ 0.8 Mpi - 796cc	2003	1.050	47,000,000	49,350,000
479	103089 00021	MINIBUS	DAEWOO	MATIZ 0.8 Mpi - 796cc	2002	1.050	45,000,000	47,250,000
480	103089 00021	MINIBUS	DAEWOO	MATIZ 0.8 Mpi - 796cc	2001	1.050	44,000,000	46,200,000
481	103089 00021	MINIBUS	DAEWOO	MATIZ 0.8 Mpi - 796cc	2000	1.050	43,000,000	45,150,000
482	103089 00022	MINIBUS	DAEWOO	MATIZ 0.8/SE MT	2004	1.050	54,000,000	56,700,000
483	103089 00022	MINIBUS	DAEWOO	MATIZ 0.8/SE MT	2003	1.050	52,000,000	54,600,000
484	103089 00022	MINIBUS	DAEWOO	MATIZ 0.8/SE MT	2002	1.050	50,000,000	52,500,000
485	103089 00022	MINIBUS	DAEWOO	MATIZ 0.8/SE MT	2001	1.050	48,000,000	50,400,000
486	103089 00022	MINIBUS	DAEWOO	MATIZ 0.8/SE MT	2000	1.050	46,000,000	48,300,000
487	103089 00023	MINIBUS	DAEWOO	TACUMA 2.0 DOHC AT	2004	1.050	110,000,000	115,500,000
488	103089 00024	MINIBUS	DAEWOO	TACUMA 2.0 DOHC MT	2004	1.050	94,000,000	98,700,000
489	103089 00025	MINIBUS	DAEWOO	TACUMA AT 2000 CC	2004	1.050	110,000,000	115,500,000
490	103089 00025	MINIBUS	DAEWOO	TACUMA AT 2000 CC	2003	1.050	96,000,000	100,800,000
491	103089 00025	MINIBUS	DAEWOO	TACUMA AT 2000 CC	2002	1.050	76,000,000	79,800,000
492	103089 00025	MINIBUS	DAEWOO	TACUMA AT 2000 CC	2001	1.050	72,000,000	75,600,000
493	103089 00025	MINIBUS	DAEWOO	TACUMA AT 2000 CC	2000	1.050	63,000,000	66,150,000
494	103089 00026	MINIBUS	DAEWOO	TACUMA MT 2000 CC	2004	1.050	94,000,000	98,700,000
495	103089 00026	MINIBUS	DAEWOO	TACUMA MT 2000 CC	2003	1.050	86,000,000	90,300,000
496	103089 00026	MINIBUS	DAEWOO	TACUMA MT 2000 CC	2002	1.050	67,000,000	70,350,000
497	103089 00026	MINIBUS	DAEWOO	TACUMA MT 2000 CC	2001	1.050	62,000,000	65,100,000
498	103089 00026	MINIBUS	DAEWOO	TACUMA MT 2000 CC	2000	1.050	56,000,000	58,800,000
499	103091 00035	MINIBUS	DAIHATSU	1.0 Li DLX FAMILY MT (XENIA)	2009	1.050	88,000,000	92,400,000
500	103091 00035	MINIBUS	DAIHATSU	1.0 Li DLX FAMILY MT (XENIA)	2008	1.050	81,000,000	85,050,000
501	103091 00035	MINIBUS	DAIHATSU	1.0 Li DLX FAMILY MT (XENIA)	2007	1.050	78,000,000	81,900,000
502	103091 00035	MINIBUS	DAIHATSU	1.0 Li DLX FAMILY MT (XENIA)	2006	1.050	77,000,000	80,850,000
503	103091 00035	MINIBUS	DAIHATSU	1.0 Li DLX FAMILY MT (XENIA)	2005	1.050	74,000,000	77,700,000
504	103091 00035	MINIBUS	DAIHATSU	1.0 Li DLX FAMILY MT (XENIA)	2004	1.050	65,000,000	68,250,000
505	103091 00036	MINIBUS	DAIHATSU	1.0 Li DLX MT (XENIA)	2004	1.050	60,000,000	63,000,000
506	103091 00037	MINIBUS	DAIHATSU	1.0 Li DLX PLUS MT (XENIA)	2009	1.050	86,000,000	90,300,000
507	103091 00037	MINIBUS	DAIHATSU	1.0 Li DLX PLUS MT (XENIA)	2008	1.050	79,000,000	82,950,000
508	103091 00037	MINIBUS	DAIHATSU	1.0 Li DLX PLUS MT (XENIA)	2007	1.050	76,000,000	79,800,000
509	103091 00037	MINIBUS	DAIHATSU	1.0 Li DLX PLUS MT (XENIA)	2006	1.050	75,000,000	78,750,000
510	103091 00037	MINIBUS	DAIHATSU	1.0 Li DLX PLUS MT (XENIA)	2005	1.050	70,000,000	73,500,000
511	103091 00037	MINIBUS	DAIHATSU	1.0 Li DLX PLUS MT (XENIA)	2004	1.050	61,000,000	64,050,000
512	103091 00038	MINIBUS	DAIHATSU	1.0 Li DLX SPORTY MT (XENIA)	2009	1.050	89,000,000	93,450,000
513	103091 00038	MINIBUS	DAIHATSU	1.0 Li DLX SPORTY MT (XENIA)	2008	1.050	82,000,000	86,100,000
514	103091 00038	MINIBUS	DAIHATSU	1.0 Li DLX SPORTY MT (XENIA)	2007	1.050	79,000,000	82,950,000
515	103091 00038	MINIBUS	DAIHATSU	1.0 Li DLX SPORTY MT (XENIA)	2006	1.050	78,000,000	81,900,000
516	103091 00038	MINIBUS	DAIHATSU	1.0 Li DLX SPORTY MT (XENIA)	2005	1.050	74,000,000	77,700,000
517	103091 00038	MINIBUS	DAIHATSU	1.0 Li DLX SPORTY MT (XENIA)	2004	1.050	66,000,000	69,300,000
518	103091 00039	MINIBUS	DAIHATSU	1.3 DLX	2007	1.050	90,000,000	94,500,000
519	103091 00039	MINIBUS	DAIHATSU	1.3 DLX	2006	1.050	88,000,000	92,400,000
520	103091 00039	MINIBUS	DAIHATSU	1.3 DLX	2005	1.050	84,000,000	88,200,000
521	103091 00040	MINIBUS	DAIHATSU	1.3 DLX FAMILY	2007	1.050	95,000,000	99,750,000
522	103091 00040	MINIBUS	DAIHATSU	1.3 DLX FAMILY	2006	1.050	93,000,000	97,650,000
523	103091 00040	MINIBUS	DAIHATSU	1.3 DLX FAMILY	2005	1.050	89,000,000	93,450,000
524	103091 00041	MINIBUS	DAIHATSU	1.3 DLX PLUS	2007	1.050	94,000,000	98,700,000
525	103091 00041	MINIBUS	DAIHATSU	1.3 DLX PLUS	2006	1.050	92,000,000	96,600,000
526	103091 00041	MINIBUS	DAIHATSU	1.3 DLX PLUS	2005	1.050	88,000,000	92,400,000
527	103091 00042	MINIBUS	DAIHATSU	1.3 Xi DLX SPORTY MT (XENIA)	2007	1.050	95,000,000	99,750,000
528	103091 00042	MINIBUS	DAIHATSU	1.3 Xi DLX SPORTY MT (XENIA)	2006	1.050	93,000,000	97,650,000
529	103091 00042	MINIBUS	DAIHATSU	1.3 Xi DLX SPORTY MT (XENIA)	2005	1.050	81,000,000	85,050,000
530	103091 00042	MINIBUS	DAIHATSU	1.3 Xi DLX SPORTY MT (XENIA)	2004	1.050	71,000,000	74,550,000
531	103091 00043	MINIBUS	DAIHATSU	1.3 Xi FAMILY	2009	1.050	95,000,000	99,750,000
532	103091 00043	MINIBUS	DAIHATSU	1.3 Xi FAMILY	2008	1.050	87,000,000	91,350,000
533	103091 00043	MINIBUS	DAIHATSU	1.3 Xi FAMILY	2007	1.050	84,000,000	88,200,000
534	103091 00043	MINIBUS	DAIHATSU	1.3 Xi FAMILY	2006	1.050	83,000,000	87,150,000
535	103091 00043	MINIBUS	DAIHATSU	1.3 Xi FAMILY	2005	1.050	80,000,000	84,000,000
536	103091 00044	MINIBUS	DAIHATSU	1.3 Xi MT	2007	1.050	85,000,000	89,250,000

NO	KODING	JENIS	MERЕК	TIPE	TH BUAT	BOBOT	NJKB	DP PKB
1	2	3	4	5	6	7	8	9
537	103091 00044	MINIBUS	DAIHATSU	1.3 Xi MT	2006	1.050	83,000,000	87,150,000
538	103091 00044	MINIBUS	DAIHATSU	1.3 Xi MT	2005	1.050	79,000,000	82,950,000
539	103091 00045	MINIBUS	DAIHATSU	1.3 Xi PLUS	2009	1.050	92,000,000	96,600,000
540	103091 00045	MINIBUS	DAIHATSU	1.3 Xi PLUS	2008	1.050	85,000,000	89,250,000
541	103091 00045	MINIBUS	DAIHATSU	1.3 Xi PLUS	2007	1.050	82,000,000	86,100,000
542	103091 00045	MINIBUS	DAIHATSU	1.3 Xi PLUS	2006	1.050	81,000,000	85,050,000
543	103091 00045	MINIBUS	DAIHATSU	1.3 Xi PLUS	2005	1.050	78,000,000	81,900,000
544	103091 00046	MINIBUS	DAIHATSU	1.3 Xi R15	2007	1.050	91,000,000	95,550,000
545	103091 00046	MINIBUS	DAIHATSU	1.3 Xi R15	2006	1.050	89,000,000	93,450,000
546	103091 00046	MINIBUS	DAIHATSU	1.3 Xi R15	2005	1.050	85,000,000	89,250,000
547	103091 00047	MINIBUS	DAIHATSU	1.3 Xi SPORTY	2009	1.050	96,000,000	100,800,000
548	103091 00047	MINIBUS	DAIHATSU	1.3 Xi SPORTY	2008	1.050	89,000,000	93,450,000
549	103091 00047	MINIBUS	DAIHATSU	1.3 Xi SPORTY	2007	1.050	86,000,000	90,300,000
550	103091 00047	MINIBUS	DAIHATSU	1.3 Xi SPORTY	2006	1.050	85,000,000	89,250,000
551	103091 00047	MINIBUS	DAIHATSU	1.3 Xi SPORTY	2005	1.050	82,000,000	86,100,000
552	103091 00048	MINIBUS	DAIHATSU	354cc	1980	1.050	3,000,000	3,150,000
553	103091 00049	MINIBUS	DAIHATSU	4F30V (1500cc)	1980	1.050	6,000,000	6,300,000
554	103091 00050	MINIBUS	DAIHATSU	4F30V (800cc)	1980	1.050	6,000,000	6,300,000
555	103091 00051	MINIBUS	DAIHATSU	AYLA 1.0 D MT (B100RS-GMLFJ)	2019	1.050	74,000,000	77,700,000
556	103091 00051	MINIBUS	DAIHATSU	AYLA 1.0 D MT (B100RS-GMLFJ)	2018	1.050	71,000,000	74,550,000
557	103091 00051	MINIBUS	DAIHATSU	AYLA 1.0 D MT (B100RS-GMLFJ)	2017	1.050	68,000,000	71,400,000
558	103091 00051	MINIBUS	DAIHATSU	AYLA 1.0 D MT (B100RS-GMLFJ)	2016	1.050	65,000,000	68,250,000
559	103091 00051	MINIBUS	DAIHATSU	AYLA 1.0 D MT (B100RS-GMLFJ)	2015	1.050	62,000,000	65,100,000
560	103091 00051	MINIBUS	DAIHATSU	AYLA 1.0 D MT (B100RS-GMLFJ)	2014	1.050	59,000,000	61,950,000
561	103091 00051	MINIBUS	DAIHATSU	AYLA 1.0 D MT (B100RS-GMLFJ)	2013	1.050	57,000,000	59,850,000
562	103091 00051	MINIBUS	DAIHATSU	AYLA 1.0 D MT (B100RS-GMLFJ)	2012	1.050	55,000,000	57,750,000
563	103091 00052	MINIBUS	DAIHATSU	AYLA 1.0 M AT (B100RS-GQDFJ)	2019	1.050	94,000,000	98,700,000
564	103091 00052	MINIBUS	DAIHATSU	AYLA 1.0 M AT (B100RS-GQDFJ)	2018	1.050	90,000,000	94,500,000
565	103091 00052	MINIBUS	DAIHATSU	AYLA 1.0 M AT (B100RS-GQDFJ)	2017	1.050	86,000,000	90,300,000
566	103091 00052	MINIBUS	DAIHATSU	AYLA 1.0 M AT (B100RS-GQDFJ)	2016	1.050	82,000,000	86,100,000
567	103091 00052	MINIBUS	DAIHATSU	AYLA 1.0 M AT (B100RS-GQDFJ)	2015	1.050	78,000,000	81,900,000
568	103091 00052	MINIBUS	DAIHATSU	AYLA 1.0 M AT (B100RS-GQDFJ)	2014	1.050	75,000,000	78,750,000
569	103091 00052	MINIBUS	DAIHATSU	AYLA 1.0 M AT (B100RS-GQDFJ)	2013	1.050	72,000,000	75,600,000
570	103091 00052	MINIBUS	DAIHATSU	AYLA 1.0 M AT (B100RS-GQDFJ)	2012	1.050	69,000,000	72,450,000
571	103091 00053	MINIBUS	DAIHATSU	AYLA 1.0 M MT (B100RS-GMDFJ)	2019	1.050	87,000,000	91,350,000
572	103091 00053	MINIBUS	DAIHATSU	AYLA 1.0 M MT (B100RS-GMDFJ)	2018	1.050	83,000,000	87,150,000
573	103091 00053	MINIBUS	DAIHATSU	AYLA 1.0 M MT (B100RS-GMDFJ)	2017	1.050	79,000,000	82,950,000
574	103091 00053	MINIBUS	DAIHATSU	AYLA 1.0 M MT (B100RS-GMDFJ)	2016	1.050	76,000,000	79,800,000
575	103091 00053	MINIBUS	DAIHATSU	AYLA 1.0 M MT (B100RS-GMDFJ)	2015	1.050	73,000,000	76,650,000
576	103091 00053	MINIBUS	DAIHATSU	AYLA 1.0 M MT (B100RS-GMDFJ)	2014	1.050	70,000,000	73,500,000
577	103091 00053	MINIBUS	DAIHATSU	AYLA 1.0 M MT (B100RS-GMDFJ)	2013	1.050	67,000,000	70,350,000
578	103091 00053	MINIBUS	DAIHATSU	AYLA 1.0 M MT (B100RS-GMDFJ)	2012	1.050	64,000,000	67,200,000
579	103091 00054	MINIBUS	DAIHATSU	AYLA 1.0 X AT (B100RS-GQQFJ)	2019	1.050	99,000,000	103,950,000
580	103091 00054	MINIBUS	DAIHATSU	AYLA 1.0 X AT (B100RS-GQQFJ)	2018	1.050	95,000,000	99,750,000
581	103091 00054	MINIBUS	DAIHATSU	AYLA 1.0 X AT (B100RS-GQQFJ)	2017	1.050	91,000,000	95,550,000
582	103091 00054	MINIBUS	DAIHATSU	AYLA 1.0 X AT (B100RS-GQQFJ)	2016	1.050	87,000,000	91,350,000
583	103091 00054	MINIBUS	DAIHATSU	AYLA 1.0 X AT (B100RS-GQQFJ)	2015	1.050	83,000,000	87,150,000
584	103091 00054	MINIBUS	DAIHATSU	AYLA 1.0 X AT (B100RS-GQQFJ)	2014	1.050	79,000,000	82,950,000
585	103091 00054	MINIBUS	DAIHATSU	AYLA 1.0 X AT (B100RS-GQQFJ)	2013	1.050	76,000,000	79,800,000
586	103091 00054	MINIBUS	DAIHATSU	AYLA 1.0 X AT (B100RS-GQQFJ)	2012	1.050	73,000,000	76,650,000
587	103091 00055	MINIBUS	DAIHATSU	AYLA 1.0 X MT (B100RS-GMQFJ)	2019	1.050	92,000,000	96,600,000
588	103091 00055	MINIBUS	DAIHATSU	AYLA 1.0 X MT (B100RS-GMQFJ)	2018	1.050	88,000,000	92,400,000
589	103091 00055	MINIBUS	DAIHATSU	AYLA 1.0 X MT (B100RS-GMQFJ)	2017	1.050	84,000,000	88,200,000
590	103091 00055	MINIBUS	DAIHATSU	AYLA 1.0 X MT (B100RS-GMQFJ)	2016	1.050	80,000,000	84,000,000
591	103091 00055	MINIBUS	DAIHATSU	AYLA 1.0 X MT (B100RS-GMQFJ)	2015	1.050	76,000,000	79,800,000
592	103091 00055	MINIBUS	DAIHATSU	AYLA 1.0 X MT (B100RS-GMQFJ)	2014	1.050	73,000,000	76,650,000
593	103091 00055	MINIBUS	DAIHATSU	AYLA 1.0 X MT (B100RS-GMQFJ)	2013	1.050	70,000,000	73,500,000
594	103091 00055	MINIBUS	DAIHATSU	AYLA 1.0 X MT (B100RS-GMQFJ)	2012	1.050	67,000,000	70,350,000
595	103091 00056	MINIBUS	DAIHATSU	AYLA 1.2 R AT (B101RS-GQSGJ)	2019	1.050	113,000,000	118,650,000
596	103091 00056	MINIBUS	DAIHATSU	AYLA 1.2 R AT (B101RS-GQSGJ)	2018	1.050	108,000,000	113,400,000
597	103091 00056	MINIBUS	DAIHATSU	AYLA 1.2 R AT (B101RS-GQSGJ)	2017	1.050	103,000,000	108,150,000
598	103091 00057	MINIBUS	DAIHATSU	AYLA 1.2 R MT (B101RS-GMSGJ)	2019	1.050	105,000,000	110,250,000
599	103091 00057	MINIBUS	DAIHATSU	AYLA 1.2 R MT (B101RS-GMSGJ)	2018	1.050	100,000,000	105,000,000
600	103091 00057	MINIBUS	DAIHATSU	AYLA 1.2 R MT (B101RS-GMSGJ)	2017	1.050	95,000,000	99,750,000
601	103091 00058	MINIBUS	DAIHATSU	AYLA 1.2 X AT (B101RS-GQRGJ)	2019	1.050	107,000,000	112,350,000
602	103091 00058	MINIBUS	DAIHATSU	AYLA 1.2 X AT (B101RS-GQRGJ)	2018	1.050	102,000,000	107,100,000
603	103091 00058	MINIBUS	DAIHATSU	AYLA 1.2 X AT (B101RS-GQRGJ)	2017	1.050	97,000,000	101,850,000
604	103091 00059	MINIBUS	DAIHATSU	AYLA 1.2 X MT (B101RS-GMRGJ)	2019	1.050	99,000,000	103,950,000
605	103091 00059	MINIBUS	DAIHATSU	AYLA 1.2 X MT (B101RS-GMRGJ)	2018	1.050	95,000,000	99,750,000
606	103091 00059	MINIBUS	DAIHATSU	AYLA 1.2 X MT (B101RS-GMRGJ)	2017	1.050	91,000,000	95,550,000
607	103091 00060	MINIBUS	DAIHATSU	B400RS - GMDEJ 1.0 M M/T	2019	1.050	93,000,000	97,650,000
608	103091 00060	MINIBUS	DAIHATSU	B400RS - GMDEJ 1.0 M M/T	2018	1.050	89,000,000	93,450,000
609	103091 00060	MINIBUS	DAIHATSU	B400RS - GMDEJ 1.0 M M/T	2017	1.050	85,000,000	89,250,000
610	103091 00060	MINIBUS	DAIHATSU	B400RS - GMDEJ 1.0 M M/T	2016	1.050	81,000,000	85,050,000
611	103091 00061	MINIBUS	DAIHATSU	B400RS-GMLEJ 1.0 D M/T	2019	1.050	86,000,000	90,300,000
612	103091 00061	MINIBUS	DAIHATSU	B400RS-GMLEJ 1.0 D M/T	2018	1.050	82,000,000	86,100,000
613	103091 00061	MINIBUS	DAIHATSU	B400RS-GMLEJ 1.0 D M/T	2017	1.050	78,000,000	81,900,000
614	103091 00061	MINIBUS	DAIHATSU	B400RS-GMLEJ 1.0 D M/T	2016	1.050	75,000,000	78,750,000
615	103091 00062	MINIBUS	DAIHATSU	B401RS-GMQFJ 1.2 X M/T	2019	1.050	100,000,000	105,000,000
616	103091 00062	MINIBUS	DAIHATSU	B401RS-GMQFJ 1.2 X M/T	2018	1.050	95,000,000	99,750,000
617	103091 00062	MINIBUS	DAIHATSU	B401RS-GMQFJ 1.2 X M/T	2017	1.050	91,000,000	95,550,000
618	103091 00062	MINIBUS	DAIHATSU	B401RS-GMQFJ 1.2 X M/T	2016	1.050	87,000,000	91,350,000
619	103091 00063	MINIBUS	DAIHATSU	B401RS-GMZFJ 1.2 R M/T	2019	1.050	105,000,000	110,250,000
620	103091 00063	MINIBUS	DAIHATSU	B401RS-GMZFJ 1.2 R M/T	2018	1.050	100,000,000	105,000,000
621	103091 00063	MINIBUS	DAIHATSU	B401RS-GMZFJ 1.2 R M/T	2017	1.050	95,000,000	99,750,000
622	103091 00063	MINIBUS	DAIHATSU	B401RS-GMZFJ 1.2 R M/T	2016	1.050	91,000,000	95,550,000
623	103091 00064	MINIBUS	DAIHATSU	B401RS-GOZFJ 1.2R A/T	2016	1.050	95,000,000	99,750,000
624	103091 00064	MINIBUS	DAIHATSU	B401RS-GOZFJ 1.2R A/T	2007	1.050	56,000,000	58,800,000
625	103091 00064	MINIBUS	DAIHATSU	B401RS-GOZFJ 1.2R A/T	2006	1.050	54,000,000	56,700,000
626	103091 00064	MINIBUS	DAIHATSU	B401RS-GOZFJ 1.2R A/T	2005	1.050	52,000,000	54,600,000

NO	KODING	JENIS	MERЕК	TIPE	TH BUAT	BOBOT	NJKB	DP PKB
1	2	3	4	5	6	7	8	9
627	103091 00064	MINIBUS	DAIHATSU	B401RS-GQZFJ 1.2R A/T	2004	1.050	49,000,000	51,450,000
628	103091 00065	MINIBUS	DAIHATSU	B401RS-GQQFJ 1.2 X A/T	2019	1.050	110,000,000	115,500,000
629	103091 00065	MINIBUS	DAIHATSU	B401RS-GQQFJ 1.2 X A/T	2018	1.050	105,000,000	110,250,000
630	103091 00065	MINIBUS	DAIHATSU	B401RS-GQQFJ 1.2 X A/T	2017	1.050	100,000,000	105,000,000
631	103091 00065	MINIBUS	DAIHATSU	B401RS-GQQFJ 1.2 X A/T	2016	1.050	95,000,000	99,750,000
632	103091 00066	MINIBUS	DAIHATSU	B401RS-GQZFJ 1.2R A/T	2019	1.050	115,000,000	120,750,000
633	103091 00066	MINIBUS	DAIHATSU	B401RS-GQZFJ 1.2R A/T	2018	1.050	110,000,000	115,500,000
634	103091 00066	MINIBUS	DAIHATSU	B401RS-GQZFJ 1.2R A/T	2017	1.050	105,000,000	110,250,000
635	103091 00066	MINIBUS	DAIHATSU	B401RS-GQZFJ 1.2R A/T	2016	1.050	100,000,000	105,000,000
636	103091 00067	MINIBUS	DAIHATSU	COPEN	2015	1.050	172,000,000	180,600,000
637	103091 00067	MINIBUS	DAIHATSU	COPEN	2014	1.050	165,000,000	173,250,000
638	103091 00067	MINIBUS	DAIHATSU	COPEN	2013	1.050	157,000,000	164,850,000
639	103091 00067	MINIBUS	DAIHATSU	COPEN	2012	1.050	149,000,000	156,450,000
640	103091 00067	MINIBUS	DAIHATSU	COPEN	2011	1.050	142,000,000	149,100,000
641	103091 00076	MINIBUS	DAIHATSU	F500RV NEW TARUNA 1.3 Xi	2005	1.050	51,000,000	53,550,000
642	103091 00076	MINIBUS	DAIHATSU	F500RV NEW TARUNA 1.3 Xi	2004	1.050	48,000,000	50,400,000
643	103091 00077	MINIBUS	DAIHATSU	F500RV NEW TARUNA CL PLUS 1.5 MT	2007	1.050	103,000,000	108,150,000
644	103091 00077	MINIBUS	DAIHATSU	F500RV NEW TARUNA CL PLUS 1.5 MT	2006	1.050	99,000,000	103,950,000
645	103091 00077	MINIBUS	DAIHATSU	F500RV NEW TARUNA CL PLUS 1.5 MT	2005	1.050	89,000,000	93,450,000
646	103091 00077	MINIBUS	DAIHATSU	F500RV NEW TARUNA CL PLUS 1.5 MT	2004	1.050	83,000,000	87,150,000
647	103091 00078	MINIBUS	DAIHATSU	F500RV NEW TARUNA CL STANDAR 1.5	2007	1.050	96,000,000	100,800,000
648	103091 00078	MINIBUS	DAIHATSU	F500RV NEW TARUNA CL STANDAR 1.5	2006	1.050	92,000,000	96,600,000
649	103091 00078	MINIBUS	DAIHATSU	F500RV NEW TARUNA CL STANDAR 1.5	2005	1.050	81,000,000	85,050,000
650	103091 00078	MINIBUS	DAIHATSU	F500RV NEW TARUNA CL STANDAR 1.5	2004	1.050	77,000,000	80,850,000
651	103091 00079	MINIBUS	DAIHATSU	F500RV NEW TARUNA CSX 1.5 MT	2007	1.050	119,000,000	124,950,000
652	103091 00079	MINIBUS	DAIHATSU	F500RV NEW TARUNA CSX 1.5 MT	2006	1.050	115,000,000	120,750,000
653	103091 00079	MINIBUS	DAIHATSU	F500RV NEW TARUNA CSX 1.5 MT	2005	1.050	105,000,000	110,250,000
654	103091 00079	MINIBUS	DAIHATSU	F500RV NEW TARUNA CSX 1.5 MT	2004	1.050	94,000,000	98,700,000
655	103091 00079	MINIBUS	DAIHATSU	F500RV NEW TARUNA CSX 1.5 MT	2003	1.050	89,000,000	93,450,000
656	103091 00079	MINIBUS	DAIHATSU	F500RV NEW TARUNA CSX 1.5 MT	2002	1.050	86,000,000	90,300,000
657	103091 00079	MINIBUS	DAIHATSU	F500RV NEW TARUNA CSX 1.5 MT	2001	1.050	82,000,000	86,100,000
658	103091 00079	MINIBUS	DAIHATSU	F500RV NEW TARUNA CSX 1.5 MT	2000	1.050	78,000,000	81,900,000
659	103091 00080	MINIBUS	DAIHATSU	F500RV NEW TARUNA CX 1.5 MT	2007	1.050	113,000,000	118,650,000
660	103091 00080	MINIBUS	DAIHATSU	F500RV NEW TARUNA CX 1.5 MT	2006	1.050	109,000,000	114,450,000
661	103091 00080	MINIBUS	DAIHATSU	F500RV NEW TARUNA CX 1.5 MT	2005	1.050	100,000,000	105,000,000
662	103091 00080	MINIBUS	DAIHATSU	F500RV NEW TARUNA CX 1.5 MT	2004	1.050	89,000,000	93,450,000
663	103091 00081	MINIBUS	DAIHATSU	F500RV NEW TARUNA FGX 1.5 MT	2007	1.050	123,000,000	129,150,000
664	103091 00081	MINIBUS	DAIHATSU	F500RV NEW TARUNA FGX 1.5 MT	2006	1.050	120,000,000	126,000,000
665	103091 00081	MINIBUS	DAIHATSU	F500RV NEW TARUNA FGX 1.5 MT	2005	1.050	111,000,000	116,550,000
666	103091 00081	MINIBUS	DAIHATSU	F500RV NEW TARUNA FGX 1.5 MT	2004	1.050	98,000,000	102,900,000
667	103091 00082	MINIBUS	DAIHATSU	F500RV NEW TARUNA FL 1.5 MT	2007	1.050	98,000,000	102,900,000
668	103091 00082	MINIBUS	DAIHATSU	F500RV NEW TARUNA FL 1.5 MT	2006	1.050	95,000,000	99,750,000
669	103091 00082	MINIBUS	DAIHATSU	F500RV NEW TARUNA FL 1.5 MT	2005	1.050	88,000,000	92,400,000
670	103091 00082	MINIBUS	DAIHATSU	F500RV NEW TARUNA FL 1.5 MT	2004	1.050	80,000,000	84,000,000
671	103091 00083	MINIBUS	DAIHATSU	F500RV NEW TARUNA FL PLUS 1.5 MT	2007	1.050	106,000,000	111,300,000
672	103091 00083	MINIBUS	DAIHATSU	F500RV NEW TARUNA FL PLUS 1.5 MT	2006	1.050	102,000,000	107,100,000
673	103091 00083	MINIBUS	DAIHATSU	F500RV NEW TARUNA FL PLUS 1.5 MT	2005	1.050	93,000,000	97,650,000
674	103091 00083	MINIBUS	DAIHATSU	F500RV NEW TARUNA FL PLUS 1.5 MT	2004	1.050	83,000,000	87,150,000
675	103091 00084	MINIBUS	DAIHATSU	F500RV NEW TARUNA FX 1.5 MT	2007	1.050	119,000,000	124,950,000
676	103091 00084	MINIBUS	DAIHATSU	F500RV NEW TARUNA FX 1.5 MT	2006	1.050	115,000,000	120,750,000
677	103091 00084	MINIBUS	DAIHATSU	F500RV NEW TARUNA FX 1.5 MT	2005	1.050	105,000,000	110,250,000
678	103091 00084	MINIBUS	DAIHATSU	F500RV NEW TARUNA FX 1.5 MT	2004	1.050	93,000,000	97,650,000
679	103091 00085	MINIBUS	DAIHATSU	F500RV TARUNA CL STANDAR 1.6	2008	1.050	98,000,000	102,900,000
680	103091 00085	MINIBUS	DAIHATSU	F500RV TARUNA CL STANDAR 1.6	2007	1.050	93,000,000	97,650,000
681	103091 00085	MINIBUS	DAIHATSU	F500RV TARUNA CL STANDAR 1.6	2006	1.050	89,000,000	93,450,000
682	103091 00085	MINIBUS	DAIHATSU	F500RV TARUNA CL STANDAR 1.6	2005	1.050	86,000,000	90,300,000
683	103091 00085	MINIBUS	DAIHATSU	F500RV TARUNA CL STANDAR 1.6	2004	1.050	80,000,000	84,000,000
684	103091 00085	MINIBUS	DAIHATSU	F500RV TARUNA CL STANDAR 1.6	2003	1.050	77,000,000	80,850,000
685	103091 00085	MINIBUS	DAIHATSU	F500RV TARUNA CL STANDAR 1.6	2002	1.050	73,000,000	76,650,000
686	103091 00085	MINIBUS	DAIHATSU	F500RV TARUNA CL STANDAR 1.6	2001	1.050	68,000,000	71,400,000
687	103091 00085	MINIBUS	DAIHATSU	F500RV TARUNA CL STANDAR 1.6	2000	1.050	66,000,000	69,300,000
688	103091 00085	MINIBUS	DAIHATSU	F500RV TARUNA CL STANDAR 1.6	1999	1.050	60,000,000	63,000,000
689	103091 00085	MINIBUS	DAIHATSU	F500RV TARUNA CL STANDAR 1.6	1998	1.050	56,000,000	58,800,000
690	103091 00086	MINIBUS	DAIHATSU	F500RV TARUNA CSR 1.6	2007	1.050	112,000,000	117,600,000
691	103091 00086	MINIBUS	DAIHATSU	F500RV TARUNA CSR 1.6	2006	1.050	108,000,000	113,400,000
692	103091 00086	MINIBUS	DAIHATSU	F500RV TARUNA CSR 1.6	2005	1.050	105,000,000	110,250,000
693	103091 00086	MINIBUS	DAIHATSU	F500RV TARUNA CSR 1.6	2004	1.050	99,000,000	103,950,000
694	103091 00086	MINIBUS	DAIHATSU	F500RV TARUNA CSR 1.6	2003	1.050	93,000,000	97,650,000
695	103091 00086	MINIBUS	DAIHATSU	F500RV TARUNA CSR 1.6	2002	1.050	88,000,000	92,400,000
696	103091 00086	MINIBUS	DAIHATSU	F500RV TARUNA CSR 1.6	2001	1.050	83,000,000	87,150,000
697	103091 00086	MINIBUS	DAIHATSU	F500RV TARUNA CSR 1.6	2000	1.050	79,000,000	82,950,000
698	103091 00087	MINIBUS	DAIHATSU	F500RV TARUNA CSX SUPER DELUXE 1.6	2007	1.050	109,000,000	114,450,000
699	103091 00087	MINIBUS	DAIHATSU	F500RV TARUNA CSX SUPER DELUXE 1.6	2006	1.050	104,000,000	109,200,000
700	103091 00087	MINIBUS	DAIHATSU	F500RV TARUNA CSX SUPER DELUXE 1.6	2005	1.050	99,000,000	103,950,000
701	103091 00087	MINIBUS	DAIHATSU	F500RV TARUNA CSX SUPER DELUXE 1.6	2004	1.050	93,000,000	97,650,000
702	103091 00087	MINIBUS	DAIHATSU	F500RV TARUNA CSX SUPER DELUXE 1.6	2003	1.050	86,000,000	90,300,000
703	103091 00087	MINIBUS	DAIHATSU	F500RV TARUNA CSX SUPER DELUXE 1.6	2002	1.050	83,000,000	87,150,000
704	103091 00087	MINIBUS	DAIHATSU	F500RV TARUNA CSX SUPER DELUXE 1.6	2001	1.050	79,000,000	82,950,000
705	103091 00087	MINIBUS	DAIHATSU	F500RV TARUNA CSX SUPER DELUXE 1.6	2000	1.050	76,000,000	79,800,000
706	103091 00087	MINIBUS	DAIHATSU	F500RV TARUNA CSX SUPER DELUXE 1.6	1999	1.050	69,000,000	72,450,000
707	103091 00088	MINIBUS	DAIHATSU	F500RV TARUNA CX DELUXE 1.6	2007	1.050	102,000,000	107,100,000
708	103091 00088	MINIBUS	DAIHATSU	F500RV TARUNA CX DELUXE 1.6	2006	1.050	98,000,000	102,900,000
709	103091 00088	MINIBUS	DAIHATSU	F500RV TARUNA CX DELUXE 1.6	2005	1.050	95,000,000	99,750,000
710	103091 00088	MINIBUS	DAIHATSU	F500RV TARUNA CX DELUXE 1.6	2004	1.050	89,000,000	93,450,000
711	103091 00088	MINIBUS	DAIHATSU	F500RV TARUNA CX DELUXE 1.6	2003	1.050	82,000,000	86,100,000
712	103091 00088	MINIBUS	DAIHATSU	F500RV TARUNA CX DELUXE 1.6	2002	1.050	79,000,000	82,950,000
713	103091 00088	MINIBUS	DAIHATSU	F500RV TARUNA CX DELUXE 1.6	2001	1.050	75,000,000	78,750,000
714	103091 00088	MINIBUS	DAIHATSU	F500RV TARUNA CX DELUXE 1.6	2000	1.050	71,000,000	74,550,000
715	103091 00088	MINIBUS	DAIHATSU	F500RV TARUNA CX DELUXE 1.6	1999	1.050	64,000,000	67,200,000
716	103091 00089	MINIBUS	DAIHATSU	F501RV CL 1.5	2007	1.050	84,000,000	88,200,000

NO	KODING	JENIS	MERЕК	TIPE	TH BUAT	BOBOT	NJKB	DP PKB
1	2	3	4	5	6	7	8	9
717	103091 00089	MINIBUS	DAIHATSU	F501RV CL 1.5	2006	1.050	80,000,000	84,000,000
718	103091 00089	MINIBUS	DAIHATSU	F501RV CL 1.5	2005	1.050	79,000,000	82,950,000
719	103091 00089	MINIBUS	DAIHATSU	F501RV CL 1.5	2004	1.050	74,000,000	77,700,000
720	103091 00089	MINIBUS	DAIHATSU	F501RV CL 1.5	2003	1.050	69,000,000	72,450,000
721	103091 00089	MINIBUS	DAIHATSU	F501RV CL 1.5	2002	1.050	65,000,000	68,250,000
722	103091 00089	MINIBUS	DAIHATSU	F501RV CL 1.5	2001	1.050	61,000,000	64,050,000
723	103091 00090	MINIBUS	DAIHATSU	F501RV CSX 1.5	2007	1.050	102,000,000	107,100,000
724	103091 00090	MINIBUS	DAIHATSU	F501RV CSX 1.5	2006	1.050	98,000,000	102,900,000
725	103091 00090	MINIBUS	DAIHATSU	F501RV CSX 1.5	2005	1.050	97,000,000	101,850,000
726	103091 00090	MINIBUS	DAIHATSU	F501RV CSX 1.5	2004	1.050	89,000,000	93,450,000
727	103091 00090	MINIBUS	DAIHATSU	F501RV CSX 1.5	2003	1.050	83,000,000	87,150,000
728	103091 00090	MINIBUS	DAIHATSU	F501RV CSX 1.5	2002	1.050	79,000,000	82,950,000
729	103091 00090	MINIBUS	DAIHATSU	F501RV CSX 1.5	2001	1.050	76,000,000	79,800,000
730	103091 00091	MINIBUS	DAIHATSU	F501RV CX 1.5	2007	1.050	95,000,000	99,750,000
731	103091 00091	MINIBUS	DAIHATSU	F501RV CX 1.5	2006	1.050	91,000,000	95,550,000
732	103091 00091	MINIBUS	DAIHATSU	F501RV CX 1.5	2005	1.050	90,000,000	94,500,000
733	103091 00091	MINIBUS	DAIHATSU	F501RV CX 1.5	2004	1.050	83,000,000	87,150,000
734	103091 00091	MINIBUS	DAIHATSU	F501RV CX 1.5	2003	1.050	80,000,000	84,000,000
735	103091 00091	MINIBUS	DAIHATSU	F501RV CX 1.5	2002	1.050	77,000,000	80,850,000
736	103091 00091	MINIBUS	DAIHATSU	F501RV CX 1.5	2001	1.050	73,000,000	76,650,000
737	103091 00092	MINIBUS	DAIHATSU	F520RV TARUNA FGX 1.6	2004	1.050	93,000,000	97,650,000
738	103091 00092	MINIBUS	DAIHATSU	F520RV TARUNA FGX 1.6	2003	1.050	87,000,000	91,350,000
739	103091 00092	MINIBUS	DAIHATSU	F520RV TARUNA FGX 1.6	2002	1.050	86,000,000	90,300,000
740	103091 00092	MINIBUS	DAIHATSU	F520RV TARUNA FGX 1.6	2001	1.050	83,000,000	87,150,000
741	103091 00092	MINIBUS	DAIHATSU	F520RV TARUNA FGX 1.6	2000	1.050	81,000,000	85,050,000
742	103091 00093	MINIBUS	DAIHATSU	F520RV TARUNA FGZ 1.6	2004	1.050	102,000,000	107,100,000
743	103091 00093	MINIBUS	DAIHATSU	F520RV TARUNA FGZ 1.6	2003	1.050	97,000,000	101,850,000
744	103091 00093	MINIBUS	DAIHATSU	F520RV TARUNA FGZ 1.6	2002	1.050	96,000,000	100,800,000
745	103091 00093	MINIBUS	DAIHATSU	F520RV TARUNA FGZ 1.6	2001	1.050	90,000,000	94,500,000
746	103091 00093	MINIBUS	DAIHATSU	F520RV TARUNA FGZ 1.6	2000	1.050	87,000,000	91,350,000
747	103091 00094	MINIBUS	DAIHATSU	F520RV TARUNA FL 1.6	2004	1.050	83,000,000	87,150,000
748	103091 00094	MINIBUS	DAIHATSU	F520RV TARUNA FL 1.6	2003	1.050	79,000,000	82,950,000
749	103091 00094	MINIBUS	DAIHATSU	F520RV TARUNA FL 1.6	2002	1.050	74,000,000	77,700,000
750	103091 00094	MINIBUS	DAIHATSU	F520RV TARUNA FL 1.6	2001	1.050	70,000,000	73,500,000
751	103091 00094	MINIBUS	DAIHATSU	F520RV TARUNA FL 1.6	2000	1.050	68,000,000	71,400,000
752	103091 00095	MINIBUS	DAIHATSU	F520RV TARUNA FX 1.6	2004	1.050	82,000,000	86,100,000
753	103091 00095	MINIBUS	DAIHATSU	F520RV TARUNA FX 1.6	2003	1.050	79,000,000	82,950,000
754	103091 00095	MINIBUS	DAIHATSU	F520RV TARUNA FX 1.6	2002	1.050	76,000,000	79,800,000
755	103091 00095	MINIBUS	DAIHATSU	F520RV TARUNA FX 1.6	2001	1.050	74,000,000	77,700,000
756	103091 00095	MINIBUS	DAIHATSU	F520RV TARUNA FX 1.6	2000	1.050	72,000,000	75,600,000
757	103091 00096	MINIBUS	DAIHATSU	F521RV FGX 1.5	2007	1.050	105,000,000	110,250,000
758	103091 00096	MINIBUS	DAIHATSU	F521RV FGX 1.5	2006	1.050	101,000,000	106,050,000
759	103091 00096	MINIBUS	DAIHATSU	F521RV FGX 1.5	2005	1.050	98,000,000	102,900,000
760	103091 00096	MINIBUS	DAIHATSU	F521RV FGX 1.5	2004	1.050	93,000,000	97,650,000
761	103091 00096	MINIBUS	DAIHATSU	F521RV FGX 1.5	2003	1.050	86,000,000	90,300,000
762	103091 00096	MINIBUS	DAIHATSU	F521RV FGX 1.5	2002	1.050	82,000,000	86,100,000
763	103091 00096	MINIBUS	DAIHATSU	F521RV FGX 1.5	2001	1.050	79,000,000	82,950,000
764	103091 00097	MINIBUS	DAIHATSU	F521RV FL 1.5	2007	1.050	84,000,000	88,200,000
765	103091 00097	MINIBUS	DAIHATSU	F521RV FL 1.5	2006	1.050	80,000,000	84,000,000
766	103091 00097	MINIBUS	DAIHATSU	F521RV FL 1.5	2005	1.050	79,000,000	82,950,000
767	103091 00097	MINIBUS	DAIHATSU	F521RV FL 1.5	2004	1.050	77,000,000	77,700,000
768	103091 00097	MINIBUS	DAIHATSU	F521RV FL 1.5	2003	1.050	69,000,000	72,450,000
769	103091 00097	MINIBUS	DAIHATSU	F521RV FL 1.5	2002	1.050	65,000,000	68,250,000
770	103091 00097	MINIBUS	DAIHATSU	F521RV FL 1.5	2001	1.050	62,000,000	65,100,000
771	103091 00098	MINIBUS	DAIHATSU	F521RV FX 1.5	2007	1.050	98,000,000	102,900,000
772	103091 00098	MINIBUS	DAIHATSU	F521RV FX 1.5	2006	1.050	95,000,000	99,750,000
773	103091 00098	MINIBUS	DAIHATSU	F521RV FX 1.5	2005	1.050	93,000,000	97,650,000
774	103091 00098	MINIBUS	DAIHATSU	F521RV FX 1.5	2004	1.050	87,000,000	91,350,000
775	103091 00098	MINIBUS	DAIHATSU	F521RV FX 1.5	2003	1.050	82,000,000	86,100,000
776	103091 00098	MINIBUS	DAIHATSU	F521RV FX 1.5	2002	1.050	79,000,000	82,950,000
777	103091 00098	MINIBUS	DAIHATSU	F521RV FX 1.5	2001	1.050	75,000,000	78,750,000
778	103091 00070	MINIBUS	DAIHATSU	F 600 RV-GMDFJJ (XENIA VVTI-1000 CC)	2011	1.050	98,000,000	102,900,000
779	103091 00070	MINIBUS	DAIHATSU	F 600 RV-GMDFJJ (XENIA VVTI-1000 CC)	2010	1.050	94,000,000	98,700,000
780	103091 00070	MINIBUS	DAIHATSU	F 600 RV-GMDFJJ (XENIA VVTI-1000 CC)	2009	1.050	87,000,000	91,350,000
781	103091 00070	MINIBUS	DAIHATSU	F 600 RV-GMDFJJ (XENIA VVTI-1000 CC)	2008	1.050	75,000,000	78,750,000
782	103091 00070	MINIBUS	DAIHATSU	F 600 RV-GMDFJJ (XENIA VVTI-1000 CC)	2007	1.050	63,000,000	66,150,000
783	103091 00070	MINIBUS	DAIHATSU	F 600 RV-GMDFJJ (XENIA VVTI-1000 CC)	2006	1.050	62,000,000	65,100,000
784	103091 00072	MINIBUS	DAIHATSU	F 600 RV-GMRFJJ VJ MI VVTI	2011	1.050	88,000,000	92,400,000
785	103091 00072	MINIBUS	DAIHATSU	F 600 RV-GMRFJJ VJ MI VVTI	2010	1.050	84,000,000	88,200,000
786	103091 00072	MINIBUS	DAIHATSU	F 600 RV-GMRFJJ VJ MI VVTI	2009	1.050	74,000,000	77,700,000
787	103091 00072	MINIBUS	DAIHATSU	F 600 RV-GMRFJJ VJ MI VVTI	2008	1.050	66,000,000	69,300,000
788	103091 00071	MINIBUS	DAIHATSU	F 600 RV-GMRFJJ (XENIA VVTI-1000 CC)	2011	1.050	93,000,000	97,650,000
789	103091 00071	MINIBUS	DAIHATSU	F 600 RV-GMRFJJ (XENIA VVTI-1000 CC)	2010	1.050	87,000,000	91,350,000
790	103091 00071	MINIBUS	DAIHATSU	F 600 RV-GMRFJJ (XENIA VVTI-1000 CC)	2009	1.050	75,000,000	78,750,000
791	103091 00071	MINIBUS	DAIHATSU	F 600 RV-GMRFJJ (XENIA VVTI-1000 CC)	2008	1.050	67,000,000	70,350,000
792	103091 00071	MINIBUS	DAIHATSU	F 600 RV-GMRFJJ (XENIA VVTI-1000 CC)	2007	1.050	56,000,000	58,800,000
793	103091 00071	MINIBUS	DAIHATSU	F 600 RV-GMRFJJ (XENIA VVTI-1000 CC)	2006	1.050	55,000,000	57,750,000
794	103091 00069	MINIBUS	DAIHATSU	F 600 RV (XENIA 1000cc)	2007	1.050	63,000,000	66,150,000
795	103091 00069	MINIBUS	DAIHATSU	F 600 RV (XENIA 1000cc)	2006	1.050	61,000,000	64,050,000
796	103091 00069	MINIBUS	DAIHATSU	F 600 RV (XENIA 1000cc)	2005	1.050	59,000,000	61,950,000
797	103091 00069	MINIBUS	DAIHATSU	F 600 RV (XENIA 1000cc)	2004	1.050	56,000,000	58,800,000
798	103091 00068	MINIBUS	DAIHATSU	F 600 (XENIA 1000cc)	2007	1.050	56,000,000	58,800,000
799	103091 00068	MINIBUS	DAIHATSU	F 600 (XENIA 1000cc)	2006	1.050	54,000,000	56,700,000
800	103091 00068	MINIBUS	DAIHATSU	F 600 (XENIA 1000cc)	2005	1.050	52,000,000	54,600,000
801	103091 00068	MINIBUS	DAIHATSU	F 600 (XENIA 1000cc)	2004	1.050	49,000,000	51,450,000
802	103091 00074	MINIBUS	DAIHATSU	F 601 RV-GMDFJJ (XENIA VVTI-1300 CC)	2011	1.050	102,000,000	107,100,000
803	103091 00074	MINIBUS	DAIHATSU	F 601 RV-GMDFJJ (XENIA VVTI-1300 CC)	2010	1.050	100,000,000	105,000,000
804	103091 00074	MINIBUS	DAIHATSU	F 601 RV-GMDFJJ (XENIA VVTI-1300 CC)	2009	1.050	93,000,000	97,650,000
805	103091 00074	MINIBUS	DAIHATSU	F 601 RV-GMDFJJ (XENIA VVTI-1300 CC)	2008	1.050	81,000,000	85,050,000
806	103091 00074	MINIBUS	DAIHATSU	F 601 RV-GMDFJJ (XENIA VVTI-1300 CC)	2007	1.050	70,000,000	73,500,000

NO	KODING	JENIS	MERЕК	TIPE	TH BUAT	BOBOT	NJKB	DP PKB
1	2	3	4	5	6	7	8	9
807	103091 00074	MINIBUS	DAIHATSU	F 601 RV-GMDFJ (XENIA VVTI-1300 CC)	2006	1.050	69,000,000	72,450,000
808	103091 00075	MINIBUS	DAIHATSU	F 601 RV-GQDFJ A/T	2011	1.050	107,000,000	112,350,000
809	103091 00075	MINIBUS	DAIHATSU	F 601 RV-GQDFJ A/T	2010	1.050	104,000,000	109,200,000
810	103091 00075	MINIBUS	DAIHATSU	F 601 RV-GQDFJ A/T	2009	1.050	98,000,000	102,900,000
811	103091 00073	MINIBUS	DAIHATSU	F 601 (XENIA 1300cc)	2007	1.050	70,000,000	73,500,000
812	103091 00073	MINIBUS	DAIHATSU	F 601 (XENIA 1300cc)	2006	1.050	69,000,000	72,450,000
813	103091 00073	MINIBUS	DAIHATSU	F 601 (XENIA 1300cc)	2005	1.050	67,000,000	70,350,000
814	103091 00073	MINIBUS	DAIHATSU	F 601 (XENIA 1300cc)	2004	1.050	62,000,000	65,100,000
815	103091 00099	MINIBUS	DAIHATSU	F650RV-GMDFJ (4X2) M/T	2015	1.050	114,000,000	119,700,000
816	103091 00099	MINIBUS	DAIHATSU	F650RV-GMDFJ (4X2) M/T	2014	1.050	108,000,000	113,400,000
817	103091 00099	MINIBUS	DAIHATSU	F650RV-GMDFJ (4X2) M/T	2013	1.050	103,000,000	108,150,000
818	103091 00099	MINIBUS	DAIHATSU	F650RV-GMDFJ (4X2) M/T	2012	1.050	98,000,000	102,900,000
819	103091 00099	MINIBUS	DAIHATSU	F650RV-GMDFJ (4X2) M/T	2011	1.050	94,000,000	98,700,000
820	103091 00100	MINIBUS	DAIHATSU	F650RV-GMRFJ (4X2) M/T	2015	1.050	121,000,000	127,050,000
821	103091 00100	MINIBUS	DAIHATSU	F650RV-GMRFJ (4X2) M/T	2014	1.050	115,000,000	120,750,000
822	103091 00100	MINIBUS	DAIHATSU	F650RV-GMRFJ (4X2) M/T	2013	1.050	109,000,000	114,450,000
823	103091 00100	MINIBUS	DAIHATSU	F650RV-GMRFJ (4X2) M/T	2012	1.050	103,000,000	108,150,000
824	103091 00100	MINIBUS	DAIHATSU	F650RV-GMRFJ (4X2) M/T	2011	1.050	98,000,000	102,900,000
825	103091 00101	MINIBUS	DAIHATSU	F651RV-GMDFJ (4X2) M/T	2015	1.050	134,000,000	140,700,000
826	103091 00101	MINIBUS	DAIHATSU	F651RV-GMDFJ (4X2) M/T	2014	1.050	128,000,000	134,400,000
827	103091 00101	MINIBUS	DAIHATSU	F651RV-GMDFJ (4X2) M/T	2013	1.050	122,000,000	128,100,000
828	103091 00101	MINIBUS	DAIHATSU	F651RV-GMDFJ (4X2) M/T	2012	1.050	116,000,000	121,800,000
829	103091 00101	MINIBUS	DAIHATSU	F651RV-GMDFJ (4X2) M/T	2011	1.050	110,000,000	115,500,000
830	103091 00102	MINIBUS	DAIHATSU	F651RV-GMRFJ (4X2) M/T	2015	1.050	135,000,000	141,750,000
831	103091 00102	MINIBUS	DAIHATSU	F651RV-GMRFJ (4X2) M/T	2014	1.050	128,000,000	134,400,000
832	103091 00102	MINIBUS	DAIHATSU	F651RV-GMRFJ (4X2) M/T	2013	1.050	122,000,000	128,100,000
833	103091 00102	MINIBUS	DAIHATSU	F651RV-GMRFJ (4X2) M/T	2012	1.050	116,000,000	121,800,000
834	103091 00102	MINIBUS	DAIHATSU	F651RV-GMRFJ (4X2) M/T	2011	1.050	110,000,000	115,500,000
835	103091 00103	MINIBUS	DAIHATSU	F651RV-GQDFJ (4X2) A/T	2015	1.050	147,000,000	154,350,000
836	103091 00103	MINIBUS	DAIHATSU	F651RV-GQDFJ (4X2) A/T	2014	1.050	140,000,000	147,000,000
837	103091 00103	MINIBUS	DAIHATSU	F651RV-GQDFJ (4X2) A/T	2013	1.050	133,000,000	139,650,000
838	103091 00103	MINIBUS	DAIHATSU	F651RV-GQDFJ (4X2) A/T	2012	1.050	126,000,000	132,300,000
839	103091 00103	MINIBUS	DAIHATSU	F651RV-GQDFJ (4X2) A/T	2011	1.050	121,000,000	127,050,000
840	103091 00104	MINIBUS	DAIHATSU	L 201 - 850cc (CERIA)	2007	1.050	54,000,000	56,700,000
841	103091 00104	MINIBUS	DAIHATSU	L 201 - 850cc (CERIA)	2006	1.050	51,000,000	53,550,000
842	103091 00104	MINIBUS	DAIHATSU	L 201 - 850cc (CERIA)	2005	1.050	48,000,000	50,400,000
843	103091 00104	MINIBUS	DAIHATSU	L 201 - 850cc (CERIA)	2004	1.050	45,000,000	47,250,000
844	103091 00104	MINIBUS	DAIHATSU	L 201 - 850cc (CERIA)	2003	1.050	43,000,000	45,150,000
845	103091 00105	MINIBUS	DAIHATSU	L 201 RS - (CERIA)	2007	1.050	59,000,000	61,950,000
846	103091 00105	MINIBUS	DAIHATSU	L 201 RS - (CERIA)	2006	1.050	56,000,000	58,800,000
847	103091 00105	MINIBUS	DAIHATSU	L 201 RS - (CERIA)	2005	1.050	52,000,000	54,600,000
848	103091 00105	MINIBUS	DAIHATSU	L 201 RS - (CERIA)	2004	1.050	49,000,000	51,450,000
849	103091 00105	MINIBUS	DAIHATSU	L 201 RS - (CERIA)	2003	1.050	46,000,000	48,300,000
850	103091 00105	MINIBUS	DAIHATSU	L 201 RS - (CERIA)	2002	1.050	45,000,000	47,250,000
851	103091 00105	MINIBUS	DAIHATSU	L 201 RS - (CERIA)	2001	1.050	43,000,000	45,150,000
852	103091 00106	MINIBUS	DAIHATSU	LUXIO 1.5 D MT (S402RG-ZMGFJJ JH)	2019	1.050	143,000,000	150,150,000
853	103091 00106	MINIBUS	DAIHATSU	LUXIO 1.5 D MT (S402RG-ZMGFJJ JH)	2018	1.050	136,000,000	142,800,000
854	103091 00106	MINIBUS	DAIHATSU	LUXIO 1.5 D MT (S402RG-ZMGFJJ JH)	2017	1.050	130,000,000	136,500,000
855	103091 00106	MINIBUS	DAIHATSU	LUXIO 1.5 D MT (S402RG-ZMGFJJ JH)	2016	1.050	124,000,000	130,200,000
856	103091 00106	MINIBUS	DAIHATSU	LUXIO 1.5 D MT (S402RG-ZMGFJJ JH)	2015	1.050	118,000,000	123,900,000
857	103091 00106	MINIBUS	DAIHATSU	LUXIO 1.5 D MT (S402RG-ZMGFJJ JH)	2014	1.050	113,000,000	118,650,000
858	103091 00106	MINIBUS	DAIHATSU	LUXIO 1.5 D MT (S402RG-ZMGFJJ JH)	2013	1.050	108,000,000	113,400,000
859	103091 00106	MINIBUS	DAIHATSU	LUXIO 1.5 D MT (S402RG-ZMGFJJ JH)	2012	1.050	103,000,000	108,150,000
860	103091 00106	MINIBUS	DAIHATSU	LUXIO 1.5 D MT (S402RG-ZMGFJJ JH)	2011	1.050	98,000,000	102,900,000
861	103091 00106	MINIBUS	DAIHATSU	LUXIO 1.5 D MT (S402RG-ZMGFJJ JH)	2010	1.050	94,000,000	98,700,000
862	103091 00106	MINIBUS	DAIHATSU	LUXIO 1.5 D MT (S402RG-ZMGFJJ JH)	2009	1.050	90,000,000	94,500,000
863	103091 00107	MINIBUS	DAIHATSU	LUXIO 1.5 M ABS MT (S402RG-ZMMFJJ JR)	2012	1.050	119,000,000	124,950,000
864	103091 00107	MINIBUS	DAIHATSU	LUXIO 1.5 M ABS MT (S402RG-ZMMFJJ JR)	2011	1.050	114,000,000	119,700,000
865	103091 00107	MINIBUS	DAIHATSU	LUXIO 1.5 M ABS MT (S402RG-ZMMFJJ JR)	2010	1.050	108,000,000	113,400,000
866	103091 00107	MINIBUS	DAIHATSU	LUXIO 1.5 M ABS MT (S402RG-ZMMFJJ JR)	2009	1.050	93,000,000	97,650,000
867	103091 00108	MINIBUS	DAIHATSU	LUXIO 1.5 M MT (S402RG-ZMMFJJ JP)	2015	1.050	107,000,000	112,350,000
868	103091 00108	MINIBUS	DAIHATSU	LUXIO 1.5 M MT (S402RG-ZMMFJJ JP)	2014	1.050	102,000,000	107,100,000
869	103091 00108	MINIBUS	DAIHATSU	LUXIO 1.5 M MT (S402RG-ZMMFJJ JP)	2013	1.050	98,000,000	102,900,000
870	103091 00108	MINIBUS	DAIHATSU	LUXIO 1.5 M MT (S402RG-ZMMFJJ JP)	2012	1.050	93,000,000	97,650,000
871	103091 00108	MINIBUS	DAIHATSU	LUXIO 1.5 M MT (S402RG-ZMMFJJ JP)	2011	1.050	88,000,000	92,400,000
872	103091 00108	MINIBUS	DAIHATSU	LUXIO 1.5 M MT (S402RG-ZMMFJJ JP)	2010	1.050	84,000,000	88,200,000
873	103091 00108	MINIBUS	DAIHATSU	LUXIO 1.5 M MT (S402RG-ZMMFJJ JP)	2009	1.050	80,000,000	84,000,000
874	103091 00110	MINIBUS	DAIHATSU	LUXIO 1.5 X ABS A/T (S402RG-ZQXFJJ JX)	2012	1.050	134,000,000	140,700,000
875	103091 00110	MINIBUS	DAIHATSU	LUXIO 1.5 X ABS A/T (S402RG-ZQXFJJ JX)	2011	1.050	130,000,000	136,500,000
876	103091 00110	MINIBUS	DAIHATSU	LUXIO 1.5 X ABS A/T (S402RG-ZQXFJJ JX)	2010	1.050	123,000,000	129,150,000
877	103091 00110	MINIBUS	DAIHATSU	LUXIO 1.5 X ABS A/T (S402RG-ZQXFJJ JX)	2009	1.050	113,000,000	118,650,000
878	103091 00111	MINIBUS	DAIHATSU	LUXIO 1.5 X ABS M/T (S402RG-ZMXFJJ JU)	2012	1.050	124,000,000	130,200,000
879	103091 00111	MINIBUS	DAIHATSU	LUXIO 1.5 X ABS M/T (S402RG-ZMXFJJ JU)	2011	1.050	122,000,000	128,100,000
880	103091 00111	MINIBUS	DAIHATSU	LUXIO 1.5 X ABS M/T (S402RG-ZMXFJJ JU)	2010	1.050	115,000,000	120,750,000
881	103091 00111	MINIBUS	DAIHATSU	LUXIO 1.5 X ABS M/T (S402RG-ZMXFJJ JU)	2009	1.050	104,000,000	109,200,000
882	103091 00109	MINIBUS	DAIHATSU	LUXIO 1.5 X A/T (S402RG-ZQXFJJ JV)	2019	1.050	166,000,000	174,300,000
883	103091 00109	MINIBUS	DAIHATSU	LUXIO 1.5 X A/T (S402RG-ZQXFJJ JV)	2018	1.050	158,000,000	165,900,000
884	103091 00109	MINIBUS	DAIHATSU	LUXIO 1.5 X A/T (S402RG-ZQXFJJ JV)	2017	1.050	151,000,000	158,550,000
885	103091 00109	MINIBUS	DAIHATSU	LUXIO 1.5 X A/T (S402RG-ZQXFJJ JV)	2016	1.050	144,000,000	151,200,000
886	103091 00109	MINIBUS	DAIHATSU	LUXIO 1.5 X A/T (S402RG-ZQXFJJ JV)	2015	1.050	137,000,000	143,850,000
887	103091 00109	MINIBUS	DAIHATSU	LUXIO 1.5 X A/T (S402RG-ZQXFJJ JV)	2014	1.050	131,000,000	137,550,000
888	103091 00109	MINIBUS	DAIHATSU	LUXIO 1.5 X A/T (S402RG-ZQXFJJ JV)	2013	1.050	125,000,000	131,250,000
889	103091 00109	MINIBUS	DAIHATSU	LUXIO 1.5 X A/T (S402RG-ZQXFJJ JV)	2012	1.050	119,000,000	124,950,000
890	103091 00109	MINIBUS	DAIHATSU	LUXIO 1.5 X A/T (S402RG-ZQXFJJ JV)	2011	1.050	114,000,000	119,700,000
891	103091 00109	MINIBUS	DAIHATSU	LUXIO 1.5 X A/T (S402RG-ZQXFJJ JV)	2010	1.050	109,000,000	114,450,000
892	103091 00109	MINIBUS	DAIHATSU	LUXIO 1.5 X A/T (S402RG-ZQXFJJ JV)	2009	1.050	104,000,000	109,200,000
893	103091 00112	MINIBUS	DAIHATSU	LUXIO 1.5 X M/T (S402RG-ZMXFJJ JS)	2019	1.050	157,000,000	164,850,000
894	103091 00112	MINIBUS	DAIHATSU	LUXIO 1.5 X M/T (S402RG-ZMXFJJ JS)	2018	1.050	150,000,000	157,500,000
895	103091 00112	MINIBUS	DAIHATSU	LUXIO 1.5 X M/T (S402RG-ZMXFJJ JS)	2017	1.050	143,000,000	150,150,000
896	103091 00112	MINIBUS	DAIHATSU	LUXIO 1.5 X M/T (S402RG-ZMXFJJ JS)	2016	1.050	136,000,000	142,800,000

NO	KODING	JENIS	MERЕК	TIPE	TH BUAT	BOBOT	NJKB	DP PKB
1	2	3	4	5	6	7	8	9
897	103091 00112	MINIBUS	DAIHATSU	LUXIO 1.5 X M/T (S402RG-ZMXFJJ JS)	2015	1.050	130,000,000	136,500,000
898	103091 00112	MINIBUS	DAIHATSU	LUXIO 1.5 X M/T (S402RG-ZMXFJJ JS)	2014	1.050	124,000,000	130,200,000
899	103091 00112	MINIBUS	DAIHATSU	LUXIO 1.5 X M/T (S402RG-ZMXFJJ JS)	2013	1.050	118,000,000	123,900,000
900	103091 00112	MINIBUS	DAIHATSU	LUXIO 1.5 X M/T (S402RG-ZMXFJJ JS)	2012	1.050	113,000,000	118,650,000
901	103091 00112	MINIBUS	DAIHATSU	LUXIO 1.5 X M/T (S402RG-ZMXFJJ JS)	2011	1.050	108,000,000	113,400,000
902	103091 00112	MINIBUS	DAIHATSU	LUXIO 1.5 X M/T (S402RG-ZMXFJJ JS)	2010	1.050	103,000,000	108,150,000
903	103091 00112	MINIBUS	DAIHATSU	LUXIO 1.5 X M/T (S402RG-ZMXFJJ JS)	2009	1.050	98,000,000	102,900,000
904	103091 00116	MINIBUS	DAIHATSU	M201RG AT (YRV)	2007	1.050	140,000,000	147,000,000
905	103091 00116	MINIBUS	DAIHATSU	M201RG AT (YRV)	2006	1.050	136,000,000	142,800,000
906	103091 00116	MINIBUS	DAIHATSU	M201RG AT (YRV)	2005	1.050	131,000,000	137,550,000
907	103091 00116	MINIBUS	DAIHATSU	M201RG AT (YRV)	2004	1.050	122,000,000	128,100,000
908	103091 00116	MINIBUS	DAIHATSU	M201RG AT (YRV)	2003	1.050	116,000,000	121,800,000
909	103091 00116	MINIBUS	DAIHATSU	M201RG AT (YRV)	2002	1.050	112,000,000	117,600,000
910	103091 00116	MINIBUS	DAIHATSU	M201RG AT (YRV)	2001	1.050	110,000,000	115,500,000
911	103091 00117	MINIBUS	DAIHATSU	M201RG MT (YRV)	2007	1.050	130,000,000	136,500,000
912	103091 00117	MINIBUS	DAIHATSU	M201RG MT (YRV)	2006	1.050	125,000,000	131,250,000
913	103091 00117	MINIBUS	DAIHATSU	M201RG MT (YRV)	2005	1.050	122,000,000	128,100,000
914	103091 00117	MINIBUS	DAIHATSU	M201RG MT (YRV)	2004	1.050	115,000,000	120,750,000
915	103091 00117	MINIBUS	DAIHATSU	M201RG MT (YRV)	2003	1.050	110,000,000	115,500,000
916	103091 00117	MINIBUS	DAIHATSU	M201RG MT (YRV)	2002	1.050	107,000,000	112,350,000
917	103091 00117	MINIBUS	DAIHATSU	M201RG MT (YRV)	2001	1.050	103,000,000	108,150,000
918	103091 00113	MINIBUS	DAIHATSU	M 301 RS - AT 1300 CC	2011	1.050	123,000,000	129,150,000
919	103091 00113	MINIBUS	DAIHATSU	M 301 RS - AT 1300 CC	2010	1.050	121,000,000	127,050,000
920	103091 00113	MINIBUS	DAIHATSU	M 301 RS - AT 1300 CC	2009	1.050	118,000,000	123,900,000
921	103091 00113	MINIBUS	DAIHATSU	M 301 RS - AT 1300 CC	2008	1.050	106,000,000	111,300,000
922	103091 00113	MINIBUS	DAIHATSU	M 301 RS - AT 1300 CC	2007	1.050	90,000,000	94,500,000
923	103091 00113	MINIBUS	DAIHATSU	M 301 RS - AT 1300 CC	2006	1.050	86,000,000	90,300,000
924	103091 00113	MINIBUS	DAIHATSU	M 301 RS - AT 1300 CC	2005	1.050	82,000,000	86,100,000
925	103091 00114	MINIBUS	DAIHATSU	M 301 RS - MT 1300 CC	2011	1.050	115,000,000	120,750,000
926	103091 00114	MINIBUS	DAIHATSU	M 301 RS - MT 1300 CC	2010	1.050	113,000,000	118,650,000
927	103091 00114	MINIBUS	DAIHATSU	M 301 RS - MT 1300 CC	2009	1.050	108,000,000	113,400,000
928	103091 00114	MINIBUS	DAIHATSU	M 301 RS - MT 1300 CC	2008	1.050	96,000,000	100,800,000
929	103091 00114	MINIBUS	DAIHATSU	M 301 RS - MT 1300 CC	2007	1.050	78,000,000	81,900,000
930	103091 00114	MINIBUS	DAIHATSU	M 301 RS - MT 1300 CC	2006	1.050	74,000,000	77,700,000
931	103091 00114	MINIBUS	DAIHATSU	M 301 RS - MT 1300 CC	2005	1.050	73,000,000	76,650,000
932	103091 00115	MINIBUS	DAIHATSU	M 302 RS - MT 1000 CC	2007	1.050	66,000,000	69,300,000
933	103091 00115	MINIBUS	DAIHATSU	M 302 RS - MT 1000 CC	2006	1.050	63,000,000	66,150,000
934	103091 00115	MINIBUS	DAIHATSU	M 302 RS - MT 1000 CC	2005	1.050	61,000,000	64,050,000
935	103091 00118	MINIBUS	DAIHATSU	M602RS-AT	2017	1.050	125,000,000	131,250,000
936	103091 00118	MINIBUS	DAIHATSU	M602RS-AT	2016	1.050	116,000,000	121,800,000
937	103091 00118	MINIBUS	DAIHATSU	M602RS-AT	2015	1.050	99,000,000	103,950,000
938	103091 00118	MINIBUS	DAIHATSU	M602RS-AT	2014	1.050	94,000,000	98,700,000
939	103091 00118	MINIBUS	DAIHATSU	M602RS-AT	2013	1.050	89,000,000	93,450,000
940	103091 00118	MINIBUS	DAIHATSU	M602RS-AT	2012	1.050	85,000,000	89,250,000
941	103091 00118	MINIBUS	DAIHATSU	M602RS-AT	2011	1.050	81,000,000	85,050,000
942	103091 00119	MINIBUS	DAIHATSU	M602RS-MT	2017	1.050	117,000,000	122,850,000
943	103091 00119	MINIBUS	DAIHATSU	M602RS-MT	2016	1.050	109,000,000	114,450,000
944	103091 00119	MINIBUS	DAIHATSU	M602RS-MT	2015	1.050	94,000,000	98,700,000
945	103091 00119	MINIBUS	DAIHATSU	M602RS-MT	2014	1.050	89,000,000	93,450,000
946	103091 00119	MINIBUS	DAIHATSU	M602RS-MT	2013	1.050	85,000,000	89,250,000
947	103091 00119	MINIBUS	DAIHATSU	M602RS-MT	2012	1.050	81,000,000	85,050,000
948	103091 00119	MINIBUS	DAIHATSU	M602RS-MT	2011	1.050	77,000,000	80,850,000
949	103091 00120	MINIBUS	DAIHATSU	NEO ZEBRA ZL	2007	1.050	66,000,000	69,300,000
950	103091 00120	MINIBUS	DAIHATSU	NEO ZEBRA ZL	2006	1.050	63,000,000	66,150,000
951	103091 00120	MINIBUS	DAIHATSU	NEO ZEBRA ZL	2005	1.050	56,000,000	58,800,000
952	103091 00120	MINIBUS	DAIHATSU	NEO ZEBRA ZL	2004	1.050	49,000,000	51,450,000
953	103091 00121	MINIBUS	DAIHATSU	NEO ZEBRA ZL 9	2007	1.050	66,000,000	69,300,000
954	103091 00121	MINIBUS	DAIHATSU	NEO ZEBRA ZL 9	2006	1.050	63,000,000	66,150,000
955	103091 00121	MINIBUS	DAIHATSU	NEO ZEBRA ZL 9	2005	1.050	56,000,000	58,800,000
956	103091 00122	MINIBUS	DAIHATSU	NEO ZEBRA ZL 9 PLUS	2007	1.050	69,000,000	72,450,000
957	103091 00122	MINIBUS	DAIHATSU	NEO ZEBRA ZL 9 PLUS	2006	1.050	66,000,000	69,300,000
958	103091 00122	MINIBUS	DAIHATSU	NEO ZEBRA ZL 9 PLUS	2005	1.050	61,000,000	64,050,000
959	103091 00122	MINIBUS	DAIHATSU	NEO ZEBRA ZL 9 PLUS	2004	1.050	56,000,000	58,800,000
960	103091 00123	MINIBUS	DAIHATSU	NEO ZEBRA ZLX	2007	1.050	65,000,000	68,250,000
961	103091 00123	MINIBUS	DAIHATSU	NEO ZEBRA ZLX	2006	1.050	62,000,000	65,100,000
962	103091 00123	MINIBUS	DAIHATSU	NEO ZEBRA ZLX	2005	1.050	60,000,000	63,000,000
963	103091 00123	MINIBUS	DAIHATSU	NEO ZEBRA ZLX	2004	1.050	55,000,000	57,750,000
964	103091 00124	MINIBUS	DAIHATSU	NEO ZEBRA ZLX 9	2007	1.050	72,000,000	75,600,000
965	103091 00124	MINIBUS	DAIHATSU	NEO ZEBRA ZLX 9	2006	1.050	70,000,000	73,500,000
966	103091 00124	MINIBUS	DAIHATSU	NEO ZEBRA ZLX 9	2005	1.050	67,000,000	70,350,000
967	103091 00125	MINIBUS	DAIHATSU	NEO ZEBRA ZSX 1.5 EFI	2007	1.050	76,000,000	79,800,000
968	103091 00125	MINIBUS	DAIHATSU	NEO ZEBRA ZSX 1.5 EFI	2006	1.050	73,000,000	76,650,000
969	103091 00125	MINIBUS	DAIHATSU	NEO ZEBRA ZSX 1.5 EFI	2005	1.050	72,000,000	75,600,000
970	103091 00126	MINIBUS	DAIHATSU	NEO ZEBRA ZSX 7	2005	1.050	72,000,000	75,600,000
971	103091 00127	MINIBUS	DAIHATSU	NEO ZEBRA ZSX DELUXE 1.5	2007	1.050	73,000,000	76,650,000
972	103091 00127	MINIBUS	DAIHATSU	NEO ZEBRA ZSX DELUXE 1.5	2006	1.050	71,000,000	74,550,000
973	103091 00127	MINIBUS	DAIHATSU	NEO ZEBRA ZSX DELUXE 1.5	2005	1.050	68,000,000	71,400,000
974	103091 00127	MINIBUS	DAIHATSU	NEO ZEBRA ZSX DELUXE 1.5	2004	1.050	62,000,000	65,100,000
975	103091 00128	MINIBUS	DAIHATSU	NEO ZEBRA ZX 1.5 EFI	2007	1.050	74,000,000	77,700,000
976	103091 00128	MINIBUS	DAIHATSU	NEO ZEBRA ZX 1.5 EFI	2006	1.050	72,000,000	75,600,000
977	103091 00128	MINIBUS	DAIHATSU	NEO ZEBRA ZX 1.5 EFI	2005	1.050	69,000,000	72,450,000
978	103091 00129	MINIBUS	DAIHATSU	NEO ZEBRA ZX DELUXE 1.5	2007	1.050	72,000,000	75,600,000
979	103091 00129	MINIBUS	DAIHATSU	NEO ZEBRA ZX DELUXE 1.5	2006	1.050	70,000,000	73,500,000
980	103091 00129	MINIBUS	DAIHATSU	NEO ZEBRA ZX DELUXE 1.5	2005	1.050	67,000,000	70,350,000
981	103091 00129	MINIBUS	DAIHATSU	NEO ZEBRA ZX DELUXE 1.5	2004	1.050	61,000,000	64,050,000
982	103091 00130	MINIBUS	DAIHATSU	NEW CERIA KL	2005	1.050	55,000,000	57,750,000
983	103091 00130	MINIBUS	DAIHATSU	NEW CERIA KL	2004	1.050	46,000,000	48,300,000
984	103091 00131	MINIBUS	DAIHATSU	NEW CERIA KL PLUS	2006	1.050	62,000,000	65,100,000
985	103091 00131	MINIBUS	DAIHATSU	NEW CERIA KL PLUS	2005	1.050	59,000,000	61,950,000
986	103091 00131	MINIBUS	DAIHATSU	NEW CERIA KL PLUS	2004	1.050	50,000,000	52,500,000

NO	KODING	JENIS	MEREK	TIPE	TH BUAT	BOBOT	NJKB	DP PKB
1	2	3	4	5	6	7	8	9
987	103091 00132	MINIBUS	DAIHATSU	NEW CERIA KX	2005	1.050	66,000,000	69,300,000
988	103091 00132	MINIBUS	DAIHATSU	NEW CERIA KX	2004	1.050	55,000,000	57,750,000
989	103091 00133	MINIBUS	DAIHATSU	S10P 547cc	1983	1.050	8,000,000	8,400,000
990	103091 00133	MINIBUS	DAIHATSU	S10P 547cc	1982	1.050	7,000,000	7,350,000
991	103091 00133	MINIBUS	DAIHATSU	S10P 547cc	1981	1.050	6,000,000	6,300,000
992	103091 00133	MINIBUS	DAIHATSU	S10P 547cc	1980	1.050	5,000,000	5,250,000
993	103091 00134	MINIBUS	DAIHATSU	S38P 360cc	1980	1.050	3,000,000	3,150,000
994	103091 00135	MINIBUS	DAIHATSU	S401RV-NMREJJ (4X2) M/T	2011	1.050	61,000,000	64,050,000
995	103091 00135	MINIBUS	DAIHATSU	S401RV-NMREJJ (4X2) M/T	2010	1.050	59,000,000	61,950,000
996	103091 00135	MINIBUS	DAIHATSU	S401RV-NMREJJ (4X2) M/T	2009	1.050	56,000,000	58,800,000
997	103091 00135	MINIBUS	DAIHATSU	S401RV-NMREJJ (4X2) M/T	2008	1.050	51,000,000	53,550,000
998	103091 00136	MINIBUS	DAIHATSU	S401RV-ZMDEJJ HJ	2019	1.050	125,000,000	131,250,000
999	103091 00136	MINIBUS	DAIHATSU	S401RV-ZMDEJJ HJ	2018	1.050	119,000,000	124,950,000
1000	103091 00136	MINIBUS	DAIHATSU	S401RV-ZMDEJJ HJ	2017	1.050	114,000,000	119,700,000
1001	103091 00136	MINIBUS	DAIHATSU	S401RV-ZMDEJJ HJ	2016	1.050	109,000,000	114,450,000
1002	103091 00136	MINIBUS	DAIHATSU	S401RV-ZMDEJJ HJ	2015	1.050	104,000,000	109,200,000
1003	103091 00136	MINIBUS	DAIHATSU	S401RV-ZMDEJJ HJ	2014	1.050	99,000,000	103,950,000
1004	103091 00136	MINIBUS	DAIHATSU	S401RV-ZMDEJJ HJ	2013	1.050	95,000,000	99,750,000
1005	103091 00136	MINIBUS	DAIHATSU	S401RV-ZMDEJJ HJ	2012	1.050	91,000,000	95,550,000
1006	103091 00136	MINIBUS	DAIHATSU	S401RV-ZMDEJJ HJ	2011	1.050	87,000,000	91,350,000
1007	103091 00136	MINIBUS	DAIHATSU	S401RV-ZMDEJJ HJ	2010	1.050	83,000,000	87,150,000
1008	103091 00136	MINIBUS	DAIHATSU	S401RV-ZMDEJJ HJ	2009	1.050	79,000,000	82,950,000
1009	103091 00136	MINIBUS	DAIHATSU	S401RV-ZMDEJJ HJ	2008	1.050	76,000,000	79,800,000
1010	103091 00136	MINIBUS	DAIHATSU	S401RV-ZMDEJJ HJ	2007	1.050	73,000,000	76,650,000
1011	103091 00137	MINIBUS	DAIHATSU	S401RV-ZMGEJJ HP	2019	1.050	120,000,000	126,000,000
1012	103091 00137	MINIBUS	DAIHATSU	S401RV-ZMGEJJ HP	2018	1.050	114,000,000	119,700,000
1013	103091 00137	MINIBUS	DAIHATSU	S401RV-ZMGEJJ HP	2017	1.050	109,000,000	114,450,000
1014	103091 00138	MINIBUS	DAIHATSU	S401RV-ZMREJJ HK	2012	1.050	83,000,000	87,150,000
1015	103091 00138	MINIBUS	DAIHATSU	S401RV-ZMREJJ HK	2011	1.050	80,000,000	84,000,000
1016	103091 00138	MINIBUS	DAIHATSU	S401RV-ZMREJJ HK	2010	1.050	78,000,000	81,900,000
1017	103091 00138	MINIBUS	DAIHATSU	S401RV-ZMREJJ HK	2009	1.050	70,000,000	73,500,000
1018	103091 00138	MINIBUS	DAIHATSU	S401RV-ZMREJJ HK	2008	1.050	61,000,000	64,050,000
1019	103091 00138	MINIBUS	DAIHATSU	S401RV-ZMREJJ HK	2007	1.050	60,000,000	63,000,000
1020	103091 00139	MINIBUS	DAIHATSU	S401RV-ZMREJJ HM	2012	1.050	87,000,000	91,350,000
1021	103091 00139	MINIBUS	DAIHATSU	S401RV-ZMREJJ HM	2011	1.050	84,000,000	88,200,000
1022	103091 00139	MINIBUS	DAIHATSU	S401RV-ZMREJJ HM	2010	1.050	82,000,000	86,100,000
1023	103091 00139	MINIBUS	DAIHATSU	S401RV-ZMREJJ HM	2009	1.050	74,000,000	77,700,000
1024	103091 00139	MINIBUS	DAIHATSU	S401RV-ZMREJJ HM	2008	1.050	64,000,000	67,200,000
1025	103091 00139	MINIBUS	DAIHATSU	S401RV-ZMREJJ HM	2007	1.050	63,000,000	66,150,000
1026	103091 00140	MINIBUS	DAIHATSU	S402RP-NQFSJJ A/T	2015	1.050	85,000,000	89,250,000
1027	103091 00141	MINIBUS	DAIHATSU	S402RV-BMRFJJ AN	2012	1.050	82,000,000	86,100,000
1028	103091 00141	MINIBUS	DAIHATSU	S402RV-BMRFJJ AN	2011	1.050	79,000,000	82,950,000
1029	103091 00141	MINIBUS	DAIHATSU	S402RV-BMRFJJ AN	2010	1.050	77,000,000	80,850,000
1030	103091 00141	MINIBUS	DAIHATSU	S402RV-BMRFJJ AN	2009	1.050	70,000,000	73,500,000
1031	103091 00142	MINIBUS	DAIHATSU	S402RV-ZMDFJJ MT	2012	1.050	95,000,000	99,750,000
1032	103091 00142	MINIBUS	DAIHATSU	S402RV-ZMDFJJ MT	2011	1.050	92,000,000	96,600,000
1033	103091 00142	MINIBUS	DAIHATSU	S402RV-ZMDFJJ MT	2010	1.050	90,000,000	94,500,000
1034	103091 00142	MINIBUS	DAIHATSU	S402RV-ZMDFJJ MT	2009	1.050	81,000,000	85,050,000
1035	103091 00142	MINIBUS	DAIHATSU	S402RV-ZMDFJJ MT	2008	1.050	74,000,000	77,700,000
1036	103091 00142	MINIBUS	DAIHATSU	S402RV-ZMDFJJ MT	2007	1.050	72,000,000	75,600,000
1037	103091 00143	MINIBUS	DAIHATSU	S402RV-ZMDFJJ MU	2019	1.050	132,000,000	138,600,000
1038	103091 00143	MINIBUS	DAIHATSU	S402RV-ZMDFJJ MU	2018	1.050	126,000,000	132,300,000
1039	103091 00143	MINIBUS	DAIHATSU	S402RV-ZMDFJJ MU	2017	1.050	120,000,000	126,000,000
1040	103091 00143	MINIBUS	DAIHATSU	S402RV-ZMDFJJ MU	2016	1.050	114,000,000	119,700,000
1041	103091 00143	MINIBUS	DAIHATSU	S402RV-ZMDFJJ MU	2015	1.050	109,000,000	114,450,000
1042	103091 00143	MINIBUS	DAIHATSU	S402RV-ZMDFJJ MU	2014	1.050	104,000,000	109,200,000
1043	103091 00143	MINIBUS	DAIHATSU	S402RV-ZMDFJJ MU	2013	1.050	99,000,000	103,950,000
1044	103091 00143	MINIBUS	DAIHATSU	S402RV-ZMDFJJ MU	2012	1.050	95,000,000	99,750,000
1045	103091 00143	MINIBUS	DAIHATSU	S402RV-ZMDFJJ MU	2011	1.050	91,000,000	95,550,000
1046	103091 00143	MINIBUS	DAIHATSU	S402RV-ZMDFJJ MU	2010	1.050	87,000,000	91,350,000
1047	103091 00143	MINIBUS	DAIHATSU	S402RV-ZMDFJJ MU	2009	1.050	83,000,000	87,150,000
1048	103091 00143	MINIBUS	DAIHATSU	S402RV-ZMDFJJ MU	2008	1.050	79,000,000	82,950,000
1049	103091 00143	MINIBUS	DAIHATSU	S402RV-ZMDFJJ MU	2007	1.050	76,000,000	79,800,000
1050	103091 00144	MINIBUS	DAIHATSU	S402RV-ZMEFJJ	2012	1.050	99,000,000	103,950,000
1051	103091 00144	MINIBUS	DAIHATSU	S402RV-ZMEFJJ	2011	1.050	97,000,000	101,850,000
1052	103091 00144	MINIBUS	DAIHATSU	S402RV-ZMEFJJ	2010	1.050	95,000,000	99,750,000
1053	103091 00144	MINIBUS	DAIHATSU	S402RV-ZMEFJJ	2009	1.050	86,000,000	90,300,000
1054	103091 00144	MINIBUS	DAIHATSU	S402RV-ZMEFJJ	2008	1.050	79,000,000	82,950,000
1055	103091 00145	MINIBUS	DAIHATSU	S402RV-ZMRFJJ MX	2012	1.050	91,000,000	95,550,000
1056	103091 00145	MINIBUS	DAIHATSU	S402RV-ZMRFJJ MX	2011	1.050	87,000,000	91,350,000
1057	103091 00145	MINIBUS	DAIHATSU	S402RV-ZMRFJJ MX	2010	1.050	85,000,000	89,250,000
1058	103091 00145	MINIBUS	DAIHATSU	S402RV-ZMRFJJ MX	2009	1.050	77,000,000	80,850,000
1059	103091 00145	MINIBUS	DAIHATSU	S402RV-ZMRFJJ MX	2008	1.050	69,000,000	72,450,000
1060	103091 00145	MINIBUS	DAIHATSU	S402RV-ZMRFJJ MX	2007	1.050	68,000,000	71,400,000
1061	103091 00146	MINIBUS	DAIHATSU	S402RV-ZMRFJJ MZ	2012	1.050	95,000,000	99,750,000
1062	103091 00146	MINIBUS	DAIHATSU	S402RV-ZMRFJJ MZ	2011	1.050	92,000,000	96,600,000
1063	103091 00146	MINIBUS	DAIHATSU	S402RV-ZMRFJJ MZ	2010	1.050	90,000,000	94,500,000
1064	103091 00146	MINIBUS	DAIHATSU	S402RV-ZMRFJJ MZ	2009	1.050	81,000,000	85,050,000
1065	103091 00146	MINIBUS	DAIHATSU	S402RV-ZMRFJJ MZ	2008	1.050	73,000,000	76,650,000
1066	103091 00146	MINIBUS	DAIHATSU	S402RV-ZMRFJJ MZ	2007	1.050	72,000,000	75,600,000
1067	103091 00147	MINIBUS	DAIHATSU	S402RV-ZMSFJJ	2012	1.050	96,000,000	100,800,000
1068	103091 00147	MINIBUS	DAIHATSU	S402RV-ZMSFJJ	2011	1.050	94,000,000	98,700,000
1069	103091 00147	MINIBUS	DAIHATSU	S402RV-ZMSFJJ	2010	1.050	92,000,000	96,600,000
1070	103091 00147	MINIBUS	DAIHATSU	S402RV-ZMSFJJ	2009	1.050	83,000,000	87,150,000
1071	103091 00147	MINIBUS	DAIHATSU	S402RV-ZMSFJJ	2008	1.050	76,000,000	79,800,000
1072	103091 00148	MINIBUS	DAIHATSU	S402RV-ZQEFJJ	2012	1.050	102,000,000	107,100,000
1073	103091 00148	MINIBUS	DAIHATSU	S402RV-ZQEFJJ	2011	1.050	99,000,000	103,950,000
1074	103091 00148	MINIBUS	DAIHATSU	S402RV-ZQEFJJ	2010	1.050	98,000,000	102,900,000
1075	103091 00148	MINIBUS	DAIHATSU	S402RV-ZQEFJJ	2009	1.050	89,000,000	93,450,000
1076	103091 00148	MINIBUS	DAIHATSU	S402RV-ZQEFJJ	2008	1.050	82,000,000	86,100,000

NO	KODING	JENIS	MERЕК	TIPE	TH BUAT	BOBOT	NJKB	DP PKB
1	2	3	4	5	6	7	8	9
1077	103091 00149	MINIBUS	DAIHATSU	S402RV-ZQSFJJ	2012	1.050	100,000,000	105,000,000
1078	103091 00149	MINIBUS	DAIHATSU	S402RV-ZQSFJJ	2011	1.050	98,000,000	102,900,000
1079	103091 00149	MINIBUS	DAIHATSU	S402RV-ZQSFJJ	2010	1.050	96,000,000	100,800,000
1080	103091 00149	MINIBUS	DAIHATSU	S402RV-ZQSFJJ	2009	1.050	86,000,000	90,300,000
1081	103091 00149	MINIBUS	DAIHATSU	S402RV-ZQSFJJ	2008	1.050	79,000,000	82,950,000
1082	103091 00150	MINIBUS	DAIHATSU	S70P/R (HUJET 1000)	1987	1.050	12,000,000	12,600,000
1083	103091 00150	MINIBUS	DAIHATSU	S70P/R (HUJET 1000)	1986	1.050	11,000,000	11,550,000
1084	103091 00150	MINIBUS	DAIHATSU	S70P/R (HUJET 1000)	1985	1.050	10,000,000	10,500,000
1085	103091 00150	MINIBUS	DAIHATSU	S70P/R (HUJET 1000)	1984	1.050	9,000,000	9,450,000
1086	103091 00150	MINIBUS	DAIHATSU	S70P/R (HUJET 1000)	1983	1.050	8,000,000	8,400,000
1087	103091 00151	MINIBUS	DAIHATSU	S88 / 1000 CC (HUJET ZEBRA)	1992	1.050	18,000,000	18,900,000
1088	103091 00151	MINIBUS	DAIHATSU	S88 / 1000 CC (HUJET ZEBRA)	1991	1.050	16,000,000	16,800,000
1089	103091 00151	MINIBUS	DAIHATSU	S88 / 1000 CC (HUJET ZEBRA)	1990	1.050	14,000,000	14,700,000
1090	103091 00151	MINIBUS	DAIHATSU	S88 / 1000 CC (HUJET ZEBRA)	1989	1.050	13,500,000	14,175,000
1091	103091 00151	MINIBUS	DAIHATSU	S88 / 1000 CC (HUJET ZEBRA)	1988	1.050	13,000,000	13,650,000
1092	103091 00151	MINIBUS	DAIHATSU	S88 / 1000 CC (HUJET ZEBRA)	1987	1.050	12,000,000	12,600,000
1093	103091 00151	MINIBUS	DAIHATSU	S88 / 1000 CC (HUJET ZEBRA)	1986	1.050	11,000,000	11,550,000
1094	103091 00152	MINIBUS	DAIHATSU	S89 / 1300 CC (ZEBRA)	1999	1.050	38,000,000	39,900,000
1095	103091 00152	MINIBUS	DAIHATSU	S89 / 1300 CC (ZEBRA)	1998	1.050	33,000,000	34,650,000
1096	103091 00152	MINIBUS	DAIHATSU	S89 / 1300 CC (ZEBRA)	1997	1.050	29,000,000	30,450,000
1097	103091 00152	MINIBUS	DAIHATSU	S89 / 1300 CC (ZEBRA)	1996	1.050	28,000,000	29,400,000
1098	103091 00152	MINIBUS	DAIHATSU	S89 / 1300 CC (ZEBRA)	1995	1.050	26,000,000	27,300,000
1099	103091 00152	MINIBUS	DAIHATSU	S89 / 1300 CC (ZEBRA)	1994	1.050	23,000,000	24,150,000
1100	103091 00152	MINIBUS	DAIHATSU	S89 / 1300 CC (ZEBRA)	1993	1.050	21,000,000	22,050,000
1101	103091 00152	MINIBUS	DAIHATSU	S89 / 1300 CC (ZEBRA)	1992	1.050	20,000,000	21,000,000
1102	103091 00152	MINIBUS	DAIHATSU	S89 / 1300 CC (ZEBRA)	1991	1.050	18,000,000	18,900,000
1103	103091 00152	MINIBUS	DAIHATSU	S89 / 1300 CC (ZEBRA)	1990	1.050	15,000,000	15,750,000
1104	103091 00152	MINIBUS	DAIHATSU	S89 / 1300 CC (ZEBRA)	1989	1.050	14,000,000	14,700,000
1105	103091 00154	MINIBUS	DAIHATSU	S91 / 1300 CC EFI	2007	1.050	60,000,000	63,000,000
1106	103091 00153	MINIBUS	DAIHATSU	S91 / 1300 CC (ESPASS)	2007	1.050	59,000,000	61,950,000
1107	103091 00153	MINIBUS	DAIHATSU	S91 / 1300 CC (ESPASS)	2006	1.050	56,000,000	58,800,000
1108	103091 00153	MINIBUS	DAIHATSU	S91 / 1300 CC (ESPASS)	2005	1.050	54,000,000	56,700,000
1109	103091 00153	MINIBUS	DAIHATSU	S91 / 1300 CC (ESPASS)	2004	1.050	51,000,000	53,550,000
1110	103091 00153	MINIBUS	DAIHATSU	S91 / 1300 CC (ESPASS)	2003	1.050	46,000,000	48,300,000
1111	103091 00153	MINIBUS	DAIHATSU	S91 / 1300 CC (ESPASS)	2002	1.050	45,000,000	47,250,000
1112	103091 00153	MINIBUS	DAIHATSU	S91 / 1300 CC (ESPASS)	2001	1.050	43,000,000	45,150,000
1113	103091 00153	MINIBUS	DAIHATSU	S91 / 1300 CC (ESPASS)	2000	1.050	41,000,000	43,050,000
1114	103091 00153	MINIBUS	DAIHATSU	S91 / 1300 CC (ESPASS)	1999	1.050	38,000,000	39,900,000
1115	103091 00153	MINIBUS	DAIHATSU	S91 / 1300 CC (ESPASS)	1998	1.050	33,000,000	34,650,000
1116	103091 00153	MINIBUS	DAIHATSU	S91 / 1300 CC (ESPASS)	1997	1.050	29,000,000	30,450,000
1117	103091 00153	MINIBUS	DAIHATSU	S91 / 1300 CC (ESPASS)	1996	1.050	28,000,000	29,400,000
1118	103091 00153	MINIBUS	DAIHATSU	S91 / 1300 CC (ESPASS)	1995	1.050	26,000,000	27,300,000
1119	103091 00153	MINIBUS	DAIHATSU	S91 / 1300 CC (ESPASS)	1994	1.050	23,000,000	24,150,000
1120	103091 00153	MINIBUS	DAIHATSU	S91 / 1300 CC (ESPASS)	1993	1.050	21,000,000	22,050,000
1121	103091 00153	MINIBUS	DAIHATSU	S91 / 1300 CC (ESPASS)	1992	1.050	20,000,000	21,000,000
1122	103091 00153	MINIBUS	DAIHATSU	S91 / 1300 CC (ESPASS)	1991	1.050	18,000,000	18,900,000
1123	103091 00153	MINIBUS	DAIHATSU	S91 / 1300 CC (ESPASS)	1990	1.050	15,000,000	15,750,000
1124	103091 00155	MINIBUS	DAIHATSU	S91 RV	2002	1.050	39,000,000	40,950,000
1125	103091 00155	MINIBUS	DAIHATSU	S91 RV	1997	1.050	29,000,000	30,450,000
1126	103091 00155	MINIBUS	DAIHATSU	S91 RV	1996	1.050	27,000,000	28,350,000
1127	103091 00155	MINIBUS	DAIHATSU	S91 RV	1995	1.050	25,000,000	26,250,000
1128	103091 00156	MINIBUS	DAIHATSU	S92 / 1600 CC (ESPASS)	2006	1.050	62,000,000	65,100,000
1129	103091 00156	MINIBUS	DAIHATSU	S92 / 1600 CC (ESPASS)	2005	1.050	60,000,000	63,000,000
1130	103091 00156	MINIBUS	DAIHATSU	S92 / 1600 CC (ESPASS)	2004	1.050	56,000,000	58,800,000
1131	103091 00156	MINIBUS	DAIHATSU	S92 / 1600 CC (ESPASS)	2003	1.050	52,000,000	54,600,000
1132	103091 00156	MINIBUS	DAIHATSU	S92 / 1600 CC (ESPASS)	2002	1.050	50,000,000	52,500,000
1133	103091 00156	MINIBUS	DAIHATSU	S92 / 1600 CC (ESPASS)	2001	1.050	48,000,000	50,400,000
1134	103091 00156	MINIBUS	DAIHATSU	S92 / 1600 CC (ESPASS)	2000	1.050	45,000,000	47,250,000
1135	103091 00156	MINIBUS	DAIHATSU	S92 / 1600 CC (ESPASS)	1999	1.050	40,000,000	42,000,000
1136	103091 00156	MINIBUS	DAIHATSU	S92 / 1600 CC (ESPASS)	1998	1.050	38,000,000	39,900,000
1137	103091 00156	MINIBUS	DAIHATSU	S92 / 1600 CC (ESPASS)	1997	1.050	36,000,000	37,800,000
1138	103091 00156	MINIBUS	DAIHATSU	S92 / 1600 CC (ESPASS)	1996	1.050	33,000,000	34,650,000
1139	103091 00156	MINIBUS	DAIHATSU	S92 / 1600 CC (ESPASS)	1995	1.050	30,000,000	31,500,000
1140	103091 00157	MINIBUS	DAIHATSU	S93 / 1500 CC	2007	1.050	62,000,000	65,100,000
1141	103091 00157	MINIBUS	DAIHATSU	S93 / 1500 CC	2006	1.050	59,000,000	61,950,000
1142	103091 00157	MINIBUS	DAIHATSU	S93 / 1500 CC	2005	1.050	58,000,000	60,900,000
1143	103091 00157	MINIBUS	DAIHATSU	S93 / 1500 CC	2004	1.050	54,000,000	56,700,000
1144	103091 00157	MINIBUS	DAIHATSU	S93 / 1500 CC	2003	1.050	48,000,000	50,400,000
1145	103091 00157	MINIBUS	DAIHATSU	S93 / 1500 CC	2002	1.050	47,000,000	49,350,000
1146	103091 00158	MINIBUS	DAIHATSU	S93 / 1500 CC EFI	2007	1.050	63,000,000	66,150,000
1147	103091 00159	MINIBUS	DAIHATSU	SIRION 1.0	2005	1.050	75,000,000	78,750,000
1148	103091 00159	MINIBUS	DAIHATSU	SIRION 1.0	2004	1.050	70,000,000	73,500,000
1149	103091 00160	MINIBUS	DAIHATSU	SIRION 1.3 A/T (M804RS-GQNEMJ)	2019	1.050	151,000,000	158,550,000
1150	103091 00160	MINIBUS	DAIHATSU	SIRION 1.3 A/T (M804RS-GQNEMJ)	2018	1.050	144,000,000	151,200,000
1151	103091 00161	MINIBUS	DAIHATSU	SIRION 1.3 M/T (M804RS-GMNEMJ)	2019	1.050	143,000,000	150,150,000
1152	103091 00161	MINIBUS	DAIHATSU	SIRION 1.3 M/T (M804RS-GMNEMJ)	2018	1.050	136,000,000	142,800,000
1153	103091 00162	MINIBUS	DAIHATSU	TANTO AT	2010	1.050	204,000,000	214,200,000
1154	103091 00163	MINIBUS	DAIHATSU	TANTO RS AT	2009	1.050	192,000,000	201,600,000
1155	103091 00164	MINIBUS	DAIHATSU	TANTO X AT	2009	1.050	166,000,000	174,300,000
1156	103091 00165	MINIBUS	DAIHATSU	TARUNA CL NEW	2005	1.050	92,000,000	96,600,000
1157	103091 00166	MINIBUS	DAIHATSU	TARUNA CL PLUS NEW	2005	1.050	98,000,000	102,900,000
1158	103091 00167	MINIBUS	DAIHATSU	TARUNA CSX OXXY WL	2007	1.050	123,000,000	129,150,000
1159	103091 00167	MINIBUS	DAIHATSU	TARUNA CSX OXXY WL	2006	1.050	120,000,000	126,000,000
1160	103091 00167	MINIBUS	DAIHATSU	TARUNA CSX OXXY WL	2005	1.050	118,000,000	123,900,000
1161	103091 00168	MINIBUS	DAIHATSU	TARUNA CX OXXY WL	2007	1.050	119,000,000	124,950,000
1162	103091 00168	MINIBUS	DAIHATSU	TARUNA CX OXXY WL	2006	1.050	115,000,000	120,750,000
1163	103091 00168	MINIBUS	DAIHATSU	TARUNA CX OXXY WL	2005	1.050	112,000,000	117,600,000
1164	103091 00169	MINIBUS	DAIHATSU	TARUNA FGX OXXY WL NEW	2006	1.050	121,000,000	127,050,000
1165	103091 00170	MINIBUS	DAIHATSU	TARUNA FX OXXY WL	2007	1.050	123,000,000	129,150,000
1166	103091 00170	MINIBUS	DAIHATSU	TARUNA FX OXXY WL	2006	1.050	119,000,000	124,950,000

NO	KODING	JENIS	MERЕК	TIPE	TH BUAT	BOBOT	NJKB	DP PKB
1	2	3	4	5	6	7	8	9
1167	103091 00170	MINIBUS	DAIHATSU	TARUNA FX OXXY WL	2005	1.050	117,000,000	122,850,000
1168	103091 00172	MINIBUS	DAIHATSU	TERIOS 1.5 R A/T (F800RG-GQMFJ)	2019	1.050	195,000,000	204,750,000
1169	103091 00172	MINIBUS	DAIHATSU	TERIOS 1.5 R A/T (F800RG-GQMFJ)	2018	1.050	186,000,000	195,300,000
1170	103091 00173	MINIBUS	DAIHATSU	TERIOS 1.5 R F700RG-GMDFJ (4X2) M/T	2017	1.050	162,000,000	170,100,000
1171	103091 00173	MINIBUS	DAIHATSU	TERIOS 1.5 R F700RG-GMDFJ (4X2) M/T	2016	1.050	154,000,000	161,700,000
1172	103091 00174	MINIBUS	DAIHATSU	TERIOS 1.5 R F700RG-GQDFJ (4X2) A/T	2017	1.050	172,000,000	180,600,000
1173	103091 00174	MINIBUS	DAIHATSU	TERIOS 1.5 R F700RG-GQDFJ (4X2) A/T	2016	1.050	163,000,000	171,150,000
1174	103091 00171	MINIBUS	DAIHATSU	TERIOS 1.5 R (F800RG-GMMFJ) M/T	2018	1.050	170,000,000	178,500,000
1175	103091 00171	MINIBUS	DAIHATSU	TERIOS 1.5 R (F800RG-GMMFJ) M/T	2017	1.050	162,000,000	170,100,000
1176	103091 00175	MINIBUS	DAIHATSU	TERIOS 1.5 R M/T (F800RG-GMMFJ)	2019	1.050	187,000,000	196,350,000
1177	103091 00175	MINIBUS	DAIHATSU	TERIOS 1.5 R M/T (F800RG-GMMFJ)	2018	1.050	178,000,000	186,900,000
1178	103091 00176	MINIBUS	DAIHATSU	TERIOS 1.5 TS A/T (F700 RG-GQRFJ XF)	2016	1.050	145,000,000	152,250,000
1179	103091 00176	MINIBUS	DAIHATSU	TERIOS 1.5 TS A/T (F700 RG-GQRFJ XF)	2015	1.050	125,000,000	131,250,000
1180	103091 00176	MINIBUS	DAIHATSU	TERIOS 1.5 TS A/T (F700 RG-GQRFJ XF)	2014	1.050	119,000,000	124,950,000
1181	103091 00176	MINIBUS	DAIHATSU	TERIOS 1.5 TS A/T (F700 RG-GQRFJ XF)	2013	1.050	113,000,000	118,650,000
1182	103091 00176	MINIBUS	DAIHATSU	TERIOS 1.5 TS A/T (F700 RG-GQRFJ XF)	2012	1.050	107,000,000	112,350,000
1183	103091 00176	MINIBUS	DAIHATSU	TERIOS 1.5 TS A/T (F700 RG-GQRFJ XF)	2011	1.050	102,000,000	107,100,000
1184	103091 00176	MINIBUS	DAIHATSU	TERIOS 1.5 TS A/T (F700 RG-GQRFJ XF)	2010	1.050	97,000,000	101,850,000
1185	103091 00176	MINIBUS	DAIHATSU	TERIOS 1.5 TS A/T (F700 RG-GQRFJ XF)	2009	1.050	92,000,000	96,600,000
1186	103091 00177	MINIBUS	DAIHATSU	TERIOS 1.5 X A/T (F800RG-GQDFJ)	2019	1.050	169,000,000	177,450,000
1187	103091 00177	MINIBUS	DAIHATSU	TERIOS 1.5 X A/T (F800RG-GQDFJ)	2018	1.050	161,000,000	169,050,000
1188	103091 00178	MINIBUS	DAIHATSU	TERIOS 1.5 X F700RG-GMRFJ (4X2) M/T	2017	1.050	139,000,000	145,950,000
1189	103091 00178	MINIBUS	DAIHATSU	TERIOS 1.5 X F700RG-GMRFJ (4X2) M/T	2016	1.050	130,000,000	136,500,000
1190	103091 00179	MINIBUS	DAIHATSU	TERIOS 1.5 X F700RG-GQRFJ (4X2) A/T	2017	1.050	153,000,000	160,650,000
1191	103091 00179	MINIBUS	DAIHATSU	TERIOS 1.5 X F700RG-GQRFJ (4X2) A/T	2016	1.050	140,000,000	147,000,000
1192	103091 00180	MINIBUS	DAIHATSU	TERIOS 1.5 X M/T (F800RG-GMDFJ)	2019	1.050	161,000,000	169,050,000
1193	103091 00180	MINIBUS	DAIHATSU	TERIOS 1.5 X M/T (F800RG-GMDFJ)	2018	1.050	153,000,000	160,650,000
1194	103091 00181	MINIBUS	DAIHATSU	TERIOS F700RG TS	2016	1.050	134,000,000	140,700,000
1195	103091 00181	MINIBUS	DAIHATSU	TERIOS F700RG TS	2015	1.050	121,000,000	127,050,000
1196	103091 00181	MINIBUS	DAIHATSU	TERIOS F700RG TS	2014	1.050	115,000,000	120,750,000
1197	103091 00181	MINIBUS	DAIHATSU	TERIOS F700RG TS	2013	1.050	109,000,000	114,450,000
1198	103091 00181	MINIBUS	DAIHATSU	TERIOS F700RG TS	2012	1.050	104,000,000	109,200,000
1199	103091 00181	MINIBUS	DAIHATSU	TERIOS F700RG TS	2011	1.050	99,000,000	103,950,000
1200	103091 00181	MINIBUS	DAIHATSU	TERIOS F700RG TS	2010	1.050	94,000,000	98,700,000
1201	103091 00181	MINIBUS	DAIHATSU	TERIOS F700RG TS	2009	1.050	89,000,000	93,450,000
1202	103091 00181	MINIBUS	DAIHATSU	TERIOS F700RG TS	2008	1.050	85,000,000	89,250,000
1203	103091 00181	MINIBUS	DAIHATSU	TERIOS F700RG TS	2007	1.050	81,000,000	85,050,000
1204	103091 00181	MINIBUS	DAIHATSU	TERIOS F700RG TS	2006	1.050	77,000,000	80,850,000
1205	103091 00182	MINIBUS	DAIHATSU	TERIOS F700RG TX AT	2016	1.050	164,000,000	172,200,000
1206	103091 00182	MINIBUS	DAIHATSU	TERIOS F700RG TX AT	2015	1.050	143,000,000	150,150,000
1207	103091 00182	MINIBUS	DAIHATSU	TERIOS F700RG TX AT	2014	1.050	136,000,000	142,800,000
1208	103091 00182	MINIBUS	DAIHATSU	TERIOS F700RG TX AT	2013	1.050	129,000,000	135,450,000
1209	103091 00182	MINIBUS	DAIHATSU	TERIOS F700RG TX AT	2012	1.050	123,000,000	129,150,000
1210	103091 00182	MINIBUS	DAIHATSU	TERIOS F700RG TX AT	2011	1.050	117,000,000	122,850,000
1211	103091 00182	MINIBUS	DAIHATSU	TERIOS F700RG TX AT	2010	1.050	111,000,000	116,550,000
1212	103091 00182	MINIBUS	DAIHATSU	TERIOS F700RG TX AT	2009	1.050	105,000,000	110,250,000
1213	103091 00182	MINIBUS	DAIHATSU	TERIOS F700RG TX AT	2008	1.050	100,000,000	105,000,000
1214	103091 00182	MINIBUS	DAIHATSU	TERIOS F700RG TX AT	2007	1.050	95,000,000	99,750,000
1215	103091 00182	MINIBUS	DAIHATSU	TERIOS F700RG TX AT	2006	1.050	90,000,000	94,500,000
1216	103091 00183	MINIBUS	DAIHATSU	TERIOS F700RG TX MT	2016	1.050	155,000,000	162,750,000
1217	103091 00183	MINIBUS	DAIHATSU	TERIOS F700RG TX MT	2015	1.050	135,000,000	141,750,000
1218	103091 00183	MINIBUS	DAIHATSU	TERIOS F700RG TX MT	2014	1.050	128,000,000	134,400,000
1219	103091 00183	MINIBUS	DAIHATSU	TERIOS F700RG TX MT	2013	1.050	122,000,000	128,100,000
1220	103091 00183	MINIBUS	DAIHATSU	TERIOS F700RG TX MT	2012	1.050	116,000,000	121,800,000
1221	103091 00183	MINIBUS	DAIHATSU	TERIOS F700RG TX MT	2011	1.050	110,000,000	115,500,000
1222	103091 00183	MINIBUS	DAIHATSU	TERIOS F700RG TX MT	2010	1.050	105,000,000	110,250,000
1223	103091 00183	MINIBUS	DAIHATSU	TERIOS F700RG TX MT	2009	1.050	100,000,000	105,000,000
1224	103091 00183	MINIBUS	DAIHATSU	TERIOS F700RG TX MT	2008	1.050	95,000,000	99,750,000
1225	103091 00183	MINIBUS	DAIHATSU	TERIOS F700RG TX MT	2007	1.050	90,000,000	94,500,000
1226	103091 00183	MINIBUS	DAIHATSU	TERIOS F700RG TX MT	2006	1.050	86,000,000	90,300,000
1227	103091 00184	MINIBUS	DAIHATSU	V 82-RH 68 / 2768 CC	1991	1.050	29,000,000	30,450,000
1228	103091 00185	MINIBUS	DAIHATSU	V 83 RT / 1000 CC	1984	1.050	13,000,000	13,650,000
1229	103091 00186	MINIBUS	DAIHATSU	XENIA 1.0 D M/T F650RV-GMRFJ	2016	1.050	111,000,000	116,550,000
1230	103091 00186	MINIBUS	DAIHATSU	XENIA 1.0 D M/T F650RV-GMRFJ	2015	1.050	102,000,000	107,100,000
1231	103091 00187	MINIBUS	DAIHATSU	XENIA 1.0 M M/T F650RV-GMDFJ	2016	1.050	114,000,000	119,700,000
1232	103091 00187	MINIBUS	DAIHATSU	XENIA 1.0 M M/T F650RV-GMDFJ	2015	1.050	104,000,000	109,200,000
1233	103091 00188	MINIBUS	DAIHATSU	XENIA 1.0 STD	2005	1.050	51,000,000	53,550,000
1234	103091 00189	MINIBUS	DAIHATSU	XENIA 1.0 STD PLUS	2005	1.050	58,000,000	60,900,000
1235	103091 00190	MINIBUS	DAIHATSU	XENIA 1.3 R A/T F653RV-GQDFJ	2019	1.050	154,000,000	161,700,000
1236	103091 00190	MINIBUS	DAIHATSU	XENIA 1.3 R A/T F653RV-GQDFJ	2018	1.050	147,000,000	154,350,000
1237	103091 00190	MINIBUS	DAIHATSU	XENIA 1.3 R A/T F653RV-GQDFJ	2017	1.050	140,000,000	147,000,000
1238	103091 00190	MINIBUS	DAIHATSU	XENIA 1.3 R A/T F653RV-GQDFJ	2016	1.050	133,000,000	139,650,000
1239	103091 00190	MINIBUS	DAIHATSU	XENIA 1.3 R A/T F653RV-GQDFJ	2015	1.050	127,000,000	133,350,000
1240	103091 00191	MINIBUS	DAIHATSU	XENIA 1.3 R M/T F653RV-GMDFJ	2019	1.050	145,000,000	152,250,000
1241	103091 00191	MINIBUS	DAIHATSU	XENIA 1.3 R M/T F653RV-GMDFJ	2018	1.050	138,000,000	144,900,000
1242	103091 00191	MINIBUS	DAIHATSU	XENIA 1.3 R M/T F653RV-GMDFJ	2017	1.050	132,000,000	138,600,000
1243	103091 00191	MINIBUS	DAIHATSU	XENIA 1.3 R M/T F653RV-GMDFJ	2016	1.050	126,000,000	132,300,000
1244	103091 00191	MINIBUS	DAIHATSU	XENIA 1.3 R M/T F653RV-GMDFJ	2015	1.050	120,000,000	126,000,000
1245	103091 00192	MINIBUS	DAIHATSU	XENIA 1.3 X A/T F653RV-GQRFJ	2019	1.050	150,000,000	157,500,000
1246	103091 00192	MINIBUS	DAIHATSU	XENIA 1.3 X A/T F653RV-GQRFJ	2018	1.050	143,000,000	150,150,000
1247	103091 00192	MINIBUS	DAIHATSU	XENIA 1.3 X A/T F653RV-GQRFJ	2017	1.050	136,000,000	142,800,000
1248	103091 00192	MINIBUS	DAIHATSU	XENIA 1.3 X A/T F653RV-GQRFJ	2016	1.050	130,000,000	136,500,000
1249	103091 00192	MINIBUS	DAIHATSU	XENIA 1.3 X A/T F653RV-GQRFJ	2015	1.050	124,000,000	130,200,000
1250	103091 00193	MINIBUS	DAIHATSU	XENIA 1.3 X M/T F653RV-GMRFJ	2019	1.050	142,000,000	149,100,000
1251	103091 00193	MINIBUS	DAIHATSU	XENIA 1.3 X M/T F653RV-GMRFJ	2018	1.050	135,000,000	141,750,000
1252	103091 00193	MINIBUS	DAIHATSU	XENIA 1.3 X M/T F653RV-GMRFJ	2017	1.050	129,000,000	135,450,000
1253	103091 00193	MINIBUS	DAIHATSU	XENIA 1.3 X M/T F653RV-GMRFJ	2016	1.050	123,000,000	129,150,000
1254	103091 00193	MINIBUS	DAIHATSU	XENIA 1.3 X M/T F653RV-GMRFJ	2015	1.050	117,000,000	122,850,000
1255	103091 00288	MINIBUS	DAIHATSU	XENIA 1.5 R A/T (F654RV-GQDFJ)	2019	1.050	167,000,000	175,350,000
1256	103091 00289	MINIBUS	DAIHATSU	XENIA 1.5 R M/T (F654RV-GMDFJ)	2019	1.050	158,000,000	165,900,000

NO	KODING	JENIS	MEREK	TIPE	TH BUAT	BOBOT	NJKB	DP PKB
1	2	3	4	5	6	7	8	9
1257	103091 00194	MINIBUS	DAIHATSU	YB 25 / 1812 CC	1997	1.050	25,000,000	26,250,000
1258	103096 00030	MINIBUS	DATSUN	CROSS 1.2 (4X2) M/T	2018	1.050	115,000,000	120,750,000
1259	103096 00031	MINIBUS	DATSUN	CROSS 1.2 CVT (4X2) A/T	2018	1.050	125,000,000	131,250,000
1260	103096 00032	MINIBUS	DATSUN	EX PICK UP DATSUN 1000cc	1981	1.050	13,000,000	13,650,000
1261	103096 00032	MINIBUS	DATSUN	EX PICK UP DATSUN 1000cc	1980	1.050	8,000,000	8,400,000
1262	103096 00033	MINIBUS	DATSUN	EX PICK UP DATSUN 1200cc	1981	1.050	13,000,000	13,650,000
1263	103096 00033	MINIBUS	DATSUN	EX PICK UP DATSUN 1200cc	1980	1.050	8,000,000	8,400,000
1264	103096 00034	MINIBUS	DATSUN	EX PICK UP DATSUN 1300cc	1981	1.050	13,000,000	13,650,000
1265	103096 00034	MINIBUS	DATSUN	EX PICK UP DATSUN 1300cc	1980	1.050	8,000,000	8,400,000
1266	103096 00035	MINIBUS	DATSUN	EX PICK UP DATSUN 1500cc	1981	1.050	13,000,000	13,650,000
1267	103096 00035	MINIBUS	DATSUN	EX PICK UP DATSUN 1500cc	1980	1.050	8,000,000	8,400,000
1268	103096 00036	MINIBUS	DATSUN	EX PICK UP DATSUN 1600cc	1981	1.050	13,000,000	13,650,000
1269	103096 00036	MINIBUS	DATSUN	EX PICK UP DATSUN 1600cc	1980	1.050	8,000,000	8,400,000
1270	103096 00056	MINIBUS	DATSUN	GN 620 U (1500cc)	1981	1.050	13,000,000	13,650,000
1271	103096 00056	MINIBUS	DATSUN	GN 620 U (1500cc)	1980	1.050	8,000,000	8,400,000
1272	103096 00046	MINIBUS	DATSUN	GO+ A 1.2 CVT (4X2) A/T	2018	1.050	98,000,000	102,900,000
1273	103096 00047	MINIBUS	DATSUN	GO+ D 1.2 CVT (4X2) A/T	2018	1.050	91,000,000	95,550,000
1274	103096 00072	MINIBUS	DATSUN	GO+PANCA A 1.2 CVT (4X2) A/T	2019	1.050	106,000,000	111,300,000
1275	103096 00049	MINIBUS	DATSUN	GO+PANCA A 1.2 M/T	2019	1.050	94,000,000	98,700,000
1276	103096 00049	MINIBUS	DATSUN	GO+PANCA A 1.2 M/T	2018	1.050	90,000,000	94,500,000
1277	103096 00050	MINIBUS	DATSUN	GO+PANCA A M/T	2015	1.050	84,000,000	88,200,000
1278	103096 00050	MINIBUS	DATSUN	GO+PANCA A M/T	2014	1.050	80,000,000	84,000,000
1279	103096 00051	MINIBUS	DATSUN	GO+PANCA D 1.2 M/T	2019	1.050	88,000,000	92,400,000
1280	103096 00051	MINIBUS	DATSUN	GO+PANCA D 1.2 M/T	2018	1.050	84,000,000	88,200,000
1281	103096 00052	MINIBUS	DATSUN	GO+PANCA D M/T	2015	1.050	77,000,000	80,850,000
1282	103096 00052	MINIBUS	DATSUN	GO+PANCA D M/T	2014	1.050	73,000,000	76,650,000
1283	103096 00073	MINIBUS	DATSUN	GO+PANCA T 1.2 CVT (4X2) A/T	2019	1.050	113,000,000	118,650,000
1284	103096 00053	MINIBUS	DATSUN	GO+PANCA T 1.2 M/T	2019	1.050	101,000,000	106,050,000
1285	103096 00053	MINIBUS	DATSUN	GO+PANCA T 1.2 M/T	2018	1.050	96,000,000	100,800,000
1286	103096 00053	MINIBUS	DATSUN	GO+PANCA T 1.2 M/T	2017	1.050	92,000,000	96,600,000
1287	103096 00053	MINIBUS	DATSUN	GO+PANCA T 1.2 M/T	2016	1.050	88,000,000	92,400,000
1288	103096 00053	MINIBUS	DATSUN	GO+PANCA T 1.2 M/T	2015	1.050	84,000,000	88,200,000
1289	103096 00053	MINIBUS	DATSUN	GO+PANCA T 1.2 M/T	2014	1.050	80,000,000	84,000,000
1290	103096 00054	MINIBUS	DATSUN	GO+PANCA T M/T	2015	1.050	90,000,000	94,500,000
1291	103096 00054	MINIBUS	DATSUN	GO+PANCA T M/T	2014	1.050	86,000,000	90,300,000
1292	103096 00048	MINIBUS	DATSUN	GO+ T 1.2 CVT (4X2) A/T	2018	1.050	103,000,000	108,150,000
1293	103096 00037	MINIBUS	DATSUN	GO A 1.2 CVT (4X2) A/T	2018	1.050	90,000,000	94,500,000
1294	103096 00038	MINIBUS	DATSUN	GO D 1.2 CVT (4X2) A/T	2018	1.050	78,000,000	81,900,000
1295	103096 00068	MINIBUS	DATSUN	GO PANCA A 1.2 CVT (4X2) A/T	2019	1.050	99,000,000	103,950,000
1296	103096 00039	MINIBUS	DATSUN	GO PANCA A 1.2 M/T	2019	1.050	87,000,000	91,350,000
1297	103096 00039	MINIBUS	DATSUN	GO PANCA A 1.2 M/T	2018	1.050	83,000,000	87,150,000
1298	103096 00039	MINIBUS	DATSUN	GO PANCA A 1.2 M/T	2017	1.050	79,000,000	82,950,000
1299	103096 00039	MINIBUS	DATSUN	GO PANCA A 1.2 M/T	2016	1.050	76,000,000	79,800,000
1300	103096 00039	MINIBUS	DATSUN	GO PANCA A 1.2 M/T	2015	1.050	73,000,000	76,650,000
1301	103096 00039	MINIBUS	DATSUN	GO PANCA A 1.2 M/T	2014	1.050	70,000,000	73,500,000
1302	103096 00040	MINIBUS	DATSUN	GO PANCA A OPTION 1.2 M/T	2015	1.050	73,000,000	76,650,000
1303	103096 00041	MINIBUS	DATSUN	GO PANCA D 1.2 M/T	2019	1.050	80,000,000	84,000,000
1304	103096 00041	MINIBUS	DATSUN	GO PANCA D 1.2 M/T	2018	1.050	76,000,000	79,800,000
1305	103096 00041	MINIBUS	DATSUN	GO PANCA D 1.2 M/T	2017	1.050	73,000,000	76,650,000
1306	103096 00041	MINIBUS	DATSUN	GO PANCA D 1.2 M/T	2016	1.050	70,000,000	73,500,000
1307	103096 00041	MINIBUS	DATSUN	GO PANCA D 1.2 M/T	2015	1.050	67,000,000	70,350,000
1308	103096 00041	MINIBUS	DATSUN	GO PANCA D 1.2 M/T	2014	1.050	64,000,000	67,200,000
1309	103096 00069	MINIBUS	DATSUN	GO PANCA T 1.2 CVT (4X2) A/T	2019	1.050	108,000,000	113,400,000
1310	103096 00070	MINIBUS	DATSUN	GO PANCA T 1.2 LIVE (4X2) M/T	2019	1.050	105,000,000	110,250,000
1311	103096 00071	MINIBUS	DATSUN	GO PANCA T 1.2 LIVE CVT (4X2) A/T	2019	1.050	117,000,000	122,850,000
1312	103096 00042	MINIBUS	DATSUN	GO PANCA T 1.2 M/T	2019	1.050	96,000,000	100,800,000
1313	103096 00042	MINIBUS	DATSUN	GO PANCA T 1.2 M/T	2018	1.050	92,000,000	96,600,000
1314	103096 00042	MINIBUS	DATSUN	GO PANCA T 1.2 M/T	2017	1.050	88,000,000	92,400,000
1315	103096 00042	MINIBUS	DATSUN	GO PANCA T 1.2 M/T	2016	1.050	84,000,000	88,200,000
1316	103096 00042	MINIBUS	DATSUN	GO PANCA T 1.2 M/T	2015	1.050	80,000,000	84,000,000
1317	103096 00042	MINIBUS	DATSUN	GO PANCA T 1.2 M/T	2014	1.050	76,000,000	79,800,000
1318	103096 00043	MINIBUS	DATSUN	GO PANCA T AKTIF 1.2 M/T	2015	1.050	79,000,000	82,950,000
1319	103096 00044	MINIBUS	DATSUN	GO PANCA T OPTION 1.2 M/T	2015	1.050	89,000,000	93,450,000
1320	103096 00045	MINIBUS	DATSUN	GO T 1.2 CVT (4X2) A/T	2018	1.050	101,000,000	106,050,000
1321	103096 00055	MINIBUS	DATSUN	SENA (BOX PENUMPANG) JPS 20 S	1991	1.050	15,000,000	15,750,000
1322	103096 00055	MINIBUS	DATSUN	SENA (BOX PENUMPANG) JPS 20 S	1990	1.050	14,000,000	14,700,000
1323	103096 00055	MINIBUS	DATSUN	SENA (BOX PENUMPANG) JPS 20 S	1989	1.050	13,500,000	14,175,000
1324	103096 00055	MINIBUS	DATSUN	SENA (BOX PENUMPANG) JPS 20 S	1988	1.050	13,000,000	13,650,000
1325	103096 00055	MINIBUS	DATSUN	SENA (BOX PENUMPANG) JPS 20 S	1987	1.050	12,500,000	13,125,000
1326	103096 00055	MINIBUS	DATSUN	SENA (BOX PENUMPANG) JPS 20 S	1986	1.050	12,000,000	12,600,000
1327	103096 00055	MINIBUS	DATSUN	SENA (BOX PENUMPANG) JPS 20 S	1985	1.050	11,500,000	12,075,000
1328	103096 00055	MINIBUS	DATSUN	SENA (BOX PENUMPANG) JPS 20 S	1984	1.050	11,000,000	11,550,000
1329	103096 00055	MINIBUS	DATSUN	SENA (BOX PENUMPANG) JPS 20 S	1983	1.050	10,000,000	10,500,000
1330	103096 00055	MINIBUS	DATSUN	SENA (BOX PENUMPANG) JPS 20 S	1982	1.050	9,000,000	9,450,000
1331	103096 00055	MINIBUS	DATSUN	SENA (BOX PENUMPANG) JPS 20 S	1981	1.050	9,000,000	9,450,000
1332	103096 00055	MINIBUS	DATSUN	SENA (BOX PENUMPANG) JPS 20 S	1980	1.050	7,000,000	7,350,000
1333	103103 00007	MINIBUS	DODGE	JOURNEY SXT PLATINUM 2.4 AT	2015	1.050	344,000,000	361,200,000
1334	103103 00007	MINIBUS	DODGE	JOURNEY SXT PLATINUM 2.4 AT	2014	1.050	328,000,000	344,400,000
1335	103103 00007	MINIBUS	DODGE	JOURNEY SXT PLATINUM 2.4 AT	2013	1.050	312,000,000	327,600,000
1336	103111 00001	MINIBUS	FARGO	H 225 (3596cc)	1980	1.050	9,000,000	9,450,000
1337	103116 00049	MINIBUS	FIAT	500 1.4L AT	2010	1.050	349,000,000	366,450,000
1338	103116 00050	MINIBUS	FIAT	500 ABARTH 1.4 MT	2010	1.050	336,000,000	352,800,000
1339	103116 00051	MINIBUS	FIAT	500 C 1.4L	2018	1.050	215,000,000	225,750,000
1340	103116 00052	MINIBUS	FIAT	500 S 1.4 A/T	2013	1.050	403,000,000	423,150,000
1341	103116 00053	MINIBUS	FIAT	ABARTH 500 1.4 MT	2010	1.050	336,000,000	352,800,000
1342	103116 00054	MINIBUS	FIAT	ABARTH ESSEESSE MT	2011	1.050	416,000,000	436,800,000
1343	103118 00117	MINIBUS	FORD	ESCAPE 2.3L AT	2008	1.050	179,000,000	187,950,000
1344	103118 00117	MINIBUS	FORD	ESCAPE 2.3L AT	2007	1.050	171,000,000	179,550,000
1345	103118 00117	MINIBUS	FORD	ESCAPE 2.3L AT	2006	1.050	157,000,000	164,850,000
1346	103118 00117	MINIBUS	FORD	ESCAPE 2.3L AT	2005	1.050	147,000,000	154,350,000

NO	KODING	JENIS	MERЕК	TIPE	TH BUAT	BOBOT	NJKB	DP PKB
1	2	3	4	5	6	7	8	9
1347	103118 00117	MINIBUS	FORD	ESCAPE 2.3L AT	2004	1.050	129,000,000	135,450,000
1348	103118 00116	MINIBUS	FORD	ESCAPE 2.3L A/T-LIMITED	2015	1.050	293,000,000	307,650,000
1349	103118 00116	MINIBUS	FORD	ESCAPE 2.3L A/T-LIMITED	2014	1.050	279,000,000	292,950,000
1350	103118 00116	MINIBUS	FORD	ESCAPE 2.3L A/T-LIMITED	2013	1.050	265,000,000	278,250,000
1351	103118 00116	MINIBUS	FORD	ESCAPE 2.3L A/T-LIMITED	2012	1.050	255,000,000	267,750,000
1352	103118 00116	MINIBUS	FORD	ESCAPE 2.3L A/T-LIMITED	2011	1.050	243,000,000	255,150,000
1353	103118 00116	MINIBUS	FORD	ESCAPE 2.3L A/T-LIMITED	2010	1.050	225,000,000	236,250,000
1354	103118 00116	MINIBUS	FORD	ESCAPE 2.3L A/T-LIMITED	2009	1.050	222,000,000	233,100,000
1355	103118 00116	MINIBUS	FORD	ESCAPE 2.3L A/T-LIMITED	2008	1.050	199,000,000	208,950,000
1356	103118 00116	MINIBUS	FORD	ESCAPE 2.3L A/T-LIMITED	2007	1.050	193,000,000	202,650,000
1357	103118 00114	MINIBUS	FORD	ESCAPE 2.3L A/T XLS	2010	1.050	231,000,000	242,550,000
1358	103118 00114	MINIBUS	FORD	ESCAPE 2.3L A/T XLS	2009	1.050	196,000,000	205,800,000
1359	103118 00114	MINIBUS	FORD	ESCAPE 2.3L A/T XLS	2008	1.050	175,000,000	183,750,000
1360	103118 00114	MINIBUS	FORD	ESCAPE 2.3L A/T XLS	2007	1.050	166,000,000	174,300,000
1361	103118 00115	MINIBUS	FORD	ESCAPE 2.3L A/T XLT	2015	1.050	267,000,000	280,350,000
1362	103118 00115	MINIBUS	FORD	ESCAPE 2.3L A/T XLT	2014	1.050	255,000,000	267,750,000
1363	103118 00115	MINIBUS	FORD	ESCAPE 2.3L A/T XLT	2013	1.050	241,000,000	253,050,000
1364	103118 00115	MINIBUS	FORD	ESCAPE 2.3L A/T XLT	2012	1.050	239,000,000	250,950,000
1365	103118 00115	MINIBUS	FORD	ESCAPE 2.3L A/T XLT	2011	1.050	225,000,000	236,250,000
1366	103118 00115	MINIBUS	FORD	ESCAPE 2.3L A/T XLT	2010	1.050	210,000,000	220,500,000
1367	103118 00115	MINIBUS	FORD	ESCAPE 2.3L A/T XLT	2009	1.050	210,000,000	220,500,000
1368	103118 00115	MINIBUS	FORD	ESCAPE 2.3L A/T XLT	2008	1.050	185,000,000	194,250,000
1369	103118 00115	MINIBUS	FORD	ESCAPE 2.3L A/T XLT	2007	1.050	180,000,000	189,000,000
1370	103118 00118	MINIBUS	FORD	EVEREST 2.2L TITANIUM (4X2) AT-PLUS	2016	1.050	496,000,000	520,800,000
1371	103118 00118	MINIBUS	FORD	EVEREST 2.2L TITANIUM (4X2) AT-PLUS	2015	1.050	471,000,000	494,550,000
1372	103118 00119	MINIBUS	FORD	EVEREST 2.2L TREND (4X2) AT	2016	1.050	438,000,000	459,900,000
1373	103118 00119	MINIBUS	FORD	EVEREST 2.2L TREND (4X2) AT	2015	1.050	416,000,000	436,800,000
1374	103118 00120	MINIBUS	FORD	EVEREST 2.5L 10-S M/T	2015	1.050	351,000,000	368,550,000
1375	103118 00120	MINIBUS	FORD	EVEREST 2.5L 10-S M/T	2014	1.050	335,000,000	351,750,000
1376	103118 00120	MINIBUS	FORD	EVEREST 2.5L 10-S M/T	2013	1.050	334,000,000	350,700,000
1377	103118 00120	MINIBUS	FORD	EVEREST 2.5L 10-S M/T	2012	1.050	317,000,000	332,850,000
1378	103118 00120	MINIBUS	FORD	EVEREST 2.5L 10-S M/T	2011	1.050	315,000,000	330,750,000
1379	103118 00120	MINIBUS	FORD	EVEREST 2.5L 10-S M/T	2010	1.050	295,000,000	309,750,000
1380	103118 00120	MINIBUS	FORD	EVEREST 2.5L 10-S M/T	2009	1.050	252,000,000	264,600,000
1381	103118 00120	MINIBUS	FORD	EVEREST 2.5L 10-S M/T	2008	1.050	225,000,000	236,250,000
1382	103118 00120	MINIBUS	FORD	EVEREST 2.5L 10-S M/T	2007	1.050	201,000,000	211,050,000
1383	103118 00121	MINIBUS	FORD	EVEREST 2.5L LIMITED 4X2 AT	2015	1.050	317,000,000	332,850,000
1384	103118 00121	MINIBUS	FORD	EVEREST 2.5L LIMITED 4X2 AT	2014	1.050	301,000,000	316,050,000
1385	103118 00121	MINIBUS	FORD	EVEREST 2.5L LIMITED 4X2 AT	2013	1.050	286,000,000	300,300,000
1386	103118 00121	MINIBUS	FORD	EVEREST 2.5L LIMITED 4X2 AT	2012	1.050	272,000,000	285,600,000
1387	103118 00122	MINIBUS	FORD	EVEREST 2.5L XLT 4x2 AT	2012	1.050	281,000,000	295,050,000
1388	103118 00122	MINIBUS	FORD	EVEREST 2.5L XLT 4x2 AT	2011	1.050	277,000,000	290,850,000
1389	103118 00122	MINIBUS	FORD	EVEREST 2.5L XLT 4x2 AT	2010	1.050	258,000,000	270,900,000
1390	103118 00122	MINIBUS	FORD	EVEREST 2.5L XLT 4x2 AT	2007	1.050	169,000,000	177,450,000
1391	103118 00122	MINIBUS	FORD	EVEREST 2.5L XLT 4x2 AT	2006	1.050	151,000,000	158,550,000
1392	103118 00122	MINIBUS	FORD	EVEREST 2.5L XLT 4x2 AT	2005	1.050	146,000,000	153,300,000
1393	103118 00122	MINIBUS	FORD	EVEREST 2.5L XLT 4x2 AT	2004	1.050	129,000,000	135,450,000
1394	103118 00123	MINIBUS	FORD	EVEREST 2.5L XLT 4x2 MT	2007	1.050	163,000,000	171,150,000
1395	103118 00123	MINIBUS	FORD	EVEREST 2.5L XLT 4x2 MT	2006	1.050	141,000,000	148,050,000
1396	103118 00123	MINIBUS	FORD	EVEREST 2.5L XLT 4x2 MT	2005	1.050	135,000,000	141,750,000
1397	103118 00123	MINIBUS	FORD	EVEREST 2.5L XLT 4x2 MT	2004	1.050	120,000,000	126,000,000
1398	103118 00124	MINIBUS	FORD	EVEREST 2.5L XLT 4x2 MT (CBU)	2008	1.050	241,000,000	253,050,000
1399	103118 00124	MINIBUS	FORD	EVEREST 2.5L XLT 4x2 MT (CBU)	2007	1.050	196,000,000	205,800,000
1400	103118 00124	MINIBUS	FORD	EVEREST 2.5L XLT 4x2 MT (CBU)	2006	1.050	186,000,000	195,300,000
1401	103118 00124	MINIBUS	FORD	EVEREST 2.5L XLT 4x2 MT (CBU)	2005	1.050	144,000,000	151,200,000
1402	103118 00124	MINIBUS	FORD	EVEREST 2.5L XLT 4x2 MT (CBU)	2004	1.050	134,000,000	140,700,000
1403	103118 00124	MINIBUS	FORD	EVEREST 2.5L XLT 4x2 MT (CBU)	2003	1.050	127,000,000	133,350,000
1404	103118 00125	MINIBUS	FORD	EVEREST 2.5L XLT 4x4 MT	2008	1.050	246,000,000	258,300,000
1405	103118 00125	MINIBUS	FORD	EVEREST 2.5L XLT 4x4 MT	2007	1.050	217,000,000	227,850,000
1406	103118 00125	MINIBUS	FORD	EVEREST 2.5L XLT 4x4 MT	2006	1.050	201,000,000	211,050,000
1407	103118 00125	MINIBUS	FORD	EVEREST 2.5L XLT 4x4 MT	2005	1.050	167,000,000	175,350,000
1408	103118 00125	MINIBUS	FORD	EVEREST 2.5L XLT 4x4 MT	2004	1.050	147,000,000	154,350,000
1409	103118 00125	MINIBUS	FORD	EVEREST 2.5L XLT 4x4 MT	2003	1.050	140,000,000	147,000,000
1410	103118 00126	MINIBUS	FORD	EVEREST 3.2L TITANIUM (4X4) AT-PLUS	2016	1.050	903,000,000	948,150,000
1411	103118 00127	MINIBUS	FORD	FIESTA 1.0L (4X2) AT - S	2016	1.050	214,000,000	224,700,000
1412	103118 00127	MINIBUS	FORD	FIESTA 1.0L (4X2) AT - S	2015	1.050	196,000,000	205,800,000
1413	103118 00127	MINIBUS	FORD	FIESTA 1.0L (4X2) AT - S	2014	1.050	187,000,000	196,350,000
1414	103118 00128	MINIBUS	FORD	FIESTA 1.0L (4X2) MT - S	2016	1.050	206,000,000	216,300,000
1415	103118 00128	MINIBUS	FORD	FIESTA 1.0L (4X2) MT - S	2015	1.050	188,000,000	197,400,000
1416	103118 00128	MINIBUS	FORD	FIESTA 1.0L (4X2) MT - S	2014	1.050	180,000,000	189,000,000
1417	103118 00129	MINIBUS	FORD	FIESTA 1.4L A/T - TREND	2013	1.050	149,000,000	156,450,000
1418	103118 00129	MINIBUS	FORD	FIESTA 1.4L A/T - TREND	2012	1.050	148,000,000	155,400,000
1419	103118 00129	MINIBUS	FORD	FIESTA 1.4L A/T - TREND	2011	1.050	144,000,000	151,200,000
1420	103118 00129	MINIBUS	FORD	FIESTA 1.4L A/T - TREND	2010	1.050	134,000,000	140,700,000
1421	103118 00130	MINIBUS	FORD	FIESTA 1.4L M/T - STYLE	2013	1.050	134,000,000	140,700,000
1422	103118 00130	MINIBUS	FORD	FIESTA 1.4L M/T - STYLE	2012	1.050	133,000,000	139,650,000
1423	103118 00130	MINIBUS	FORD	FIESTA 1.4L M/T - STYLE	2011	1.050	128,000,000	134,400,000
1424	103118 00130	MINIBUS	FORD	FIESTA 1.4L M/T - STYLE	2010	1.050	120,000,000	126,000,000
1425	103118 00131	MINIBUS	FORD	FIESTA 1.4L M/T - TREND	2013	1.050	142,000,000	149,100,000
1426	103118 00131	MINIBUS	FORD	FIESTA 1.4L M/T - TREND	2012	1.050	141,000,000	148,050,000
1427	103118 00131	MINIBUS	FORD	FIESTA 1.4L M/T - TREND	2011	1.050	136,000,000	142,800,000
1428	103118 00131	MINIBUS	FORD	FIESTA 1.4L M/T - TREND	2010	1.050	126,000,000	132,300,000
1429	103118 00135	MINIBUS	FORD	FIESTA 1.5L (4X2) AT - S	2016	1.050	207,000,000	217,350,000
1430	103118 00135	MINIBUS	FORD	FIESTA 1.5L (4X2) AT - S	2015	1.050	193,000,000	202,650,000
1431	103118 00135	MINIBUS	FORD	FIESTA 1.5L (4X2) AT - S	2014	1.050	183,000,000	192,150,000
1432	103118 00135	MINIBUS	FORD	FIESTA 1.5L (4X2) AT - S	2013	1.050	180,000,000	189,000,000
1433	103118 00132	MINIBUS	FORD	FIESTA 1.5L (4X2) AT -TREND	2016	1.050	190,000,000	199,500,000
1434	103118 00132	MINIBUS	FORD	FIESTA 1.5L (4X2) AT -TREND	2015	1.050	177,000,000	185,850,000
1435	103118 00132	MINIBUS	FORD	FIESTA 1.5L (4X2) AT -TREND	2014	1.050	168,000,000	176,400,000
1436	103118 00132	MINIBUS	FORD	FIESTA 1.5L (4X2) AT -TREND	2013	1.050	162,000,000	170,100,000

NO	KODING	JENIS	MERЕК	TIPE	TH BUAT	BOBOT	NJKB	DP PKB
1	2	3	4	5	6	7	8	9
1437	103118 00138	MINIBUS	FORD	FIESTA 1.5L (4X2) MT-S	2016	1.050	196,000,000	205,800,000
1438	103118 00138	MINIBUS	FORD	FIESTA 1.5L (4X2) MT-S	2015	1.050	185,000,000	194,250,000
1439	103118 00138	MINIBUS	FORD	FIESTA 1.5L (4X2) MT-S	2014	1.050	175,000,000	183,750,000
1440	103118 00138	MINIBUS	FORD	FIESTA 1.5L (4X2) MT-S	2013	1.050	173,000,000	181,650,000
1441	103118 00136	MINIBUS	FORD	FIESTA 1.5L (4X2) MT - STYLE	2016	1.050	169,000,000	177,450,000
1442	103118 00136	MINIBUS	FORD	FIESTA 1.5L (4X2) MT - STYLE	2015	1.050	157,000,000	164,850,000
1443	103118 00136	MINIBUS	FORD	FIESTA 1.5L (4X2) MT - STYLE	2014	1.050	148,000,000	155,400,000
1444	103118 00137	MINIBUS	FORD	FIESTA 1.5L (4X2) MT - TREND	2016	1.050	180,000,000	189,000,000
1445	103118 00137	MINIBUS	FORD	FIESTA 1.5L (4X2) MT - TREND	2015	1.050	167,000,000	175,350,000
1446	103118 00137	MINIBUS	FORD	FIESTA 1.5L (4X2) MT - TREND	2014	1.050	161,000,000	169,050,000
1447	103118 00137	MINIBUS	FORD	FIESTA 1.5L (4X2) MT - TREND	2013	1.050	153,000,000	160,650,000
1448	103118 00133	MINIBUS	FORD	FIESTA 1.5L AT -SPORTY	2014	1.050	189,000,000	198,450,000
1449	103118 00134	MINIBUS	FORD	FIESTA 1.5L MT -SPORTY	2014	1.050	182,000,000	191,100,000
1450	103118 00139	MINIBUS	FORD	FIESTA 1.6L A/T - S	2013	1.050	173,000,000	181,650,000
1451	103118 00139	MINIBUS	FORD	FIESTA 1.6L A/T - S	2012	1.050	170,000,000	178,500,000
1452	103118 00139	MINIBUS	FORD	FIESTA 1.6L A/T - S	2011	1.050	166,000,000	174,300,000
1453	103118 00139	MINIBUS	FORD	FIESTA 1.6L A/T - S	2010	1.050	154,000,000	161,700,000
1454	103118 00140	MINIBUS	FORD	FIESTA 1.6L A/T - S PLUS	2015	1.050	199,000,000	208,950,000
1455	103118 00140	MINIBUS	FORD	FIESTA 1.6L A/T - S PLUS	2014	1.050	189,000,000	198,450,000
1456	103118 00140	MINIBUS	FORD	FIESTA 1.6L A/T - S PLUS	2013	1.050	181,000,000	190,050,000
1457	103118 00141	MINIBUS	FORD	FIESTA 1.6L M/T - S	2013	1.050	170,000,000	178,500,000
1458	103118 00141	MINIBUS	FORD	FIESTA 1.6L M/T - S	2012	1.050	163,000,000	171,150,000
1459	103118 00142	MINIBUS	FORD	FOCUS 1.5L AT-S	2016	1.050	347,000,000	364,350,000
1460	103118 00143	MINIBUS	FORD	FOCUS 1.8S A/T	2012	1.050	188,000,000	197,400,000
1461	103118 00143	MINIBUS	FORD	FOCUS 1.8S A/T	2011	1.050	182,000,000	191,100,000
1462	103118 00143	MINIBUS	FORD	FOCUS 1.8S A/T	2010	1.050	172,000,000	180,600,000
1463	103118 00143	MINIBUS	FORD	FOCUS 1.8S A/T	2009	1.050	171,000,000	179,550,000
1464	103118 00143	MINIBUS	FORD	FOCUS 1.8S A/T	2008	1.050	162,000,000	170,100,000
1465	103118 00144	MINIBUS	FORD	FOCUS 2.0L AT-S	2015	1.050	288,000,000	302,400,000
1466	103118 00144	MINIBUS	FORD	FOCUS 2.0L AT-S	2014	1.050	283,000,000	297,150,000
1467	103118 00144	MINIBUS	FORD	FOCUS 2.0L AT-S	2013	1.050	269,000,000	282,450,000
1468	103118 00144	MINIBUS	FORD	FOCUS 2.0L AT-S	2012	1.050	241,000,000	253,050,000
1469	103118 00144	MINIBUS	FORD	FOCUS 2.0L AT-S	2011	1.050	240,000,000	252,000,000
1470	103118 00144	MINIBUS	FORD	FOCUS 2.0L AT-S	2010	1.050	219,000,000	229,950,000
1471	103118 00144	MINIBUS	FORD	FOCUS 2.0L AT-S	2009	1.050	201,000,000	211,050,000
1472	103118 00144	MINIBUS	FORD	FOCUS 2.0L AT-S	2008	1.050	180,000,000	189,000,000
1473	103118 00144	MINIBUS	FORD	FOCUS 2.0L AT-S	2007	1.050	166,000,000	174,300,000
1474	103118 00144	MINIBUS	FORD	FOCUS 2.0L AT-S	2006	1.050	152,000,000	159,600,000
1475	103118 00146	MINIBUS	FORD	FOCUS 2.0S AT	2009	1.050	196,000,000	205,800,000
1476	103118 00146	MINIBUS	FORD	FOCUS 2.0S AT	2008	1.050	175,000,000	183,750,000
1477	103118 00146	MINIBUS	FORD	FOCUS 2.0S AT	2007	1.050	165,000,000	173,250,000
1478	103118 00146	MINIBUS	FORD	FOCUS 2.0S AT	2006	1.050	152,000,000	159,600,000
1479	103118 00146	MINIBUS	FORD	FOCUS 2.0S AT	2005	1.050	142,000,000	149,100,000
1480	103118 00145	MINIBUS	FORD	FOCUS 2.0S A/T - DIESEL	2012	1.050	265,000,000	278,250,000
1481	103118 00145	MINIBUS	FORD	FOCUS 2.0S A/T - DIESEL	2011	1.050	258,000,000	270,900,000
1482	103118 00145	MINIBUS	FORD	FOCUS 2.0S A/T - DIESEL	2010	1.050	234,000,000	245,700,000
1483	103118 00145	MINIBUS	FORD	FOCUS 2.0S A/T - DIESEL	2009	1.050	199,000,000	208,950,000
1484	103118 00145	MINIBUS	FORD	FOCUS 2.0S A/T - DIESEL	2008	1.050	182,000,000	191,100,000
1485	103118 00147	MINIBUS	FORD	FOCUS TREND 1.6L A/T	2015	1.050	271,000,000	284,550,000
1486	103118 00147	MINIBUS	FORD	FOCUS TREND 1.6L A/T	2014	1.050	259,000,000	271,950,000
1487	103118 00147	MINIBUS	FORD	FOCUS TREND 1.6L A/T	2013	1.050	249,000,000	261,450,000
1488	103118 00147	MINIBUS	FORD	FOCUS TREND 1.6L A/T	2012	1.050	237,000,000	248,850,000
1489	103118 00148	MINIBUS	FORD	FORD ECOSPORT 1.5L (4X2) AT - TITANIUM	2016	1.050	214,000,000	224,700,000
1490	103118 00148	MINIBUS	FORD	FORD ECOSPORT 1.5L (4X2) AT - TITANIUM	2015	1.050	195,000,000	204,750,000
1491	103118 00148	MINIBUS	FORD	FORD ECOSPORT 1.5L (4X2) AT - TITANIUM	2014	1.050	185,000,000	194,250,000
1492	103118 00149	MINIBUS	FORD	FORD ECOSPORT 1.5L (4X2) AT - TREND	2016	1.050	195,000,000	204,750,000
1493	103118 00149	MINIBUS	FORD	FORD ECOSPORT 1.5L (4X2) AT - TREND	2015	1.050	177,000,000	185,850,000
1494	103118 00149	MINIBUS	FORD	FORD ECOSPORT 1.5L (4X2) AT - TREND	2014	1.050	171,000,000	179,550,000
1495	103118 00150	MINIBUS	FORD	FORD ECOSPORT 1.5L (4X2) MT - AMBIENTE	2016	1.050	172,000,000	180,600,000
1496	103118 00150	MINIBUS	FORD	FORD ECOSPORT 1.5L (4X2) MT - AMBIENTE	2015	1.050	155,000,000	162,750,000
1497	103118 00150	MINIBUS	FORD	FORD ECOSPORT 1.5L (4X2) MT - AMBIENTE	2014	1.050	149,000,000	156,450,000
1498	103118 00151	MINIBUS	FORD	FORD ECOSPORT 1.5L (4X2) MT - TITANIUM	2016	1.050	206,000,000	216,300,000
1499	103118 00151	MINIBUS	FORD	FORD ECOSPORT 1.5L (4X2) MT - TITANIUM	2015	1.050	187,000,000	196,350,000
1500	103118 00151	MINIBUS	FORD	FORD ECOSPORT 1.5L (4X2) MT - TITANIUM	2014	1.050	178,000,000	186,900,000
1501	103118 00151	MINIBUS	FORD	FORD ECOSPORT 1.5L (4X2) MT - TITANIUM	2013	1.050	168,000,000	176,400,000
1502	103118 00152	MINIBUS	FORD	FORD ECOSPORT 1.5L (4X2) MT - TREND	2016	1.050	187,000,000	196,350,000
1503	103118 00152	MINIBUS	FORD	FORD ECOSPORT 1.5L (4X2) MT - TREND	2015	1.050	169,000,000	177,450,000
1504	103118 00152	MINIBUS	FORD	FORD ECOSPORT 1.5L (4X2) MT - TREND	2014	1.050	163,000,000	171,150,000
1505	103118 00153	MINIBUS	FORD	GALAXI	1980	1.050	5,000,000	5,250,000
1506	103118 00154	MINIBUS	FORD	NEW EVEREST 2.5L XLT (4x2) A/T	2015	1.050	300,000,000	315,000,000
1507	103118 00154	MINIBUS	FORD	NEW EVEREST 2.5L XLT (4x2) A/T	2014	1.050	288,000,000	302,400,000
1508	103118 00154	MINIBUS	FORD	NEW EVEREST 2.5L XLT (4x2) A/T	2013	1.050	281,000,000	295,050,000
1509	103118 00154	MINIBUS	FORD	NEW EVEREST 2.5L XLT (4x2) A/T	2012	1.050	269,000,000	282,450,000
1510	103118 00154	MINIBUS	FORD	NEW EVEREST 2.5L XLT (4x2) A/T	2011	1.050	264,000,000	277,200,000
1511	103118 00154	MINIBUS	FORD	NEW EVEREST 2.5L XLT (4x2) A/T	2010	1.050	247,000,000	259,350,000
1512	103118 00154	MINIBUS	FORD	NEW EVEREST 2.5L XLT (4x2) A/T	2009	1.050	209,000,000	219,450,000
1513	103118 00154	MINIBUS	FORD	NEW EVEREST 2.5L XLT (4x2) A/T	2008	1.050	186,000,000	195,300,000
1514	103118 00155	MINIBUS	FORD	NEW EVEREST 2.5L XLT (4x2) M/T	2015	1.050	288,000,000	302,400,000
1515	103118 00155	MINIBUS	FORD	NEW EVEREST 2.5L XLT (4x2) M/T	2014	1.050	276,000,000	289,800,000
1516	103118 00155	MINIBUS	FORD	NEW EVEREST 2.5L XLT (4x2) M/T	2013	1.050	267,000,000	280,350,000
1517	103118 00155	MINIBUS	FORD	NEW EVEREST 2.5L XLT (4x2) M/T	2012	1.050	257,000,000	269,850,000
1518	103118 00155	MINIBUS	FORD	NEW EVEREST 2.5L XLT (4x2) M/T	2011	1.050	253,000,000	265,650,000
1519	103118 00155	MINIBUS	FORD	NEW EVEREST 2.5L XLT (4x2) M/T	2010	1.050	236,000,000	247,800,000
1520	103118 00155	MINIBUS	FORD	NEW EVEREST 2.5L XLT (4x2) M/T	2009	1.050	199,000,000	208,950,000
1521	103118 00155	MINIBUS	FORD	NEW EVEREST 2.5L XLT (4x2) M/T	2008	1.050	178,000,000	186,900,000
1522	103118 00155	MINIBUS	FORD	NEW EVEREST 2.5L XLT (4x2) M/T	2007	1.050	169,000,000	177,450,000
1523	103118 00156	MINIBUS	FORD	RANGER AMBULANCE (4x4) / 2900cc DIESEL	2003	1.050	93,000,000	97,650,000
1524	103118 00156	MINIBUS	FORD	RANGER AMBULANCE (4x4) / 2900cc DIESEL	2002	1.050	91,000,000	95,550,000
1525	103118 00157	MINIBUS	FORD	TRANSIT	1980	1.050	8,000,000	8,400,000
1526	103167 00178	MINIBUS	HONDA	AIRWAVE 1.5L AT	2006	1.050	154,000,000	161,700,000

NO	KODING	JENIS	MERЕК	TIPE	TH BUAT	BOBOT	NJKB	DP PKB
1	2	3	4	5	6	7	8	9
1527	103167 00178	MINIBUS	HONDA	AIRWAVE 1.5L AT	2005	1.050	134,000,000	140,700,000
1528	103167 00179	MINIBUS	HONDA	BRIO DD1 1.2 E AT CKD	2016	1.050	121,000,000	127,050,000
1529	103167 00179	MINIBUS	HONDA	BRIO DD1 1.2 E AT CKD	2015	1.050	117,000,000	122,850,000
1530	103167 00179	MINIBUS	HONDA	BRIO DD1 1.2 E AT CKD	2014	1.050	115,000,000	120,750,000
1531	103167 00179	MINIBUS	HONDA	BRIO DD1 1.2 E AT CKD	2013	1.050	109,000,000	114,450,000
1532	103167 00180	MINIBUS	HONDA	BRIO DD1 1.2 S AT CKD	2016	1.050	117,000,000	122,850,000
1533	103167 00180	MINIBUS	HONDA	BRIO DD1 1.2 S AT CKD	2015	1.050	113,000,000	118,650,000
1534	103167 00180	MINIBUS	HONDA	BRIO DD1 1.2 S AT CKD	2014	1.050	110,000,000	115,500,000
1535	103167 00180	MINIBUS	HONDA	BRIO DD1 1.2 S AT CKD	2013	1.050	108,000,000	113,400,000
1536	103167 00182	MINIBUS	HONDA	BRIO DD2 1.3 E A/T	2015	1.050	147,000,000	154,350,000
1537	103167 00182	MINIBUS	HONDA	BRIO DD2 1.3 E A/T	2014	1.050	140,000,000	147,000,000
1538	103167 00182	MINIBUS	HONDA	BRIO DD2 1.3 E A/T	2013	1.050	133,000,000	139,650,000
1539	103167 00182	MINIBUS	HONDA	BRIO DD2 1.3 E A/T	2012	1.050	123,000,000	129,150,000
1540	103167 00183	MINIBUS	HONDA	BRIO DD2 1.3 E M/T	2015	1.050	139,650,000	146,632,500
1541	103167 00183	MINIBUS	HONDA	BRIO DD2 1.3 E M/T	2014	1.050	133,000,000	139,650,000
1542	103167 00183	MINIBUS	HONDA	BRIO DD2 1.3 E M/T	2013	1.050	125,000,000	131,250,000
1543	103167 00183	MINIBUS	HONDA	BRIO DD2 1.3 E M/T	2012	1.050	116,000,000	121,800,000
1544	103167 00181	MINIBUS	HONDA	BRIO DD2 1.3 S A/T	2015	1.050	132,000,000	138,600,000
1545	103167 00181	MINIBUS	HONDA	BRIO DD2 1.3 S A/T	2014	1.050	126,000,000	132,300,000
1546	103167 00181	MINIBUS	HONDA	BRIO DD2 1.3 S A/T	2013	1.050	124,000,000	130,200,000
1547	103167 00181	MINIBUS	HONDA	BRIO DD2 1.3 S A/T	2012	1.050	116,000,000	121,800,000
1548	103167 00184	MINIBUS	HONDA	BRIO DD2 1.3 S MT	2015	1.050	124,000,000	130,200,000
1549	103167 00184	MINIBUS	HONDA	BRIO DD2 1.3 S MT	2014	1.050	124,950,000	129,950,000
1550	103167 00184	MINIBUS	HONDA	BRIO DD2 1.3 S MT	2013	1.050	117,000,000	122,850,000
1551	103167 00184	MINIBUS	HONDA	BRIO DD2 1.3 S MT	2012	1.050	108,000,000	113,400,000
1552	103167 00185	MINIBUS	HONDA	BRIO RS 1.2 CVT CKD	2019	1.050	148,000,000	155,400,000
1553	103167 00185	MINIBUS	HONDA	BRIO RS 1.2 CVT CKD	2018	1.050	141,000,000	148,050,000
1554	103167 00185	MINIBUS	HONDA	BRIO RS 1.2 CVT CKD	2017	1.050	134,000,000	140,700,000
1555	103167 00185	MINIBUS	HONDA	BRIO RS 1.2 CVT CKD	2016	1.050	128,000,000	134,400,000
1556	103167 00186	MINIBUS	HONDA	BRIO RS 1.2 MT CKD	2019	1.050	137,000,000	143,850,000
1557	103167 00186	MINIBUS	HONDA	BRIO RS 1.2 MT CKD	2018	1.050	131,000,000	137,550,000
1558	103167 00186	MINIBUS	HONDA	BRIO RS 1.2 MT CKD	2017	1.050	125,000,000	131,250,000
1559	103167 00186	MINIBUS	HONDA	BRIO RS 1.2 MT CKD	2016	1.050	119,000,000	124,950,000
1560	103167 00187	MINIBUS	HONDA	BRIO SATYA 1.2 E CVT CKD	2019	1.050	127,000,000	133,350,000
1561	103167 00187	MINIBUS	HONDA	BRIO SATYA 1.2 E CVT CKD	2018	1.050	121,000,000	127,050,000
1562	103167 00187	MINIBUS	HONDA	BRIO SATYA 1.2 E CVT CKD	2017	1.050	115,000,000	120,750,000
1563	103167 00187	MINIBUS	HONDA	BRIO SATYA 1.2 E CVT CKD	2016	1.050	110,000,000	115,500,000
1564	103167 00188	MINIBUS	HONDA	BRIO SATYA 1.2 E MT CKD	2019	1.050	115,000,000	120,750,000
1565	103167 00188	MINIBUS	HONDA	BRIO SATYA 1.2 E MT CKD	2018	1.050	110,000,000	115,500,000
1566	103167 00188	MINIBUS	HONDA	BRIO SATYA 1.2 E MT CKD	2017	1.050	105,000,000	110,250,000
1567	103167 00188	MINIBUS	HONDA	BRIO SATYA 1.2 E MT CKD	2016	1.050	100,000,000	105,000,000
1568	103167 00189	MINIBUS	HONDA	BRIO SATYA 1.2 S MT CKD	2019	1.050	108,000,000	113,400,000
1569	103167 00189	MINIBUS	HONDA	BRIO SATYA 1.2 S MT CKD	2018	1.050	103,000,000	108,150,000
1570	103167 00189	MINIBUS	HONDA	BRIO SATYA 1.2 S MT CKD	2017	1.050	98,000,000	102,900,000
1571	103167 00189	MINIBUS	HONDA	BRIO SATYA 1.2 S MT CKD	2016	1.050	94,000,000	98,700,000
1572	103167 00190	MINIBUS	HONDA	BRIO SATYA DD1 1.2 A MT CKD	2018	1.050	98,000,000	102,900,000
1573	103167 00190	MINIBUS	HONDA	BRIO SATYA DD1 1.2 A MT CKD	2017	1.050	98,000,000	102,900,000
1574	103167 00190	MINIBUS	HONDA	BRIO SATYA DD1 1.2 A MT CKD	2016	1.050	90,000,000	94,500,000
1575	103167 00190	MINIBUS	HONDA	BRIO SATYA DD1 1.2 A MT CKD	2015	1.050	87,000,000	91,350,000
1576	103167 00190	MINIBUS	HONDA	BRIO SATYA DD1 1.2 A MT CKD	2014	1.050	86,000,000	90,300,000
1577	103167 00190	MINIBUS	HONDA	BRIO SATYA DD1 1.2 A MT CKD	2013	1.050	82,000,000	86,100,000
1578	103167 00191	MINIBUS	HONDA	BRIO SATYA DD1 1.2 E MT CKD	2018	1.050	108,000,000	113,400,000
1579	103167 00191	MINIBUS	HONDA	BRIO SATYA DD1 1.2 E MT CKD	2017	1.050	103,000,000	108,150,000
1580	103167 00191	MINIBUS	HONDA	BRIO SATYA DD1 1.2 E MT CKD	2016	1.050	98,000,000	102,900,000
1581	103167 00191	MINIBUS	HONDA	BRIO SATYA DD1 1.2 E MT CKD	2015	1.050	95,000,000	99,750,000
1582	103167 00191	MINIBUS	HONDA	BRIO SATYA DD1 1.2 E MT CKD	2014	1.050	93,000,000	97,650,000
1583	103167 00191	MINIBUS	HONDA	BRIO SATYA DD1 1.2 E MT CKD	2013	1.050	88,000,000	92,400,000
1584	103167 00192	MINIBUS	HONDA	BRIO SATYA DD1 1.2 S MT CKD	2018	1.050	103,000,000	108,150,000
1585	103167 00192	MINIBUS	HONDA	BRIO SATYA DD1 1.2 S MT CKD	2017	1.050	99,000,000	103,950,000
1586	103167 00192	MINIBUS	HONDA	BRIO SATYA DD1 1.2 S MT CKD	2016	1.050	94,000,000	98,700,000
1587	103167 00192	MINIBUS	HONDA	BRIO SATYA DD1 1.2 S MT CKD	2015	1.050	91,000,000	95,550,000
1588	103167 00192	MINIBUS	HONDA	BRIO SATYA DD1 1.2 S MT CKD	2014	1.050	89,000,000	93,450,000
1589	103167 00192	MINIBUS	HONDA	BRIO SATYA DD1 1.2 S MT CKD	2013	1.050	85,000,000	89,250,000
1590	103167 00193	MINIBUS	HONDA	CIVIC 1.5TC E CVT	2019	1.050	349,000,000	366,450,000
1591	103167 00193	MINIBUS	HONDA	CIVIC 1.5TC E CVT	2018	1.050	332,000,000	348,600,000
1592	103167 00193	MINIBUS	HONDA	CIVIC 1.5TC E CVT	2017	1.050	316,000,000	331,800,000
1593	103167 00194	MINIBUS	HONDA	CIVIC 1.5TC S CVT	2019	1.050	319,000,000	334,950,000
1594	103167 00194	MINIBUS	HONDA	CIVIC 1.5TC S CVT	2018	1.050	304,000,000	319,200,000
1595	103167 00194	MINIBUS	HONDA	CIVIC 1.5TC S CVT	2017	1.050	289,000,000	303,450,000
1596	103167 00195	MINIBUS	HONDA	CIVIC 2.0TC TYPE-R MT	2019	1.050	794,000,000	833,700,000
1597	103167 00195	MINIBUS	HONDA	CIVIC 2.0TC TYPE-R MT	2018	1.050	755,000,000	792,750,000
1598	103167 00195	MINIBUS	HONDA	CIVIC 2.0TC TYPE-R MT	2017	1.050	718,000,000	753,900,000
1599	103167 00196	MINIBUS	HONDA	CR-Z 1.5 AT (HYBRID)	2011	1.050	377,000,000	395,850,000
1600	103167 00197	MINIBUS	HONDA	CR-Z F1 1.5 CVT	2019	1.050	418,000,000	438,900,000
1601	103167 00197	MINIBUS	HONDA	CR-Z F1 1.5 CVT	2018	1.050	398,000,000	417,900,000
1602	103167 00197	MINIBUS	HONDA	CR-Z F1 1.5 CVT	2017	1.050	379,000,000	397,950,000
1603	103167 00197	MINIBUS	HONDA	CR-Z F1 1.5 CVT	2016	1.050	361,000,000	379,050,000
1604	103167 00197	MINIBUS	HONDA	CR-Z F1 1.5 CVT	2015	1.050	343,000,000	360,150,000
1605	103167 00197	MINIBUS	HONDA	CR-Z F1 1.5 CVT	2014	1.050	326,000,000	342,300,000
1606	103167 00197	MINIBUS	HONDA	CR-Z F1 1.5 CVT	2013	1.050	310,000,000	325,500,000
1607	103167 00198	MINIBUS	HONDA	CR-Z F1 1.5 M/T	2017	1.050	394,000,000	413,700,000
1608	103167 00198	MINIBUS	HONDA	CR-Z F1 1.5 M/T	2016	1.050	374,000,000	392,700,000
1609	103167 00198	MINIBUS	HONDA	CR-Z F1 1.5 M/T	2015	1.050	355,000,000	372,750,000
1610	103167 00198	MINIBUS	HONDA	CR-Z F1 1.5 M/T	2014	1.050	337,000,000	353,850,000
1611	103167 00198	MINIBUS	HONDA	CR-Z F1 1.5 M/T	2013	1.050	320,000,000	336,000,000
1612	103167 00199	MINIBUS	HONDA	CR-Z F1 RZ 1.5 MT	2015	1.050	717,000,000	752,850,000
1613	103167 00199	MINIBUS	HONDA	CR-Z F1 RZ 1.5 MT	2014	1.050	683,000,000	717,150,000
1614	103167 00199	MINIBUS	HONDA	CR-Z F1 RZ 1.5 MT	2013	1.050	648,000,000	680,400,000
1615	103167 00200	MINIBUS	HONDA	EDIX 1.7 2WD AT	2005	1.050	199,000,000	208,950,000
1616	103167 00200	MINIBUS	HONDA	EDIX 1.7 2WD AT	2004	1.050	181,000,000	190,050,000

NO	KODING	JENIS	MERЕК	TIPE	TH BUAT	BOBOT	NJKB	DP PKB
1	2	3	4	5	6	7	8	9
1617	103167 00201	MINIBUS	HONDA	EDIX 1.7 AT	2005	1.050	199,000,000	208,950,000
1618	103167 00201	MINIBUS	HONDA	EDIX 1.7 AT	2004	1.050	181,000,000	190,050,000
1619	103167 00202	MINIBUS	HONDA	EDIX 2.0 2WD AT	2005	1.050	215,000,000	225,750,000
1620	103167 00202	MINIBUS	HONDA	EDIX 2.0 2WD AT	2004	1.050	194,000,000	203,700,000
1621	103167 00203	MINIBUS	HONDA	EDIX 2.0 AT	2005	1.050	215,000,000	225,750,000
1622	103167 00203	MINIBUS	HONDA	EDIX 2.0 AT	2004	1.050	194,000,000	203,700,000
1623	103167 00204	MINIBUS	HONDA	ELYSION 2.4 2WD AT	2006	1.050	300,000,000	315,000,000
1624	103167 00204	MINIBUS	HONDA	ELYSION 2.4 2WD AT	2005	1.050	287,000,000	301,350,000
1625	103167 00205	MINIBUS	HONDA	ELYSION 2.4 A/T	2007	1.050	311,000,000	326,550,000
1626	103167 00205	MINIBUS	HONDA	ELYSION 2.4 A/T	2006	1.050	300,000,000	315,000,000
1627	103167 00206	MINIBUS	HONDA	ELYSION 2.4L 2WD AUTOMATIC	2007	1.050	311,000,000	326,550,000
1628	103167 00206	MINIBUS	HONDA	ELYSION 2.4L 2WD AUTOMATIC	2006	1.050	300,000,000	315,000,000
1629	103167 00206	MINIBUS	HONDA	ELYSION 2.4L 2WD AUTOMATIC	2005	1.050	287,000,000	301,350,000
1630	103167 00206	MINIBUS	HONDA	ELYSION 2.4L 2WD AUTOMATIC	2004	1.050	270,000,000	283,500,000
1631	103167 00207	MINIBUS	HONDA	ELYSION 3.0 2WD AT	2006	1.050	362,000,000	380,100,000
1632	103167 00207	MINIBUS	HONDA	ELYSION 3.0 2WD AT	2005	1.050	344,000,000	361,200,000
1633	103167 00208	MINIBUS	HONDA	ELYSION 3.0 A/T	2008	1.050	411,000,000	431,550,000
1634	103167 00208	MINIBUS	HONDA	ELYSION 3.0 A/T	2007	1.050	384,000,000	403,200,000
1635	103167 00208	MINIBUS	HONDA	ELYSION 3.0 A/T	2006	1.050	347,000,000	364,350,000
1636	103167 00208	MINIBUS	HONDA	ELYSION 3.0 A/T	2005	1.050	319,000,000	334,950,000
1637	103167 00209	MINIBUS	HONDA	ELYSION 3.0L 2 WD AUTOMATIC	2008	1.050	411,000,000	431,550,000
1638	103167 00209	MINIBUS	HONDA	ELYSION 3.0L 2 WD AUTOMATIC	2007	1.050	384,000,000	403,200,000
1639	103167 00209	MINIBUS	HONDA	ELYSION 3.0L 2 WD AUTOMATIC	2006	1.050	347,000,000	364,350,000
1640	103167 00209	MINIBUS	HONDA	ELYSION 3.0L 2 WD AUTOMATIC	2005	1.050	330,000,000	346,500,000
1641	103167 00209	MINIBUS	HONDA	ELYSION 3.0L 2 WD AUTOMATIC	2004	1.050	310,000,000	325,500,000
1642	103167 00210	MINIBUS	HONDA	ELYSION 3.5 AT	2011	1.050	769,000,000	807,450,000
1643	103167 00211	MINIBUS	HONDA	FIT 1.3 (CBU JAPAN)	2004	1.050	118,000,000	123,900,000
1644	103167 00211	MINIBUS	HONDA	FIT 1.3 (CBU JAPAN)	2003	1.050	112,000,000	117,600,000
1645	103167 00211	MINIBUS	HONDA	FIT 1.3 (CBU JAPAN)	2002	1.050	109,000,000	114,450,000
1646	103167 00212	MINIBUS	HONDA	FIT 1.5 (CBU JAPAN)	2004	1.050	130,000,000	136,500,000
1647	103167 00212	MINIBUS	HONDA	FIT 1.5 (CBU JAPAN)	2003	1.050	122,000,000	128,100,000
1648	103167 00212	MINIBUS	HONDA	FIT 1.5 (CBU JAPAN)	2002	1.050	113,000,000	118,650,000
1649	103167 00213	MINIBUS	HONDA	FIT ARIA 1.5 AT	2004	1.050	112,000,000	117,600,000
1650	103167 00213	MINIBUS	HONDA	FIT ARIA 1.5 AT	2003	1.050	105,000,000	110,250,000
1651	103167 00214	MINIBUS	HONDA	FREED GB3 1.5 (4X2) A AT (CKD)	2017	1.050	180,000,000	189,000,000
1652	103167 00214	MINIBUS	HONDA	FREED GB3 1.5 (4X2) A AT (CKD)	2016	1.050	177,000,000	185,850,000
1653	103167 00215	MINIBUS	HONDA	FREED GB3 1.5 A (4X2) A/T (CKD)	2015	1.050	178,000,000	186,900,000
1654	103167 00215	MINIBUS	HONDA	FREED GB3 1.5 A (4X2) A/T (CKD)	2014	1.050	173,000,000	181,650,000
1655	103167 00215	MINIBUS	HONDA	FREED GB3 1.5 A (4X2) A/T (CKD)	2013	1.050	165,000,000	173,250,000
1656	103167 00215	MINIBUS	HONDA	FREED GB3 1.5 A (4X2) A/T (CKD)	2012	1.050	164,000,000	172,200,000
1657	103167 00216	MINIBUS	HONDA	FREED GB3 1.5 E AT (CKD)	2017	1.050	231,000,000	242,550,000
1658	103167 00216	MINIBUS	HONDA	FREED GB3 1.5 E AT (CKD)	2016	1.050	225,000,000	236,250,000
1659	103167 00216	MINIBUS	HONDA	FREED GB3 1.5 E AT (CKD)	2015	1.050	223,000,000	234,150,000
1660	103167 00216	MINIBUS	HONDA	FREED GB3 1.5 E AT (CKD)	2014	1.050	212,000,000	222,600,000
1661	103167 00216	MINIBUS	HONDA	FREED GB3 1.5 E AT (CKD)	2013	1.050	205,000,000	215,250,000
1662	103167 00216	MINIBUS	HONDA	FREED GB3 1.5 E AT (CKD)	2012	1.050	204,000,000	214,200,000
1663	103167 00216	MINIBUS	HONDA	FREED GB3 1.5 E AT (CKD)	2011	1.050	203,000,000	213,150,000
1664	103167 00216	MINIBUS	HONDA	FREED GB3 1.5 E AT (CKD)	2010	1.050	198,000,000	207,900,000
1665	103167 00216	MINIBUS	HONDA	FREED GB3 1.5 E AT (CKD)	2009	1.050	187,000,000	196,350,000
1666	103167 00217	MINIBUS	HONDA	FREED GB3 1.5 S AT (CKD)	2017	1.050	213,000,000	223,650,000
1667	103167 00217	MINIBUS	HONDA	FREED GB3 1.5 S AT (CKD)	2016	1.050	208,000,000	218,400,000
1668	103167 00217	MINIBUS	HONDA	FREED GB3 1.5 S AT (CKD)	2015	1.050	206,000,000	216,300,000
1669	103167 00217	MINIBUS	HONDA	FREED GB3 1.5 S AT (CKD)	2014	1.050	196,000,000	205,800,000
1670	103167 00217	MINIBUS	HONDA	FREED GB3 1.5 S AT (CKD)	2013	1.050	186,000,000	195,300,000
1671	103167 00217	MINIBUS	HONDA	FREED GB3 1.5 S AT (CKD)	2012	1.050	180,000,000	189,000,000
1672	103167 00217	MINIBUS	HONDA	FREED GB3 1.5 S AT (CKD)	2011	1.050	179,000,000	187,950,000
1673	103167 00217	MINIBUS	HONDA	FREED GB3 1.5 S AT (CKD)	2010	1.050	170,000,000	178,500,000
1674	103167 00217	MINIBUS	HONDA	FREED GB3 1.5 S AT (CKD)	2009	1.050	162,000,000	170,100,000
1675	103167 00218	MINIBUS	HONDA	FREED GB8 1.5 A (4x2) AT (CKD)	2013	1.050	162,000,000	170,100,000
1676	103167 00219	MINIBUS	HONDA	FREED GB8 1.5 E AT (CKD)	2012	1.050	200,000,000	210,000,000
1677	103167 00219	MINIBUS	HONDA	FREED GB8 1.5 E AT (CKD)	2011	1.050	199,000,000	208,950,000
1678	103167 00219	MINIBUS	HONDA	FREED GB8 1.5 E AT (CKD)	2010	1.050	194,000,000	203,700,000
1679	103167 00219	MINIBUS	HONDA	FREED GB8 1.5 E AT (CKD)	2009	1.050	183,000,000	192,150,000
1680	103167 00220	MINIBUS	HONDA	FREED GB8 1.5 S AT (CKD)	2012	1.050	184,000,000	193,200,000
1681	103167 00220	MINIBUS	HONDA	FREED GB8 1.5 S AT (CKD)	2011	1.050	183,000,000	192,150,000
1682	103167 00220	MINIBUS	HONDA	FREED GB8 1.5 S AT (CKD)	2010	1.050	179,000,000	187,950,000
1683	103167 00220	MINIBUS	HONDA	FREED GB8 1.5 S AT (CKD)	2009	1.050	174,000,000	182,700,000
1684	103167 00221	MINIBUS	HONDA	HONDA BR-V 1.5 E CVT CKD	2019	1.050	201,000,000	211,050,000
1685	103167 00221	MINIBUS	HONDA	HONDA BR-V 1.5 E CVT CKD	2018	1.050	191,000,000	200,550,000
1686	103167 00221	MINIBUS	HONDA	HONDA BR-V 1.5 E CVT CKD	2017	1.050	182,000,000	191,100,000
1687	103167 00221	MINIBUS	HONDA	HONDA BR-V 1.5 E CVT CKD	2016	1.050	173,000,000	181,650,000
1688	103167 00221	MINIBUS	HONDA	HONDA BR-V 1.5 E CVT CKD	2015	1.050	165,000,000	173,250,000
1689	103167 00222	MINIBUS	HONDA	HONDA BR-V 1.5 E MT CKD	2019	1.050	193,000,000	202,650,000
1690	103167 00222	MINIBUS	HONDA	HONDA BR-V 1.5 E MT CKD	2018	1.050	184,000,000	193,200,000
1691	103167 00222	MINIBUS	HONDA	HONDA BR-V 1.5 E MT CKD	2017	1.050	175,000,000	183,750,000
1692	103167 00222	MINIBUS	HONDA	HONDA BR-V 1.5 E MT CKD	2016	1.050	167,000,000	175,350,000
1693	103167 00222	MINIBUS	HONDA	HONDA BR-V 1.5 E MT CKD	2015	1.050	159,000,000	166,950,000
1694	103167 00223	MINIBUS	HONDA	HONDA BR-V 1.5 PRESTIGE CVT CKD	2019	1.050	213,000,000	223,650,000
1695	103167 00223	MINIBUS	HONDA	HONDA BR-V 1.5 PRESTIGE CVT CKD	2018	1.050	203,000,000	213,150,000
1696	103167 00223	MINIBUS	HONDA	HONDA BR-V 1.5 PRESTIGE CVT CKD	2017	1.050	193,000,000	202,650,000
1697	103167 00223	MINIBUS	HONDA	HONDA BR-V 1.5 PRESTIGE CVT CKD	2016	1.050	184,000,000	193,200,000
1698	103167 00223	MINIBUS	HONDA	HONDA BR-V 1.5 PRESTIGE CVT CKD	2015	1.050	175,000,000	183,750,000
1699	103167 00224	MINIBUS	HONDA	HONDA BR-V 1.5 S MT CKD	2019	1.050	184,000,000	193,200,000
1700	103167 00224	MINIBUS	HONDA	HONDA BR-V 1.5 S MT CKD	2018	1.050	175,000,000	183,750,000
1701	103167 00224	MINIBUS	HONDA	HONDA BR-V 1.5 S MT CKD	2017	1.050	167,000,000	175,350,000
1702	103167 00224	MINIBUS	HONDA	HONDA BR-V 1.5 S MT CKD	2016	1.050	159,000,000	166,950,000
1703	103167 00224	MINIBUS	HONDA	HONDA BR-V 1.5 S MT CKD	2015	1.050	152,000,000	159,600,000
1704	103167 00225	MINIBUS	HONDA	HONDA HR-V RU1 1.5 A MT CKD	2017	1.050	198,000,000	207,900,000
1705	103167 00225	MINIBUS	HONDA	HONDA HR-V RU1 1.5 A MT CKD	2016	1.050	194,000,000	203,700,000
1706	103167 00225	MINIBUS	HONDA	HONDA HR-V RU1 1.5 A MT CKD	2015	1.050	183,000,000	192,150,000

NO	KODING	JENIS	MEREK	TIPE	TH BUAT	BOBOT	NJKB	DP PKB
1	2	3	4	5	6	7	8	9
1707	103167 00225	MINIBUS	HONDA	HONDA HR-V RU1 1.5 A MT CKD	2014	1.050	174,000,000	182,700,000
1708	103167 00226	MINIBUS	HONDA	HONDA HR-V RU1 1.5 E CVT CKD	2019	1.050	244,000,000	256,200,000
1709	103167 00226	MINIBUS	HONDA	HONDA HR-V RU1 1.5 E CVT CKD	2018	1.050	232,000,000	243,600,000
1710	103167 00226	MINIBUS	HONDA	HONDA HR-V RU1 1.5 E CVT CKD	2017	1.050	221,000,000	232,050,000
1711	103167 00226	MINIBUS	HONDA	HONDA HR-V RU1 1.5 E CVT CKD	2016	1.050	210,000,000	220,500,000
1712	103167 00226	MINIBUS	HONDA	HONDA HR-V RU1 1.5 E CVT CKD	2015	1.050	200,000,000	210,000,000
1713	103167 00226	MINIBUS	HONDA	HONDA HR-V RU1 1.5 E CVT CKD	2014	1.050	190,000,000	199,500,000
1714	103167 00227	MINIBUS	HONDA	HONDA HR-V RU1 1.5 E PLUS CVT CKD	2019	1.050	257,000,000	269,850,000
1715	103167 00227	MINIBUS	HONDA	HONDA HR-V RU1 1.5 E PLUS CVT CKD	2018	1.050	245,000,000	257,250,000
1716	103167 00228	MINIBUS	HONDA	HONDA HR-V RU1 1.5 S CVT CKD	2019	1.050	226,000,000	237,300,000
1717	103167 00228	MINIBUS	HONDA	HONDA HR-V RU1 1.5 S CVT CKD	2018	1.050	215,000,000	225,750,000
1718	103167 00228	MINIBUS	HONDA	HONDA HR-V RU1 1.5 S CVT CKD	2017	1.050	205,000,000	215,250,000
1719	103167 00228	MINIBUS	HONDA	HONDA HR-V RU1 1.5 S CVT CKD	2016	1.050	195,000,000	204,750,000
1720	103167 00228	MINIBUS	HONDA	HONDA HR-V RU1 1.5 S CVT CKD	2015	1.050	186,000,000	195,300,000
1721	103167 00228	MINIBUS	HONDA	HONDA HR-V RU1 1.5 S CVT CKD	2014	1.050	177,000,000	185,850,000
1722	103167 00229	MINIBUS	HONDA	HONDA HR-V RU1 1.5 S MT CKD	2019	1.050	218,000,000	228,900,000
1723	103167 00229	MINIBUS	HONDA	HONDA HR-V RU1 1.5 S MT CKD	2018	1.050	208,000,000	218,400,000
1724	103167 00229	MINIBUS	HONDA	HONDA HR-V RU1 1.5 S MT CKD	2017	1.050	198,000,000	207,900,000
1725	103167 00229	MINIBUS	HONDA	HONDA HR-V RU1 1.5 S MT CKD	2016	1.050	189,000,000	198,450,000
1726	103167 00229	MINIBUS	HONDA	HONDA HR-V RU1 1.5 S MT CKD	2015	1.050	180,000,000	189,000,000
1727	103167 00229	MINIBUS	HONDA	HONDA HR-V RU1 1.5 S MT CKD	2014	1.050	171,000,000	179,550,000
1728	103167 00230	MINIBUS	HONDA	HONDA HR-V RU5 1.8 E CVT CKD	2019	1.050	276,000,000	289,800,000
1729	103167 00230	MINIBUS	HONDA	HONDA HR-V RU5 1.8 E CVT CKD	2018	1.050	263,000,000	276,150,000
1730	103167 00230	MINIBUS	HONDA	HONDA HR-V RU5 1.8 E CVT CKD	2017	1.050	250,000,000	262,500,000
1731	103167 00230	MINIBUS	HONDA	HONDA HR-V RU5 1.8 E CVT CKD	2016	1.050	238,000,000	249,900,000
1732	103167 00230	MINIBUS	HONDA	HONDA HR-V RU5 1.8 E CVT CKD	2015	1.050	227,000,000	238,350,000
1733	103167 00230	MINIBUS	HONDA	HONDA HR-V RU5 1.8 E CVT CKD	2014	1.050	216,000,000	226,800,000
1734	103167 00231	MINIBUS	HONDA	HONDA HR-V RU5 1.8 RS CVT CKD	2019	1.050	308,000,000	323,400,000
1735	103167 00231	MINIBUS	HONDA	HONDA HR-V RU5 1.8 RS CVT CKD	2018	1.050	293,000,000	307,650,000
1736	103167 00231	MINIBUS	HONDA	HONDA HR-V RU5 1.8 RS CVT CKD	2017	1.050	279,000,000	292,950,000
1737	103167 00231	MINIBUS	HONDA	HONDA HR-V RU5 1.8 RS CVT CKD	2016	1.050	266,000,000	279,300,000
1738	103167 00231	MINIBUS	HONDA	HONDA HR-V RU5 1.8 RS CVT CKD	2015	1.050	253,000,000	265,650,000
1739	103167 00231	MINIBUS	HONDA	HONDA HR-V RU5 1.8 RS CVT CKD	2014	1.050	241,000,000	253,050,000
1740	103167 00232	MINIBUS	HONDA	HONDA MOBILIO DD4 1.5 E M-CVT CKD	2019	1.050	175,000,000	183,750,000
1741	103167 00232	MINIBUS	HONDA	HONDA MOBILIO DD4 1.5 E M-CVT CKD	2018	1.050	167,000,000	175,350,000
1742	103167 00232	MINIBUS	HONDA	HONDA MOBILIO DD4 1.5 E M-CVT CKD	2017	1.050	159,000,000	166,950,000
1743	103167 00232	MINIBUS	HONDA	HONDA MOBILIO DD4 1.5 E M-CVT CKD	2016	1.050	152,000,000	159,600,000
1744	103167 00232	MINIBUS	HONDA	HONDA MOBILIO DD4 1.5 E M-CVT CKD	2015	1.050	145,000,000	152,250,000
1745	103167 00232	MINIBUS	HONDA	HONDA MOBILIO DD4 1.5 E M-CVT CKD	2014	1.050	138,000,000	144,900,000
1746	103167 00232	MINIBUS	HONDA	HONDA MOBILIO DD4 1.5 E M-CVT CKD	2013	1.050	132,000,000	138,600,000
1747	103167 00233	MINIBUS	HONDA	HONDA MOBILIO DD4 1.5 E MT CKD	2019	1.050	167,000,000	175,350,000
1748	103167 00233	MINIBUS	HONDA	HONDA MOBILIO DD4 1.5 E MT CKD	2018	1.050	159,000,000	166,950,000
1749	103167 00233	MINIBUS	HONDA	HONDA MOBILIO DD4 1.5 E MT CKD	2017	1.050	152,000,000	159,600,000
1750	103167 00233	MINIBUS	HONDA	HONDA MOBILIO DD4 1.5 E MT CKD	2016	1.050	145,000,000	152,250,000
1751	103167 00233	MINIBUS	HONDA	HONDA MOBILIO DD4 1.5 E MT CKD	2015	1.050	138,000,000	144,900,000
1752	103167 00233	MINIBUS	HONDA	HONDA MOBILIO DD4 1.5 E MT CKD	2014	1.050	132,000,000	138,600,000
1753	103167 00233	MINIBUS	HONDA	HONDA MOBILIO DD4 1.5 E MT CKD	2013	1.050	126,000,000	132,300,000
1754	103167 00234	MINIBUS	HONDA	HONDA MOBILIO DD4 1.5 RS M-CVT CKD	2019	1.050	193,000,000	202,650,000
1755	103167 00234	MINIBUS	HONDA	HONDA MOBILIO DD4 1.5 RS M-CVT CKD	2018	1.050	184,000,000	193,200,000
1756	103167 00234	MINIBUS	HONDA	HONDA MOBILIO DD4 1.5 RS M-CVT CKD	2017	1.050	175,000,000	183,750,000
1757	103167 00234	MINIBUS	HONDA	HONDA MOBILIO DD4 1.5 RS M-CVT CKD	2016	1.050	167,000,000	175,350,000
1758	103167 00234	MINIBUS	HONDA	HONDA MOBILIO DD4 1.5 RS M-CVT CKD	2015	1.050	159,000,000	166,950,000
1759	103167 00234	MINIBUS	HONDA	HONDA MOBILIO DD4 1.5 RS M-CVT CKD	2014	1.050	152,000,000	159,600,000
1760	103167 00235	MINIBUS	HONDA	HONDA MOBILIO DD4 1.5 RS MT CKD	2019	1.050	184,000,000	193,200,000
1761	103167 00235	MINIBUS	HONDA	HONDA MOBILIO DD4 1.5 RS MT CKD	2018	1.050	175,000,000	183,750,000
1762	103167 00235	MINIBUS	HONDA	HONDA MOBILIO DD4 1.5 RS MT CKD	2017	1.050	167,000,000	175,350,000
1763	103167 00235	MINIBUS	HONDA	HONDA MOBILIO DD4 1.5 RS MT CKD	2016	1.050	159,000,000	166,950,000
1764	103167 00235	MINIBUS	HONDA	HONDA MOBILIO DD4 1.5 RS MT CKD	2015	1.050	152,000,000	159,600,000
1765	103167 00235	MINIBUS	HONDA	HONDA MOBILIO DD4 1.5 RS MT CKD	2014	1.050	145,000,000	152,250,000
1766	103167 00236	MINIBUS	HONDA	HONDA MOBILIO DD4 1.5 S MT CKD	2019	1.050	151,000,000	158,550,000
1767	103167 00236	MINIBUS	HONDA	HONDA MOBILIO DD4 1.5 S MT CKD	2018	1.050	144,000,000	151,200,000
1768	103167 00236	MINIBUS	HONDA	HONDA MOBILIO DD4 1.5 S MT CKD	2017	1.050	137,000,000	143,850,000
1769	103167 00236	MINIBUS	HONDA	HONDA MOBILIO DD4 1.5 S MT CKD	2016	1.050	131,000,000	137,550,000
1770	103167 00236	MINIBUS	HONDA	HONDA MOBILIO DD4 1.5 S MT CKD	2015	1.050	125,000,000	131,250,000
1771	103167 00236	MINIBUS	HONDA	HONDA MOBILIO DD4 1.5 S MT CKD	2014	1.050	119,000,000	124,950,000
1772	103167 00236	MINIBUS	HONDA	HONDA MOBILIO DD4 1.5 S MT CKD	2013	1.050	114,000,000	119,700,000
1773	103167 00237	MINIBUS	HONDA	HR-V CBU	2003	1.050	207,000,000	217,350,000
1774	103167 00237	MINIBUS	HONDA	HR-V CBU	2002	1.050	196,000,000	205,800,000
1775	103167 00237	MINIBUS	HONDA	HR-V CBU	2001	1.050	184,000,000	193,200,000
1776	103167 00237	MINIBUS	HONDA	HR-V CBU	2000	1.050	178,000,000	186,900,000
1777	103167 00238	MINIBUS	HONDA	JAZZ 1.3 (CBU JAPAN)	2004	1.050	124,000,000	130,200,000
1778	103167 00238	MINIBUS	HONDA	JAZZ 1.3 (CBU JAPAN)	2003	1.050	123,000,000	129,150,000
1779	103167 00238	MINIBUS	HONDA	JAZZ 1.3 (CBU JAPAN)	2002	1.050	120,000,000	126,000,000
1780	103167 00239	MINIBUS	HONDA	JAZZ 1.5 (CBU JAPAN)	2004	1.050	139,000,000	145,950,000
1781	103167 00239	MINIBUS	HONDA	JAZZ 1.5 (CBU JAPAN)	2003	1.050	132,000,000	138,600,000
1782	103167 00239	MINIBUS	HONDA	JAZZ 1.5 (CBU JAPAN)	2002	1.050	124,000,000	130,200,000
1783	103167 00242	MINIBUS	HONDA	JAZZ GD3 1.5 IDSI A/T (CBU)	2007	1.050	113,000,000	118,650,000
1784	103167 00242	MINIBUS	HONDA	JAZZ GD3 1.5 IDSI A/T (CBU)	2006	1.050	112,000,000	117,600,000
1785	103167 00242	MINIBUS	HONDA	JAZZ GD3 1.5 IDSI A/T (CBU)	2005	1.050	105,000,000	110,250,000
1786	103167 00242	MINIBUS	HONDA	JAZZ GD3 1.5 IDSI A/T (CBU)	2004	1.050	100,000,000	105,000,000
1787	103167 00243	MINIBUS	HONDA	JAZZ GD3 1.5 IDSI A/T (CKD)	2008	1.050	119,000,000	124,950,000
1788	103167 00243	MINIBUS	HONDA	JAZZ GD3 1.5 IDSI A/T (CKD)	2007	1.050	109,000,000	114,450,000
1789	103167 00243	MINIBUS	HONDA	JAZZ GD3 1.5 IDSI A/T (CKD)	2006	1.050	104,000,000	109,200,000
1790	103167 00243	MINIBUS	HONDA	JAZZ GD3 1.5 IDSI A/T (CKD)	2005	1.050	101,000,000	106,050,000
1791	103167 00243	MINIBUS	HONDA	JAZZ GD3 1.5 IDSI A/T (CKD)	2004	1.050	97,000,000	101,850,000
1792	103167 00244	MINIBUS	HONDA	JAZZ GD3 1.5 IDSI M/T (CBU)	2007	1.050	106,000,000	111,300,000
1793	103167 00244	MINIBUS	HONDA	JAZZ GD3 1.5 IDSI M/T (CBU)	2006	1.050	105,000,000	110,250,000
1794	103167 00244	MINIBUS	HONDA	JAZZ GD3 1.5 IDSI M/T (CBU)	2005	1.050	99,000,000	103,950,000
1795	103167 00244	MINIBUS	HONDA	JAZZ GD3 1.5 IDSI M/T (CBU)	2004	1.050	95,000,000	99,750,000
1796	103167 00245	MINIBUS	HONDA	JAZZ GD3 1.5 IDSI M/T (CKD)	2008	1.050	111,000,000	116,550,000

NO	KODING	JENIS	MERЕК	TIPE	TH BUAT	BOBOT	NJKB	DP PKB
1	2	3	4	5	6	7	8	9
1797	103167 00245	MINIBUS	HONDA	JAZZ GD3 1.5 IDSI M/T (CKD)	2007	1.050	99,000,000	103,950,000
1798	103167 00245	MINIBUS	HONDA	JAZZ GD3 1.5 IDSI M/T (CKD)	2006	1.050	98,000,000	102,900,000
1799	103167 00245	MINIBUS	HONDA	JAZZ GD3 1.5 IDSI M/T (CKD)	2005	1.050	94,000,000	98,700,000
1800	103167 00245	MINIBUS	HONDA	JAZZ GD3 1.5 IDSI M/T (CKD)	2004	1.050	89,000,000	93,450,000
1801	103167 00246	MINIBUS	HONDA	JAZZ GD3 1.5 VTI AT	2007	1.050	126,000,000	132,300,000
1802	103167 00246	MINIBUS	HONDA	JAZZ GD3 1.5 VTI AT	2006	1.050	116,000,000	121,800,000
1803	103167 00246	MINIBUS	HONDA	JAZZ GD3 1.5 VTI AT	2005	1.050	108,000,000	113,400,000
1804	103167 00247	MINIBUS	HONDA	JAZZ GD3 1.5 VTI AT (CKD)	2008	1.050	126,000,000	132,300,000
1805	103167 00247	MINIBUS	HONDA	JAZZ GD3 1.5 VTI AT (CKD)	2007	1.050	118,000,000	123,900,000
1806	103167 00247	MINIBUS	HONDA	JAZZ GD3 1.5 VTI AT (CKD)	2006	1.050	116,000,000	121,800,000
1807	103167 00247	MINIBUS	HONDA	JAZZ GD3 1.5 VTI AT (CKD)	2005	1.050	108,000,000	113,400,000
1808	103167 00247	MINIBUS	HONDA	JAZZ GD3 1.5 VTI AT (CKD)	2004	1.050	103,000,000	108,150,000
1809	103167 00248	MINIBUS	HONDA	JAZZ GD3 1.5 VTI MT	2007	1.050	117,000,000	122,850,000
1810	103167 00248	MINIBUS	HONDA	JAZZ GD3 1.5 VTI MT	2006	1.050	115,000,000	120,750,000
1811	103167 00248	MINIBUS	HONDA	JAZZ GD3 1.5 VTI MT	2005	1.050	100,000,000	105,000,000
1812	103167 00249	MINIBUS	HONDA	JAZZ GD3 1.5 VTI MT (CKD)	2008	1.050	119,000,000	124,950,000
1813	103167 00249	MINIBUS	HONDA	JAZZ GD3 1.5 VTI MT (CKD)	2007	1.050	117,000,000	122,850,000
1814	103167 00249	MINIBUS	HONDA	JAZZ GD3 1.5 VTI MT (CKD)	2006	1.050	115,000,000	120,750,000
1815	103167 00249	MINIBUS	HONDA	JAZZ GD3 1.5 VTI MT (CKD)	2005	1.050	100,000,000	105,000,000
1816	103167 00240	MINIBUS	HONDA	JAZZ GD 36 1.5 (S) VTI AT (CKD)	2008	1.050	131,000,000	137,550,000
1817	103167 00240	MINIBUS	HONDA	JAZZ GD 36 1.5 (S) VTI AT (CKD)	2007	1.050	121,000,000	127,050,000
1818	103167 00240	MINIBUS	HONDA	JAZZ GD 36 1.5 (S) VTI AT (CKD)	2006	1.050	120,000,000	126,000,000
1819	103167 00241	MINIBUS	HONDA	JAZZ GD 36 1.5 (S) VTI MT (CKD)	2008	1.050	123,000,000	129,150,000
1820	103167 00241	MINIBUS	HONDA	JAZZ GD 36 1.5 (S) VTI MT (CKD)	2007	1.050	113,000,000	118,650,000
1821	103167 00241	MINIBUS	HONDA	JAZZ GD 36 1.5 (S) VTI MT (CKD)	2006	1.050	112,000,000	117,600,000
1822	103167 00250	MINIBUS	HONDA	JAZZ GD8-IDSI 1.5 AT (CBU THAILAND)	2004	1.050	99,000,000	103,950,000
1823	103167 00251	MINIBUS	HONDA	JAZZ GD8-IDSI 1.5 AT (CKD)	2005	1.050	107,000,000	112,350,000
1824	103167 00251	MINIBUS	HONDA	JAZZ GD8-IDSI 1.5 AT (CKD)	2004	1.050	97,000,000	101,850,000
1825	103167 00252	MINIBUS	HONDA	JAZZ GD8-IDSI 1.5 MT (CBU THAILAND)	2004	1.050	92,000,000	96,600,000
1826	103167 00253	MINIBUS	HONDA	JAZZ GD8-IDSI 1.5 MT (CKD)	2005	1.050	99,000,000	103,950,000
1827	103167 00253	MINIBUS	HONDA	JAZZ GD8-IDSI 1.5 MT (CKD)	2004	1.050	89,000,000	93,450,000
1828	103167 00254	MINIBUS	HONDA	JAZZ GE8 1.5 A MT (CKD)	2015	1.050	158,000,000	165,900,000
1829	103167 00254	MINIBUS	HONDA	JAZZ GE8 1.5 A MT (CKD)	2014	1.050	150,000,000	157,500,000
1830	103167 00254	MINIBUS	HONDA	JAZZ GE8 1.5 A MT (CKD)	2013	1.050	144,000,000	151,200,000
1831	103167 00255	MINIBUS	HONDA	JAZZ GE8 1.5 E AT (CKD)	2015	1.050	189,000,000	198,450,000
1832	103167 00255	MINIBUS	HONDA	JAZZ GE8 1.5 E AT (CKD)	2014	1.050	180,000,000	189,000,000
1833	103167 00255	MINIBUS	HONDA	JAZZ GE8 1.5 E AT (CKD)	2013	1.050	174,000,000	182,700,000
1834	103167 00255	MINIBUS	HONDA	JAZZ GE8 1.5 E AT (CKD)	2012	1.050	173,000,000	181,650,000
1835	103167 00255	MINIBUS	HONDA	JAZZ GE8 1.5 E AT (CKD)	2011	1.050	172,000,000	180,600,000
1836	103167 00255	MINIBUS	HONDA	JAZZ GE8 1.5 E AT (CKD)	2010	1.050	168,000,000	176,400,000
1837	103167 00255	MINIBUS	HONDA	JAZZ GE8 1.5 E AT (CKD)	2009	1.050	154,000,000	161,700,000
1838	103167 00255	MINIBUS	HONDA	JAZZ GE8 1.5 E AT (CKD)	2008	1.050	138,000,000	144,900,000
1839	103167 00256	MINIBUS	HONDA	JAZZ GE8 1.5 E MT (CKD)	2015	1.050	173,000,000	181,650,000
1840	103167 00256	MINIBUS	HONDA	JAZZ GE8 1.5 E MT (CKD)	2014	1.050	173,000,000	181,650,000
1841	103167 00256	MINIBUS	HONDA	JAZZ GE8 1.5 E MT (CKD)	2013	1.050	166,000,000	174,300,000
1842	103167 00256	MINIBUS	HONDA	JAZZ GE8 1.5 E MT (CKD)	2012	1.050	165,000,000	173,250,000
1843	103167 00256	MINIBUS	HONDA	JAZZ GE8 1.5 E MT (CKD)	2011	1.050	164,000,000	172,200,000
1844	103167 00256	MINIBUS	HONDA	JAZZ GE8 1.5 E MT (CKD)	2010	1.050	160,000,000	168,000,000
1845	103167 00256	MINIBUS	HONDA	JAZZ GE8 1.5 E MT (CKD)	2009	1.050	137,000,000	143,850,000
1846	103167 00256	MINIBUS	HONDA	JAZZ GE8 1.5 E MT (CKD)	2008	1.050	130,000,000	136,500,000
1847	103167 00257	MINIBUS	HONDA	JAZZ GE8 1.5 N AT (CKD)	2008	1.050	132,000,000	138,600,000
1848	103167 00258	MINIBUS	HONDA	JAZZ GE8 1.5 N MT (CKD)	2008	1.050	124,000,000	130,200,000
1849	103167 00259	MINIBUS	HONDA	JAZZ GE8 1.5 S AT (CKD)	2015	1.050	177,000,000	185,850,000
1850	103167 00259	MINIBUS	HONDA	JAZZ GE8 1.5 S AT (CKD)	2014	1.050	169,000,000	177,450,000
1851	103167 00259	MINIBUS	HONDA	JAZZ GE8 1.5 S AT (CKD)	2013	1.050	162,000,000	170,100,000
1852	103167 00259	MINIBUS	HONDA	JAZZ GE8 1.5 S AT (CKD)	2012	1.050	161,000,000	169,050,000
1853	103167 00259	MINIBUS	HONDA	JAZZ GE8 1.5 S AT (CKD)	2011	1.050	159,000,000	166,950,000
1854	103167 00259	MINIBUS	HONDA	JAZZ GE8 1.5 S AT (CKD)	2010	1.050	156,000,000	163,800,000
1855	103167 00259	MINIBUS	HONDA	JAZZ GE8 1.5 S AT (CKD)	2009	1.050	145,000,000	152,250,000
1856	103167 00259	MINIBUS	HONDA	JAZZ GE8 1.5 S AT (CKD)	2008	1.050	128,000,000	134,400,000
1857	103167 00260	MINIBUS	HONDA	JAZZ GE8 1.5 S MT (CKD)	2015	1.050	169,000,000	177,450,000
1858	103167 00260	MINIBUS	HONDA	JAZZ GE8 1.5 S MT (CKD)	2014	1.050	161,000,000	169,050,000
1859	103167 00260	MINIBUS	HONDA	JAZZ GE8 1.5 S MT (CKD)	2013	1.050	154,000,000	161,700,000
1860	103167 00260	MINIBUS	HONDA	JAZZ GE8 1.5 S MT (CKD)	2012	1.050	153,000,000	160,650,000
1861	103167 00260	MINIBUS	HONDA	JAZZ GE8 1.5 S MT (CKD)	2011	1.050	152,000,000	159,600,000
1862	103167 00260	MINIBUS	HONDA	JAZZ GE8 1.5 S MT (CKD)	2010	1.050	151,000,000	158,550,000
1863	103167 00260	MINIBUS	HONDA	JAZZ GE8 1.5 S MT (CKD)	2009	1.050	137,000,000	143,850,000
1864	103167 00260	MINIBUS	HONDA	JAZZ GE8 1.5 S MT (CKD)	2008	1.050	121,000,000	127,050,000
1865	103167 00261	MINIBUS	HONDA	JAZZ GK5 1.5 A CVT (CKD)	2017	1.050	165,000,000	173,250,000
1866	103167 00261	MINIBUS	HONDA	JAZZ GK5 1.5 A CVT (CKD)	2016	1.050	161,000,000	169,050,000
1867	103167 00261	MINIBUS	HONDA	JAZZ GK5 1.5 A CVT (CKD)	2015	1.050	158,000,000	165,900,000
1868	103167 00261	MINIBUS	HONDA	JAZZ GK5 1.5 A CVT (CKD)	2014	1.050	153,000,000	160,650,000
1869	103167 00262	MINIBUS	HONDA	JAZZ GK5 1.5 A MT (CKD)	2017	1.050	164,000,000	172,200,000
1870	103167 00262	MINIBUS	HONDA	JAZZ GK5 1.5 A MT (CKD)	2016	1.050	161,000,000	169,050,000
1871	103167 00262	MINIBUS	HONDA	JAZZ GK5 1.5 A MT (CKD)	2015	1.050	156,000,000	163,800,000
1872	103167 00262	MINIBUS	HONDA	JAZZ GK5 1.5 A MT (CKD)	2014	1.050	145,000,000	152,250,000
1873	103167 00263	MINIBUS	HONDA	JAZZ GK5 1.5 RS CVT (CKD)	2019	1.050	215,000,000	225,750,000
1874	103167 00263	MINIBUS	HONDA	JAZZ GK5 1.5 RS CVT (CKD)	2018	1.050	205,000,000	215,250,000
1875	103167 00263	MINIBUS	HONDA	JAZZ GK5 1.5 RS CVT (CKD)	2017	1.050	195,000,000	204,750,000
1876	103167 00263	MINIBUS	HONDA	JAZZ GK5 1.5 RS CVT (CKD)	2016	1.050	186,000,000	195,300,000
1877	103167 00263	MINIBUS	HONDA	JAZZ GK5 1.5 RS CVT (CKD)	2015	1.050	177,000,000	185,850,000
1878	103167 00263	MINIBUS	HONDA	JAZZ GK5 1.5 RS CVT (CKD)	2014	1.050	169,000,000	177,450,000
1879	103167 00264	MINIBUS	HONDA	JAZZ GK5 1.5 RS MT (CKD)	2019	1.050	207,000,000	217,350,000
1880	103167 00264	MINIBUS	HONDA	JAZZ GK5 1.5 RS MT (CKD)	2018	1.050	197,000,000	206,850,000
1881	103167 00264	MINIBUS	HONDA	JAZZ GK5 1.5 RS MT (CKD)	2017	1.050	188,000,000	197,400,000
1882	103167 00264	MINIBUS	HONDA	JAZZ GK5 1.5 RS MT (CKD)	2016	1.050	179,000,000	187,950,000
1883	103167 00264	MINIBUS	HONDA	JAZZ GK5 1.5 RS MT (CKD)	2015	1.050	171,000,000	179,550,000
1884	103167 00264	MINIBUS	HONDA	JAZZ GK5 1.5 RS MT (CKD)	2014	1.050	163,000,000	171,150,000
1885	103167 00265	MINIBUS	HONDA	JAZZ GK5 1.5 RS PLUS CVT (CKD)	2019	1.050	210,000,000	220,500,000
1886	103167 00265	MINIBUS	HONDA	JAZZ GK5 1.5 RS PLUS CVT (CKD)	2018	1.050	200,000,000	210,000,000

NO	KODING	JENIS	MERЕК	TIPE	TH BUAT	BOBOT	NJKB	DP PKB
1	2	3	4	5	6	7	8	9
1887	103167 00265	MINIBUS	HONDA	JAZZ GK5 1.5 RS PLUS CVT (CKD)	2017	1.050	190,000,000	199,500,000
1888	103167 00265	MINIBUS	HONDA	JAZZ GK5 1.5 RS PLUS CVT (CKD)	2016	1.050	181,000,000	190,050,000
1889	103167 00265	MINIBUS	HONDA	JAZZ GK5 1.5 RS PLUS CVT (CKD)	2015	1.050	172,000,000	180,600,000
1890	103167 00265	MINIBUS	HONDA	JAZZ GK5 1.5 RS PLUS CVT (CKD)	2014	1.050	164,000,000	172,200,000
1891	103167 00266	MINIBUS	HONDA	JAZZ GK5 1.5 S CVT (CKD)	2019	1.050	192,000,000	201,600,000
1892	103167 00266	MINIBUS	HONDA	JAZZ GK5 1.5 S CVT (CKD)	2018	1.050	183,000,000	192,150,000
1893	103167 00266	MINIBUS	HONDA	JAZZ GK5 1.5 S CVT (CKD)	2017	1.050	174,000,000	182,700,000
1894	103167 00266	MINIBUS	HONDA	JAZZ GK5 1.5 S CVT (CKD)	2016	1.050	166,000,000	174,300,000
1895	103167 00266	MINIBUS	HONDA	JAZZ GK5 1.5 S CVT (CKD)	2015	1.050	158,000,000	165,900,000
1896	103167 00266	MINIBUS	HONDA	JAZZ GK5 1.5 S CVT (CKD)	2014	1.050	151,000,000	158,550,000
1897	103167 00267	MINIBUS	HONDA	JAZZ GK5 1.5 S MT (CKD)	2019	1.050	184,000,000	193,200,000
1898	103167 00267	MINIBUS	HONDA	JAZZ GK5 1.5 S MT (CKD)	2018	1.050	175,000,000	183,750,000
1899	103167 00267	MINIBUS	HONDA	JAZZ GK5 1.5 S MT (CKD)	2017	1.050	167,000,000	175,350,000
1900	103167 00267	MINIBUS	HONDA	JAZZ GK5 1.5 S MT (CKD)	2016	1.050	159,000,000	166,950,000
1901	103167 00267	MINIBUS	HONDA	JAZZ GK5 1.5 S MT (CKD)	2015	1.050	152,000,000	159,600,000
1902	103167 00267	MINIBUS	HONDA	JAZZ GK5 1.5 S MT (CKD)	2014	1.050	145,000,000	152,250,000
1903	103167 00268	MINIBUS	HONDA	LIFE 4WD AT	2005	1.050	143,000,000	150,150,000
1904	103167 00269	MINIBUS	HONDA	NEW STREAM 1.7 VTEC L AT	2006	1.050	177,000,000	185,850,000
1905	103167 00269	MINIBUS	HONDA	NEW STREAM 1.7 VTEC L AT	2005	1.050	172,000,000	180,600,000
1906	103167 00269	MINIBUS	HONDA	NEW STREAM 1.7 VTEC L AT	2004	1.050	144,000,000	151,200,000
1907	103167 00270	MINIBUS	HONDA	NEW STREAM 1.7 VTEC L MT	2006	1.050	172,000,000	180,600,000
1908	103167 00270	MINIBUS	HONDA	NEW STREAM 1.7 VTEC L MT	2005	1.050	164,000,000	172,200,000
1909	103167 00270	MINIBUS	HONDA	NEW STREAM 1.7 VTEC L MT	2004	1.050	135,000,000	141,750,000
1910	103167 00271	MINIBUS	HONDA	NEW STREAM 2.0 i VTEC L TIPTRONIC	2005	1.050	200,000,000	210,000,000
1911	103167 00271	MINIBUS	HONDA	NEW STREAM 2.0 i VTEC L TIPTRONIC	2004	1.050	167,000,000	175,350,000
1912	103167 00287	MINIBUS	HONDA	ODYSSEY 2156cc	2000	1.050	123,000,000	129,150,000
1913	103167 00287	MINIBUS	HONDA	ODYSSEY 2156cc	1999	1.050	104,000,000	109,200,000
1914	103167 00287	MINIBUS	HONDA	ODYSSEY 2156cc	1998	1.050	95,000,000	99,750,000
1915	103167 00287	MINIBUS	HONDA	ODYSSEY 2156cc	1997	1.050	85,000,000	89,250,000
1916	103167 00273	MINIBUS	HONDA	ODYSSEY 2.3 - CBU	2004	1.050	212,000,000	222,600,000
1917	103167 00273	MINIBUS	HONDA	ODYSSEY 2.3 - CBU	2003	1.050	198,000,000	207,900,000
1918	103167 00273	MINIBUS	HONDA	ODYSSEY 2.3 - CBU	2002	1.050	190,000,000	199,500,000
1919	103167 00273	MINIBUS	HONDA	ODYSSEY 2.3 - CBU	2001	1.050	181,000,000	190,050,000
1920	103167 00273	MINIBUS	HONDA	ODYSSEY 2.3 - CBU	2000	1.050	177,000,000	185,850,000
1921	103167 00272	MINIBUS	HONDA	ODYSSEY 2.3L AT SOHC	2003	1.050	214,000,000	224,700,000
1922	103167 00272	MINIBUS	HONDA	ODYSSEY 2.3L AT SOHC	2002	1.050	204,000,000	214,200,000
1923	103167 00272	MINIBUS	HONDA	ODYSSEY 2.3L AT SOHC	2001	1.050	196,000,000	205,800,000
1924	103167 00272	MINIBUS	HONDA	ODYSSEY 2.3L AT SOHC	2000	1.050	192,000,000	201,600,000
1925	103167 00274	MINIBUS	HONDA	ODYSSEY 2.3L AT VTEC DOHC	2003	1.050	214,000,000	224,700,000
1926	103167 00274	MINIBUS	HONDA	ODYSSEY 2.3L AT VTEC DOHC	2002	1.050	204,000,000	214,200,000
1927	103167 00274	MINIBUS	HONDA	ODYSSEY 2.3L AT VTEC DOHC	2001	1.050	196,000,000	205,800,000
1928	103167 00274	MINIBUS	HONDA	ODYSSEY 2.3L AT VTEC DOHC	2000	1.050	192,000,000	201,600,000
1929	103167 00276	MINIBUS	HONDA	ODYSSEY 2.4 ABSOLUTE	2007	1.050	339,000,000	355,950,000
1930	103167 00276	MINIBUS	HONDA	ODYSSEY 2.4 ABSOLUTE	2006	1.050	318,000,000	333,900,000
1931	103167 00276	MINIBUS	HONDA	ODYSSEY 2.4 ABSOLUTE	2005	1.050	273,000,000	286,650,000
1932	103167 00275	MINIBUS	HONDA	ODYSSEY 2.4 A/T	2007	1.050	319,000,000	334,950,000
1933	103167 00275	MINIBUS	HONDA	ODYSSEY 2.4 A/T	2006	1.050	280,000,000	294,000,000
1934	103167 00275	MINIBUS	HONDA	ODYSSEY 2.4 A/T	2005	1.050	245,000,000	257,250,000
1935	103167 00277	MINIBUS	HONDA	ODYSSEY 2.4 E CVT	2019	1.050	569,000,000	597,450,000
1936	103167 00277	MINIBUS	HONDA	ODYSSEY 2.4 E CVT	2018	1.050	541,000,000	568,050,000
1937	103167 00277	MINIBUS	HONDA	ODYSSEY 2.4 E CVT	2017	1.050	514,000,000	539,700,000
1938	103167 00277	MINIBUS	HONDA	ODYSSEY 2.4 E CVT	2016	1.050	489,000,000	513,450,000
1939	103167 00277	MINIBUS	HONDA	ODYSSEY 2.4 E CVT	2015	1.050	465,000,000	488,250,000
1940	103167 00277	MINIBUS	HONDA	ODYSSEY 2.4 E CVT	2014	1.050	442,000,000	464,100,000
1941	103167 00277	MINIBUS	HONDA	ODYSSEY 2.4 E CVT	2013	1.050	420,000,000	441,000,000
1942	103167 00278	MINIBUS	HONDA	ODYSSEY 2.4 i-VTEC	2007	1.050	358,000,000	375,900,000
1943	103167 00278	MINIBUS	HONDA	ODYSSEY 2.4 i-VTEC	2006	1.050	345,000,000	362,250,000
1944	103167 00278	MINIBUS	HONDA	ODYSSEY 2.4 i-VTEC	2005	1.050	304,000,000	319,200,000
1945	103167 00283	MINIBUS	HONDA	ODYSSEY 2.4L 2WD	2007	1.050	311,000,000	326,550,000
1946	103167 00283	MINIBUS	HONDA	ODYSSEY 2.4L 2WD	2006	1.050	275,000,000	288,750,000
1947	103167 00284	MINIBUS	HONDA	ODYSSEY 2.4L 2WD AT	2007	1.050	290,000,000	304,500,000
1948	103167 00284	MINIBUS	HONDA	ODYSSEY 2.4L 2WD AT	2006	1.050	275,000,000	288,750,000
1949	103167 00284	MINIBUS	HONDA	ODYSSEY 2.4L 2WD AT	2005	1.050	240,000,000	252,000,000
1950	103167 00286	MINIBUS	HONDA	ODYSSEY 2.4L AT	2007	1.050	294,000,000	308,700,000
1951	103167 00286	MINIBUS	HONDA	ODYSSEY 2.4L AT	2006	1.050	275,000,000	288,750,000
1952	103167 00286	MINIBUS	HONDA	ODYSSEY 2.4L AT	2005	1.050	240,000,000	252,000,000
1953	103167 00285	MINIBUS	HONDA	ODYSSEY 2.4L A/T 2354cc	2007	1.050	311,000,000	326,550,000
1954	103167 00285	MINIBUS	HONDA	ODYSSEY 2.4L A/T 2354cc	2006	1.050	275,000,000	288,750,000
1955	103167 00279	MINIBUS	HONDA	ODYSSEY 2.4 L DOHC AT	2004	1.050	231,000,000	242,550,000
1956	103167 00280	MINIBUS	HONDA	ODYSSEY 2.4 L SOHC AT	2004	1.050	223,000,000	234,150,000
1957	103167 00281	MINIBUS	HONDA	ODYSSEY 2.4 M TYPE	2004	1.050	230,000,000	241,500,000
1958	103167 00282	MINIBUS	HONDA	ODYSSEY 2.4 S CVT	2016	1.050	467,000,000	490,350,000
1959	103167 00282	MINIBUS	HONDA	ODYSSEY 2.4 S CVT	2015	1.050	453,000,000	475,650,000
1960	103167 00282	MINIBUS	HONDA	ODYSSEY 2.4 S CVT	2014	1.050	439,000,000	460,950,000
1961	103167 00282	MINIBUS	HONDA	ODYSSEY 2.4 S CVT	2013	1.050	429,000,000	450,450,000
1962	103167 00288	MINIBUS	HONDA	ODYSSEY 3.0L (6 CYL)	2001	1.050	247,000,000	259,350,000
1963	103167 00288	MINIBUS	HONDA	ODYSSEY 3.0L (6 CYL)	2000	1.050	237,000,000	248,850,000
1964	103167 00289	MINIBUS	HONDA	ODYSSEY 3.0L AT	2000	1.050	237,000,000	248,850,000
1965	103167 00290	MINIBUS	HONDA	ODYSSEY RB1 2.4 AT	2008	1.050	299,000,000	313,950,000
1966	103167 00290	MINIBUS	HONDA	ODYSSEY RB1 2.4 AT	2007	1.050	276,000,000	289,800,000
1967	103167 00291	MINIBUS	HONDA	ODYSSEY RB3 2.4 A/T	2015	1.050	444,000,000	466,200,000
1968	103167 00291	MINIBUS	HONDA	ODYSSEY RB3 2.4 A/T	2014	1.050	422,000,000	443,100,000
1969	103167 00291	MINIBUS	HONDA	ODYSSEY RB3 2.4 A/T	2013	1.050	420,000,000	441,000,000
1970	103167 00291	MINIBUS	HONDA	ODYSSEY RB3 2.4 A/T	2012	1.050	419,000,000	439,950,000
1971	103167 00291	MINIBUS	HONDA	ODYSSEY RB3 2.4 A/T	2011	1.050	413,000,000	433,650,000
1972	103167 00291	MINIBUS	HONDA	ODYSSEY RB3 2.4 A/T	2010	1.050	335,000,000	351,750,000
1973	103167 00291	MINIBUS	HONDA	ODYSSEY RB3 2.4 A/T	2009	1.050	328,000,000	344,400,000
1974	103167 00291	MINIBUS	HONDA	ODYSSEY RB3 2.4 A/T	2008	1.050	313,000,000	328,650,000
1975	103167 00292	MINIBUS	HONDA	SPIKE 1.5 L AT (4x2)	2003	1.050	115,000,000	120,750,000
1976	103167 00293	MINIBUS	HONDA	STEP WAGON 2.0L 2WD AT	2005	1.050	206,000,000	216,300,000

NO	KODING	JENIS	MERЕК	TIPE	TH BUAT	BOBOT	NJKB	DP PKB
1	2	3	4	5	6	7	8	9
1977	103167 00294	MINIBUS	HONDA	STEP WAGON 2.4 AT	2005	1.050	218,000,000	228,900,000
1978	103167 00295	MINIBUS	HONDA	STREAM 1.8 A/T	2007	1.050	200,000,000	210,000,000
1979	103167 00295	MINIBUS	HONDA	STREAM 1.8 A/T	2006	1.050	185,000,000	194,250,000
1980	103167 00296	MINIBUS	HONDA	STREAM 2.0 (CBU)	2003	1.050	201,000,000	211,050,000
1981	103167 00296	MINIBUS	HONDA	STREAM 2.0 (CBU)	2002	1.050	192,000,000	201,600,000
1982	103167 00296	MINIBUS	HONDA	STREAM 2.0 (CBU)	2001	1.050	181,000,000	190,050,000
1983	103167 00298	MINIBUS	HONDA	STREAM S7A 1.7 AT	2007	1.050	184,000,000	193,200,000
1984	103167 00298	MINIBUS	HONDA	STREAM S7A 1.7 AT	2006	1.050	176,000,000	184,800,000
1985	103167 00298	MINIBUS	HONDA	STREAM S7A 1.7 AT	2005	1.050	172,000,000	180,600,000
1986	103167 00298	MINIBUS	HONDA	STREAM S7A 1.7 AT	2004	1.050	161,000,000	169,050,000
1987	103167 00298	MINIBUS	HONDA	STREAM S7A 1.7 AT	2003	1.050	153,000,000	160,650,000
1988	103167 00298	MINIBUS	HONDA	STREAM S7A 1.7 AT	2002	1.050	125,000,000	131,250,000
1989	103167 00298	MINIBUS	HONDA	STREAM S7A 1.7 AT	2001	1.050	119,000,000	124,950,000
1990	103167 00297	MINIBUS	HONDA	STREAM S7A 1.7 A/T (CKD)	2007	1.050	184,000,000	193,200,000
1991	103167 00297	MINIBUS	HONDA	STREAM S7A 1.7 A/T (CKD)	2006	1.050	176,000,000	184,800,000
1992	103167 00297	MINIBUS	HONDA	STREAM S7A 1.7 A/T (CKD)	2005	1.050	172,000,000	180,600,000
1993	103167 00300	MINIBUS	HONDA	STREAM S7A 1.7 MT	2007	1.050	179,000,000	187,950,000
1994	103167 00300	MINIBUS	HONDA	STREAM S7A 1.7 MT	2006	1.050	172,000,000	180,600,000
1995	103167 00300	MINIBUS	HONDA	STREAM S7A 1.7 MT	2005	1.050	164,000,000	172,200,000
1996	103167 00300	MINIBUS	HONDA	STREAM S7A 1.7 MT	2004	1.050	156,000,000	163,800,000
1997	103167 00300	MINIBUS	HONDA	STREAM S7A 1.7 MT	2003	1.050	148,000,000	155,400,000
1998	103167 00300	MINIBUS	HONDA	STREAM S7A 1.7 MT	2002	1.050	118,000,000	123,900,000
1999	103167 00299	MINIBUS	HONDA	STREAM S7A 1.7 M/T (CKD)	2007	1.050	179,000,000	187,950,000
2000	103167 00299	MINIBUS	HONDA	STREAM S7A 1.7 M/T (CKD)	2006	1.050	172,000,000	180,600,000
2001	103167 00299	MINIBUS	HONDA	STREAM S7A 1.7 M/T (CKD)	2005	1.050	164,000,000	172,200,000
2002	103167 00301	MINIBUS	HONDA	STREAM S7A 2.0 A/T (CKD)	2007	1.050	204,000,000	214,200,000
2003	103167 00301	MINIBUS	HONDA	STREAM S7A 2.0 A/T (CKD)	2006	1.050	196,000,000	205,800,000
2004	103167 00301	MINIBUS	HONDA	STREAM S7A 2.0 A/T (CKD)	2005	1.050	191,000,000	200,550,000
2005	103167 00301	MINIBUS	HONDA	STREAM S7A 2.0 A/T (CKD)	2004	1.050	170,000,000	178,500,000
2006	103167 00301	MINIBUS	HONDA	STREAM S7A 2.0 A/T (CKD)	2003	1.050	153,000,000	160,650,000
2007	103167 00301	MINIBUS	HONDA	STREAM S7A 2.0 A/T (CKD)	2002	1.050	150,000,000	157,500,000
2008	103167 00302	MINIBUS	HONDA	STREAM TIPTRONIK 2.0 I VTEC-L	2007	1.050	210,000,000	220,500,000
2009	103167 00302	MINIBUS	HONDA	STREAM TIPTRONIK 2.0 I VTEC-L	2006	1.050	203,000,000	213,150,000
2010	103167 00302	MINIBUS	HONDA	STREAM TIPTRONIK 2.0 I VTEC-L	2005	1.050	200,000,000	210,000,000
2011	103167 00302	MINIBUS	HONDA	STREAM TIPTRONIK 2.0 I VTEC-L	2004	1.050	167,000,000	175,350,000
2012	103167 00303	MINIBUS	HONDA	TN 360	1980	1.050	3,000,000	3,150,000
2013	103177 00077	MINIBUS	HYUNDAI	ATOZ 1.1 G AT	2009	1.050	85,000,000	89,250,000
2014	103177 00077	MINIBUS	HYUNDAI	ATOZ 1.1 G AT	2008	1.050	77,000,000	80,850,000
2015	103177 00077	MINIBUS	HYUNDAI	ATOZ 1.1 G AT	2007	1.050	66,000,000	69,300,000
2016	103177 00077	MINIBUS	HYUNDAI	ATOZ 1.1 G AT	2006	1.050	62,000,000	65,100,000
2017	103177 00077	MINIBUS	HYUNDAI	ATOZ 1.1 G AT	2005	1.050	60,000,000	63,000,000
2018	103177 00079	MINIBUS	HYUNDAI	ATOZ 1.1 GLS AT	2008	1.050	87,000,000	91,350,000
2019	103177 00079	MINIBUS	HYUNDAI	ATOZ 1.1 GLS AT	2007	1.050	69,000,000	72,450,000
2020	103177 00079	MINIBUS	HYUNDAI	ATOZ 1.1 GLS AT	2006	1.050	65,000,000	68,250,000
2021	103177 00079	MINIBUS	HYUNDAI	ATOZ 1.1 GLS AT	2005	1.050	62,000,000	65,100,000
2022	103177 00080	MINIBUS	HYUNDAI	ATOZ 1.1 GLS MT	2009	1.050	84,000,000	88,200,000
2023	103177 00080	MINIBUS	HYUNDAI	ATOZ 1.1 GLS MT	2008	1.050	76,000,000	79,800,000
2024	103177 00080	MINIBUS	HYUNDAI	ATOZ 1.1 GLS MT	2007	1.050	64,000,000	67,200,000
2025	103177 00080	MINIBUS	HYUNDAI	ATOZ 1.1 GLS MT	2006	1.050	61,000,000	64,050,000
2026	103177 00080	MINIBUS	HYUNDAI	ATOZ 1.1 GLS MT	2005	1.050	57,000,000	59,850,000
2027	103177 00081	MINIBUS	HYUNDAI	ATOZ 1.1 GLX MT	2005	1.050	62,000,000	65,100,000
2028	103177 00078	MINIBUS	HYUNDAI	ATOZ 1.1 G MT	2009	1.050	79,000,000	82,950,000
2029	103177 00078	MINIBUS	HYUNDAI	ATOZ 1.1 G MT	2008	1.050	71,000,000	74,550,000
2030	103177 00078	MINIBUS	HYUNDAI	ATOZ 1.1 G MT	2007	1.050	62,000,000	65,100,000
2031	103177 00078	MINIBUS	HYUNDAI	ATOZ 1.1 G MT	2006	1.050	59,000,000	61,950,000
2032	103177 00078	MINIBUS	HYUNDAI	ATOZ 1.1 G MT	2005	1.050	52,000,000	54,600,000
2033	103177 00082	MINIBUS	HYUNDAI	ATOZ G AT	2009	1.050	79,000,000	82,950,000
2034	103177 00082	MINIBUS	HYUNDAI	ATOZ G AT	2008	1.050	71,000,000	74,550,000
2035	103177 00082	MINIBUS	HYUNDAI	ATOZ G AT	2007	1.050	66,000,000	69,300,000
2036	103177 00082	MINIBUS	HYUNDAI	ATOZ G AT	2006	1.050	61,000,000	64,050,000
2037	103177 00082	MINIBUS	HYUNDAI	ATOZ G AT	2005	1.050	60,000,000	63,000,000
2038	103177 00082	MINIBUS	HYUNDAI	ATOZ G AT	2004	1.050	54,000,000	56,700,000
2039	103177 00082	MINIBUS	HYUNDAI	ATOZ G AT	2003	1.050	49,000,000	51,450,000
2040	103177 00082	MINIBUS	HYUNDAI	ATOZ G AT	2002	1.050	47,000,000	49,350,000
2041	103177 00084	MINIBUS	HYUNDAI	ATOZ GL AT	2004	1.050	54,000,000	56,700,000
2042	103177 00084	MINIBUS	HYUNDAI	ATOZ GL AT	2003	1.050	48,000,000	50,400,000
2043	103177 00084	MINIBUS	HYUNDAI	ATOZ GL AT	2002	1.050	47,000,000	49,350,000
2044	103177 00085	MINIBUS	HYUNDAI	ATOZ GL MT	2004	1.050	50,000,000	52,500,000
2045	103177 00085	MINIBUS	HYUNDAI	ATOZ GL MT	2003	1.050	46,000,000	48,300,000
2046	103177 00085	MINIBUS	HYUNDAI	ATOZ GL MT	2002	1.050	45,000,000	47,250,000
2047	103177 00075	MINIBUS	HYUNDAI	ATOZ GLS AT	2005	1.050	63,000,000	66,150,000
2048	103177 00075	MINIBUS	HYUNDAI	ATOZ GLS AT	2004	1.050	56,000,000	58,800,000
2049	103177 00075	MINIBUS	HYUNDAI	ATOZ GLS AT	2003	1.050	51,000,000	53,550,000
2050	103177 00075	MINIBUS	HYUNDAI	ATOZ GLS AT	2002	1.050	49,000,000	51,450,000
2051	103177 00075	MINIBUS	HYUNDAI	ATOZ GLS AT	2001	1.050	48,000,000	50,400,000
2052	103177 00075	MINIBUS	HYUNDAI	ATOZ GLS AT	2000	1.050	45,000,000	47,250,000
2053	103177 00075	MINIBUS	HYUNDAI	ATOZ GLS AT	1999	1.050	42,000,000	44,100,000
2054	103177 00076	MINIBUS	HYUNDAI	ATOZ GLS MT	2005	1.050	58,000,000	60,900,000
2055	103177 00076	MINIBUS	HYUNDAI	ATOZ GLS MT	2004	1.050	52,000,000	54,600,000
2056	103177 00076	MINIBUS	HYUNDAI	ATOZ GLS MT	2003	1.050	47,000,000	49,350,000
2057	103177 00076	MINIBUS	HYUNDAI	ATOZ GLS MT	2002	1.050	46,000,000	48,300,000
2058	103177 00076	MINIBUS	HYUNDAI	ATOZ GLS MT	2001	1.050	44,000,000	46,200,000
2059	103177 00076	MINIBUS	HYUNDAI	ATOZ GLS MT	2000	1.050	40,000,000	42,000,000
2060	103177 00076	MINIBUS	HYUNDAI	ATOZ GLS MT	1999	1.050	39,000,000	40,950,000
2061	103177 00083	MINIBUS	HYUNDAI	ATOZ G MT	2009	1.050	74,000,000	77,700,000
2062	103177 00083	MINIBUS	HYUNDAI	ATOZ G MT	2008	1.050	67,000,000	70,350,000
2063	103177 00083	MINIBUS	HYUNDAI	ATOZ G MT	2007	1.050	61,000,000	64,050,000
2064	103177 00083	MINIBUS	HYUNDAI	ATOZ G MT	2006	1.050	56,000,000	58,800,000
2065	103177 00083	MINIBUS	HYUNDAI	ATOZ G MT	2005	1.050	55,000,000	57,750,000
2066	103177 00083	MINIBUS	HYUNDAI	ATOZ G MT	2004	1.050	49,000,000	51,450,000

NO	KODING	JENIS	MEREK	TIPE	TH BUAT	BOBOT	NJKB	DP PKB
1	2	3	4	5	6	7	8	9
2067	103177 00083	MINIBUS	HYUNDAI	ATOZ G MT	2003	1.050	46,000,000	48,300,000
2068	103177 00083	MINIBUS	HYUNDAI	ATOZ G MT	2002	1.050	45,000,000	47,250,000
2069	103177 00086	MINIBUS	HYUNDAI	AVEGA 1.5 A/T	2015	1.050	99,000,000	103,950,000
2070	103177 00086	MINIBUS	HYUNDAI	AVEGA 1.5 A/T	2014	1.050	95,000,000	99,750,000
2071	103177 00086	MINIBUS	HYUNDAI	AVEGA 1.5 A/T	2013	1.050	89,000,000	93,450,000
2072	103177 00086	MINIBUS	HYUNDAI	AVEGA 1.5 A/T	2012	1.050	86,000,000	90,300,000
2073	103177 00086	MINIBUS	HYUNDAI	AVEGA 1.5 A/T	2011	1.050	83,000,000	87,150,000
2074	103177 00086	MINIBUS	HYUNDAI	AVEGA 1.5 A/T	2010	1.050	80,000,000	84,000,000
2075	103177 00086	MINIBUS	HYUNDAI	AVEGA 1.5 A/T	2009	1.050	77,000,000	80,850,000
2076	103177 00086	MINIBUS	HYUNDAI	AVEGA 1.5 A/T	2008	1.050	72,000,000	75,600,000
2077	103177 00086	MINIBUS	HYUNDAI	AVEGA 1.5 A/T	2007	1.050	69,000,000	72,450,000
2078	103177 00087	MINIBUS	HYUNDAI	AVEGA 1.5 M/T	2019	1.050	98,000,000	102,900,000
2079	103177 00087	MINIBUS	HYUNDAI	AVEGA 1.5 M/T	2018	1.050	94,000,000	98,700,000
2080	103177 00087	MINIBUS	HYUNDAI	AVEGA 1.5 M/T	2015	1.050	80,000,000	84,000,000
2081	103177 00087	MINIBUS	HYUNDAI	AVEGA 1.5 M/T	2014	1.050	76,000,000	79,800,000
2082	103177 00087	MINIBUS	HYUNDAI	AVEGA 1.5 M/T	2013	1.050	73,000,000	76,650,000
2083	103177 00087	MINIBUS	HYUNDAI	AVEGA 1.5 M/T	2012	1.050	70,000,000	73,500,000
2084	103177 00087	MINIBUS	HYUNDAI	AVEGA 1.5 M/T	2011	1.050	67,000,000	70,350,000
2085	103177 00087	MINIBUS	HYUNDAI	AVEGA 1.5 M/T	2010	1.050	64,000,000	67,200,000
2086	103177 00087	MINIBUS	HYUNDAI	AVEGA 1.5 M/T	2009	1.050	61,000,000	64,050,000
2087	103177 00087	MINIBUS	HYUNDAI	AVEGA 1.5 M/T	2008	1.050	58,000,000	60,900,000
2088	103177 00087	MINIBUS	HYUNDAI	AVEGA 1.5 M/T	2007	1.050	56,000,000	58,800,000
2089	103177 00088	MINIBUS	HYUNDAI	CARGO VAN 4X2 GRACE MANUAL	2003	1.050	111,000,000	116,550,000
2090	103177 00089	MINIBUS	HYUNDAI	GETZ 1.3 AT	2008	1.050	98,000,000	102,900,000
2091	103177 00089	MINIBUS	HYUNDAI	GETZ 1.3 AT	2007	1.050	91,000,000	95,550,000
2092	103177 00089	MINIBUS	HYUNDAI	GETZ 1.3 AT	2006	1.050	85,000,000	89,250,000
2093	103177 00089	MINIBUS	HYUNDAI	GETZ 1.3 AT	2005	1.050	80,000,000	84,000,000
2094	103177 00089	MINIBUS	HYUNDAI	GETZ 1.3 AT	2004	1.050	71,000,000	74,550,000
2095	103177 00089	MINIBUS	HYUNDAI	GETZ 1.3 AT	2003	1.050	64,000,000	67,200,000
2096	103177 00090	MINIBUS	HYUNDAI	GETZ 1.3 G AT	2007	1.050	95,000,000	99,750,000
2097	103177 00090	MINIBUS	HYUNDAI	GETZ 1.3 G AT	2006	1.050	90,000,000	94,500,000
2098	103177 00090	MINIBUS	HYUNDAI	GETZ 1.3 G AT	2005	1.050	84,000,000	88,200,000
2099	103177 00090	MINIBUS	HYUNDAI	GETZ 1.3 G AT	2004	1.050	80,000,000	84,000,000
2100	103177 00092	MINIBUS	HYUNDAI	GETZ 1.3 GL AT	2006	1.050	92,000,000	96,600,000
2101	103177 00092	MINIBUS	HYUNDAI	GETZ 1.3 GL AT	2005	1.050	86,000,000	90,300,000
2102	103177 00092	MINIBUS	HYUNDAI	GETZ 1.3 GL AT	2004	1.050	81,000,000	85,050,000
2103	103177 00093	MINIBUS	HYUNDAI	GETZ 1.3 GL LIMITED AT	2005	1.050	96,000,000	100,800,000
2104	103177 00094	MINIBUS	HYUNDAI	GETZ 1.3 GL LIMITED MT	2005	1.050	91,000,000	95,550,000
2105	103177 00095	MINIBUS	HYUNDAI	GETZ 1.3 GL MT	2006	1.050	74,000,000	77,700,000
2106	103177 00095	MINIBUS	HYUNDAI	GETZ 1.3 GL MT	2005	1.050	67,000,000	70,350,000
2107	103177 00095	MINIBUS	HYUNDAI	GETZ 1.3 GL MT	2004	1.050	60,000,000	63,000,000
2108	103177 00091	MINIBUS	HYUNDAI	GETZ 1.3 G MT	2006	1.050	68,000,000	71,400,000
2109	103177 00091	MINIBUS	HYUNDAI	GETZ 1.3 G MT	2005	1.050	63,000,000	66,150,000
2110	103177 00091	MINIBUS	HYUNDAI	GETZ 1.3 G MT	2004	1.050	60,000,000	63,000,000
2111	103177 00096	MINIBUS	HYUNDAI	GETZ 1.3 MT	2008	1.050	76,000,000	79,800,000
2112	103177 00096	MINIBUS	HYUNDAI	GETZ 1.3 MT	2007	1.050	70,000,000	73,500,000
2113	103177 00096	MINIBUS	HYUNDAI	GETZ 1.3 MT	2006	1.050	66,000,000	69,300,000
2114	103177 00096	MINIBUS	HYUNDAI	GETZ 1.3 MT	2005	1.050	62,000,000	65,100,000
2115	103177 00096	MINIBUS	HYUNDAI	GETZ 1.3 MT	2004	1.050	58,000,000	60,900,000
2116	103177 00096	MINIBUS	HYUNDAI	GETZ 1.3 MT	2003	1.050	52,000,000	54,600,000
2117	103177 00097	MINIBUS	HYUNDAI	GETZ 1.4 3DR A/T	2010	1.050	138,000,000	144,900,000
2118	103177 00097	MINIBUS	HYUNDAI	GETZ 1.4 3DR A/T	2009	1.050	131,000,000	137,550,000
2119	103177 00097	MINIBUS	HYUNDAI	GETZ 1.4 3DR A/T	2008	1.050	119,000,000	124,950,000
2120	103177 00097	MINIBUS	HYUNDAI	GETZ 1.4 3DR A/T	2007	1.050	95,000,000	99,750,000
2121	103177 00098	MINIBUS	HYUNDAI	GETZ 1.4 A/T	2010	1.050	131,000,000	137,550,000
2122	103177 00098	MINIBUS	HYUNDAI	GETZ 1.4 A/T	2009	1.050	125,000,000	131,250,000
2123	103177 00098	MINIBUS	HYUNDAI	GETZ 1.4 A/T	2008	1.050	114,000,000	119,700,000
2124	103177 00098	MINIBUS	HYUNDAI	GETZ 1.4 A/T	2007	1.050	96,000,000	100,800,000
2125	103177 00098	MINIBUS	HYUNDAI	GETZ 1.4 A/T	2006	1.050	88,000,000	92,400,000
2126	103177 00098	MINIBUS	HYUNDAI	GETZ 1.4 A/T	2005	1.050	84,000,000	88,200,000
2127	103177 00099	MINIBUS	HYUNDAI	GETZ 1.4 M/T	2010	1.050	121,000,000	127,050,000
2128	103177 00099	MINIBUS	HYUNDAI	GETZ 1.4 M/T	2009	1.050	115,000,000	120,750,000
2129	103177 00099	MINIBUS	HYUNDAI	GETZ 1.4 M/T	2008	1.050	96,000,000	100,800,000
2130	103177 00099	MINIBUS	HYUNDAI	GETZ 1.4 M/T	2007	1.050	87,000,000	91,350,000
2131	103177 00099	MINIBUS	HYUNDAI	GETZ 1.4 M/T	2006	1.050	80,000,000	84,000,000
2132	103177 00099	MINIBUS	HYUNDAI	GETZ 1.4 M/T	2005	1.050	62,000,000	65,100,000
2133	103177 00100	MINIBUS	HYUNDAI	GRACE H 100 MT	2006	1.050	113,000,000	118,650,000
2134	103177 00100	MINIBUS	HYUNDAI	GRACE H 100 MT	2005	1.050	109,000,000	114,450,000
2135	103177 00100	MINIBUS	HYUNDAI	GRACE H 100 MT	2004	1.050	102,000,000	107,100,000
2136	103177 00100	MINIBUS	HYUNDAI	GRACE H 100 MT	2003	1.050	97,000,000	101,850,000
2137	103177 00100	MINIBUS	HYUNDAI	GRACE H 100 MT	2002	1.050	95,000,000	99,750,000
2138	103177 00100	MINIBUS	HYUNDAI	GRACE H 100 MT	2001	1.050	93,000,000	97,650,000
2139	103177 00100	MINIBUS	HYUNDAI	GRACE H 100 MT	2000	1.050	90,000,000	94,500,000
2140	103177 00101	MINIBUS	HYUNDAI	GRAND AVEGA 1.4 A/T	2019	1.050	140,000,000	147,000,000
2141	103177 00101	MINIBUS	HYUNDAI	GRAND AVEGA 1.4 A/T	2018	1.050	133,000,000	139,650,000
2142	103177 00101	MINIBUS	HYUNDAI	GRAND AVEGA 1.4 A/T	2017	1.050	127,000,000	133,350,000
2143	103177 00101	MINIBUS	HYUNDAI	GRAND AVEGA 1.4 A/T	2016	1.050	121,000,000	127,050,000
2144	103177 00101	MINIBUS	HYUNDAI	GRAND AVEGA 1.4 A/T	2015	1.050	115,000,000	120,750,000
2145	103177 00101	MINIBUS	HYUNDAI	GRAND AVEGA 1.4 A/T	2014	1.050	110,000,000	115,500,000
2146	103177 00101	MINIBUS	HYUNDAI	GRAND AVEGA 1.4 A/T	2013	1.050	105,000,000	110,250,000
2147	103177 00101	MINIBUS	HYUNDAI	GRAND AVEGA 1.4 A/T	2012	1.050	100,000,000	105,000,000
2148	103177 00101	MINIBUS	HYUNDAI	GRAND AVEGA 1.4 A/T	2011	1.050	95,000,000	99,750,000
2149	103177 00102	MINIBUS	HYUNDAI	GRAND AVEGA 1.4 A/T NE	2019	1.050	101,000,000	106,050,000
2150	103177 00102	MINIBUS	HYUNDAI	GRAND AVEGA 1.4 A/T NE	2018	1.050	96,000,000	100,800,000
2151	103177 00102	MINIBUS	HYUNDAI	GRAND AVEGA 1.4 A/T NE	2017	1.050	92,000,000	96,600,000
2152	103177 00102	MINIBUS	HYUNDAI	GRAND AVEGA 1.4 A/T NE	2016	1.050	88,000,000	92,400,000
2153	103177 00102	MINIBUS	HYUNDAI	GRAND AVEGA 1.4 A/T NE	2015	1.050	84,000,000	88,200,000
2154	103177 00102	MINIBUS	HYUNDAI	GRAND AVEGA 1.4 A/T NE	2014	1.050	80,000,000	84,000,000
2155	103177 00102	MINIBUS	HYUNDAI	GRAND AVEGA 1.4 A/T NE	2013	1.050	76,000,000	79,800,000
2156	103177 00103	MINIBUS	HYUNDAI	GRAND AVEGA 1.4 M/T	2019	1.050	131,000,000	137,550,000

NO	KODING	JENIS	MEREK	TIPE	TH BUAT	BOBOT	NJKB	DP PKB
1	2	3	4	5	6	7	8	9
2157	103177 00103	MINIBUS	HYUNDAI	GRAND AVEGA 1.4 M/T	2018	1.050	125,000,000	131,250,000
2158	103177 00103	MINIBUS	HYUNDAI	GRAND AVEGA 1.4 M/T	2017	1.050	119,000,000	124,950,000
2159	103177 00103	MINIBUS	HYUNDAI	GRAND AVEGA 1.4 M/T	2016	1.050	114,000,000	119,700,000
2160	103177 00103	MINIBUS	HYUNDAI	GRAND AVEGA 1.4 M/T	2015	1.050	109,000,000	114,450,000
2161	103177 00103	MINIBUS	HYUNDAI	GRAND AVEGA 1.4 M/T	2014	1.050	104,000,000	109,200,000
2162	103177 00103	MINIBUS	HYUNDAI	GRAND AVEGA 1.4 M/T	2013	1.050	99,000,000	103,950,000
2163	103177 00103	MINIBUS	HYUNDAI	GRAND AVEGA 1.4 M/T	2012	1.050	95,000,000	99,750,000
2164	103177 00103	MINIBUS	HYUNDAI	GRAND AVEGA 1.4 M/T	2011	1.050	91,000,000	95,550,000
2165	103177 00104	MINIBUS	HYUNDAI	GRAND AVEGA 1.4 M/T NE	2019	1.050	92,000,000	96,600,000
2166	103177 00104	MINIBUS	HYUNDAI	GRAND AVEGA 1.4 M/T NE	2018	1.050	88,000,000	92,400,000
2167	103177 00104	MINIBUS	HYUNDAI	GRAND AVEGA 1.4 M/T NE	2017	1.050	84,000,000	88,200,000
2168	103177 00104	MINIBUS	HYUNDAI	GRAND AVEGA 1.4 M/T NE	2016	1.050	80,000,000	84,000,000
2169	103177 00104	MINIBUS	HYUNDAI	GRAND AVEGA 1.4 M/T NE	2015	1.050	76,000,000	79,800,000
2170	103177 00104	MINIBUS	HYUNDAI	GRAND AVEGA 1.4 M/T NE	2014	1.050	73,000,000	76,650,000
2171	103177 00104	MINIBUS	HYUNDAI	GRAND AVEGA 1.4 M/T NE	2013	1.050	70,000,000	73,500,000
2172	103177 00105	MINIBUS	HYUNDAI	GRAND I 10 A/T	2019	1.050	152,000,000	159,600,000
2173	103177 00105	MINIBUS	HYUNDAI	GRAND I 10 A/T	2018	1.050	145,000,000	152,250,000
2174	103177 00105	MINIBUS	HYUNDAI	GRAND I 10 A/T	2017	1.050	138,000,000	144,900,000
2175	103177 00105	MINIBUS	HYUNDAI	GRAND I 10 A/T	2016	1.050	132,000,000	138,600,000
2176	103177 00105	MINIBUS	HYUNDAI	GRAND I 10 A/T	2015	1.050	126,000,000	132,300,000
2177	103177 00105	MINIBUS	HYUNDAI	GRAND I 10 A/T	2014	1.050	120,000,000	126,000,000
2178	103177 00106	MINIBUS	HYUNDAI	GRAND I 10 M/T	2019	1.050	135,000,000	141,750,000
2179	103177 00106	MINIBUS	HYUNDAI	GRAND I 10 M/T	2018	1.050	129,000,000	135,450,000
2180	103177 00106	MINIBUS	HYUNDAI	GRAND I 10 M/T	2017	1.050	123,000,000	129,150,000
2181	103177 00106	MINIBUS	HYUNDAI	GRAND I 10 M/T	2016	1.050	117,000,000	122,850,000
2182	103177 00106	MINIBUS	HYUNDAI	GRAND I 10 M/T	2015	1.050	112,000,000	117,600,000
2183	103177 00106	MINIBUS	HYUNDAI	GRAND I 10 M/T	2014	1.050	107,000,000	112,350,000
2184	103177 00107	MINIBUS	HYUNDAI	H-1 2.4 A/T	2019	1.050	382,000,000	401,100,000
2185	103177 00107	MINIBUS	HYUNDAI	H-1 2.4 A/T	2018	1.050	363,000,000	381,150,000
2186	103177 00107	MINIBUS	HYUNDAI	H-1 2.4 A/T	2017	1.050	345,000,000	362,250,000
2187	103177 00107	MINIBUS	HYUNDAI	H-1 2.4 A/T	2016	1.050	328,000,000	344,400,000
2188	103177 00107	MINIBUS	HYUNDAI	H-1 2.4 A/T	2015	1.050	312,000,000	327,600,000
2189	103177 00107	MINIBUS	HYUNDAI	H-1 2.4 A/T	2014	1.050	297,000,000	311,850,000
2190	103177 00107	MINIBUS	HYUNDAI	H-1 2.4 A/T	2013	1.050	283,000,000	297,150,000
2191	103177 00107	MINIBUS	HYUNDAI	H-1 2.4 A/T	2012	1.050	269,000,000	282,450,000
2192	103177 00107	MINIBUS	HYUNDAI	H-1 2.4 A/T	2011	1.050	256,000,000	268,800,000
2193	103177 00107	MINIBUS	HYUNDAI	H-1 2.4 A/T	2010	1.050	244,000,000	256,200,000
2194	103177 00107	MINIBUS	HYUNDAI	H-1 2.4 A/T	2009	1.050	232,000,000	243,600,000
2195	103177 00107	MINIBUS	HYUNDAI	H-1 2.4 A/T	2008	1.050	221,000,000	232,050,000
2196	103177 00108	MINIBUS	HYUNDAI	H-1 2.4 MT	2010	1.050	262,000,000	275,100,000
2197	103177 00108	MINIBUS	HYUNDAI	H-1 2.4 MT	2009	1.050	229,000,000	240,450,000
2198	103177 00108	MINIBUS	HYUNDAI	H-1 2.4 MT	2008	1.050	182,000,000	191,100,000
2199	103177 00109	MINIBUS	HYUNDAI	H-1 2.5 CRDI A/T	2019	1.050	406,000,000	426,300,000
2200	103177 00109	MINIBUS	HYUNDAI	H-1 2.5 CRDI A/T	2018	1.050	386,000,000	405,300,000
2201	103177 00109	MINIBUS	HYUNDAI	H-1 2.5 CRDI A/T	2017	1.050	367,000,000	385,350,000
2202	103177 00109	MINIBUS	HYUNDAI	H-1 2.5 CRDI A/T	2016	1.050	349,000,000	366,450,000
2203	103177 00109	MINIBUS	HYUNDAI	H-1 2.5 CRDI A/T	2015	1.050	332,000,000	348,600,000
2204	103177 00109	MINIBUS	HYUNDAI	H-1 2.5 CRDI A/T	2014	1.050	316,000,000	331,800,000
2205	103177 00109	MINIBUS	HYUNDAI	H-1 2.5 CRDI A/T	2013	1.050	301,000,000	316,050,000
2206	103177 00109	MINIBUS	HYUNDAI	H-1 2.5 CRDI A/T	2012	1.050	286,000,000	300,300,000
2207	103177 00109	MINIBUS	HYUNDAI	H-1 2.5 CRDI A/T	2011	1.050	272,000,000	285,600,000
2208	103177 00109	MINIBUS	HYUNDAI	H-1 2.5 CRDI A/T	2010	1.050	259,000,000	271,950,000
2209	103177 00110	MINIBUS	HYUNDAI	H-1 2.5 CRDI M/T	2019	1.050	381,000,000	400,050,000
2210	103177 00110	MINIBUS	HYUNDAI	H-1 2.5 CRDI M/T	2018	1.050	362,000,000	380,100,000
2211	103177 00110	MINIBUS	HYUNDAI	H-1 2.5 CRDI M/T	2017	1.050	344,000,000	361,200,000
2212	103177 00110	MINIBUS	HYUNDAI	H-1 2.5 CRDI M/T	2016	1.050	327,000,000	343,350,000
2213	103177 00110	MINIBUS	HYUNDAI	H-1 2.5 CRDI M/T	2015	1.050	311,000,000	326,550,000
2214	103177 00110	MINIBUS	HYUNDAI	H-1 2.5 CRDI M/T	2014	1.050	296,000,000	310,800,000
2215	103177 00110	MINIBUS	HYUNDAI	H-1 2.5 CRDI M/T	2013	1.050	282,000,000	296,100,000
2216	103177 00110	MINIBUS	HYUNDAI	H-1 2.5 CRDI M/T	2012	1.050	268,000,000	281,400,000
2217	103177 00110	MINIBUS	HYUNDAI	H-1 2.5 CRDI M/T	2011	1.050	255,000,000	267,750,000
2218	103177 00110	MINIBUS	HYUNDAI	H-1 2.5 CRDI M/T	2010	1.050	243,000,000	255,150,000
2219	103177 00111	MINIBUS	HYUNDAI	H-1 CLASSIC 2.5 DIESEL MT	2019	1.050	382,000,000	401,100,000
2220	103177 00111	MINIBUS	HYUNDAI	H-1 CLASSIC 2.5 DIESEL MT	2018	1.050	363,000,000	381,150,000
2221	103177 00111	MINIBUS	HYUNDAI	H-1 CLASSIC 2.5 DIESEL MT	2017	1.050	345,000,000	362,250,000
2222	103177 00111	MINIBUS	HYUNDAI	H-1 CLASSIC 2.5 DIESEL MT	2016	1.050	328,000,000	344,400,000
2223	103177 00111	MINIBUS	HYUNDAI	H-1 CLASSIC 2.5 DIESEL MT	2015	1.050	312,000,000	327,600,000
2224	103177 00111	MINIBUS	HYUNDAI	H-1 CLASSIC 2.5 DIESEL MT	2014	1.050	297,000,000	311,850,000
2225	103177 00111	MINIBUS	HYUNDAI	H-1 CLASSIC 2.5 DIESEL MT	2013	1.050	283,000,000	297,150,000
2226	103177 00111	MINIBUS	HYUNDAI	H-1 CLASSIC 2.5 DIESEL MT	2012	1.050	269,000,000	282,450,000
2227	103177 00115	MINIBUS	HYUNDAI	I - 10 1.1 A/T	2019	1.050	150,000,000	157,500,000
2228	103177 00115	MINIBUS	HYUNDAI	I - 10 1.1 A/T	2018	1.050	143,000,000	150,150,000
2229	103177 00115	MINIBUS	HYUNDAI	I - 10 1.1 A/T	2017	1.050	136,000,000	142,800,000
2230	103177 00115	MINIBUS	HYUNDAI	I - 10 1.1 A/T	2016	1.050	130,000,000	136,500,000
2231	103177 00115	MINIBUS	HYUNDAI	I - 10 1.1 A/T	2015	1.050	124,000,000	130,200,000
2232	103177 00115	MINIBUS	HYUNDAI	I - 10 1.1 A/T	2014	1.050	118,000,000	123,900,000
2233	103177 00115	MINIBUS	HYUNDAI	I - 10 1.1 A/T	2013	1.050	113,000,000	118,650,000
2234	103177 00115	MINIBUS	HYUNDAI	I - 10 1.1 A/T	2012	1.050	108,000,000	113,400,000
2235	103177 00115	MINIBUS	HYUNDAI	I - 10 1.1 A/T	2011	1.050	103,000,000	108,150,000
2236	103177 00115	MINIBUS	HYUNDAI	I - 10 1.1 A/T	2010	1.050	98,000,000	102,900,000
2237	103177 00115	MINIBUS	HYUNDAI	I - 10 1.1 A/T	2009	1.050	94,000,000	98,700,000
2238	103177 00115	MINIBUS	HYUNDAI	I - 10 1.1 A/T	2008	1.050	90,000,000	94,500,000
2239	103177 00116	MINIBUS	HYUNDAI	I - 10 1.1 M/T	2019	1.050	133,000,000	139,650,000
2240	103177 00116	MINIBUS	HYUNDAI	I - 10 1.1 M/T	2018	1.050	127,000,000	133,350,000
2241	103177 00116	MINIBUS	HYUNDAI	I - 10 1.1 M/T	2017	1.050	121,000,000	127,050,000
2242	103177 00116	MINIBUS	HYUNDAI	I - 10 1.1 M/T	2016	1.050	115,000,000	120,750,000
2243	103177 00116	MINIBUS	HYUNDAI	I - 10 1.1 M/T	2015	1.050	110,000,000	115,500,000
2244	103177 00116	MINIBUS	HYUNDAI	I - 10 1.1 M/T	2014	1.050	105,000,000	110,250,000
2245	103177 00116	MINIBUS	HYUNDAI	I - 10 1.1 M/T	2013	1.050	100,000,000	105,000,000
2246	103177 00116	MINIBUS	HYUNDAI	I - 10 1.1 M/T	2012	1.050	95,000,000	99,750,000

NO	KODING	JENIS	MEREK	TIPE	TH BUAT	BOBOT	NJKB	DP PKB
1	2	3	4	5	6	7	8	9
2247	103177 00116	MINIBUS	HYUNDAI	I - 10 1.1 M/T	2011	1.050	91,000,000	95,550,000
2248	103177 00116	MINIBUS	HYUNDAI	I - 10 1.1 M/T	2010	1.050	87,000,000	91,350,000
2249	103177 00116	MINIBUS	HYUNDAI	I - 10 1.1 M/T	2009	1.050	83,000,000	87,150,000
2250	103177 00116	MINIBUS	HYUNDAI	I - 10 1.1 M/T	2008	1.050	79,000,000	82,950,000
2251	103177 00112	MINIBUS	HYUNDAI	I - 20 1.4 A/T	2019	1.050	208,000,000	218,400,000
2252	103177 00112	MINIBUS	HYUNDAI	I - 20 1.4 A/T	2018	1.050	198,000,000	207,900,000
2253	103177 00112	MINIBUS	HYUNDAI	I - 20 1.4 A/T	2017	1.050	189,000,000	198,450,000
2254	103177 00112	MINIBUS	HYUNDAI	I - 20 1.4 A/T	2016	1.050	180,000,000	189,000,000
2255	103177 00112	MINIBUS	HYUNDAI	I - 20 1.4 A/T	2015	1.050	171,000,000	179,550,000
2256	103177 00112	MINIBUS	HYUNDAI	I - 20 1.4 A/T	2014	1.050	163,000,000	171,150,000
2257	103177 00112	MINIBUS	HYUNDAI	I - 20 1.4 A/T	2013	1.050	155,000,000	162,750,000
2258	103177 00112	MINIBUS	HYUNDAI	I - 20 1.4 A/T	2012	1.050	148,000,000	155,400,000
2259	103177 00112	MINIBUS	HYUNDAI	I - 20 1.4 A/T	2011	1.050	141,000,000	148,050,000
2260	103177 00112	MINIBUS	HYUNDAI	I - 20 1.4 A/T	2010	1.050	134,000,000	140,700,000
2261	103177 00112	MINIBUS	HYUNDAI	I - 20 1.4 A/T	2009	1.050	128,000,000	134,400,000
2262	103177 00113	MINIBUS	HYUNDAI	i - 20 1.4 CRDi M/T	2015	1.050	146,000,000	153,300,000
2263	103177 00113	MINIBUS	HYUNDAI	i - 20 1.4 CRDi M/T	2014	1.050	139,000,000	145,950,000
2264	103177 00113	MINIBUS	HYUNDAI	i - 20 1.4 CRDi M/T	2013	1.050	133,000,000	139,650,000
2265	103177 00113	MINIBUS	HYUNDAI	i - 20 1.4 CRDi M/T	2012	1.050	125,000,000	131,250,000
2266	103177 00113	MINIBUS	HYUNDAI	i - 20 1.4 CRDi M/T	2011	1.050	121,000,000	127,050,000
2267	103177 00113	MINIBUS	HYUNDAI	i - 20 1.4 CRDi M/T	2010	1.050	116,000,000	121,800,000
2268	103177 00113	MINIBUS	HYUNDAI	i - 20 1.4 CRDi M/T	2009	1.050	109,000,000	114,450,000
2269	103177 00114	MINIBUS	HYUNDAI	I - 20 1.4 M/T	2019	1.050	193,000,000	202,650,000
2270	103177 00114	MINIBUS	HYUNDAI	I - 20 1.4 M/T	2018	1.050	184,000,000	193,200,000
2271	103177 00114	MINIBUS	HYUNDAI	I - 20 1.4 M/T	2017	1.050	175,000,000	183,750,000
2272	103177 00114	MINIBUS	HYUNDAI	I - 20 1.4 M/T	2016	1.050	167,000,000	175,350,000
2273	103177 00114	MINIBUS	HYUNDAI	I - 20 1.4 M/T	2015	1.050	159,000,000	166,950,000
2274	103177 00114	MINIBUS	HYUNDAI	I - 20 1.4 M/T	2014	1.050	152,000,000	159,600,000
2275	103177 00114	MINIBUS	HYUNDAI	I - 20 1.4 M/T	2013	1.050	145,000,000	152,250,000
2276	103177 00114	MINIBUS	HYUNDAI	I - 20 1.4 M/T	2012	1.050	138,000,000	144,900,000
2277	103177 00114	MINIBUS	HYUNDAI	I - 20 1.4 M/T	2011	1.050	132,000,000	138,600,000
2278	103177 00114	MINIBUS	HYUNDAI	I - 20 1.4 M/T	2010	1.050	126,000,000	132,300,000
2279	103177 00114	MINIBUS	HYUNDAI	I - 20 1.4 M/T	2009	1.050	120,000,000	126,000,000
2280	103177 00168	MINIBUS	HYUNDAI	KONA 2.0 A/T	2019	1.050	218,000,000	228,900,000
2281	103177 00117	MINIBUS	HYUNDAI	MATRIX 1.6 AT	2007	1.050	124,000,000	130,200,000
2282	103177 00117	MINIBUS	HYUNDAI	MATRIX 1.6 AT	2006	1.050	119,000,000	124,950,000
2283	103177 00117	MINIBUS	HYUNDAI	MATRIX 1.6 AT	2005	1.050	106,000,000	111,300,000
2284	103177 00117	MINIBUS	HYUNDAI	MATRIX 1.6 AT	2004	1.050	98,000,000	102,900,000
2285	103177 00117	MINIBUS	HYUNDAI	MATRIX 1.6 AT	2003	1.050	88,000,000	92,400,000
2286	103177 00117	MINIBUS	HYUNDAI	MATRIX 1.6 AT	2002	1.050	85,000,000	89,250,000
2287	103177 00117	MINIBUS	HYUNDAI	MATRIX 1.6 AT	2001	1.050	73,000,000	76,650,000
2288	103177 00118	MINIBUS	HYUNDAI	MATRIX 1.6 G AT	2004	1.050	86,000,000	90,300,000
2289	103177 00118	MINIBUS	HYUNDAI	MATRIX 1.6 G AT	2003	1.050	79,000,000	82,950,000
2290	103177 00118	MINIBUS	HYUNDAI	MATRIX 1.6 G AT	2002	1.050	75,000,000	78,750,000
2291	103177 00119	MINIBUS	HYUNDAI	MATRIX 1.6 GL AT	2006	1.050	128,000,000	134,400,000
2292	103177 00119	MINIBUS	HYUNDAI	MATRIX 1.6 GL AT	2005	1.050	103,000,000	108,150,000
2293	103177 00119	MINIBUS	HYUNDAI	MATRIX 1.6 GL AT	2004	1.050	94,000,000	98,700,000
2294	103177 00119	MINIBUS	HYUNDAI	MATRIX 1.6 GL AT	2003	1.050	85,000,000	89,250,000
2295	103177 00119	MINIBUS	HYUNDAI	MATRIX 1.6 GL AT	2002	1.050	81,000,000	85,050,000
2296	103177 00120	MINIBUS	HYUNDAI	MATRIX 1.6 GL MT	2006	1.050	112,000,000	117,600,000
2297	103177 00120	MINIBUS	HYUNDAI	MATRIX 1.6 GL MT	2005	1.050	96,000,000	100,800,000
2298	103177 00120	MINIBUS	HYUNDAI	MATRIX 1.6 GL MT	2004	1.050	85,000,000	89,250,000
2299	103177 00120	MINIBUS	HYUNDAI	MATRIX 1.6 GL MT	2003	1.050	77,000,000	80,850,000
2300	103177 00120	MINIBUS	HYUNDAI	MATRIX 1.6 GL MT	2002	1.050	74,000,000	77,700,000
2301	103177 00121	MINIBUS	HYUNDAI	MATRIX 1.6 MT	2007	1.050	123,000,000	129,150,000
2302	103177 00121	MINIBUS	HYUNDAI	MATRIX 1.6 MT	2006	1.050	117,000,000	122,850,000
2303	103177 00121	MINIBUS	HYUNDAI	MATRIX 1.6 MT	2005	1.050	98,000,000	102,900,000
2304	103177 00121	MINIBUS	HYUNDAI	MATRIX 1.6 MT	2004	1.050	89,000,000	93,450,000
2305	103177 00121	MINIBUS	HYUNDAI	MATRIX 1.6 MT	2003	1.050	77,000,000	80,850,000
2306	103177 00121	MINIBUS	HYUNDAI	MATRIX 1.6 MT	2002	1.050	72,000,000	75,600,000
2307	103177 00121	MINIBUS	HYUNDAI	MATRIX 1.6 MT	2001	1.050	68,000,000	71,400,000
2308	103177 00122	MINIBUS	HYUNDAI	MATRIX 4X2 G AT	2009	1.050	125,000,000	131,250,000
2309	103177 00122	MINIBUS	HYUNDAI	MATRIX 4X2 G AT	2008	1.050	114,000,000	119,700,000
2310	103177 00122	MINIBUS	HYUNDAI	MATRIX 4X2 G AT	2007	1.050	102,000,000	107,100,000
2311	103177 00122	MINIBUS	HYUNDAI	MATRIX 4X2 G AT	2006	1.050	98,000,000	102,900,000
2312	103177 00122	MINIBUS	HYUNDAI	MATRIX 4X2 G AT	2005	1.050	90,000,000	94,500,000
2313	103177 00123	MINIBUS	HYUNDAI	MATRIX 4X2 G MT	2009	1.050	114,000,000	119,700,000
2314	103177 00123	MINIBUS	HYUNDAI	MATRIX 4X2 G MT	2008	1.050	103,000,000	108,150,000
2315	103177 00123	MINIBUS	HYUNDAI	MATRIX 4X2 G MT	2007	1.050	95,000,000	99,750,000
2316	103177 00123	MINIBUS	HYUNDAI	MATRIX 4X2 G MT	2006	1.050	90,000,000	94,500,000
2317	103177 00123	MINIBUS	HYUNDAI	MATRIX 4X2 G MT	2005	1.050	81,000,000	85,050,000
2318	103177 00123	MINIBUS	HYUNDAI	MATRIX 4X2 G MT	2004	1.050	77,000,000	80,850,000
2319	103177 00123	MINIBUS	HYUNDAI	MATRIX 4X2 G MT	2003	1.050	73,000,000	76,650,000
2320	103177 00124	MINIBUS	HYUNDAI	STAREX 2.4 BENSIN MT	2019	1.050	274,000,000	287,700,000
2321	103177 00124	MINIBUS	HYUNDAI	STAREX 2.4 BENSIN MT	2018	1.050	261,000,000	274,050,000
2322	103177 00124	MINIBUS	HYUNDAI	STAREX 2.4 BENSIN MT	2017	1.050	248,000,000	260,400,000
2323	103177 00124	MINIBUS	HYUNDAI	STAREX 2.4 BENSIN MT	2016	1.050	236,000,000	247,800,000
2324	103177 00125	MINIBUS	HYUNDAI	STAREX 2.5 CRDi M/T	2011	1.050	228,000,000	239,400,000
2325	103177 00126	MINIBUS	HYUNDAI	STAREX 2.5 DIESEL M/T	2019	1.050	309,000,000	324,450,000
2326	103177 00126	MINIBUS	HYUNDAI	STAREX 2.5 DIESEL M/T	2018	1.050	294,000,000	308,700,000
2327	103177 00126	MINIBUS	HYUNDAI	STAREX 2.5 DIESEL M/T	2017	1.050	280,000,000	294,000,000
2328	103177 00126	MINIBUS	HYUNDAI	STAREX 2.5 DIESEL M/T	2016	1.050	266,000,000	279,300,000
2329	103177 00126	MINIBUS	HYUNDAI	STAREX 2.5 DIESEL M/T	2015	1.050	253,000,000	265,650,000
2330	103177 00126	MINIBUS	HYUNDAI	STAREX 2.5 DIESEL M/T	2014	1.050	241,000,000	253,050,000
2331	103177 00126	MINIBUS	HYUNDAI	STAREX 2.5 DIESEL M/T	2013	1.050	229,000,000	240,450,000
2332	103177 00126	MINIBUS	HYUNDAI	STAREX 2.5 DIESEL M/T	2012	1.050	218,000,000	228,900,000
2333	103177 00126	MINIBUS	HYUNDAI	STAREX 2.5 DIESEL M/T	2011	1.050	208,000,000	218,400,000
2334	103177 00128	MINIBUS	HYUNDAI	TRAJET 2.0 G AT	2010	1.050	190,000,000	199,500,000
2335	103177 00128	MINIBUS	HYUNDAI	TRAJET 2.0 G AT	2009	1.050	178,000,000	186,900,000
2336	103177 00128	MINIBUS	HYUNDAI	TRAJET 2.0 G AT	2008	1.050	158,000,000	165,900,000

NO	KODING	JENIS	MERЕК	TIPE	TH BUAT	BOBOT	NJKB	DP PKB
1	2	3	4	5	6	7	8	9
2337	103177 00128	MINIBUS	HYUNDAI	TRAJET 2.0 G AT	2007	1.050	140,000,000	147,000,000
2338	103177 00128	MINIBUS	HYUNDAI	TRAJET 2.0 G AT	2006	1.050	128,000,000	134,400,000
2339	103177 00128	MINIBUS	HYUNDAI	TRAJET 2.0 G AT	2005	1.050	116,000,000	121,800,000
2340	103177 00128	MINIBUS	HYUNDAI	TRAJET 2.0 G AT	2004	1.050	107,000,000	112,350,000
2341	103177 00128	MINIBUS	HYUNDAI	TRAJET 2.0 G AT	2003	1.050	100,000,000	105,000,000
2342	103177 00128	MINIBUS	HYUNDAI	TRAJET 2.0 G AT	2002	1.050	98,000,000	102,900,000
2343	103177 00128	MINIBUS	HYUNDAI	TRAJET 2.0 G AT	2001	1.050	98,000,000	102,900,000
2344	103177 00128	MINIBUS	HYUNDAI	TRAJET 2.0 G AT	2000	1.050	95,000,000	99,750,000
2345	103177 00130	MINIBUS	HYUNDAI	TRAJET 2.0 GL 8 MT	2009	1.050	165,000,000	173,250,000
2346	103177 00130	MINIBUS	HYUNDAI	TRAJET 2.0 GL 8 MT	2008	1.050	146,000,000	153,300,000
2347	103177 00130	MINIBUS	HYUNDAI	TRAJET 2.0 GL 8 MT	2007	1.050	125,000,000	131,250,000
2348	103177 00130	MINIBUS	HYUNDAI	TRAJET 2.0 GL 8 MT	2006	1.050	115,000,000	120,750,000
2349	103177 00130	MINIBUS	HYUNDAI	TRAJET 2.0 GL 8 MT	2005	1.050	107,000,000	112,350,000
2350	103177 00130	MINIBUS	HYUNDAI	TRAJET 2.0 GL 8 MT	2004	1.050	98,000,000	102,900,000
2351	103177 00130	MINIBUS	HYUNDAI	TRAJET 2.0 GL 8 MT	2003	1.050	91,000,000	95,550,000
2352	103177 00127	MINIBUS	HYUNDAI	TRAJET 2.0 GL AT	2004	1.050	120,000,000	126,000,000
2353	103177 00127	MINIBUS	HYUNDAI	TRAJET 2.0 GL AT	2003	1.050	108,000,000	113,400,000
2354	103177 00127	MINIBUS	HYUNDAI	TRAJET 2.0 GL AT	2002	1.050	106,000,000	111,300,000
2355	103177 00129	MINIBUS	HYUNDAI	TRAJET 2.0 G MT	2010	1.050	176,000,000	184,800,000
2356	103177 00129	MINIBUS	HYUNDAI	TRAJET 2.0 G MT	2009	1.050	161,000,000	169,050,000
2357	103177 00129	MINIBUS	HYUNDAI	TRAJET 2.0 G MT	2008	1.050	143,000,000	150,150,000
2358	103177 00129	MINIBUS	HYUNDAI	TRAJET 2.0 G MT	2007	1.050	125,000,000	131,250,000
2359	103177 00129	MINIBUS	HYUNDAI	TRAJET 2.0 G MT	2006	1.050	115,000,000	120,750,000
2360	103177 00129	MINIBUS	HYUNDAI	TRAJET 2.0 G MT	2005	1.050	107,000,000	112,350,000
2361	103177 00129	MINIBUS	HYUNDAI	TRAJET 2.0 G MT	2004	1.050	98,000,000	102,900,000
2362	103177 00129	MINIBUS	HYUNDAI	TRAJET 2.0 G MT	2003	1.050	91,000,000	95,550,000
2363	103177 00129	MINIBUS	HYUNDAI	TRAJET 2.0 G MT	2002	1.050	90,000,000	94,500,000
2364	103177 00129	MINIBUS	HYUNDAI	TRAJET 2.0 G MT	2001	1.050	88,000,000	92,400,000
2365	103177 00129	MINIBUS	HYUNDAI	TRAJET 2.0 G MT	2000	1.050	85,000,000	89,250,000
2366	103177 00131	MINIBUS	HYUNDAI	TRAJET AT 2.7	2004	1.050	175,000,000	183,750,000
2367	103177 00131	MINIBUS	HYUNDAI	TRAJET AT 2.7	2003	1.050	152,000,000	159,600,000
2368	103177 00131	MINIBUS	HYUNDAI	TRAJET AT 2.7	2002	1.050	146,000,000	153,300,000
2369	103177 00131	MINIBUS	HYUNDAI	TRAJET AT 2.7	2001	1.050	125,000,000	131,250,000
2370	103177 00131	MINIBUS	HYUNDAI	TRAJET AT 2.7	2000	1.050	117,000,000	122,850,000
2371	103177 00132	MINIBUS	HYUNDAI	TRAJET G AT 2.7	2002	1.050	146,000,000	153,300,000
2372	103177 00133	MINIBUS	HYUNDAI	TRAJET GL AT 2.7	2004	1.050	165,000,000	173,250,000
2373	103177 00133	MINIBUS	HYUNDAI	TRAJET GL AT 2.7	2003	1.050	152,000,000	159,600,000
2374	103177 00133	MINIBUS	HYUNDAI	TRAJET GL AT 2.7	2002	1.050	150,000,000	157,500,000
2375	103177 00133	MINIBUS	HYUNDAI	TRAJET GL AT 2.7	2001	1.050	141,000,000	148,050,000
2376	103177 00134	MINIBUS	HYUNDAI	TRAJET GL MT 2.0	2004	1.050	98,000,000	102,900,000
2377	103177 00134	MINIBUS	HYUNDAI	TRAJET GL MT 2.0	2003	1.050	93,000,000	97,650,000
2378	103177 00134	MINIBUS	HYUNDAI	TRAJET GL MT 2.0	2002	1.050	91,000,000	95,550,000
2379	103177 00135	MINIBUS	HYUNDAI	TRAJET MT	2001	1.050	80,000,000	84,000,000
2380	103177 00136	MINIBUS	HYUNDAI	TRAJET NEW 2.0 CVVT GL8 SBM MT	2005	1.050	128,000,000	134,400,000
2381	103177 00137	MINIBUS	HYUNDAI	TRAJET NEW 2.0 CVVT GLS AT	2005	1.050	162,000,000	170,100,000
2382	103177 00138	MINIBUS	HYUNDAI	TRAJET NEW 2.0 CVVT GLS MT	2005	1.050	144,000,000	151,200,000
2383	103177 00139	MINIBUS	HYUNDAI	VELOSTER 1.6 AT	2019	1.050	166,000,000	174,300,000
2384	103177 00139	MINIBUS	HYUNDAI	VELOSTER 1.6 AT	2018	1.050	158,000,000	165,900,000
2385	103177 00139	MINIBUS	HYUNDAI	VELOSTER 1.6 AT	2017	1.050	151,000,000	158,550,000
2386	103177 00139	MINIBUS	HYUNDAI	VELOSTER 1.6 AT	2016	1.050	144,000,000	151,200,000
2387	103177 00139	MINIBUS	HYUNDAI	VELOSTER 1.6 AT	2015	1.050	137,000,000	143,850,000
2388	103177 00139	MINIBUS	HYUNDAI	VELOSTER 1.6 AT	2014	1.050	131,000,000	137,550,000
2389	103185 00019	MINIBUS	ISUZU	KAD 51/C 90 4 CYL 1.951cc	1984	1.050	17,500,000	18,375,000
2390	103185 00019	MINIBUS	ISUZU	KAD 51/C 90 4 CYL 1.951cc	1983	1.050	17,000,000	17,850,000
2391	103185 00019	MINIBUS	ISUZU	KAD 51/C 90 4 CYL 1.951cc	1982	1.050	16,000,000	16,800,000
2392	103185 00019	MINIBUS	ISUZU	KAD 51/C 90 4 CYL 1.951cc	1981	1.050	15,000,000	15,750,000
2393	103185 00019	MINIBUS	ISUZU	KAD 51/C 90 4 CYL 1.951cc	1980	1.050	10,000,000	10,500,000
2394	103185 00020	MINIBUS	ISUZU	KD 51 S	1988	1.050	20,000,000	21,000,000
2395	103185 00020	MINIBUS	ISUZU	KD 51 S	1987	1.050	19,000,000	19,950,000
2396	103185 00020	MINIBUS	ISUZU	KD 51 S	1986	1.050	18,500,000	19,425,000
2397	103185 00020	MINIBUS	ISUZU	KD 51 S	1985	1.050	18,000,000	18,900,000
2398	103185 00020	MINIBUS	ISUZU	KD 51 S	1984	1.050	17,500,000	18,375,000
2399	103185 00020	MINIBUS	ISUZU	KD 51 S	1983	1.050	17,000,000	17,850,000
2400	103185 00020	MINIBUS	ISUZU	KD 51 S	1982	1.050	16,500,000	17,325,000
2401	103185 00020	MINIBUS	ISUZU	KD 51 S	1981	1.050	15,000,000	15,750,000
2402	103185 00020	MINIBUS	ISUZU	KD 51 S	1980	1.050	10,000,000	10,500,000
2403	103185 00021	MINIBUS	ISUZU	NEW PANTHER HIGH GRADE LM	2005	1.050	115,000,000	120,750,000
2404	103185 00022	MINIBUS	ISUZU	NEW PANTHER HIGH GRADE LS	2005	1.050	134,000,000	140,700,000
2405	103185 00023	MINIBUS	ISUZU	NEW PANTHER TBR 541 GRAND TOURING AT	2006	1.050	165,000,000	173,250,000
2406	103185 00023	MINIBUS	ISUZU	NEW PANTHER TBR 541 GRAND TOURING AT	2005	1.050	162,000,000	170,100,000
2407	103185 00023	MINIBUS	ISUZU	NEW PANTHER TBR 541 GRAND TOURING AT	2004	1.050	139,000,000	145,950,000
2408	103185 00024	MINIBUS	ISUZU	NEW PANTHER TBR 541 GRAND TOURING MT	2006	1.050	158,000,000	165,900,000
2409	103185 00024	MINIBUS	ISUZU	NEW PANTHER TBR 541 GRAND TOURING MT	2005	1.050	154,000,000	161,700,000
2410	103185 00024	MINIBUS	ISUZU	NEW PANTHER TBR 541 GRAND TOURING MT	2004	1.050	131,000,000	137,550,000
2411	103185 00025	MINIBUS	ISUZU	NEW PANTHER TBR 541 LM	2007	1.050	105,000,000	110,250,000
2412	103185 00025	MINIBUS	ISUZU	NEW PANTHER TBR 541 LM	2006	1.050	100,000,000	105,000,000
2413	103185 00025	MINIBUS	ISUZU	NEW PANTHER TBR 541 LM	2005	1.050	98,000,000	102,900,000
2414	103185 00025	MINIBUS	ISUZU	NEW PANTHER TBR 541 LM	2004	1.050	89,000,000	93,450,000
2415	103185 00026	MINIBUS	ISUZU	NEW PANTHER TBR 541 LS MT FF	2007	1.050	135,000,000	141,750,000
2416	103185 00026	MINIBUS	ISUZU	NEW PANTHER TBR 541 LS MT FF	2006	1.050	129,000,000	135,450,000
2417	103185 00026	MINIBUS	ISUZU	NEW PANTHER TBR 541 LS MT FF	2005	1.050	118,000,000	123,900,000
2418	103185 00026	MINIBUS	ISUZU	NEW PANTHER TBR 541 LS MT FF	2004	1.050	109,000,000	114,450,000
2419	103185 00027	MINIBUS	ISUZU	NEW PANTHER TBR 541 LS TURBO	2005	1.050	121,000,000	127,050,000
2420	103185 00027	MINIBUS	ISUZU	NEW PANTHER TBR 541 LS TURBO	2004	1.050	113,000,000	118,650,000
2421	103185 00028	MINIBUS	ISUZU	NEW PANTHER TBR 541 LV	2007	1.050	113,000,000	118,650,000
2422	103185 00028	MINIBUS	ISUZU	NEW PANTHER TBR 541 LV	2006	1.050	107,000,000	112,350,000
2423	103185 00028	MINIBUS	ISUZU	NEW PANTHER TBR 541 LV	2005	1.050	105,000,000	110,250,000
2424	103185 00028	MINIBUS	ISUZU	NEW PANTHER TBR 541 LV	2004	1.050	98,000,000	102,900,000
2425	103185 00029	MINIBUS	ISUZU	NEW PANTHER TBR 541 LV ADVENTURE	2005	1.050	111,000,000	116,550,000
2426	103185 00029	MINIBUS	ISUZU	NEW PANTHER TBR 541 LV ADVENTURE	2004	1.050	103,000,000	108,150,000

NO	KODING	JENIS	MERЕК	TIPE	TH BUAT	BOBOT	NJKB	DP PKB
1	2	3	4	5	6	7	8	9
2427	103185 00030	MINIBUS	ISUZU	NEW PANTHER TBR 541 SMART	2005	1.050	98,000,000	102,900,000
2428	103185 00030	MINIBUS	ISUZU	NEW PANTHER TBR 541 SMART	2004	1.050	91,000,000	95,550,000
2429	103185 00031	MINIBUS	ISUZU	NEW PANTHER TBR 541 TOURING	2007	1.050	133,000,000	139,650,000
2430	103185 00031	MINIBUS	ISUZU	NEW PANTHER TBR 541 TOURING	2006	1.050	126,000,000	132,300,000
2431	103185 00031	MINIBUS	ISUZU	NEW PANTHER TBR 541 TOURING	2005	1.050	123,000,000	129,150,000
2432	103185 00031	MINIBUS	ISUZU	NEW PANTHER TBR 541 TOURING	2004	1.050	117,000,000	122,850,000
2433	103185 00032	MINIBUS	ISUZU	PANTHER LM 25 PLUS C (SMART)	2006	1.050	121,000,000	127,050,000
2434	103185 00032	MINIBUS	ISUZU	PANTHER LM 25 PLUS C (SMART)	2005	1.050	115,000,000	120,750,000
2435	103185 00033	MINIBUS	ISUZU	PANTHER LM 25 PLUS FF-D (SMART FF)	2006	1.050	129,000,000	135,450,000
2436	103185 00033	MINIBUS	ISUZU	PANTHER LM 25 PLUS FF-D (SMART FF)	2005	1.050	120,000,000	126,000,000
2437	103185 00034	MINIBUS	ISUZU	PANTHER LV 25 ADVENTURE MT	2006	1.050	133,000,000	139,650,000
2438	103185 00034	MINIBUS	ISUZU	PANTHER LV 25 ADVENTURE MT	2005	1.050	123,000,000	129,150,000
2439	103185 00035	MINIBUS	ISUZU	PANTHER LV 25 FF-D	2006	1.050	124,000,000	130,200,000
2440	103185 00035	MINIBUS	ISUZU	PANTHER LV 25 FF-D	2005	1.050	117,000,000	122,850,000
2441	103185 00036	MINIBUS	ISUZU	PANTHER LV 25 MT FF	2006	1.050	134,000,000	140,700,000
2442	103185 00036	MINIBUS	ISUZU	PANTHER LV 25 MT FF	2005	1.050	124,000,000	130,200,000
2443	103185 00037	MINIBUS	ISUZU	PANTHER LV 25 TURBO MT FF	2006	1.050	142,000,000	149,100,000
2444	103185 00037	MINIBUS	ISUZU	PANTHER LV 25 TURBO MT FF	2005	1.050	132,000,000	138,600,000
2445	103185 00038	MINIBUS	ISUZU	PANTHER TBR LM 25 PLUS C	2004	1.050	111,000,000	116,550,000
2446	103185 00038	MINIBUS	ISUZU	PANTHER TBR LM 25 PLUS C	2003	1.050	105,000,000	110,250,000
2447	103185 00038	MINIBUS	ISUZU	PANTHER TBR LM 25 PLUS C	2002	1.050	98,000,000	102,900,000
2448	103185 00038	MINIBUS	ISUZU	PANTHER TBR LM 25 PLUS C	2001	1.050	94,000,000	98,700,000
2449	103185 00038	MINIBUS	ISUZU	PANTHER TBR LM 25 PLUS C	2000	1.050	89,000,000	93,450,000
2450	103185 00039	MINIBUS	ISUZU	PANTHER TOURING MT	2005	1.050	146,000,000	153,300,000
2451	103185 00040	MINIBUS	ISUZU	PASSANGER WAGON TFR85HG	2015	1.050	422,000,000	443,100,000
2452	103185 00040	MINIBUS	ISUZU	PASSANGER WAGON TFR85HG	2014	1.050	402,000,000	422,100,000
2453	103185 00040	MINIBUS	ISUZU	PASSANGER WAGON TFR85HG	2013	1.050	383,000,000	402,150,000
2454	103185 00040	MINIBUS	ISUZU	PASSANGER WAGON TFR85HG	2012	1.050	363,000,000	381,150,000
2455	103185 00040	MINIBUS	ISUZU	PASSANGER WAGON TFR85HG	2011	1.050	346,000,000	363,300,000
2456	103185 00040	MINIBUS	ISUZU	PASSANGER WAGON TFR85HG	2010	1.050	327,000,000	343,350,000
2457	103185 00040	MINIBUS	ISUZU	PASSANGER WAGON TFR85HG	2009	1.050	310,000,000	325,500,000
2458	103185 00041	MINIBUS	ISUZU	PASSANGER WAGON TFS85HG	2015	1.050	476,000,000	499,800,000
2459	103185 00041	MINIBUS	ISUZU	PASSANGER WAGON TFS85HG	2014	1.050	454,000,000	476,700,000
2460	103185 00041	MINIBUS	ISUZU	PASSANGER WAGON TFS85HG	2013	1.050	432,000,000	453,600,000
2461	103185 00041	MINIBUS	ISUZU	PASSANGER WAGON TFS85HG	2012	1.050	413,000,000	433,650,000
2462	103185 00041	MINIBUS	ISUZU	PASSANGER WAGON TFS85HG	2011	1.050	393,000,000	412,650,000
2463	103185 00042	MINIBUS	ISUZU	PBR 54 PRLC/ BONEY	1995	1.050	36,000,000	37,800,000
2464	103185 00042	MINIBUS	ISUZU	PBR 54 PRLC/ BONEY	1994	1.050	33,000,000	34,650,000
2465	103185 00042	MINIBUS	ISUZU	PBR 54 PRLC/ BONEY	1993	1.050	31,000,000	32,550,000
2466	103185 00042	MINIBUS	ISUZU	PBR 54 PRLC/ BONEY	1992	1.050	29,000,000	30,450,000
2467	103185 00042	MINIBUS	ISUZU	PBR 54 PRLC/ BONEY	1991	1.050	27,000,000	28,350,000
2468	103185 00043	MINIBUS	ISUZU	SL-I BC	2012	1.050	115,000,000	120,750,000
2469	103185 00043	MINIBUS	ISUZU	SL-I BC	2011	1.050	110,000,000	115,500,000
2470	103185 00043	MINIBUS	ISUZU	SL-I BC	2010	1.050	107,000,000	112,350,000
2471	103185 00043	MINIBUS	ISUZU	SL-I BC	2009	1.050	98,000,000	102,900,000
2472	103185 00048	MINIBUS	ISUZU	TBR 541 LM 25 (PANTHER NEW SUPER LONG)	2006	1.050	95,000,000	99,750,000
2473	103185 00048	MINIBUS	ISUZU	TBR 541 LM 25 (PANTHER NEW SUPER LONG)	2005	1.050	91,000,000	95,550,000
2474	103185 00048	MINIBUS	ISUZU	TBR 541 LM 25 (PANTHER NEW SUPER LONG)	2004	1.050	85,000,000	89,250,000
2475	103185 00048	MINIBUS	ISUZU	TBR 541 LM 25 (PANTHER NEW SUPER LONG)	2003	1.050	81,000,000	85,050,000
2476	103185 00048	MINIBUS	ISUZU	TBR 541 LM 25 (PANTHER NEW SUPER LONG)	2002	1.050	79,000,000	82,950,000
2477	103185 00048	MINIBUS	ISUZU	TBR 541 LM 25 (PANTHER NEW SUPER LONG)	2001	1.050	78,000,000	81,900,000
2478	103185 00048	MINIBUS	ISUZU	TBR 541 LM 25 (PANTHER NEW SUPER LONG)	2000	1.050	76,000,000	79,800,000
2479	103185 00048	MINIBUS	ISUZU	TBR 541 LM 25 (PANTHER NEW SUPER LONG)	1999	1.050	72,000,000	75,600,000
2480	103185 00049	MINIBUS	ISUZU	TBR 541 LS 25 AT (PANTHER HIGRADE LONG)	2005	1.050	122,000,000	128,100,000
2481	103185 00049	MINIBUS	ISUZU	TBR 541 LS 25 AT (PANTHER HIGRADE LONG)	2004	1.050	116,000,000	121,800,000
2482	103185 00049	MINIBUS	ISUZU	TBR 541 LS 25 AT (PANTHER HIGRADE LONG)	2003	1.050	108,000,000	113,400,000
2483	103185 00049	MINIBUS	ISUZU	TBR 541 LS 25 AT (PANTHER HIGRADE LONG)	2002	1.050	106,000,000	111,300,000
2484	103185 00049	MINIBUS	ISUZU	TBR 541 LS 25 AT (PANTHER HIGRADE LONG)	2001	1.050	103,000,000	108,150,000
2485	103185 00049	MINIBUS	ISUZU	TBR 541 LS 25 AT (PANTHER HIGRADE LONG)	2000	1.050	98,000,000	102,900,000
2486	103185 00049	MINIBUS	ISUZU	TBR 541 LS 25 AT (PANTHER HIGRADE LONG)	1999	1.050	94,000,000	98,700,000
2487	103185 00050	MINIBUS	ISUZU	TBR 541 LS 25 MT (PANTHER HIGRADE LONG)	2006	1.050	123,000,000	129,150,000
2488	103185 00050	MINIBUS	ISUZU	TBR 541 LS 25 MT (PANTHER HIGRADE LONG)	2005	1.050	117,000,000	122,850,000
2489	103185 00050	MINIBUS	ISUZU	TBR 541 LS 25 MT (PANTHER HIGRADE LONG)	2004	1.050	108,000,000	113,400,000
2490	103185 00050	MINIBUS	ISUZU	TBR 541 LS 25 MT (PANTHER HIGRADE LONG)	2003	1.050	101,000,000	106,050,000
2491	103185 00050	MINIBUS	ISUZU	TBR 541 LS 25 MT (PANTHER HIGRADE LONG)	2002	1.050	99,000,000	103,950,000
2492	103185 00050	MINIBUS	ISUZU	TBR 541 LS 25 MT (PANTHER HIGRADE LONG)	2001	1.050	97,000,000	101,850,000
2493	103185 00050	MINIBUS	ISUZU	TBR 541 LS 25 MT (PANTHER HIGRADE LONG)	2000	1.050	93,000,000	97,650,000
2494	103185 00050	MINIBUS	ISUZU	TBR 541 LS 25 MT (PANTHER HIGRADE LONG)	1999	1.050	89,000,000	93,450,000
2495	103185 00051	MINIBUS	ISUZU	TBR 541 LV 25 (PANTHER ROYAL LONG)	2005	1.050	109,000,000	114,450,000
2496	103185 00051	MINIBUS	ISUZU	TBR 541 LV 25 (PANTHER ROYAL LONG)	2004	1.050	102,000,000	107,100,000
2497	103185 00051	MINIBUS	ISUZU	TBR 541 LV 25 (PANTHER ROYAL LONG)	2003	1.050	96,000,000	100,800,000
2498	103185 00051	MINIBUS	ISUZU	TBR 541 LV 25 (PANTHER ROYAL LONG)	2002	1.050	95,000,000	99,750,000
2499	103185 00051	MINIBUS	ISUZU	TBR 541 LV 25 (PANTHER ROYAL LONG)	2001	1.050	92,000,000	96,600,000
2500	103185 00051	MINIBUS	ISUZU	TBR 541 LV 25 (PANTHER ROYAL LONG)	2000	1.050	88,000,000	92,400,000
2501	103185 00052	MINIBUS	ISUZU	TBR 541 SM 25 (PANTHER NEW SUPER SHORT)	2005	1.050	88,000,000	92,400,000
2502	103185 00052	MINIBUS	ISUZU	TBR 541 SM 25 (PANTHER NEW SUPER SHORT)	2004	1.050	82,000,000	86,100,000
2503	103185 00052	MINIBUS	ISUZU	TBR 541 SM 25 (PANTHER NEW SUPER SHORT)	2003	1.050	79,000,000	82,950,000
2504	103185 00052	MINIBUS	ISUZU	TBR 541 SM 25 (PANTHER NEW SUPER SHORT)	2002	1.050	76,000,000	79,800,000
2505	103185 00052	MINIBUS	ISUZU	TBR 541 SM 25 (PANTHER NEW SUPER SHORT)	2001	1.050	74,000,000	77,700,000
2506	103185 00052	MINIBUS	ISUZU	TBR 541 SM 25 (PANTHER NEW SUPER SHORT)	2000	1.050	71,000,000	74,550,000
2507	103185 00054	MINIBUS	ISUZU	TBR 541 SS 25 AT (PANTHER HIGRADE SHORT)	2005	1.050	119,000,000	124,950,000
2508	103185 00054	MINIBUS	ISUZU	TBR 541 SS 25 AT (PANTHER HIGRADE SHORT)	2004	1.050	112,000,000	117,600,000
2509	103185 00054	MINIBUS	ISUZU	TBR 541 SS 25 AT (PANTHER HIGRADE SHORT)	2003	1.050	106,000,000	111,300,000
2510	103185 00054	MINIBUS	ISUZU	TBR 541 SS 25 AT (PANTHER HIGRADE SHORT)	2002	1.050	104,000,000	109,200,000
2511	103185 00054	MINIBUS	ISUZU	TBR 541 SS 25 AT (PANTHER HIGRADE SHORT)	2001	1.050	102,000,000	107,100,000
2512	103185 00054	MINIBUS	ISUZU	TBR 541 SS 25 AT (PANTHER HIGRADE SHORT)	2000	1.050	100,000,000	105,000,000
2513	103185 00053	MINIBUS	ISUZU	TBR 541 SS 25 (PANTHER HIGRADE SHORT)	2005	1.050	112,000,000	117,600,000
2514	103185 00053	MINIBUS	ISUZU	TBR 541 SS 25 (PANTHER HIGRADE SHORT)	2004	1.050	106,000,000	111,300,000
2515	103185 00053	MINIBUS	ISUZU	TBR 541 SS 25 (PANTHER HIGRADE SHORT)	2003	1.050	100,000,000	105,000,000
2516	103185 00053	MINIBUS	ISUZU	TBR 541 SS 25 (PANTHER HIGRADE SHORT)	2002	1.050	98,000,000	102,900,000

NO	KODING	JENIS	MERЕК	TIPE	TH BUAT	BOBOT	NJKB	DP PKB
1	2	3	4	5	6	7	8	9
2517	103185 00053	MINIBUS	ISUZU	TBR 541 SS 25 (PANTHER HIGRADE SHORT)	2001	1.050	96,000,000	100,800,000
2518	103185 00053	MINIBUS	ISUZU	TBR 541 SS 25 (PANTHER HIGRADE SHORT)	2000	1.050	95,000,000	99,750,000
2519	103185 00055	MINIBUS	ISUZU	TBR 541 SV 25 (PANTHER ROYALE SHORT)	2005	1.050	101,000,000	106,050,000
2520	103185 00055	MINIBUS	ISUZU	TBR 541 SV 25 (PANTHER ROYALE SHORT)	2004	1.050	97,000,000	101,850,000
2521	103185 00055	MINIBUS	ISUZU	TBR 541 SV 25 (PANTHER ROYALE SHORT)	2003	1.050	91,000,000	95,550,000
2522	103185 00055	MINIBUS	ISUZU	TBR 541 SV 25 (PANTHER ROYALE SHORT)	2002	1.050	88,000,000	92,400,000
2523	103185 00055	MINIBUS	ISUZU	TBR 541 SV 25 (PANTHER ROYALE SHORT)	2001	1.050	86,000,000	90,300,000
2524	103185 00055	MINIBUS	ISUZU	TBR 541 SV 25 (PANTHER ROYALE SHORT)	2000	1.050	84,000,000	88,200,000
2525	103185 00056	MINIBUS	ISUZU	TBR 541 TOURING 25 AT (PANTHER TOURING	2005	1.050	136,000,000	142,800,000
2526	103185 00056	MINIBUS	ISUZU	TBR 541 TOURING 25 AT (PANTHER TOURING	2004	1.050	125,000,000	131,250,000
2527	103185 00056	MINIBUS	ISUZU	TBR 541 TOURING 25 AT (PANTHER TOURING	2003	1.050	117,000,000	122,850,000
2528	103185 00056	MINIBUS	ISUZU	TBR 541 TOURING 25 AT (PANTHER TOURING	2002	1.050	113,000,000	118,650,000
2529	103185 00056	MINIBUS	ISUZU	TBR 541 TOURING 25 AT (PANTHER TOURING	2001	1.050	111,000,000	116,550,000
2530	103185 00056	MINIBUS	ISUZU	TBR 541 TOURING 25 AT (PANTHER TOURING	2000	1.050	108,000,000	113,400,000
2531	103185 00057	MINIBUS	ISUZU	TBR 541 TOURING 25 AT (PANTHER TOURING	2004	1.050	120,000,000	126,000,000
2532	103185 00057	MINIBUS	ISUZU	TBR 541 TOURING 25 AT (PANTHER TOURING	2003	1.050	113,000,000	118,650,000
2533	103185 00057	MINIBUS	ISUZU	TBR 541 TOURING 25 AT (PANTHER TOURING	2002	1.050	110,000,000	115,500,000
2534	103185 00057	MINIBUS	ISUZU	TBR 541 TOURING 25 AT (PANTHER TOURING	2001	1.050	107,000,000	112,350,000
2535	103185 00057	MINIBUS	ISUZU	TBR 541 TOURING 25 AT (PANTHER TOURING	2000	1.050	98,000,000	102,900,000
2536	103185 00058	MINIBUS	ISUZU	TBR 541 TOURING 25 MT (PANTHER TOURING	2005	1.050	128,000,000	134,400,000
2537	103185 00058	MINIBUS	ISUZU	TBR 541 TOURING 25 MT (PANTHER TOURING	2004	1.050	118,000,000	123,900,000
2538	103185 00058	MINIBUS	ISUZU	TBR 541 TOURING 25 MT (PANTHER TOURING	2003	1.050	111,000,000	116,550,000
2539	103185 00058	MINIBUS	ISUZU	TBR 541 TOURING 25 MT (PANTHER TOURING	2002	1.050	108,000,000	113,400,000
2540	103185 00058	MINIBUS	ISUZU	TBR 541 TOURING 25 MT (PANTHER TOURING	2001	1.050	106,000,000	111,300,000
2541	103185 00058	MINIBUS	ISUZU	TBR 541 TOURING 25 MT (PANTHER TOURING	2000	1.050	98,000,000	102,900,000
2542	103185 00059	MINIBUS	ISUZU	TBR 541 TOURING 25 MT (PANTHER TOURING	2004	1.050	112,000,000	117,600,000
2543	103185 00059	MINIBUS	ISUZU	TBR 541 TOURING 25 MT (PANTHER TOURING	2003	1.050	106,000,000	111,300,000
2544	103185 00059	MINIBUS	ISUZU	TBR 541 TOURING 25 MT (PANTHER TOURING	2002	1.050	104,000,000	109,200,000
2545	103185 00059	MINIBUS	ISUZU	TBR 541 TOURING 25 MT (PANTHER TOURING	2001	1.050	102,000,000	107,100,000
2546	103185 00059	MINIBUS	ISUZU	TBR 541 TOURING 25 MT (PANTHER TOURING	2000	1.050	95,000,000	99,750,000
2547	103185 00060	MINIBUS	ISUZU	TBR 54F TURBO DLX	2019	1.050	174,000,000	182,700,000
2548	103185 00060	MINIBUS	ISUZU	TBR 54F TURBO DLX	2018	1.050	166,000,000	174,300,000
2549	103185 00061	MINIBUS	ISUZU	TBR 54F TURBO G. TOURING T	2019	1.050	239,000,000	250,950,000
2550	103185 00061	MINIBUS	ISUZU	TBR 54F TURBO G. TOURING T	2018	1.050	228,000,000	239,400,000
2551	103185 00062	MINIBUS	ISUZU	TBR 54F TURBO H ADVENTURE	2015	1.050	184,800,000	194,040,000
2552	103185 00062	MINIBUS	ISUZU	TBR 54F TURBO H ADVENTURE	2014	1.050	176,000,000	184,800,000
2553	103185 00062	MINIBUS	ISUZU	TBR 54F TURBO H ADVENTURE	2013	1.050	168,000,000	176,400,000
2554	103185 00062	MINIBUS	ISUZU	TBR 54F TURBO H ADVENTURE	2012	1.050	158,000,000	165,900,000
2555	103185 00062	MINIBUS	ISUZU	TBR 54F TURBO H ADVENTURE	2011	1.050	151,000,000	158,550,000
2556	103185 00062	MINIBUS	ISUZU	TBR 54F TURBO H ADVENTURE	2010	1.050	142,000,000	149,100,000
2557	103185 00062	MINIBUS	ISUZU	TBR 54F TURBO H ADVENTURE	2009	1.050	136,000,000	142,800,000
2558	103185 00062	MINIBUS	ISUZU	TBR 54F TURBO H ADVENTURE	2008	1.050	135,000,000	141,750,000
2559	103185 00062	MINIBUS	ISUZU	TBR 54F TURBO H ADVENTURE	2007	1.050	118,000,000	123,900,000
2560	103185 00062	MINIBUS	ISUZU	TBR 54F TURBO H ADVENTURE	2006	1.050	111,000,000	116,550,000
2561	103185 00063	MINIBUS	ISUZU	TBR 54F TURBO H G. TOURING	2019	1.050	252,000,000	264,600,000
2562	103185 00063	MINIBUS	ISUZU	TBR 54F TURBO H G. TOURING	2018	1.050	240,000,000	252,000,000
2563	103185 00063	MINIBUS	ISUZU	TBR 54F TURBO H G. TOURING	2017	1.050	228,000,000	239,400,000
2564	103185 00063	MINIBUS	ISUZU	TBR 54F TURBO H G. TOURING	2016	1.050	217,000,000	227,850,000
2565	103185 00063	MINIBUS	ISUZU	TBR 54F TURBO H G. TOURING	2015	1.050	207,000,000	217,350,000
2566	103185 00063	MINIBUS	ISUZU	TBR 54F TURBO H G. TOURING	2014	1.050	197,000,000	206,850,000
2567	103185 00063	MINIBUS	ISUZU	TBR 54F TURBO H G. TOURING	2013	1.050	188,000,000	197,400,000
2568	103185 00064	MINIBUS	ISUZU	TBR 54F TURBO H TOURING	2019	1.050	248,000,000	260,400,000
2569	103185 00064	MINIBUS	ISUZU	TBR 54F TURBO H TOURING	2018	1.050	236,000,000	247,800,000
2570	103185 00065	MINIBUS	ISUZU	TBR 54F TURBO H TOURING AT	2015	1.050	191,000,000	200,550,000
2571	103185 00065	MINIBUS	ISUZU	TBR 54F TURBO H TOURING AT	2014	1.050	182,000,000	191,100,000
2572	103185 00065	MINIBUS	ISUZU	TBR 54F TURBO H TOURING AT	2012	1.050	175,000,000	183,750,000
2573	103185 00065	MINIBUS	ISUZU	TBR 54F TURBO H TOURING AT	2011	1.050	165,000,000	173,250,000
2574	103185 00065	MINIBUS	ISUZU	TBR 54F TURBO H TOURING AT	2010	1.050	158,000,000	165,900,000
2575	103185 00065	MINIBUS	ISUZU	TBR 54F TURBO H TOURING AT	2009	1.050	151,000,000	158,550,000
2576	103185 00065	MINIBUS	ISUZU	TBR 54F TURBO H TOURING AT	2008	1.050	142,000,000	149,100,000
2577	103185 00065	MINIBUS	ISUZU	TBR 54F TURBO H TOURING AT	2007	1.050	136,000,000	142,800,000
2578	103185 00066	MINIBUS	ISUZU	TBR 54F TURBO H TOURING M/T	2017	1.050	203,000,000	213,150,000
2579	103185 00066	MINIBUS	ISUZU	TBR 54F TURBO H TOURING M/T	2016	1.050	193,000,000	202,650,000
2580	103185 00066	MINIBUS	ISUZU	TBR 54F TURBO H TOURING M/T	2015	1.050	183,000,000	192,150,000
2581	103185 00066	MINIBUS	ISUZU	TBR 54F TURBO H TOURING M/T	2014	1.050	174,000,000	182,700,000
2582	103185 00066	MINIBUS	ISUZU	TBR 54F TURBO H TOURING M/T	2013	1.050	165,000,000	173,250,000
2583	103185 00066	MINIBUS	ISUZU	TBR 54F TURBO H TOURING M/T	2012	1.050	160,000,000	168,000,000
2584	103185 00066	MINIBUS	ISUZU	TBR 54F TURBO H TOURING M/T	2011	1.050	156,000,000	163,800,000
2585	103185 00066	MINIBUS	ISUZU	TBR 54F TURBO H TOURING M/T	2010	1.050	150,000,000	157,500,000
2586	103185 00066	MINIBUS	ISUZU	TBR 54F TURBO H TOURING M/T	2009	1.050	145,000,000	152,250,000
2587	103185 00066	MINIBUS	ISUZU	TBR 54F TURBO H TOURING M/T	2008	1.050	139,000,000	145,950,000
2588	103185 00066	MINIBUS	ISUZU	TBR 54F TURBO H TOURING M/T	2007	1.050	131,000,000	137,550,000
2589	103185 00066	MINIBUS	ISUZU	TBR 54F TURBO H TOURING M/T	2006	1.050	121,000,000	127,050,000
2590	103185 00067	MINIBUS	ISUZU	TBR 54F TURBO L	2015	1.050	153,000,000	160,650,000
2591	103185 00067	MINIBUS	ISUZU	TBR 54F TURBO L	2014	1.050	146,000,000	153,300,000
2592	103185 00067	MINIBUS	ISUZU	TBR 54F TURBO L	2012	1.050	134,000,000	140,700,000
2593	103185 00067	MINIBUS	ISUZU	TBR 54F TURBO L	2011	1.050	126,000,000	132,300,000
2594	103185 00067	MINIBUS	ISUZU	TBR 54F TURBO L	2010	1.050	122,000,000	128,100,000
2595	103185 00067	MINIBUS	ISUZU	TBR 54F TURBO L	2009	1.050	117,000,000	122,850,000
2596	103185 00067	MINIBUS	ISUZU	TBR 54F TURBO L	2008	1.050	110,000,000	115,500,000
2597	103185 00067	MINIBUS	ISUZU	TBR 54F TURBO L	2007	1.050	100,000,000	105,000,000
2598	103185 00067	MINIBUS	ISUZU	TBR 54F TURBO L	2006	1.050	95,000,000	99,750,000
2599	103185 00068	MINIBUS	ISUZU	TBR 54F TURBO LM	2019	1.050	210,000,000	220,500,000
2600	103185 00068	MINIBUS	ISUZU	TBR 54F TURBO LM	2018	1.050	200,000,000	210,000,000
2601	103185 00068	MINIBUS	ISUZU	TBR 54F TURBO LM	2017	1.050	190,000,000	199,500,000
2602	103185 00068	MINIBUS	ISUZU	TBR 54F TURBO LM	2016	1.050	181,000,000	190,050,000
2603	103185 00068	MINIBUS	ISUZU	TBR 54F TURBO LM	2015	1.050	172,000,000	180,600,000
2604	103185 00068	MINIBUS	ISUZU	TBR 54F TURBO LM	2014	1.050	164,000,000	172,200,000
2605	103185 00068	MINIBUS	ISUZU	TBR 54F TURBO LM	2013	1.050	156,000,000	163,800,000
2606	103185 00068	MINIBUS	ISUZU	TBR 54F TURBO LM	2012	1.050	149,000,000	156,450,000

NO	KODING	JENIS	MERЕК	TIPE	TH BUAT	BOBOT	NJKB	DP PKB
1	2	3	4	5	6	7	8	9
2607	103185 00068	MINIBUS	ISUZU	TBR 54F TURBO LM	2011	1.050	142,000,000	149,100,000
2608	103185 00068	MINIBUS	ISUZU	TBR 54F TURBO LM	2010	1.050	135,000,000	141,750,000
2609	103185 00068	MINIBUS	ISUZU	TBR 54F TURBO LM	2009	1.050	129,000,000	135,450,000
2610	103185 00068	MINIBUS	ISUZU	TBR 54F TURBO LM	2008	1.050	123,000,000	129,150,000
2611	103185 00068	MINIBUS	ISUZU	TBR 54F TURBO LM	2007	1.050	117,000,000	122,850,000
2612	103185 00068	MINIBUS	ISUZU	TBR 54F TURBO LM	2006	1.050	112,000,000	117,600,000
2613	103185 00069	MINIBUS	ISUZU	TBR 54F TURBO LS	2019	1.050	235,000,000	246,750,000
2614	103185 00069	MINIBUS	ISUZU	TBR 54F TURBO LS	2018	1.050	224,000,000	235,200,000
2615	103185 00069	MINIBUS	ISUZU	TBR 54F TURBO LS	2017	1.050	213,000,000	223,650,000
2616	103185 00069	MINIBUS	ISUZU	TBR 54F TURBO LS	2016	1.050	203,000,000	213,150,000
2617	103185 00069	MINIBUS	ISUZU	TBR 54F TURBO LS	2015	1.050	193,000,000	202,650,000
2618	103185 00069	MINIBUS	ISUZU	TBR 54F TURBO LS	2014	1.050	184,000,000	193,200,000
2619	103185 00069	MINIBUS	ISUZU	TBR 54F TURBO LS	2013	1.050	175,000,000	183,750,000
2620	103185 00069	MINIBUS	ISUZU	TBR 54F TURBO LS	2012	1.050	167,000,000	175,350,000
2621	103185 00069	MINIBUS	ISUZU	TBR 54F TURBO LS	2011	1.050	159,000,000	166,950,000
2622	103185 00069	MINIBUS	ISUZU	TBR 54F TURBO LS	2010	1.050	152,000,000	159,600,000
2623	103185 00069	MINIBUS	ISUZU	TBR 54F TURBO LS	2009	1.050	145,000,000	152,250,000
2624	103185 00069	MINIBUS	ISUZU	TBR 54F TURBO LS	2008	1.050	138,000,000	144,900,000
2625	103185 00069	MINIBUS	ISUZU	TBR 54F TURBO LS	2007	1.050	132,000,000	138,600,000
2626	103185 00069	MINIBUS	ISUZU	TBR 54F TURBO LS	2006	1.050	126,000,000	132,300,000
2627	103185 00070	MINIBUS	ISUZU	TBR 54F TURBO LV	2019	1.050	216,000,000	226,800,000
2628	103185 00070	MINIBUS	ISUZU	TBR 54F TURBO LV	2018	1.050	206,000,000	216,300,000
2629	103185 00070	MINIBUS	ISUZU	TBR 54F TURBO LV	2017	1.050	196,000,000	205,800,000
2630	103185 00070	MINIBUS	ISUZU	TBR 54F TURBO LV	2016	1.050	187,000,000	196,350,000
2631	103185 00070	MINIBUS	ISUZU	TBR 54F TURBO LV	2015	1.050	178,000,000	186,900,000
2632	103185 00070	MINIBUS	ISUZU	TBR 54F TURBO LV	2014	1.050	170,000,000	178,500,000
2633	103185 00070	MINIBUS	ISUZU	TBR 54F TURBO LV	2013	1.050	162,000,000	170,100,000
2634	103185 00070	MINIBUS	ISUZU	TBR 54F TURBO LV	2012	1.050	154,000,000	161,700,000
2635	103185 00070	MINIBUS	ISUZU	TBR 54F TURBO LV	2011	1.050	147,000,000	154,350,000
2636	103185 00070	MINIBUS	ISUZU	TBR 54F TURBO LV	2010	1.050	140,000,000	147,000,000
2637	103185 00070	MINIBUS	ISUZU	TBR 54F TURBO LV	2009	1.050	133,000,000	139,650,000
2638	103185 00070	MINIBUS	ISUZU	TBR 54F TURBO LV	2008	1.050	127,000,000	133,350,000
2639	103185 00070	MINIBUS	ISUZU	TBR 54F TURBO LV	2007	1.050	121,000,000	127,050,000
2640	103185 00070	MINIBUS	ISUZU	TBR 54F TURBO LV	2006	1.050	115,000,000	120,750,000
2641	103185 00044	MINIBUS	ISUZU	TBR 54 PRLC (PANTHER/BONET GRAND/HIGH	2000	1.050	78,000,000	81,900,000
2642	103185 00044	MINIBUS	ISUZU	TBR 54 PRLC (PANTHER/BONET GRAND/HIGH	1999	1.050	66,000,000	69,300,000
2643	103185 00044	MINIBUS	ISUZU	TBR 54 PRLC (PANTHER/BONET GRAND/HIGH	1998	1.050	62,000,000	65,100,000
2644	103185 00044	MINIBUS	ISUZU	TBR 54 PRLC (PANTHER/BONET GRAND/HIGH	1997	1.050	54,000,000	56,700,000
2645	103185 00044	MINIBUS	ISUZU	TBR 54 PRLC (PANTHER/BONET GRAND/HIGH	1996	1.050	50,000,000	52,500,000
2646	103185 00045	MINIBUS	ISUZU	TBR 54 PRLC (PANTHER/BONET STANDART)	2001	1.050	62,000,000	65,100,000
2647	103185 00045	MINIBUS	ISUZU	TBR 54 PRLC (PANTHER/BONET STANDART)	2000	1.050	60,000,000	63,000,000
2648	103185 00045	MINIBUS	ISUZU	TBR 54 PRLC (PANTHER/BONET STANDART)	1999	1.050	53,000,000	55,650,000
2649	103185 00045	MINIBUS	ISUZU	TBR 54 PRLC (PANTHER/BONET STANDART)	1998	1.050	50,000,000	52,500,000
2650	103185 00045	MINIBUS	ISUZU	TBR 54 PRLC (PANTHER/BONET STANDART)	1997	1.050	44,000,000	46,200,000
2651	103185 00045	MINIBUS	ISUZU	TBR 54 PRLC (PANTHER/BONET STANDART)	1996	1.050	40,000,000	42,000,000
2652	103185 00045	MINIBUS	ISUZU	TBR 54 PRLC (PANTHER/BONET STANDART)	1995	1.050	36,000,000	37,800,000
2653	103185 00046	MINIBUS	ISUZU	TBR 54 PRLC (PANTHER/BONET SUPER)	2002	1.050	85,000,000	89,250,000
2654	103185 00046	MINIBUS	ISUZU	TBR 54 PRLC (PANTHER/BONET SUPER)	2001	1.050	76,000,000	79,800,000
2655	103185 00046	MINIBUS	ISUZU	TBR 54 PRLC (PANTHER/BONET SUPER)	2000	1.050	68,000,000	71,400,000
2656	103185 00046	MINIBUS	ISUZU	TBR 54 PRLC (PANTHER/BONET SUPER)	1999	1.050	61,000,000	64,050,000
2657	103185 00046	MINIBUS	ISUZU	TBR 54 PRLC (PANTHER/BONET SUPER)	1998	1.050	59,000,000	61,950,000
2658	103185 00046	MINIBUS	ISUZU	TBR 54 PRLC (PANTHER/BONET SUPER)	1997	1.050	53,000,000	55,650,000
2659	103185 00046	MINIBUS	ISUZU	TBR 54 PRLC (PANTHER/BONET SUPER)	1996	1.050	47,000,000	49,350,000
2660	103185 00046	MINIBUS	ISUZU	TBR 54 PRLC (PANTHER/BONET SUPER)	1995	1.050	43,000,000	45,150,000
2661	103185 00047	MINIBUS	ISUZU	TBR 54 PRSC (PANTHER/BONET GRAND/HIGH	2001	1.050	80,000,000	84,000,000
2662	103185 00071	MINIBUS	ISUZU	TLD 24 C	1990	1.050	19,000,000	19,950,000
2663	103185 00071	MINIBUS	ISUZU	TLD 24 C	1989	1.050	17,000,000	17,850,000
2664	103185 00072	MINIBUS	ISUZU	TLD 24 C BISON/2400cc	1984	1.050	17,000,000	17,850,000
2665	103185 00072	MINIBUS	ISUZU	TLD 24 C BISON/2400cc	1983	1.050	16,000,000	16,800,000
2666	103185 00072	MINIBUS	ISUZU	TLD 24 C BISON/2400cc	1982	1.050	15,000,000	15,750,000
2667	103185 00072	MINIBUS	ISUZU	TLD 24 C BISON/2400cc	1981	1.050	14,000,000	14,700,000
2668	103185 00072	MINIBUS	ISUZU	TLD 24 C BISON/2400cc	1980	1.050	13,000,000	13,650,000
2669	103185 00073	MINIBUS	ISUZU	TLD 56	1992	1.050	26,000,000	27,300,000
2670	103185 00073	MINIBUS	ISUZU	TLD 56	1991	1.050	25,000,000	26,250,000
2671	103185 00073	MINIBUS	ISUZU	TLD 56	1990	1.050	24,000,000	25,200,000
2672	103185 00073	MINIBUS	ISUZU	TLD 56	1989	1.050	23,000,000	24,150,000
2673	103185 00073	MINIBUS	ISUZU	TLD 56	1988	1.050	22,000,000	23,100,000
2674	103185 00073	MINIBUS	ISUZU	TLD 56	1987	1.050	21,000,000	22,050,000
2675	103185 00073	MINIBUS	ISUZU	TLD 56	1986	1.050	20,000,000	21,000,000
2676	103185 00073	MINIBUS	ISUZU	TLD 56	1985	1.050	19,000,000	19,950,000
2677	103185 00073	MINIBUS	ISUZU	TLD 56	1984	1.050	18,000,000	18,900,000
2678	103185 00073	MINIBUS	ISUZU	TLD 56	1983	1.050	17,000,000	17,850,000
2679	103185 00073	MINIBUS	ISUZU	TLD 56	1982	1.050	16,000,000	16,800,000
2680	103185 00073	MINIBUS	ISUZU	TLD 56	1981	1.050	15,000,000	15,750,000
2681	103185 00073	MINIBUS	ISUZU	TLD 56	1980	1.050	14,000,000	14,700,000
2682	103185 00074	MINIBUS	ISUZU	TYPE TBR 52 PRLC (PHANTER/BONET)	1996	1.050	37,000,000	38,850,000
2683	103185 00074	MINIBUS	ISUZU	TYPE TBR 52 PRLC (PHANTER/BONET)	1995	1.050	34,000,000	35,700,000
2684	103185 00074	MINIBUS	ISUZU	TYPE TBR 52 PRLC (PHANTER/BONET)	1994	1.050	31,000,000	32,550,000
2685	103185 00074	MINIBUS	ISUZU	TYPE TBR 52 PRLC (PHANTER/BONET)	1993	1.050	29,000,000	30,450,000
2686	103185 00074	MINIBUS	ISUZU	TYPE TBR 52 PRLC (PHANTER/BONET)	1992	1.050	28,000,000	29,400,000
2687	103185 00074	MINIBUS	ISUZU	TYPE TBR 52 PRLC (PHANTER/BONET)	1991	1.050	26,000,000	27,300,000
2688	103185 00074	MINIBUS	ISUZU	TYPE TBR 52 PRLC (PHANTER/BONET)	1990	1.050	24,000,000	25,200,000
2689	103185 00075	MINIBUS	ISUZU	TYPE WER 1800cc	1983	1.050	19,000,000	19,950,000
2690	103185 00075	MINIBUS	ISUZU	TYPE WER 1800cc	1982	1.050	17,000,000	17,850,000
2691	103185 00076	MINIBUS	ISUZU	WER DIESEL 1955cc BUILT UP	1983	1.050	19,000,000	19,950,000
2692	103185 00076	MINIBUS	ISUZU	WER DIESEL 1955cc BUILT UP	1982	1.050	17,000,000	17,850,000
2693	103185 00076	MINIBUS	ISUZU	WER DIESEL 1955cc BUILT UP	1981	1.050	15,000,000	15,750,000
2694	103215 00037	MINIBUS	KIA	ALL NEW RIO 1.4 (4X2) AT	2018	1.050	177,000,000	185,850,000
2695	103215 00038	MINIBUS	KIA	ALL NEW RIO 1.4 (4X2) MT	2018	1.050	165,000,000	173,250,000
2696	103215 00109	MINIBUS	KIA	ALL NEW RIO 1.4 A/T	2019	1.050	215,000,000	225,750,000

NO	KODING	JENIS	MERЕК	TIPE	TH BUAT	BOBOT	NJKB	DP PKB
1	2	3	4	5	6	7	8	9
2697	103215 00110	MINIBUS	KIA	ALL NEW RIO 1.4 M/T	2019	1.050	203,000,000	213,150,000
2698	103215 00041	MINIBUS	KIA	CARENS 2.0 (4X2) LX A/T	2015	1.050	212,000,000	222,600,000
2699	103215 00041	MINIBUS	KIA	CARENS 2.0 (4X2) LX A/T	2014	1.050	203,000,000	213,150,000
2700	103215 00041	MINIBUS	KIA	CARENS 2.0 (4X2) LX A/T	2013	1.050	191,000,000	200,550,000
2701	103215 00042	MINIBUS	KIA	CARENS 2.0 (4X2) LX M/T	2015	1.050	202,000,000	212,100,000
2702	103215 00042	MINIBUS	KIA	CARENS 2.0 (4X2) LX M/T	2014	1.050	192,000,000	201,600,000
2703	103215 00042	MINIBUS	KIA	CARENS 2.0 (4X2) LX M/T	2013	1.050	181,000,000	190,050,000
2704	103215 00039	MINIBUS	KIA	CARENS AT	2005	1.050	90,000,000	94,500,000
2705	103215 00039	MINIBUS	KIA	CARENS AT	2004	1.050	85,000,000	89,250,000
2706	103215 00039	MINIBUS	KIA	CARENS AT	2003	1.050	77,000,000	80,850,000
2707	103215 00039	MINIBUS	KIA	CARENS AT	2002	1.050	76,000,000	79,800,000
2708	103215 00039	MINIBUS	KIA	CARENS AT	2001	1.050	74,000,000	77,700,000
2709	103215 00039	MINIBUS	KIA	CARENS AT	2000	1.050	71,000,000	74,550,000
2710	103215 00043	MINIBUS	KIA	CARENS II ELEGANCE MT	2005	1.050	98,000,000	102,900,000
2711	103215 00040	MINIBUS	KIA	CARENS MT	2004	1.050	77,000,000	80,850,000
2712	103215 00040	MINIBUS	KIA	CARENS MT	2003	1.050	73,000,000	76,650,000
2713	103215 00040	MINIBUS	KIA	CARENS MT	2002	1.050	70,000,000	73,500,000
2714	103215 00040	MINIBUS	KIA	CARENS MT	2001	1.050	68,000,000	71,400,000
2715	103215 00040	MINIBUS	KIA	CARENS MT	2000	1.050	65,000,000	68,250,000
2716	103215 00044	MINIBUS	KIA	CARENS SE AT	2008	1.050	122,000,000	128,100,000
2717	103215 00044	MINIBUS	KIA	CARENS SE AT	2007	1.050	116,000,000	121,800,000
2718	103215 00044	MINIBUS	KIA	CARENS SE AT	2006	1.050	108,000,000	113,400,000
2719	103215 00044	MINIBUS	KIA	CARENS SE AT	2005	1.050	95,000,000	99,750,000
2720	103215 00045	MINIBUS	KIA	CARENS SE MT	2008	1.050	113,000,000	118,650,000
2721	103215 00045	MINIBUS	KIA	CARENS SE MT	2007	1.050	108,000,000	113,400,000
2722	103215 00045	MINIBUS	KIA	CARENS SE MT	2006	1.050	98,000,000	102,900,000
2723	103215 00045	MINIBUS	KIA	CARENS SE MT	2005	1.050	86,000,000	90,300,000
2724	103215 00045	MINIBUS	KIA	CARENS SE MT	2004	1.050	81,000,000	85,050,000
2725	103215 00046	MINIBUS	KIA	CARNIVAL AT	2004	1.050	110,000,000	115,500,000
2726	103215 00046	MINIBUS	KIA	CARNIVAL AT	2003	1.050	106,000,000	111,300,000
2727	103215 00046	MINIBUS	KIA	CARNIVAL AT	2002	1.050	104,000,000	109,200,000
2728	103215 00046	MINIBUS	KIA	CARNIVAL AT	2001	1.050	98,000,000	102,900,000
2729	103215 00046	MINIBUS	KIA	CARNIVAL AT	2000	1.050	94,000,000	98,700,000
2730	103215 00047	MINIBUS	KIA	CARNIVAL AT DIESEL	2004	1.050	116,000,000	121,800,000
2731	103215 00047	MINIBUS	KIA	CARNIVAL AT DIESEL	2003	1.050	105,000,000	110,250,000
2732	103215 00047	MINIBUS	KIA	CARNIVAL AT DIESEL	2002	1.050	101,000,000	106,050,000
2733	103215 00047	MINIBUS	KIA	CARNIVAL AT DIESEL	2001	1.050	98,000,000	102,900,000
2734	103215 00047	MINIBUS	KIA	CARNIVAL AT DIESEL	2000	1.050	90,000,000	94,500,000
2735	103215 00048	MINIBUS	KIA	CARNIVAL AT GS LIMOUSINE	2003	1.050	216,000,000	226,800,000
2736	103215 00048	MINIBUS	KIA	CARNIVAL AT GS LIMOUSINE	2002	1.050	205,000,000	215,250,000
2737	103215 00049	MINIBUS	KIA	CARNIVAL MT	2003	1.050	104,000,000	109,200,000
2738	103215 00049	MINIBUS	KIA	CARNIVAL MT	2002	1.050	98,000,000	102,900,000
2739	103215 00049	MINIBUS	KIA	CARNIVAL MT	2001	1.050	94,000,000	98,700,000
2740	103215 00049	MINIBUS	KIA	CARNIVAL MT	2000	1.050	89,000,000	93,450,000
2741	103215 00050	MINIBUS	KIA	CARNIVAL MT DIESEL	2004	1.050	110,000,000	115,500,000
2742	103215 00050	MINIBUS	KIA	CARNIVAL MT DIESEL	2003	1.050	101,000,000	106,050,000
2743	103215 00050	MINIBUS	KIA	CARNIVAL MT DIESEL	2002	1.050	96,000,000	100,800,000
2744	103215 00050	MINIBUS	KIA	CARNIVAL MT DIESEL	2001	1.050	91,000,000	95,550,000
2745	103215 00050	MINIBUS	KIA	CARNIVAL MT DIESEL	2000	1.050	83,000,000	87,150,000
2746	103215 00053	MINIBUS	KIA	CERES 2.209cc	1992	1.050	17,000,000	17,850,000
2747	103215 00053	MINIBUS	KIA	CERES 2.209cc	1991	1.050	14,000,000	14,700,000
2748	103215 00051	MINIBUS	KIA	CERES (4x2)	2003	1.050	60,000,000	63,000,000
2749	103215 00051	MINIBUS	KIA	CERES (4x2)	2002	1.050	53,000,000	55,650,000
2750	103215 00051	MINIBUS	KIA	CERES (4x2)	2001	1.050	52,000,000	54,600,000
2751	103215 00051	MINIBUS	KIA	CERES (4x2)	2000	1.050	49,000,000	51,450,000
2752	103215 00052	MINIBUS	KIA	CERES (4x4)	2003	1.050	60,000,000	63,000,000
2753	103215 00052	MINIBUS	KIA	CERES (4x4)	2002	1.050	55,000,000	57,750,000
2754	103215 00052	MINIBUS	KIA	CERES (4x4)	2001	1.050	52,000,000	54,600,000
2755	103215 00052	MINIBUS	KIA	CERES (4x4)	2000	1.050	49,000,000	51,450,000
2756	103215 00054	MINIBUS	KIA	K2700	2019	1.050	140,000,000	147,000,000
2757	103215 00054	MINIBUS	KIA	K2700	2016	1.050	119,000,000	124,950,000
2758	103215 00054	MINIBUS	KIA	K2700	2015	1.050	114,000,000	119,700,000
2759	103215 00055	MINIBUS	KIA	NEW PICANTO SE 1.1L A/T	2011	1.050	98,000,000	102,900,000
2760	103215 00055	MINIBUS	KIA	NEW PICANTO SE 1.1L A/T	2010	1.050	94,000,000	98,700,000
2761	103215 00055	MINIBUS	KIA	NEW PICANTO SE 1.1L A/T	2009	1.050	88,000,000	92,400,000
2762	103215 00055	MINIBUS	KIA	NEW PICANTO SE 1.1L A/T	2008	1.050	80,000,000	84,000,000
2763	103215 00056	MINIBUS	KIA	NEW PICANTO SE 1.1L M/T	2011	1.050	83,000,000	87,150,000
2764	103215 00056	MINIBUS	KIA	NEW PICANTO SE 1.1L M/T	2010	1.050	75,000,000	78,750,000
2765	103215 00056	MINIBUS	KIA	NEW PICANTO SE 1.1L M/T	2009	1.050	70,000,000	73,500,000
2766	103215 00056	MINIBUS	KIA	NEW PICANTO SE 1.1L M/T	2008	1.050	64,000,000	67,200,000
2767	103215 00057	MINIBUS	KIA	NEW PREGIO 2.7 D 12 SMT	2007	1.050	151,000,000	158,550,000
2768	103215 00057	MINIBUS	KIA	NEW PREGIO 2.7 D 12 SMT	2006	1.050	134,000,000	140,700,000
2769	103215 00057	MINIBUS	KIA	NEW PREGIO 2.7 D 12 SMT	2005	1.050	125,000,000	131,250,000
2770	103215 00058	MINIBUS	KIA	NEW PREGIO 2.7 D AMBULANCE MT	2007	1.050	186,000,000	195,300,000
2771	103215 00058	MINIBUS	KIA	NEW PREGIO 2.7 D AMBULANCE MT	2006	1.050	175,000,000	183,750,000
2772	103215 00058	MINIBUS	KIA	NEW PREGIO 2.7 D AMBULANCE MT	2005	1.050	162,000,000	170,100,000
2773	103215 00059	MINIBUS	KIA	NEW PREGIO AMBULANCE	2007	1.050	166,000,000	174,300,000
2774	103215 00059	MINIBUS	KIA	NEW PREGIO AMBULANCE	2006	1.050	159,000,000	166,950,000
2775	103215 00059	MINIBUS	KIA	NEW PREGIO AMBULANCE	2005	1.050	144,000,000	151,200,000
2776	103215 00060	MINIBUS	KIA	NEW PREGIO GRAND TOURING 2.7	2005	1.050	144,000,000	151,200,000
2777	103215 00061	MINIBUS	KIA	NEW RIO SE 1.4 (5 DOORS) AT	2015	1.050	155,000,000	162,750,000
2778	103215 00061	MINIBUS	KIA	NEW RIO SE 1.4 (5 DOORS) AT	2014	1.050	147,000,000	154,350,000
2779	103215 00061	MINIBUS	KIA	NEW RIO SE 1.4 (5 DOORS) AT	2013	1.050	141,000,000	148,050,000
2780	103215 00061	MINIBUS	KIA	NEW RIO SE 1.4 (5 DOORS) AT	2012	1.050	134,000,000	140,700,000
2781	103215 00061	MINIBUS	KIA	NEW RIO SE 1.4 (5 DOORS) AT	2011	1.050	125,000,000	131,250,000
2782	103215 00062	MINIBUS	KIA	NEW RIO SE 1.4 (5 DOORS) MT	2015	1.050	142,000,000	149,100,000
2783	103215 00062	MINIBUS	KIA	NEW RIO SE 1.4 (5 DOORS) MT	2014	1.050	135,000,000	141,750,000
2784	103215 00062	MINIBUS	KIA	NEW RIO SE 1.4 (5 DOORS) MT	2013	1.050	127,000,000	133,350,000
2785	103215 00062	MINIBUS	KIA	NEW RIO SE 1.4 (5 DOORS) MT	2012	1.050	123,000,000	129,150,000
2786	103215 00062	MINIBUS	KIA	NEW RIO SE 1.4 (5 DOORS) MT	2011	1.050	118,000,000	123,900,000

NO	KODING	JENIS	MEREK	TIPE	TH BUAT	BOBOT	NJKB	DP PKB
1	2	3	4	5	6	7	8	9
2787	103215 00063	MINIBUS	KIA	PICANTO 1.2 AT	2018	1.050	116,000,000	121,800,000
2788	103215 00063	MINIBUS	KIA	PICANTO 1.2 AT	2017	1.050	114,000,000	119,700,000
2789	103215 00063	MINIBUS	KIA	PICANTO 1.2 AT	2016	1.050	108,000,000	113,400,000
2790	103215 00063	MINIBUS	KIA	PICANTO 1.2 AT	2015	1.050	103,000,000	108,150,000
2791	103215 00063	MINIBUS	KIA	PICANTO 1.2 AT	2014	1.050	98,000,000	102,900,000
2792	103215 00063	MINIBUS	KIA	PICANTO 1.2 AT	2013	1.050	93,000,000	97,650,000
2793	103215 00064	MINIBUS	KIA	PICANTO 1.2 AT 2	2018	1.050	114,000,000	119,700,000
2794	103215 00064	MINIBUS	KIA	PICANTO 1.2 AT 2	2017	1.050	112,000,000	117,600,000
2795	103215 00064	MINIBUS	KIA	PICANTO 1.2 AT 2	2016	1.050	106,000,000	111,300,000
2796	103215 00064	MINIBUS	KIA	PICANTO 1.2 AT 2	2015	1.050	101,000,000	106,050,000
2797	103215 00065	MINIBUS	KIA	PICANTO 1.2 MT	2018	1.050	105,000,000	110,250,000
2798	103215 00065	MINIBUS	KIA	PICANTO 1.2 MT	2017	1.050	104,000,000	109,200,000
2799	103215 00065	MINIBUS	KIA	PICANTO 1.2 MT	2016	1.050	99,000,000	103,950,000
2800	103215 00065	MINIBUS	KIA	PICANTO 1.2 MT	2015	1.050	94,000,000	98,700,000
2801	103215 00065	MINIBUS	KIA	PICANTO 1.2 MT	2014	1.050	89,000,000	93,450,000
2802	103215 00065	MINIBUS	KIA	PICANTO 1.2 MT	2013	1.050	85,000,000	89,250,000
2803	103215 00066	MINIBUS	KIA	PICANTO AT	2008	1.050	87,000,000	91,350,000
2804	103215 00066	MINIBUS	KIA	PICANTO AT	2007	1.050	80,000,000	84,000,000
2805	103215 00066	MINIBUS	KIA	PICANTO AT	2006	1.050	77,000,000	80,850,000
2806	103215 00066	MINIBUS	KIA	PICANTO AT	2005	1.050	74,000,000	77,700,000
2807	103215 00066	MINIBUS	KIA	PICANTO AT	2004	1.050	68,000,000	71,400,000
2808	103215 00067	MINIBUS	KIA	PICANTO MORNING 1.0 AT	2018	1.050	86,000,000	90,300,000
2809	103215 00067	MINIBUS	KIA	PICANTO MORNING 1.0 AT	2017	1.050	85,000,000	89,250,000
2810	103215 00067	MINIBUS	KIA	PICANTO MORNING 1.0 AT	2016	1.050	84,000,000	88,200,000
2811	103215 00067	MINIBUS	KIA	PICANTO MORNING 1.0 AT	2015	1.050	83,000,000	87,150,000
2812	103215 00067	MINIBUS	KIA	PICANTO MORNING 1.0 AT	2014	1.050	82,000,000	86,100,000
2813	103215 00068	MINIBUS	KIA	PICANTO MORNING 1.0 MT	2018	1.050	77,000,000	80,850,000
2814	103215 00068	MINIBUS	KIA	PICANTO MORNING 1.0 MT	2017	1.050	76,000,000	79,800,000
2815	103215 00068	MINIBUS	KIA	PICANTO MORNING 1.0 MT	2016	1.050	75,000,000	78,750,000
2816	103215 00068	MINIBUS	KIA	PICANTO MORNING 1.0 MT	2015	1.050	74,000,000	77,700,000
2817	103215 00068	MINIBUS	KIA	PICANTO MORNING 1.0 MT	2014	1.050	73,000,000	76,650,000
2818	103215 00069	MINIBUS	KIA	PICANTO MT	2008	1.050	72,000,000	75,600,000
2819	103215 00069	MINIBUS	KIA	PICANTO MT	2007	1.050	68,000,000	71,400,000
2820	103215 00069	MINIBUS	KIA	PICANTO MT	2006	1.050	64,000,000	67,200,000
2821	103215 00069	MINIBUS	KIA	PICANTO MT	2005	1.050	62,000,000	65,100,000
2822	103215 00069	MINIBUS	KIA	PICANTO MT	2004	1.050	57,000,000	59,850,000
2823	103215 00070	MINIBUS	KIA	PICANTO SE 1.1L A/T	2008	1.050	78,000,000	81,900,000
2824	103215 00070	MINIBUS	KIA	PICANTO SE 1.1L A/T	2007	1.050	74,000,000	77,700,000
2825	103215 00071	MINIBUS	KIA	PICANTO SE 1.1L M/T	2008	1.050	64,000,000	67,200,000
2826	103215 00071	MINIBUS	KIA	PICANTO SE 1.1L M/T	2007	1.050	63,000,000	66,150,000
2827	103215 00072	MINIBUS	KIA	PICANTO SE 1.2 AT	2015	1.050	124,000,000	130,200,000
2828	103215 00072	MINIBUS	KIA	PICANTO SE 1.2 AT	2014	1.050	119,000,000	124,950,000
2829	103215 00072	MINIBUS	KIA	PICANTO SE 1.2 AT	2013	1.050	112,000,000	117,600,000
2830	103215 00072	MINIBUS	KIA	PICANTO SE 1.2 AT	2012	1.050	107,000,000	112,350,000
2831	103215 00072	MINIBUS	KIA	PICANTO SE 1.2 AT	2011	1.050	102,000,000	107,100,000
2832	103215 00073	MINIBUS	KIA	PICANTO SE 1.2 MT	2015	1.050	110,000,000	115,500,000
2833	103215 00073	MINIBUS	KIA	PICANTO SE 1.2 MT	2014	1.050	105,000,000	110,250,000
2834	103215 00073	MINIBUS	KIA	PICANTO SE 1.2 MT	2013	1.050	101,000,000	106,050,000
2835	103215 00073	MINIBUS	KIA	PICANTO SE 1.2 MT	2012	1.050	97,000,000	101,850,000
2836	103215 00073	MINIBUS	KIA	PICANTO SE 1.2 MT	2011	1.050	91,000,000	95,550,000
2837	103215 00074	MINIBUS	KIA	PREGIO 2.7 D-GRAND TOURING MT	2005	1.050	161,000,000	169,050,000
2838	103215 00075	MINIBUS	KIA	PREGIO DIESEL MT	2003	1.050	110,000,000	115,500,000
2839	103215 00075	MINIBUS	KIA	PREGIO DIESEL MT	2002	1.050	104,000,000	109,200,000
2840	103215 00075	MINIBUS	KIA	PREGIO DIESEL MT	2001	1.050	100,000,000	105,000,000
2841	103215 00076	MINIBUS	KIA	PREGIO MT	2005	1.050	121,000,000	127,050,000
2842	103215 00076	MINIBUS	KIA	PREGIO MT	2004	1.050	111,000,000	116,550,000
2843	103215 00076	MINIBUS	KIA	PREGIO MT	2003	1.050	102,000,000	107,100,000
2844	103215 00076	MINIBUS	KIA	PREGIO MT	2002	1.050	100,000,000	105,000,000
2845	103215 00076	MINIBUS	KIA	PREGIO MT	2001	1.050	97,000,000	101,850,000
2846	103215 00077	MINIBUS	KIA	PREGIO SE 2.7 DIESEL MT	2015	1.050	232,000,000	243,600,000
2847	103215 00077	MINIBUS	KIA	PREGIO SE 2.7 DIESEL MT	2014	1.050	219,000,000	229,950,000
2848	103215 00077	MINIBUS	KIA	PREGIO SE 2.7 DIESEL MT	2013	1.050	215,000,000	225,750,000
2849	103215 00077	MINIBUS	KIA	PREGIO SE 2.7 DIESEL MT	2012	1.050	200,000,000	210,000,000
2850	103215 00077	MINIBUS	KIA	PREGIO SE 2.7 DIESEL MT	2011	1.050	186,000,000	195,300,000
2851	103215 00077	MINIBUS	KIA	PREGIO SE 2.7 DIESEL MT	2010	1.050	157,000,000	164,850,000
2852	103215 00077	MINIBUS	KIA	PREGIO SE 2.7 DIESEL MT	2009	1.050	151,000,000	158,550,000
2853	103215 00077	MINIBUS	KIA	PREGIO SE 2.7 DIESEL MT	2008	1.050	142,000,000	149,100,000
2854	103215 00078	MINIBUS	KIA	PREGIO SE MT DIESEL	2007	1.050	113,000,000	118,650,000
2855	103215 00078	MINIBUS	KIA	PREGIO SE MT DIESEL	2006	1.050	107,000,000	112,350,000
2856	103215 00078	MINIBUS	KIA	PREGIO SE MT DIESEL	2005	1.050	103,000,000	108,150,000
2857	103215 00078	MINIBUS	KIA	PREGIO SE MT DIESEL	2004	1.050	95,000,000	99,750,000
2858	103215 00078	MINIBUS	KIA	PREGIO SE MT DIESEL	2003	1.050	86,000,000	90,300,000
2859	103215 00079	MINIBUS	KIA	RIO 1.4 (4X2) AT	2018	1.050	120,000,000	126,000,000
2860	103215 00079	MINIBUS	KIA	RIO 1.4 (4X2) AT	2017	1.050	118,000,000	123,900,000
2861	103215 00079	MINIBUS	KIA	RIO 1.4 (4X2) AT	2016	1.050	116,000,000	121,800,000
2862	103215 00079	MINIBUS	KIA	RIO 1.4 (4X2) AT	2015	1.050	114,000,000	119,700,000
2863	103215 00080	MINIBUS	KIA	RIO 1.4 (4X2) AT 2	2018	1.050	108,000,000	113,400,000
2864	103215 00080	MINIBUS	KIA	RIO 1.4 (4X2) AT 2	2017	1.050	106,000,000	111,300,000
2865	103215 00080	MINIBUS	KIA	RIO 1.4 (4X2) AT 2	2016	1.050	104,000,000	109,200,000
2866	103215 00081	MINIBUS	KIA	RIO 1.4 (4X2) MT	2018	1.050	109,000,000	114,450,000
2867	103215 00081	MINIBUS	KIA	RIO 1.4 (4X2) MT	2017	1.050	107,000,000	112,350,000
2868	103215 00081	MINIBUS	KIA	RIO 1.4 (4X2) MT	2016	1.050	105,000,000	110,250,000
2869	103215 00081	MINIBUS	KIA	RIO 1.4 (4X2) MT	2015	1.050	103,000,000	108,150,000
2870	103215 00082	MINIBUS	KIA	RIO 1.4 (5 DOORS) AT	2018	1.050	120,000,000	126,000,000
2871	103215 00082	MINIBUS	KIA	RIO 1.4 (5 DOORS) AT	2016	1.050	117,000,000	122,850,000
2872	103215 00082	MINIBUS	KIA	RIO 1.4 (5 DOORS) AT	2015	1.050	113,000,000	118,650,000
2873	103215 00082	MINIBUS	KIA	RIO 1.4 (5 DOORS) AT	2014	1.050	110,000,000	115,500,000
2874	103215 00082	MINIBUS	KIA	RIO 1.4 (5 DOORS) AT	2013	1.050	107,000,000	112,350,000
2875	103215 00082	MINIBUS	KIA	RIO 1.4 (5 DOORS) AT	2008	1.050	104,000,000	109,200,000
2876	103215 00082	MINIBUS	KIA	RIO 1.4 (5 DOORS) AT	2007	1.050	101,000,000	106,050,000

NO	KODING	JENIS	MERЕК	TIPE	TH BUAT	BOBOT	NJKB	DP PKB
1	2	3	4	5	6	7	8	9
2877	103215 00082	MINIBUS	KIA	RIO 1.4 (5 DOORS) AT	2006	1.050	96,000,000	100,800,000
2878	103215 00082	MINIBUS	KIA	RIO 1.4 (5 DOORS) AT	2005	1.050	92,000,000	96,600,000
2879	103215 00083	MINIBUS	KIA	RIO 1.4 (5 DOORS) AT 2	2018	1.050	108,000,000	113,400,000
2880	103215 00083	MINIBUS	KIA	RIO 1.4 (5 DOORS) AT 2	2017	1.050	106,000,000	111,300,000
2881	103215 00083	MINIBUS	KIA	RIO 1.4 (5 DOORS) AT 2	2016	1.050	104,000,000	109,200,000
2882	103215 00083	MINIBUS	KIA	RIO 1.4 (5 DOORS) AT 2	2015	1.050	102,000,000	107,100,000
2883	103215 00084	MINIBUS	KIA	RIO 1.4 (5 DOORS) MT	2018	1.050	112,000,000	117,600,000
2884	103215 00084	MINIBUS	KIA	RIO 1.4 (5 DOORS) MT	2017	1.050	110,000,000	115,500,000
2885	103215 00084	MINIBUS	KIA	RIO 1.4 (5 DOORS) MT	2016	1.050	108,000,000	113,400,000
2886	103215 00084	MINIBUS	KIA	RIO 1.4 (5 DOORS) MT	2015	1.050	106,000,000	111,300,000
2887	103215 00084	MINIBUS	KIA	RIO 1.4 (5 DOORS) MT	2014	1.050	104,000,000	109,200,000
2888	103215 00084	MINIBUS	KIA	RIO 1.4 (5 DOORS) MT	2013	1.050	102,000,000	107,100,000
2889	103215 00084	MINIBUS	KIA	RIO 1.4 (5 DOORS) MT	2008	1.050	100,000,000	105,000,000
2890	103215 00084	MINIBUS	KIA	RIO 1.4 (5 DOORS) MT	2007	1.050	98,000,000	102,900,000
2891	103215 00084	MINIBUS	KIA	RIO 1.4 (5 DOORS) MT	2006	1.050	97,000,000	101,850,000
2892	103215 00084	MINIBUS	KIA	RIO 1.4 (5 DOORS) MT	2005	1.050	96,000,000	100,800,000
2893	103215 00084	MINIBUS	KIA	RIO 1.4 (5 DOORS) MT	2004	1.050	95,000,000	99,750,000
2894	103215 00085	MINIBUS	KIA	RIO SE 1.4 (5DOORS) AT	2011	1.050	110,000,000	115,500,000
2895	103215 00085	MINIBUS	KIA	RIO SE 1.4 (5DOORS) AT	2010	1.050	108,000,000	113,400,000
2896	103215 00086	MINIBUS	KIA	RIO SE 1.4 (5DOORS) MT	2011	1.050	101,000,000	106,050,000
2897	103215 00086	MINIBUS	KIA	RIO SE 1.4 (5DOORS) MT	2010	1.050	99,000,000	103,950,000
2898	103215 00087	MINIBUS	KIA	SEDONA 2.2 DIESEL A/T	2019	1.050	495,000,000	519,750,000
2899	103215 00087	MINIBUS	KIA	SEDONA 2.2 DIESEL A/T	2018	1.050	471,000,000	494,550,000
2900	103215 00088	MINIBUS	KIA	SEDONA 3.3 AT	2019	1.050	467,000,000	490,350,000
2901	103215 00088	MINIBUS	KIA	SEDONA 3.3 AT	2018	1.050	444,000,000	466,200,000
2902	103215 00088	MINIBUS	KIA	SEDONA 3.3 AT	2017	1.050	422,000,000	443,100,000
2903	103215 00089	MINIBUS	KIA	SEDONA AT BENSIN	2005	1.050	127,000,000	133,350,000
2904	103215 00089	MINIBUS	KIA	SEDONA AT BENSIN	2004	1.050	122,000,000	128,100,000
2905	103215 00089	MINIBUS	KIA	SEDONA AT BENSIN	2003	1.050	116,000,000	121,800,000
2906	103215 00089	MINIBUS	KIA	SEDONA AT BENSIN	2002	1.050	114,000,000	119,700,000
2907	103215 00090	MINIBUS	KIA	SEDONA AT DIESEL	2004	1.050	125,000,000	131,250,000
2908	103215 00090	MINIBUS	KIA	SEDONA AT DIESEL	2003	1.050	120,000,000	126,000,000
2909	103215 00090	MINIBUS	KIA	SEDONA AT DIESEL	2002	1.050	117,000,000	122,850,000
2910	103215 00091	MINIBUS	KIA	SEDONA E AT	2009	1.050	198,000,000	207,900,000
2911	103215 00091	MINIBUS	KIA	SEDONA E AT	2008	1.050	173,000,000	181,650,000
2912	103215 00091	MINIBUS	KIA	SEDONA E AT	2007	1.050	155,000,000	162,750,000
2913	103215 00091	MINIBUS	KIA	SEDONA E AT	2006	1.050	136,000,000	142,800,000
2914	103215 00091	MINIBUS	KIA	SEDONA E AT	2005	1.050	104,000,000	109,200,000
2915	103215 00092	MINIBUS	KIA	SEDONA E MT	2009	1.050	182,000,000	191,100,000
2916	103215 00092	MINIBUS	KIA	SEDONA E MT	2008	1.050	160,000,000	168,000,000
2917	103215 00092	MINIBUS	KIA	SEDONA E MT	2007	1.050	145,000,000	152,250,000
2918	103215 00092	MINIBUS	KIA	SEDONA E MT	2006	1.050	129,000,000	135,450,000
2919	103215 00092	MINIBUS	KIA	SEDONA E MT	2005	1.050	103,000,000	108,150,000
2920	103215 00093	MINIBUS	KIA	SEDONA MT	2004	1.050	111,000,000	116,550,000
2921	103215 00093	MINIBUS	KIA	SEDONA MT	2003	1.050	104,000,000	109,200,000
2922	103215 00093	MINIBUS	KIA	SEDONA MT	2002	1.050	100,000,000	105,000,000
2923	103215 00111	MINIBUS	KIA	STINGER 2.0 GT A/T	2019	1.050	619,000,000	649,950,000
2924	103215 00094	MINIBUS	KIA	TRAVELLO MT 2.7 16 SEAT OPTION 2	2011	1.050	147,000,000	154,350,000
2925	103215 00094	MINIBUS	KIA	TRAVELLO MT 2.7 16 SEAT OPTION 2	2010	1.050	144,000,000	151,200,000
2926	103215 00094	MINIBUS	KIA	TRAVELLO MT 2.7 16 SEAT OPTION 2	2009	1.050	142,000,000	149,100,000
2927	103215 00094	MINIBUS	KIA	TRAVELLO MT 2.7 16 SEAT OPTION 2	2008	1.050	131,000,000	137,550,000
2928	103215 00094	MINIBUS	KIA	TRAVELLO MT 2.7 16 SEAT OPTION 2	2007	1.050	113,000,000	118,650,000
2929	103215 00095	MINIBUS	KIA	VISTO AT	2004	1.050	68,000,000	71,400,000
2930	103215 00095	MINIBUS	KIA	VISTO AT	2003	1.050	62,000,000	65,100,000
2931	103215 00095	MINIBUS	KIA	VISTO AT	2002	1.050	60,000,000	63,000,000
2932	103215 00095	MINIBUS	KIA	VISTO AT	2001	1.050	57,000,000	59,850,000
2933	103215 00095	MINIBUS	KIA	VISTO AT	2000	1.050	52,000,000	54,600,000
2934	103215 00096	MINIBUS	KIA	VISTO MT	2004	1.050	61,000,000	64,050,000
2935	103215 00096	MINIBUS	KIA	VISTO MT	2003	1.050	57,000,000	59,850,000
2936	103215 00096	MINIBUS	KIA	VISTO MT	2002	1.050	54,000,000	56,700,000
2937	103215 00096	MINIBUS	KIA	VISTO MT	2001	1.050	52,000,000	54,600,000
2938	103215 00096	MINIBUS	KIA	VISTO MT	2000	1.050	49,000,000	51,450,000
2939	103245 00005	MINIBUS	MAHINDRA	VOYAGER MT	2003	1.050	65,000,000	68,250,000
2940	103245 00005	MINIBUS	MAHINDRA	VOYAGER MT	2002	1.050	63,000,000	66,150,000
2941	103245 00005	MINIBUS	MAHINDRA	VOYAGER MT	2001	1.050	57,000,000	59,850,000
2942	103245 00005	MINIBUS	MAHINDRA	VOYAGER MT	2000	1.050	56,000,000	58,800,000
2943	103253 00090	MINIBUS	MAZDA	1500cc	1980	1.050	10,000,000	10,500,000
2944	103253 00248	MINIBUS	MAZDA	2	2019	1.050	245,000,000	257,250,000
2945	103253 00091	MINIBUS	MAZDA	2 1.5L A/T	2009	1.050	157,000,000	164,850,000
2946	103253 00091	MINIBUS	MAZDA	2 1.5L A/T	2008	1.050	141,000,000	148,050,000
2947	103253 00092	MINIBUS	MAZDA	2 1.5L A/T GT SKYACTIV	2018	1.050	207,000,000	217,350,000
2948	103253 00092	MINIBUS	MAZDA	2 1.5L A/T GT SKYACTIV	2017	1.050	195,000,000	204,750,000
2949	103253 00092	MINIBUS	MAZDA	2 1.5L A/T GT SKYACTIV	2016	1.050	185,000,000	194,250,000
2950	103253 00092	MINIBUS	MAZDA	2 1.5L A/T GT SKYACTIV	2015	1.050	176,000,000	184,800,000
2951	103253 00093	MINIBUS	MAZDA	2 1.5L A/T HIGH SKYACTIV	2018	1.050	185,000,000	194,250,000
2952	103253 00093	MINIBUS	MAZDA	2 1.5L A/T HIGH SKYACTIV	2017	1.050	178,000,000	186,900,000
2953	103253 00093	MINIBUS	MAZDA	2 1.5L A/T HIGH SKYACTIV	2016	1.050	169,000,000	177,450,000
2954	103253 00093	MINIBUS	MAZDA	2 1.5L A/T HIGH SKYACTIV	2015	1.050	161,000,000	169,050,000
2955	103253 00094	MINIBUS	MAZDA	2 1.5L A/T LOW SKYACTIV	2018	1.050	213,000,000	223,650,000
2956	103253 00094	MINIBUS	MAZDA	2 1.5L A/T LOW SKYACTIV	2017	1.050	165,000,000	173,250,000
2957	103253 00094	MINIBUS	MAZDA	2 1.5L A/T LOW SKYACTIV	2016	1.050	157,000,000	164,850,000
2958	103253 00094	MINIBUS	MAZDA	2 1.5L A/T LOW SKYACTIV	2015	1.050	150,000,000	157,500,000
2959	103253 00095	MINIBUS	MAZDA	2 1.5L HB R A/T	2015	1.050	180,000,000	189,000,000
2960	103253 00095	MINIBUS	MAZDA	2 1.5L HB R A/T	2014	1.050	172,000,000	180,600,000
2961	103253 00095	MINIBUS	MAZDA	2 1.5L HB R A/T	2013	1.050	164,000,000	172,200,000
2962	103253 00095	MINIBUS	MAZDA	2 1.5L HB R A/T	2012	1.050	163,000,000	171,150,000
2963	103253 00095	MINIBUS	MAZDA	2 1.5L HB R A/T	2011	1.050	158,000,000	165,900,000
2964	103253 00095	MINIBUS	MAZDA	2 1.5L HB R A/T	2010	1.050	154,000,000	161,700,000
2965	103253 00095	MINIBUS	MAZDA	2 1.5L HB R A/T	2009	1.050	137,000,000	143,850,000
2966	103253 00096	MINIBUS	MAZDA	2 1.5L HB R M/T	2015	1.050	175,000,000	183,750,000

NO	KODING	JENIS	MEREK	TIPE	TH BUAT	BOBOT	NJKB	DP PKB
1	2	3	4	5	6	7	8	9
2967	103253 00096	MINIBUS	MAZDA	2 1.5L HB R M/T	2014	1.050	167,000,000	175,350,000
2968	103253 00096	MINIBUS	MAZDA	2 1.5L HB R M/T	2013	1.050	161,000,000	169,050,000
2969	103253 00096	MINIBUS	MAZDA	2 1.5L HB R M/T	2012	1.050	154,000,000	161,700,000
2970	103253 00096	MINIBUS	MAZDA	2 1.5L HB R M/T	2011	1.050	152,000,000	159,600,000
2971	103253 00096	MINIBUS	MAZDA	2 1.5L HB R M/T	2010	1.050	149,000,000	156,450,000
2972	103253 00096	MINIBUS	MAZDA	2 1.5L HB R M/T	2009	1.050	132,000,000	138,600,000
2973	103253 00097	MINIBUS	MAZDA	2 1.5L HB RZ A/T	2015	1.050	188,000,000	197,400,000
2974	103253 00097	MINIBUS	MAZDA	2 1.5L HB RZ A/T	2014	1.050	179,000,000	187,950,000
2975	103253 00097	MINIBUS	MAZDA	2 1.5L HB RZ A/T	2013	1.050	176,000,000	184,800,000
2976	103253 00097	MINIBUS	MAZDA	2 1.5L HB RZ A/T	2012	1.050	175,000,000	183,750,000
2977	103253 00098	MINIBUS	MAZDA	2 1.5L HB S A/T	2015	1.050	175,000,000	183,750,000
2978	103253 00098	MINIBUS	MAZDA	2 1.5L HB S A/T	2014	1.050	167,000,000	175,350,000
2979	103253 00098	MINIBUS	MAZDA	2 1.5L HB S A/T	2013	1.050	164,000,000	172,200,000
2980	103253 00098	MINIBUS	MAZDA	2 1.5L HB S A/T	2012	1.050	145,000,000	152,250,000
2981	103253 00098	MINIBUS	MAZDA	2 1.5L HB S A/T	2011	1.050	142,000,000	149,100,000
2982	103253 00098	MINIBUS	MAZDA	2 1.5L HB S A/T	2010	1.050	139,000,000	145,950,000
2983	103253 00098	MINIBUS	MAZDA	2 1.5L HB S A/T	2009	1.050	129,000,000	135,450,000
2984	103253 00099	MINIBUS	MAZDA	2 1.5L HB S M/T	2015	1.050	166,000,000	174,300,000
2985	103253 00099	MINIBUS	MAZDA	2 1.5L HB S M/T	2014	1.050	158,000,000	165,900,000
2986	103253 00099	MINIBUS	MAZDA	2 1.5L HB S M/T	2013	1.050	156,000,000	163,800,000
2987	103253 00099	MINIBUS	MAZDA	2 1.5L HB S M/T	2012	1.050	138,000,000	144,900,000
2988	103253 00099	MINIBUS	MAZDA	2 1.5L HB S M/T	2011	1.050	137,000,000	143,850,000
2989	103253 00099	MINIBUS	MAZDA	2 1.5L HB S M/T	2010	1.050	134,000,000	140,700,000
2990	103253 00099	MINIBUS	MAZDA	2 1.5L HB S M/T	2009	1.050	123,000,000	129,150,000
2991	103253 00100	MINIBUS	MAZDA	2 1.5L HB V A/T	2015	1.050	164,850,000	173,092,500
2992	103253 00100	MINIBUS	MAZDA	2 1.5L HB V A/T	2014	1.050	157,000,000	164,850,000
2993	103253 00100	MINIBUS	MAZDA	2 1.5L HB V A/T	2013	1.050	153,000,000	160,650,000
2994	103253 00101	MINIBUS	MAZDA	2 1.5L HB V M/T	2015	1.050	159,000,000	166,950,000
2995	103253 00101	MINIBUS	MAZDA	2 1.5L HB V M/T	2014	1.050	151,000,000	158,550,000
2996	103253 00101	MINIBUS	MAZDA	2 1.5L HB V M/T	2013	1.050	145,000,000	152,250,000
2997	103253 00101	MINIBUS	MAZDA	2 1.5L HB V M/T	2012	1.050	144,000,000	151,200,000
2998	103253 00102	MINIBUS	MAZDA	2 1.5L M/T HIGH SKYACTIV	2018	1.050	177,000,000	185,850,000
2999	103253 00102	MINIBUS	MAZDA	2 1.5L M/T HIGH SKYACTIV	2017	1.050	170,000,000	178,500,000
3000	103253 00102	MINIBUS	MAZDA	2 1.5L M/T HIGH SKYACTIV	2016	1.050	162,000,000	170,100,000
3001	103253 00102	MINIBUS	MAZDA	2 1.5L M/T HIGH SKYACTIV	2015	1.050	154,000,000	161,700,000
3002	103253 00103	MINIBUS	MAZDA	2 1.5L M/T LOW SKYACTIV	2018	1.050	205,000,000	215,250,000
3003	103253 00103	MINIBUS	MAZDA	2 1.5L M/T LOW SKYACTIV	2017	1.050	157,000,000	164,850,000
3004	103253 00103	MINIBUS	MAZDA	2 1.5L M/T LOW SKYACTIV	2016	1.050	149,000,000	156,450,000
3005	103253 00103	MINIBUS	MAZDA	2 1.5L M/T LOW SKYACTIV	2015	1.050	142,000,000	149,100,000
3006	103253 00104	MINIBUS	MAZDA	2 1.5L SPORTS 4 AT	2015	1.050	152,000,000	159,600,000
3007	103253 00104	MINIBUS	MAZDA	2 1.5L SPORTS 4 AT	2014	1.050	145,000,000	152,250,000
3008	103253 00104	MINIBUS	MAZDA	2 1.5L SPORTS 4 AT	2013	1.050	139,000,000	145,950,000
3009	103253 00105	MINIBUS	MAZDA	2 1.5L SPORTS 4 MT	2015	1.050	146,000,000	153,300,000
3010	103253 00105	MINIBUS	MAZDA	2 1.5L SPORTS 4 MT	2014	1.050	139,000,000	145,950,000
3011	103253 00105	MINIBUS	MAZDA	2 1.5L SPORTS 4 MT	2013	1.050	133,000,000	139,650,000
3012	103253 00249	MINIBUS	MAZDA	2 5HB RHD (C1500) 6EMT	2019	1.050	205,000,000	215,250,000
3013	103253 00106	MINIBUS	MAZDA	2 5HB RHD (CE1500) 6EAT-DB9JRAB	2019	1.050	245,000,000	257,250,000
3014	103253 00106	MINIBUS	MAZDA	2 5HB RHD (CE1500) 6EAT-DB9JRAB	2018	1.050	233,000,000	244,650,000
3015	103253 00107	MINIBUS	MAZDA	2 5HB RHD (CE1500) 6EAT-DG9DRAA	2019	1.050	248,000,000	260,400,000
3016	103253 00107	MINIBUS	MAZDA	2 5HB RHD (CE1500) 6EAT-DG9DRAA	2018	1.050	236,000,000	247,800,000
3017	103253 00108	MINIBUS	MAZDA	2 5HB RHD (CE1500) 6EAT-DG9DRAB	2019	1.050	219,000,000	229,950,000
3018	103253 00108	MINIBUS	MAZDA	2 5HB RHD (CE1500) 6EAT-DG9DRAB	2018	1.050	209,000,000	219,450,000
3019	103253 00108	MINIBUS	MAZDA	2 5HB RHD (CE1500) 6EAT-DG9DRAB	2017	1.050	199,000,000	208,950,000
3020	103253 00109	MINIBUS	MAZDA	2 5HB RHD (CE1500) 6EMT-DG9CRAA	2018	1.050	167,000,000	175,350,000
3021	103253 00110	MINIBUS	MAZDA	3 1.6 AT	2011	1.050	196,000,000	205,800,000
3022	103253 00110	MINIBUS	MAZDA	3 1.6 AT	2010	1.050	193,000,000	202,650,000
3023	103253 00110	MINIBUS	MAZDA	3 1.6 AT	2009	1.050	186,000,000	195,300,000
3024	103253 00110	MINIBUS	MAZDA	3 1.6 AT	2008	1.050	171,000,000	179,550,000
3025	103253 00110	MINIBUS	MAZDA	3 1.6 AT	2007	1.050	161,000,000	169,050,000
3026	103253 00110	MINIBUS	MAZDA	3 1.6 AT	2006	1.050	145,000,000	152,250,000
3027	103253 00110	MINIBUS	MAZDA	3 1.6 AT	2005	1.050	134,000,000	140,700,000
3028	103253 00111	MINIBUS	MAZDA	3 1.6 AT GLX	2005	1.050	157,000,000	164,850,000
3029	103253 00112	MINIBUS	MAZDA	3 1.6L A/T	2011	1.050	196,000,000	205,800,000
3030	103253 00112	MINIBUS	MAZDA	3 1.6L A/T	2010	1.050	193,000,000	202,650,000
3031	103253 00112	MINIBUS	MAZDA	3 1.6L A/T	2009	1.050	186,000,000	195,300,000
3032	103253 00112	MINIBUS	MAZDA	3 1.6L A/T	2008	1.050	171,000,000	179,550,000
3033	103253 00112	MINIBUS	MAZDA	3 1.6L A/T	2007	1.050	165,000,000	173,250,000
3034	103253 00113	MINIBUS	MAZDA	3 1.6L H A/T	2011	1.050	196,000,000	205,800,000
3035	103253 00113	MINIBUS	MAZDA	3 1.6L H A/T	2010	1.050	193,000,000	202,650,000
3036	103253 00113	MINIBUS	MAZDA	3 1.6L H A/T	2009	1.050	186,000,000	195,300,000
3037	103253 00113	MINIBUS	MAZDA	3 1.6L H A/T	2008	1.050	171,000,000	179,550,000
3038	103253 00113	MINIBUS	MAZDA	3 1.6L H A/T	2007	1.050	165,000,000	173,250,000
3039	103253 00114	MINIBUS	MAZDA	3 2.0 A/T	2011	1.050	230,000,000	241,500,000
3040	103253 00114	MINIBUS	MAZDA	3 2.0 A/T	2010	1.050	227,000,000	238,350,000
3041	103253 00114	MINIBUS	MAZDA	3 2.0 A/T	2009	1.050	221,000,000	232,050,000
3042	103253 00114	MINIBUS	MAZDA	3 2.0 A/T	2008	1.050	200,000,000	210,000,000
3043	103253 00114	MINIBUS	MAZDA	3 2.0 A/T	2007	1.050	179,000,000	187,950,000
3044	103253 00115	MINIBUS	MAZDA	3 2.0L AT	2011	1.050	230,000,000	241,500,000
3045	103253 00115	MINIBUS	MAZDA	3 2.0L AT	2010	1.050	227,000,000	238,350,000
3046	103253 00115	MINIBUS	MAZDA	3 2.0L AT	2009	1.050	221,000,000	232,050,000
3047	103253 00115	MINIBUS	MAZDA	3 2.0L AT	2008	1.050	200,000,000	210,000,000
3048	103253 00115	MINIBUS	MAZDA	3 2.0L AT	2007	1.050	179,000,000	187,950,000
3049	103253 00116	MINIBUS	MAZDA	3 2.0L H AT	2011	1.050	230,000,000	241,500,000
3050	103253 00116	MINIBUS	MAZDA	3 2.0L H AT	2010	1.050	227,000,000	238,350,000
3051	103253 00116	MINIBUS	MAZDA	3 2.0L H AT	2009	1.050	221,000,000	232,050,000
3052	103253 00116	MINIBUS	MAZDA	3 2.0L H AT	2008	1.050	200,000,000	210,000,000
3053	103253 00116	MINIBUS	MAZDA	3 2.0L H AT	2007	1.050	179,000,000	187,950,000
3054	103253 00116	MINIBUS	MAZDA	3 2.0L H AT	2006	1.050	165,000,000	173,250,000
3055	103253 00117	MINIBUS	MAZDA	3 5HB RHD (CE2000) 6EAT-BBTCRAH	2018	1.050	281,000,000	295,050,000
3056	103253 00118	MINIBUS	MAZDA	3 5HB RHD (CE2000) 6EAT-BBTCRAL	2019	1.050	325,000,000	341,250,000

NO	KODING	JENIS	MERЕК	TIPE	TH BUAT	BOBOT	NJKB	DP PKB
1	2	3	4	5	6	7	8	9
3057	103253 00118	MINIBUS	MAZDA	3 5HB RHD (CE2000) 6EAT-BBTCRAL	2018	1.050	309,000,000	324,450,000
3058	103253 00119	MINIBUS	MAZDA	5 2.0L A/T	2011	1.050	283,000,000	297,150,000
3059	103253 00119	MINIBUS	MAZDA	5 2.0L A/T	2010	1.050	280,000,000	294,000,000
3060	103253 00119	MINIBUS	MAZDA	5 2.0L A/T	2009	1.050	246,000,000	258,300,000
3061	103253 00119	MINIBUS	MAZDA	5 2.0L A/T	2008	1.050	221,000,000	232,050,000
3062	103253 00119	MINIBUS	MAZDA	5 2.0L A/T	2007	1.050	215,000,000	225,750,000
3063	103253 00120	MINIBUS	MAZDA	5 WGN RHD (CE2000) 6EAT-CH40RAC	2018	1.050	262,000,000	275,100,000
3064	103253 00121	MINIBUS	MAZDA	5 WGN RHD (CE2000) 6EAT-CH40RAD	2018	1.050	262,000,000	275,100,000
3065	103253 00122	MINIBUS	MAZDA	6 5HB RHD (CE2488) 6EAT-GCCCRAJ	2019	1.050	441,000,000	463,050,000
3066	103253 00122	MINIBUS	MAZDA	6 5HB RHD (CE2488) 6EAT-GCCCRAJ	2018	1.050	419,000,000	439,950,000
3067	103253 00123	MINIBUS	MAZDA	6 5HB RHD (CE2488) 6EAT-GSC5RAE	2018	1.050	348,000,000	365,400,000
3068	103253 00124	MINIBUS	MAZDA	6 5HB RHD (CE2488) 6EAT-GSC5RAF	2018	1.050	348,000,000	365,400,000
3069	103253 00125	MINIBUS	MAZDA	8 2.3L A/T	2018	1.050	342,000,000	359,100,000
3070	103253 00125	MINIBUS	MAZDA	8 2.3L A/T	2015	1.050	336,000,000	352,800,000
3071	103253 00125	MINIBUS	MAZDA	8 2.3L A/T	2014	1.050	330,000,000	346,500,000
3072	103253 00125	MINIBUS	MAZDA	8 2.3L A/T	2013	1.050	324,000,000	340,200,000
3073	103253 00125	MINIBUS	MAZDA	8 2.3L A/T	2012	1.050	318,000,000	333,900,000
3074	103253 00125	MINIBUS	MAZDA	8 2.3L A/T	2011	1.050	312,000,000	327,600,000
3075	103253 00126	MINIBUS	MAZDA	BIANTE 2.0 AT CH34RAD	2017	1.050	322,000,000	338,100,000
3076	103253 00127	MINIBUS	MAZDA	BIANTE 2.0L 5 A/T	2016	1.050	319,000,000	334,950,000
3077	103253 00127	MINIBUS	MAZDA	BIANTE 2.0L 5 A/T	2015	1.050	312,000,000	327,600,000
3078	103253 00127	MINIBUS	MAZDA	BIANTE 2.0L 5 A/T	2014	1.050	307,000,000	322,350,000
3079	103253 00127	MINIBUS	MAZDA	BIANTE 2.0L 5 A/T	2013	1.050	300,000,000	315,000,000
3080	103253 00127	MINIBUS	MAZDA	BIANTE 2.0L 5 A/T	2012	1.050	299,000,000	313,950,000
3081	103253 00128	MINIBUS	MAZDA	BIANTE 2.0L 6 A/T	2018	1.050	310,000,000	325,500,000
3082	103253 00128	MINIBUS	MAZDA	BIANTE 2.0L 6 A/T	2017	1.050	307,000,000	322,350,000
3083	103253 00128	MINIBUS	MAZDA	BIANTE 2.0L 6 A/T	2016	1.050	300,000,000	315,000,000
3084	103253 00128	MINIBUS	MAZDA	BIANTE 2.0L 6 A/T	2015	1.050	295,000,000	309,750,000
3085	103253 00128	MINIBUS	MAZDA	BIANTE 2.0L 6 A/T	2014	1.050	280,000,000	294,000,000
3086	103253 00129	MINIBUS	MAZDA	BIANTE 5WGN RHD (CE2000) 6EAT-CH34RAD	2018	1.050	350,000,000	367,500,000
3087	103253 00130	MINIBUS	MAZDA	BUILT UP EKS KTT ASEAN	2005	1.050	124,000,000	130,200,000
3088	103253 00131	MINIBUS	MAZDA	CX-3 2.0 AT DG1BRAA	2017	1.050	292,000,000	306,600,000
3089	103253 00132	MINIBUS	MAZDA	CX-3 5WGN RHD (CE2000) 6EAT-DG1BRAA	2018	1.050	298,000,000	312,900,000
3090	103253 00133	MINIBUS	MAZDA	CX-3 5WGN RHD (CE2000) 6EAT-DH2ERAX	2018	1.050	269,000,000	282,450,000
3091	103253 00133	MINIBUS	MAZDA	CX-3 5WGN RHD (CE2000) 6EAT-DH2ERAX	2017	1.050	264,000,000	277,200,000
3092	103253 00134	MINIBUS	MAZDA	CX-3 5WGN RHD (CE2000) 6EAT-DH2FRAA	2018	1.050	300,000,000	315,000,000
3093	103253 00134	MINIBUS	MAZDA	CX-3 5WGN RHD (CE2000) 6EAT-DH2FRAA	2017	1.050	298,000,000	312,900,000
3094	103253 00135	MINIBUS	MAZDA	CX-3 5WGN RHD (CE2000) 6EAT-DM6PRAU	2019	1.050	304,000,000	319,200,000
3095	103253 00135	MINIBUS	MAZDA	CX-3 5WGN RHD (CE2000) 6EAT-DM6PRAU	2018	1.050	289,000,000	303,450,000
3096	103253 00136	MINIBUS	MAZDA	CX-3 5WGN RHD (CE2000) 6EAT-DN2KRAA	2019	1.050	342,000,000	359,100,000
3097	103253 00136	MINIBUS	MAZDA	CX-3 5WGN RHD (CE2000) 6EAT-DN2KRAA	2018	1.050	325,000,000	341,250,000
3098	103253 00250	MINIBUS	MAZDA	CX-5	2019	1.050	444,000,000	466,200,000
3099	103253 00138	MINIBUS	MAZDA	CX-5 2.0L A/T GT	2018	1.050	318,000,000	333,900,000
3100	103253 00139	MINIBUS	MAZDA	CX-5 2.0L A/T HI	2015	1.050	257,000,000	269,850,000
3101	103253 00139	MINIBUS	MAZDA	CX-5 2.0L A/T HI	2014	1.050	244,000,000	256,200,000
3102	103253 00139	MINIBUS	MAZDA	CX-5 2.0L A/T HI	2013	1.050	232,000,000	243,600,000
3103	103253 00139	MINIBUS	MAZDA	CX-5 2.0L A/T HI	2012	1.050	221,000,000	232,050,000
3104	103253 00140	MINIBUS	MAZDA	CX-5 2.0L A/T LOW	2015	1.050	279,000,000	292,950,000
3105	103253 00140	MINIBUS	MAZDA	CX-5 2.0L A/T LOW	2014	1.050	266,000,000	279,300,000
3106	103253 00140	MINIBUS	MAZDA	CX-5 2.0L A/T LOW	2013	1.050	252,000,000	264,600,000
3107	103253 00140	MINIBUS	MAZDA	CX-5 2.0L A/T LOW	2012	1.050	239,000,000	250,950,000
3108	103253 00141	MINIBUS	MAZDA	CX-5 2.0L A/T SPORT	2018	1.050	269,000,000	282,450,000
3109	103253 00141	MINIBUS	MAZDA	CX-5 2.0L A/T SPORT	2017	1.050	264,000,000	277,200,000
3110	103253 00141	MINIBUS	MAZDA	CX-5 2.0L A/T SPORT	2016	1.050	259,000,000	271,950,000
3111	103253 00142	MINIBUS	MAZDA	CX-5 2.0L A/T TOURING	2018	1.050	299,000,000	313,950,000
3112	103253 00143	MINIBUS	MAZDA	CX-5 2.0L A/T URBAN	2018	1.050	288,000,000	302,400,000
3113	103253 00144	MINIBUS	MAZDA	CX-5 2.3L A/T HI	2012	1.050	298,000,000	312,900,000
3114	103253 00145	MINIBUS	MAZDA	CX-5 2.3L A/T LOW	2012	1.050	275,000,000	288,750,000
3115	103253 00146	MINIBUS	MAZDA	CX-5 2.5 AT KA4TRAF	2017	1.050	359,000,000	376,950,000
3116	103253 00147	MINIBUS	MAZDA	CX-5 2.5L A/T GT	2017	1.050	362,000,000	380,100,000
3117	103253 00147	MINIBUS	MAZDA	CX-5 2.5L A/T GT	2016	1.050	356,000,000	373,800,000
3118	103253 00137	MINIBUS	MAZDA	CX-5 2.5L AT HIGH	2016	1.050	316,000,000	331,800,000
3119	103253 00137	MINIBUS	MAZDA	CX-5 2.5L AT HIGH	2015	1.050	310,000,000	325,500,000
3120	103253 00137	MINIBUS	MAZDA	CX-5 2.5L AT HIGH	2014	1.050	304,000,000	319,200,000
3121	103253 00137	MINIBUS	MAZDA	CX-5 2.5L AT HIGH	2013	1.050	298,000,000	312,900,000
3122	103253 00148	MINIBUS	MAZDA	CX-5 2.5L A/T LOW	2016	1.050	283,000,000	297,150,000
3123	103253 00148	MINIBUS	MAZDA	CX-5 2.5L A/T LOW	2015	1.050	277,000,000	290,850,000
3124	103253 00149	MINIBUS	MAZDA	CX-5 2.5L A/T TOURING	2017	1.050	341,000,000	358,050,000
3125	103253 00149	MINIBUS	MAZDA	CX-5 2.5L A/T TOURING	2016	1.050	324,000,000	340,200,000
3126	103253 00150	MINIBUS	MAZDA	CX-5 2.5L A/T URBAN	2017	1.050	328,000,000	344,400,000
3127	103253 00150	MINIBUS	MAZDA	CX-5 2.5L A/T URBAN	2016	1.050	312,000,000	327,600,000
3128	103253 00150	MINIBUS	MAZDA	CX-5 2.5L A/T URBAN	2015	1.050	296,000,000	310,800,000
3129	103253 00151	MINIBUS	MAZDA	CX-5 5WGN RHD (CE2488) 6EAT-KA4TRAE	2018	1.050	257,000,000	269,850,000
3130	103253 00152	MINIBUS	MAZDA	CX-5 5WGN RHD (CE2488) 6EAT-KA4TRAF	2018	1.050	315,000,000	330,750,000
3131	103253 00153	MINIBUS	MAZDA	CX-5 5WGN RHD (CE2488) 6EAT-KF2KRAN	2018	1.050	348,000,000	365,400,000
3132	103253 00154	MINIBUS	MAZDA	CX-5 5WGN RHD (CE2488) 6EAT-KF2KRAQ	2018	1.050	358,000,000	375,900,000
3133	103253 00155	MINIBUS	MAZDA	CX-5 5WGN RHD (CE2488) 6EAT-ZP10-RAA	2019	1.050	389,000,000	408,450,000
3134	103253 00155	MINIBUS	MAZDA	CX-5 5WGN RHD (CE2488) 6EAT-ZP10-RAA	2018	1.050	370,000,000	388,500,000
3135	103253 00156	MINIBUS	MAZDA	CX-5 5WGN RHD (CE2488) 6EAT-ZP10-RAB	2019	1.050	411,000,000	431,550,000
3136	103253 00156	MINIBUS	MAZDA	CX-5 5WGN RHD (CE2488) 6EAT-ZP10-RAB	2018	1.050	391,000,000	410,550,000
3137	103253 00157	MINIBUS	MAZDA	CX-5 5WGN RHD (CE2488) 6EAT-ZP10-RAC	2019	1.050	428,000,000	449,400,000
3138	103253 00157	MINIBUS	MAZDA	CX-5 5WGN RHD (CE2488) 6EAT-ZP10-RAC	2018	1.050	407,000,000	427,350,000
3139	103253 00158	MINIBUS	MAZDA	CX-7	2011	1.050	457,000,000	479,850,000
3140	103253 00158	MINIBUS	MAZDA	CX-7	2010	1.050	444,000,000	466,200,000
3141	103253 00158	MINIBUS	MAZDA	CX-7	2009	1.050	408,000,000	428,400,000
3142	103253 00158	MINIBUS	MAZDA	CX-7	2008	1.050	372,000,000	390,600,000
3143	103253 00158	MINIBUS	MAZDA	CX-7	2007	1.050	358,000,000	375,900,000
3144	103253 00159	MINIBUS	MAZDA	CX-7 2.3L A/T 4X2 HI	2015	1.050	492,000,000	516,600,000
3145	103253 00159	MINIBUS	MAZDA	CX-7 2.3L A/T 4X2 HI	2014	1.050	468,000,000	491,400,000
3146	103253 00159	MINIBUS	MAZDA	CX-7 2.3L A/T 4X2 HI	2013	1.050	455,000,000	477,750,000

NO	KODING	JENIS	MEREK	TIPE	TH BUAT	BOBOT	NJKB	DP PKB
1	2	3	4	5	6	7	8	9
3147	103253 00159	MINIBUS	MAZDA	CX-7 2.3L A/T 4X2 HI	2012	1.050	454,000,000	476,700,000
3148	103253 00159	MINIBUS	MAZDA	CX-7 2.3L A/T 4X2 HI	2011	1.050	449,000,000	471,450,000
3149	103253 00159	MINIBUS	MAZDA	CX-7 2.3L A/T 4X2 HI	2010	1.050	441,000,000	463,050,000
3150	103253 00159	MINIBUS	MAZDA	CX-7 2.3L A/T 4X2 HI	2009	1.050	435,000,000	456,750,000
3151	103253 00160	MINIBUS	MAZDA	CX-7 2.3L A/T 4X2 LOW	2015	1.050	477,000,000	500,850,000
3152	103253 00160	MINIBUS	MAZDA	CX-7 2.3L A/T 4X2 LOW	2014	1.050	455,000,000	477,750,000
3153	103253 00160	MINIBUS	MAZDA	CX-7 2.3L A/T 4X2 LOW	2013	1.050	409,000,000	429,450,000
3154	103253 00160	MINIBUS	MAZDA	CX-7 2.3L A/T 4X2 LOW	2012	1.050	408,000,000	428,400,000
3155	103253 00160	MINIBUS	MAZDA	CX-7 2.3L A/T 4X2 LOW	2011	1.050	404,000,000	424,200,000
3156	103253 00160	MINIBUS	MAZDA	CX-7 2.3L A/T 4X2 LOW	2010	1.050	396,000,000	415,800,000
3157	103253 00160	MINIBUS	MAZDA	CX-7 2.3L A/T 4X2 LOW	2009	1.050	377,000,000	395,850,000
3158	103253 00161	MINIBUS	MAZDA	E 2000	2004	1.050	87,000,000	91,350,000
3159	103253 00161	MINIBUS	MAZDA	E 2000	2003	1.050	75,000,000	78,750,000
3160	103253 00161	MINIBUS	MAZDA	E 2000	2002	1.050	70,000,000	73,500,000
3161	103253 00161	MINIBUS	MAZDA	E 2000	2001	1.050	66,000,000	69,300,000
3162	103253 00161	MINIBUS	MAZDA	E 2000	2000	1.050	64,000,000	67,200,000
3163	103253 00161	MINIBUS	MAZDA	E 2000	1999	1.050	56,000,000	58,800,000
3164	103253 00161	MINIBUS	MAZDA	E 2000	1998	1.050	54,000,000	56,700,000
3165	103253 00161	MINIBUS	MAZDA	E 2000	1997	1.050	50,000,000	52,500,000
3166	103253 00161	MINIBUS	MAZDA	E 2000	1996	1.050	46,000,000	48,300,000
3167	103253 00162	MINIBUS	MAZDA	E2000 FLEXI VAN	2005	1.050	100,000,000	105,000,000
3168	103253 00162	MINIBUS	MAZDA	E2000 FLEXI VAN	2004	1.050	91,000,000	95,550,000
3169	103253 00163	MINIBUS	MAZDA	F 100	1980	1.050	7,900,000	8,295,000
3170	103253 00164	MINIBUS	MAZDA	M1400 (VANTREND)	2000	1.050	38,000,000	39,900,000
3171	103253 00164	MINIBUS	MAZDA	M1400 (VANTREND)	1999	1.050	33,000,000	34,650,000
3172	103253 00164	MINIBUS	MAZDA	M1400 (VANTREND)	1998	1.050	28,000,000	29,400,000
3173	103253 00164	MINIBUS	MAZDA	M1400 (VANTREND)	1997	1.050	25,000,000	26,250,000
3174	103253 00164	MINIBUS	MAZDA	M1400 (VANTREND)	1996	1.050	24,000,000	25,200,000
3175	103253 00164	MINIBUS	MAZDA	M1400 (VANTREND)	1995	1.050	23,000,000	24,150,000
3176	103253 00164	MINIBUS	MAZDA	M1400 (VANTREND)	1994	1.050	21,000,000	22,050,000
3177	103253 00164	MINIBUS	MAZDA	M1400 (VANTREND)	1993	1.050	19,000,000	19,950,000
3178	103253 00167	MINIBUS	MAZDA	MAZDA2 1.5 AT DB9JRAB	2017	1.050	181,000,000	190,050,000
3179	103253 00168	MINIBUS	MAZDA	MAZDA3 2.0 AT BBTCTRAH	2017	1.050	271,000,000	284,550,000
3180	103253 00169	MINIBUS	MAZDA	MAZDA5 2.0 AT CH40RAC	2017	1.050	262,000,000	275,100,000
3181	103253 00165	MINIBUS	MAZDA	MAZDA 8 2.3L A/T	2017	1.050	390,000,000	409,500,000
3182	103253 00165	MINIBUS	MAZDA	MAZDA 8 2.3L A/T	2016	1.050	382,000,000	401,100,000
3183	103253 00166	MINIBUS	MAZDA	MAZDA CX-9 A/T	2019	1.050	623,000,000	654,150,000
3184	103253 00166	MINIBUS	MAZDA	MAZDA CX-9 A/T	2018	1.050	592,000,000	621,600,000
3185	103253 00170	MINIBUS	MAZDA	MPV 3.0 L AT (4x2)	2004	1.050	201,000,000	211,050,000
3186	103253 00170	MINIBUS	MAZDA	MPV 3.0 L AT (4x2)	2003	1.050	185,000,000	194,250,000
3187	103253 00171	MINIBUS	MAZDA	MPV AT 2.5 L	2004	1.050	195,000,000	204,750,000
3188	103253 00171	MINIBUS	MAZDA	MPV AT 2.5 L	2003	1.050	180,000,000	189,000,000
3189	103253 00171	MINIBUS	MAZDA	MPV AT 2.5 L	2002	1.050	176,000,000	184,800,000
3190	103253 00171	MINIBUS	MAZDA	MPV AT 2.5 L	2001	1.050	168,000,000	176,400,000
3191	103253 00171	MINIBUS	MAZDA	MPV AT 2.5 L	2000	1.050	160,000,000	168,000,000
3192	103253 00172	MINIBUS	MAZDA	PREMACY AT	2005	1.050	142,000,000	149,100,000
3193	103253 00172	MINIBUS	MAZDA	PREMACY AT	2004	1.050	129,000,000	135,450,000
3194	103253 00172	MINIBUS	MAZDA	PREMACY AT	2003	1.050	120,000,000	126,000,000
3195	103253 00172	MINIBUS	MAZDA	PREMACY AT	2002	1.050	116,000,000	121,800,000
3196	103253 00172	MINIBUS	MAZDA	PREMACY AT	2001	1.050	114,000,000	119,700,000
3197	103253 00172	MINIBUS	MAZDA	PREMACY AT	2000	1.050	111,000,000	116,550,000
3198	103253 00173	MINIBUS	MAZDA	PREMACY.i / 1839cc	2004	1.050	129,000,000	135,450,000
3199	103253 00173	MINIBUS	MAZDA	PREMACY.i / 1839cc	2003	1.050	120,000,000	126,000,000
3200	103253 00174	MINIBUS	MAZDA	T 4000cc (DELVAN)	1991	1.050	13,000,000	13,650,000
3201	103253 00175	MINIBUS	MAZDA	TRIBUTE 2.0 L AT (4x2)	2004	1.050	130,000,000	136,500,000
3202	103253 00175	MINIBUS	MAZDA	TRIBUTE 2.0 L AT (4x2)	2003	1.050	124,000,000	130,200,000
3203	103253 00176	MINIBUS	MAZDA	TRIBUTE 2.0 L MT (4x2)	2004	1.050	128,000,000	134,400,000
3204	103253 00176	MINIBUS	MAZDA	TRIBUTE 2.0 L MT (4x2)	2003	1.050	123,000,000	129,150,000
3205	103253 00177	MINIBUS	MAZDA	TRIBUTE 2.0 MT	2005	1.050	139,000,000	145,950,000
3206	103253 00178	MINIBUS	MAZDA	TRIBUTE 2.3 L (4x2) AT	2010	1.050	227,000,000	238,350,000
3207	103253 00178	MINIBUS	MAZDA	TRIBUTE 2.3 L (4x2) AT	2009	1.050	216,000,000	226,800,000
3208	103253 00178	MINIBUS	MAZDA	TRIBUTE 2.3 L (4x2) AT	2008	1.050	198,000,000	207,900,000
3209	103253 00178	MINIBUS	MAZDA	TRIBUTE 2.3 L (4x2) AT	2007	1.050	159,000,000	166,950,000
3210	103253 00178	MINIBUS	MAZDA	TRIBUTE 2.3 L (4x2) AT	2006	1.050	147,000,000	154,350,000
3211	103253 00179	MINIBUS	MAZDA	TRIBUTE 2.3 L (4x4) AT	2010	1.050	278,000,000	291,900,000
3212	103253 00179	MINIBUS	MAZDA	TRIBUTE 2.3 L (4x4) AT	2009	1.050	265,000,000	278,250,000
3213	103253 00179	MINIBUS	MAZDA	TRIBUTE 2.3 L (4x4) AT	2008	1.050	242,000,000	254,100,000
3214	103253 00179	MINIBUS	MAZDA	TRIBUTE 2.3 L (4x4) AT	2007	1.050	189,000,000	198,450,000
3215	103253 00181	MINIBUS	MAZDA	TRIBUTE 2.3L AT GLX	2005	1.050	146,000,000	153,300,000
3216	103253 00180	MINIBUS	MAZDA	TRIBUTE 2.3 L AT STANDAR (4x2)	2005	1.050	121,000,000	127,050,000
3217	103253 00182	MINIBUS	MAZDA	TRIBUTE 3.0 AT	2007	1.050	239,000,000	250,950,000
3218	103253 00182	MINIBUS	MAZDA	TRIBUTE 3.0 AT	2006	1.050	230,000,000	241,500,000
3219	103253 00182	MINIBUS	MAZDA	TRIBUTE 3.0 AT	2005	1.050	206,000,000	216,300,000
3220	103253 00182	MINIBUS	MAZDA	TRIBUTE 3.0 AT	2004	1.050	194,000,000	203,700,000
3221	103253 00182	MINIBUS	MAZDA	TRIBUTE 3.0 AT	2003	1.050	182,000,000	191,100,000
3222	103253 00182	MINIBUS	MAZDA	TRIBUTE 3.0 AT	2002	1.050	177,000,000	185,850,000
3223	103253 00182	MINIBUS	MAZDA	TRIBUTE 3.0 AT	2001	1.050	173,000,000	181,650,000
3224	103253 00183	MINIBUS	MAZDA	TRIBUTE 3.0 L 4WD AT (4x4)	2005	1.050	158,000,000	165,900,000
3225	103253 00184	MINIBUS	MAZDA	TRIBUTE 3.0 L 4WD AT GLX (4x4)	2005	1.050	178,000,000	186,900,000
3226	103253 00186	MINIBUS	MAZDA	VX-1 METRO R M/T	2015	1.050	138,000,000	144,900,000
3227	103253 00186	MINIBUS	MAZDA	VX-1 METRO R M/T	2014	1.050	131,000,000	137,550,000
3228	103253 00187	MINIBUS	MAZDA	VX-1 METRO V M/T	2015	1.050	123,000,000	129,150,000
3229	103253 00187	MINIBUS	MAZDA	VX-1 METRO V M/T	2014	1.050	118,000,000	123,900,000
3230	103253 00188	MINIBUS	MAZDA	VX-1 R AT	2016	1.050	159,000,000	166,950,000
3231	103253 00188	MINIBUS	MAZDA	VX-1 R AT	2015	1.050	153,000,000	160,650,000
3232	103253 00189	MINIBUS	MAZDA	VX-1 R AT (METRO)	2016	1.050	146,000,000	153,300,000
3233	103253 00189	MINIBUS	MAZDA	VX-1 R AT (METRO)	2015	1.050	141,000,000	148,050,000
3234	103253 00191	MINIBUS	MAZDA	VX-1 R METRO FL A/T	2017	1.050	152,000,000	159,600,000
3235	103253 00191	MINIBUS	MAZDA	VX-1 R METRO FL A/T	2016	1.050	146,000,000	153,300,000
3236	103253 00192	MINIBUS	MAZDA	VX-1 R METRO FL M/T	2017	1.050	144,000,000	151,200,000

NO	KODING	JENIS	MEREK	TIPE	TH BUAT	BOBOT	NJKB	DP PKB
1	2	3	4	5	6	7	8	9
3237	103253 00192	MINIBUS	MAZDA	VX-1 R METRO FL M/T	2016	1.050	138,000,000	144,900,000
3238	103253 00190	MINIBUS	MAZDA	VX-1 R M/T	2016	1.050	122,000,000	128,100,000
3239	103253 00190	MINIBUS	MAZDA	VX-1 R M/T	2015	1.050	120,000,000	126,000,000
3240	103253 00190	MINIBUS	MAZDA	VX-1 R M/T	2014	1.050	118,000,000	123,900,000
3241	103253 00193	MINIBUS	MAZDA	VX-1 V AT	2016	1.050	120,000,000	126,000,000
3242	103253 00193	MINIBUS	MAZDA	VX-1 V AT	2015	1.050	118,000,000	123,900,000
3243	103253 00195	MINIBUS	MAZDA	VX-1 V METRO FL A/T	2017	1.050	145,000,000	152,250,000
3244	103253 00195	MINIBUS	MAZDA	VX-1 V METRO FL A/T	2016	1.050	138,000,000	144,900,000
3245	103253 00185	MINIBUS	MAZDA	VX -1 V METRO FL M/T	2017	1.050	137,000,000	143,850,000
3246	103253 00185	MINIBUS	MAZDA	VX -1 V METRO FL M/T	2016	1.050	130,000,000	136,500,000
3247	103253 00194	MINIBUS	MAZDA	VX-1 V M/T	2015	1.050	114,000,000	119,700,000
3248	103253 00194	MINIBUS	MAZDA	VX-1 V M/T	2014	1.050	112,000,000	117,600,000
3249	103255 00471	MINIBUS	MERCEDES BENZ	100 D 2.9 / 2874cc	2000	1.050	124,000,000	130,200,000
3250	103255 00472	MINIBUS	MERCEDES BENZ	406/29	2000	1.050	62,000,000	65,100,000
3251	103255 00472	MINIBUS	MERCEDES BENZ	406/29	1999	1.050	51,000,000	53,550,000
3252	103255 00473	MINIBUS	MERCEDES BENZ	508 I	1997	1.050	71,000,000	74,550,000
3253	103255 00473	MINIBUS	MERCEDES BENZ	508 I	1996	1.050	62,000,000	65,100,000
3254	103255 00474	MINIBUS	MERCEDES BENZ	A 140	2004	1.050	117,000,000	122,850,000
3255	103255 00474	MINIBUS	MERCEDES BENZ	A 140	2003	1.050	107,000,000	112,350,000
3256	103255 00474	MINIBUS	MERCEDES BENZ	A 140	2002	1.050	101,000,000	106,050,000
3257	103255 00474	MINIBUS	MERCEDES BENZ	A 140	2001	1.050	97,000,000	101,850,000
3258	103255 00474	MINIBUS	MERCEDES BENZ	A 140	2000	1.050	91,000,000	95,550,000
3259	103255 00474	MINIBUS	MERCEDES BENZ	A 140	1999	1.050	86,000,000	90,300,000
3260	103255 00475	MINIBUS	MERCEDES BENZ	A 140 CLASSIC AT	2005	1.050	142,000,000	149,100,000
3261	103255 00476	MINIBUS	MERCEDES BENZ	A 140 CLASSIC MT	2005	1.050	118,000,000	123,900,000
3262	103255 00477	MINIBUS	MERCEDES BENZ	A 140 ELEGANCE AT	2005	1.050	153,000,000	160,650,000
3263	103255 00478	MINIBUS	MERCEDES BENZ	A 150 AT	2007	1.050	221,000,000	232,050,000
3264	103255 00478	MINIBUS	MERCEDES BENZ	A 150 AT	2006	1.050	202,000,000	212,100,000
3265	103255 00478	MINIBUS	MERCEDES BENZ	A 150 AT	2005	1.050	186,000,000	195,300,000
3266	103255 00479	MINIBUS	MERCEDES BENZ	A 150 MT	2007	1.050	197,000,000	206,850,000
3267	103255 00479	MINIBUS	MERCEDES BENZ	A 150 MT	2006	1.050	181,000,000	190,050,000
3268	103255 00479	MINIBUS	MERCEDES BENZ	A 150 MT	2005	1.050	171,000,000	179,550,000
3269	103255 00480	MINIBUS	MERCEDES BENZ	A 160	2003	1.050	149,000,000	156,450,000
3270	103255 00480	MINIBUS	MERCEDES BENZ	A 160	2002	1.050	146,000,000	153,300,000
3271	103255 00480	MINIBUS	MERCEDES BENZ	A 160	2001	1.050	142,000,000	149,100,000
3272	103255 00480	MINIBUS	MERCEDES BENZ	A 160	2000	1.050	124,000,000	130,200,000
3273	103255 00482	MINIBUS	MERCEDES BENZ	A 160 AT	2003	1.050	154,000,000	161,700,000
3274	103255 00482	MINIBUS	MERCEDES BENZ	A 160 AT	2002	1.050	152,000,000	159,600,000
3275	103255 00482	MINIBUS	MERCEDES BENZ	A 160 AT	2001	1.050	147,000,000	154,350,000
3276	103255 00482	MINIBUS	MERCEDES BENZ	A 160 AT	2000	1.050	136,000,000	142,800,000
3277	103255 00481	MINIBUS	MERCEDES BENZ	A 160 A/T (CBU)	2011	1.050	352,000,000	369,600,000
3278	103255 00481	MINIBUS	MERCEDES BENZ	A 160 A/T (CBU)	2010	1.050	318,000,000	333,900,000
3279	103255 00483	MINIBUS	MERCEDES BENZ	A 160 ELEGANCE / A 160 AVG	2003	1.050	173,000,000	181,650,000
3280	103255 00483	MINIBUS	MERCEDES BENZ	A 160 ELEGANCE / A 160 AVG	2002	1.050	170,000,000	178,500,000
3281	103255 00483	MINIBUS	MERCEDES BENZ	A 160 ELEGANCE / A 160 AVG	2001	1.050	165,000,000	173,250,000
3282	103255 00483	MINIBUS	MERCEDES BENZ	A 160 ELEGANCE / A 160 AVG	2000	1.050	152,000,000	159,600,000
3283	103255 00484	MINIBUS	MERCEDES BENZ	A 170 CDI	2003	1.050	170,000,000	178,500,000
3284	103255 00484	MINIBUS	MERCEDES BENZ	A 170 CDI	2002	1.050	165,000,000	173,250,000
3285	103255 00484	MINIBUS	MERCEDES BENZ	A 170 CDI	2001	1.050	162,000,000	170,100,000
3286	103255 00484	MINIBUS	MERCEDES BENZ	A 170 CDI	2000	1.050	137,000,000	143,850,000
3287	103255 00485	MINIBUS	MERCEDES BENZ	A 190	2003	1.050	190,000,000	199,500,000
3288	103255 00485	MINIBUS	MERCEDES BENZ	A 190	2002	1.050	177,000,000	185,850,000
3289	103255 00485	MINIBUS	MERCEDES BENZ	A 190	2001	1.050	164,000,000	172,200,000
3290	103255 00486	MINIBUS	MERCEDES BENZ	A 190 AVG	2003	1.050	197,000,000	206,850,000
3291	103255 00486	MINIBUS	MERCEDES BENZ	A 190 AVG	2002	1.050	182,000,000	191,100,000
3292	103255 00486	MINIBUS	MERCEDES BENZ	A 190 AVG	2001	1.050	170,000,000	178,500,000
3293	103255 00486	MINIBUS	MERCEDES BENZ	A 190 AVG	2000	1.050	166,000,000	174,300,000
3294	103255 00487	MINIBUS	MERCEDES BENZ	A 200 AT (W176) CBU	2018	1.050	548,000,000	575,400,000
3295	103255 00487	MINIBUS	MERCEDES BENZ	A 200 AT (W176) CBU	2017	1.050	478,000,000	501,900,000
3296	103255 00487	MINIBUS	MERCEDES BENZ	A 200 AT (W176) CBU	2016	1.050	454,000,000	476,700,000
3297	103255 00487	MINIBUS	MERCEDES BENZ	A 200 AT (W176) CBU	2015	1.050	431,000,000	452,550,000
3298	103255 00487	MINIBUS	MERCEDES BENZ	A 200 AT (W176) CBU	2014	1.050	409,000,000	429,450,000
3299	103255 00784	MINIBUS	MERCEDES BENZ	A 200 (W177) A/T CBU	2019	1.050	584,000,000	613,200,000
3300	103255 00488	MINIBUS	MERCEDES BENZ	A 210 EVOLUTION	2003	1.050	219,000,000	229,950,000
3301	103255 00489	MINIBUS	MERCEDES BENZ	A 250 AT (W176) CBU	2018	1.050	647,000,000	679,350,000
3302	103255 00489	MINIBUS	MERCEDES BENZ	A 250 AT (W176) CBU	2017	1.050	603,000,000	633,150,000
3303	103255 00489	MINIBUS	MERCEDES BENZ	A 250 AT (W176) CBU	2016	1.050	573,000,000	601,650,000
3304	103255 00489	MINIBUS	MERCEDES BENZ	A 250 AT (W176) CBU	2015	1.050	544,000,000	571,200,000
3305	103255 00489	MINIBUS	MERCEDES BENZ	A 250 AT (W176) CBU	2014	1.050	517,000,000	542,850,000
3306	103255 00490	MINIBUS	MERCEDES BENZ	A 45 AMG AT (W176) CBU	2017	1.050	898,000,000	942,900,000
3307	103255 00490	MINIBUS	MERCEDES BENZ	A 45 AMG AT (W176) CBU	2016	1.050	853,000,000	895,650,000
3308	103255 00490	MINIBUS	MERCEDES BENZ	A 45 AMG AT (W176) CBU	2015	1.050	810,000,000	850,500,000
3309	103255 00490	MINIBUS	MERCEDES BENZ	A 45 AMG AT (W176) CBU	2014	1.050	770,000,000	808,500,000
3310	103255 00491	MINIBUS	MERCEDES BENZ	AMG GT-S AT (C190) CBU	2017	1.050	3,509,000,000	3,684,450,000
3311	103255 00491	MINIBUS	MERCEDES BENZ	AMG GT-S AT (C190) CBU	2016	1.050	3,334,000,000	3,500,700,000
3312	103255 00492	MINIBUS	MERCEDES BENZ	B 170 AT	2009	1.050	317,000,000	332,850,000
3313	103255 00492	MINIBUS	MERCEDES BENZ	B 170 AT	2008	1.050	276,000,000	289,800,000
3314	103255 00492	MINIBUS	MERCEDES BENZ	B 170 AT	2007	1.050	273,000,000	286,650,000
3315	103255 00492	MINIBUS	MERCEDES BENZ	B 170 AT	2006	1.050	263,000,000	276,150,000
3316	103255 00492	MINIBUS	MERCEDES BENZ	B 170 AT	2005	1.050	222,000,000	233,100,000
3317	103255 00493	MINIBUS	MERCEDES BENZ	B 180 A/T (CBU)	2012	1.050	387,000,000	406,350,000
3318	103255 00493	MINIBUS	MERCEDES BENZ	B 180 A/T (CBU)	2011	1.050	379,000,000	397,950,000
3319	103255 00493	MINIBUS	MERCEDES BENZ	B 180 A/T (CBU)	2010	1.050	349,000,000	366,450,000
3320	103255 00494	MINIBUS	MERCEDES BENZ	B 200 A/T (W246) (CBU)	2018	1.050	539,000,000	565,950,000
3321	103255 00494	MINIBUS	MERCEDES BENZ	B 200 A/T (W246) (CBU)	2017	1.050	433,000,000	454,650,000
3322	103255 00494	MINIBUS	MERCEDES BENZ	B 200 A/T (W246) (CBU)	2016	1.050	411,000,000	431,550,000
3323	103255 00494	MINIBUS	MERCEDES BENZ	B 200 A/T (W246) (CBU)	2015	1.050	390,000,000	409,500,000
3324	103255 00494	MINIBUS	MERCEDES BENZ	B 200 A/T (W246) (CBU)	2014	1.050	371,000,000	389,550,000
3325	103255 00494	MINIBUS	MERCEDES BENZ	B 200 A/T (W246) (CBU)	2013	1.050	352,000,000	369,600,000
3326	103255 00495	MINIBUS	MERCEDES BENZ	C 250 ESTATE AT (S205) CBU	2019	1.050	926,000,000	972,300,000

NO	KODING	JENIS	MERЕК	TIPE	TH BUAT	BOBOT	NJKB	DP PKB
1	2	3	4	5	6	7	8	9
3327	103255 00495	MINIBUS	MERCEDES BENZ	C 250 ESTATE AT (S205) CBU	2018	1.050	880,000,000	924,000,000
3328	103255 00496	MINIBUS	MERCEDES BENZ	E 200 K ESTATE AT (CBU)	2008	1.050	862,000,000	905,100,000
3329	103255 00496	MINIBUS	MERCEDES BENZ	E 200 K ESTATE AT (CBU)	2007	1.050	805,000,000	845,250,000
3330	103255 00785	MINIBUS	MERCEDES BENZ	E 250 ESTATE AT (S213) CBU	2019	1.050	1,349,000,000	1,416,450,000
3331	103255 00497	MINIBUS	MERCEDES BENZ	E 250 ESTATE (S213) A/T CBU	2018	1.050	1,130,000,000	1,186,500,000
3332	103255 00498	MINIBUS	MERCEDES BENZ	GLA 200 AT (X156) CBU	2019	1.050	671,000,000	704,550,000
3333	103255 00498	MINIBUS	MERCEDES BENZ	GLA 200 AT (X156) CBU	2018	1.050	638,000,000	669,900,000
3334	103255 00499	MINIBUS	MERCEDES BENZ	MERCEDES-AMG A 45 (W176) A/T CBU	2018	1.050	1,088,000,000	1,142,400,000
3335	103255 00499	MINIBUS	MERCEDES BENZ	MERCEDES-AMG A 45 (W176) A/T CBU	2017	1.050	898,000,000	942,900,000
3336	103255 00500	MINIBUS	MERCEDES BENZ	MERCEDES-AMG C 43 4M T-MODELL (S205) A/T	2019	1.050	1,412,000,000	1,482,600,000
3337	103255 00500	MINIBUS	MERCEDES BENZ	MERCEDES-AMG C 43 4M T-MODELL (S205) A/T	2018	1.050	1,342,000,000	1,409,100,000
3338	103255 00501	MINIBUS	MERCEDES BENZ	R 300 L A/T (CBU)	2015	1.050	1,156,000,000	1,213,800,000
3339	103255 00501	MINIBUS	MERCEDES BENZ	R 300 L A/T (CBU)	2014	1.050	1,102,000,000	1,157,100,000
3340	103255 00501	MINIBUS	MERCEDES BENZ	R 300 L A/T (CBU)	2013	1.050	1,088,000,000	1,142,400,000
3341	103255 00501	MINIBUS	MERCEDES BENZ	R 300 L A/T (CBU)	2011	1.050	1,068,000,000	1,121,400,000
3342	103255 00501	MINIBUS	MERCEDES BENZ	R 300 L A/T (CBU)	2010	1.050	1,049,000,000	1,101,450,000
3343	103255 00502	MINIBUS	MERCEDES BENZ	R 350 L SPECIAL EDITION	2008	1.050	873,000,000	916,650,000
3344	103255 00502	MINIBUS	MERCEDES BENZ	R 350 L SPECIAL EDITION	2007	1.050	814,000,000	854,700,000
3345	103255 00504	MINIBUS	MERCEDES BENZ	R500	2007	1.050	996,000,000	1,045,800,000
3346	103255 00503	MINIBUS	MERCEDES BENZ	R 500 L SPECIAL EDITION	2008	1.050	1,166,000,000	1,224,300,000
3347	103255 00503	MINIBUS	MERCEDES BENZ	R 500 L SPECIAL EDITION	2007	1.050	1,087,000,000	1,141,350,000
3348	103255 00505	MINIBUS	MERCEDES BENZ	SMART FORTWO 45 KW MHD COUPE AT CBU	2016	1.050	218,000,000	228,900,000
3349	103255 00506	MINIBUS	MERCEDES BENZ	SMART FORTWO 52KW MHD CABRIO AT CBU	2016	1.050	267,000,000	280,350,000
3350	103255 00507	MINIBUS	MERCEDES BENZ	SMART FORTWO 52KW MHD COUPE AT CBU	2016	1.050	248,000,000	260,400,000
3351	103255 00508	MINIBUS	MERCEDES BENZ	SMART FORTWO 75KW BRABUS CABRIO AT (A451)	2016	1.050	406,000,000	426,300,000
3352	103255 00509	MINIBUS	MERCEDES BENZ	SMART FORTWO 75KW BRABUS COUPE AT CBU	2016	1.050	356,000,000	373,800,000
3353	103255 00510	MINIBUS	MERCEDES BENZ	SPRINTER 315 CDI A2 (4X2) M/T	2018	1.050	701,000,000	736,050,000
3354	103255 00511	MINIBUS	MERCEDES BENZ	SPRINTER 315 CDI A2 4X2 MT CBU	2017	1.050	763,000,000	801,150,000
3355	103255 00511	MINIBUS	MERCEDES BENZ	SPRINTER 315 CDI A2 4X2 MT CBU	2016	1.050	725,000,000	761,250,000
3356	103255 00511	MINIBUS	MERCEDES BENZ	SPRINTER 315 CDI A2 4X2 MT CBU	2015	1.050	689,000,000	723,450,000
3357	103255 00786	MINIBUS	MERCEDES BENZ	SPRINTER 315 CDI A2 PVU CBU	2019	1.050	762,000,000	800,100,000
3358	103255 00512	MINIBUS	MERCEDES BENZ	SPRINTER 315 CDI A2 SC 4X2 MT CBU	2017	1.050	588,000,000	617,400,000
3359	103255 00512	MINIBUS	MERCEDES BENZ	SPRINTER 315 CDI A2 SC 4X2 MT CBU	2016	1.050	559,000,000	586,950,000
3360	103255 00513	MINIBUS	MERCEDES BENZ	SPRINTER 315 CDI A3 (4X2) M/T	2018	1.050	606,000,000	636,300,000
3361	103255 00514	MINIBUS	MERCEDES BENZ	SPRINTER 315 CDI A3 4X2 MT CBU	2017	1.050	659,000,000	691,950,000
3362	103255 00514	MINIBUS	MERCEDES BENZ	SPRINTER 315 CDI A3 4X2 MT CBU	2016	1.050	626,000,000	657,300,000
3363	103255 00514	MINIBUS	MERCEDES BENZ	SPRINTER 315 CDI A3 4X2 MT CBU	2015	1.050	595,000,000	624,750,000
3364	103255 00787	MINIBUS	MERCEDES BENZ	SPRINTER 315 CDI A3 PVU	2019	1.050	780,000,000	819,000,000
3365	103255 00515	MINIBUS	MERCEDES BENZ	SPRINTER 315 CDI A3 SC (4X2) MT CBU	2017	1.050	714,000,000	749,700,000
3366	103255 00516	MINIBUS	MERCEDES BENZ	SPRINTER 515 A3 MT CBU	2015	1.050	740,000,000	777,000,000
3367	103255 00516	MINIBUS	MERCEDES BENZ	SPRINTER 515 A3 MT CBU	2014	1.050	705,000,000	740,250,000
3368	103255 00517	MINIBUS	MERCEDES BENZ	SPRINTER 515 A4 MT CBU	2015	1.050	782,000,000	821,100,000
3369	103255 00517	MINIBUS	MERCEDES BENZ	SPRINTER 515 A4 MT CBU	2014	1.050	745,000,000	782,250,000
3370	103255 00518	MINIBUS	MERCEDES BENZ	SPRINTER 515 CDI A3 MT CBU	2017	1.050	726,000,000	762,300,000
3371	103255 00518	MINIBUS	MERCEDES BENZ	SPRINTER 515 CDI A3 MT CBU	2016	1.050	690,000,000	724,500,000
3372	103255 00518	MINIBUS	MERCEDES BENZ	SPRINTER 515 CDI A3 MT CBU	2015	1.050	656,000,000	688,800,000
3373	103255 00519	MINIBUS	MERCEDES BENZ	SPRINTER 515 CDI A4 (4X2) M/T	2018	1.050	733,000,000	769,650,000
3374	103255 00520	MINIBUS	MERCEDES BENZ	SPRINTER 515 CDI A4 MT CBU	2017	1.050	798,000,000	837,900,000
3375	103255 00520	MINIBUS	MERCEDES BENZ	SPRINTER 515 CDI A4 MT CBU	2016	1.050	758,000,000	795,900,000
3376	103255 00520	MINIBUS	MERCEDES BENZ	SPRINTER 515 CDI A4 MT CBU	2015	1.050	720,000,000	756,000,000
3377	103255 00521	MINIBUS	MERCEDES BENZ	V 220 CDI A/T (CBU)	2015	1.050	920,000,000	966,000,000
3378	103255 00521	MINIBUS	MERCEDES BENZ	V 220 CDI A/T (CBU)	2014	1.050	876,000,000	919,800,000
3379	103255 00521	MINIBUS	MERCEDES BENZ	V 220 CDI A/T (CBU)	2013	1.050	833,000,000	874,650,000
3380	103255 00521	MINIBUS	MERCEDES BENZ	V 220 CDI A/T (CBU)	2012	1.050	793,000,000	832,650,000
3381	103255 00521	MINIBUS	MERCEDES BENZ	V 220 CDI A/T (CBU)	2011	1.050	777,000,000	815,850,000
3382	103255 00521	MINIBUS	MERCEDES BENZ	V 220 CDI A/T (CBU)	2010	1.050	716,000,000	751,800,000
3383	103255 00523	MINIBUS	MERCEDES BENZ	V220 D (447) AT CBU	2019	1.050	1,241,000,000	1,303,050,000
3384	103255 00523	MINIBUS	MERCEDES BENZ	V220 D (447) AT CBU	2018	1.050	1,179,000,000	1,237,950,000
3385	103255 00524	MINIBUS	MERCEDES BENZ	V220 D A/T (447) CBU	2016	1.050	1,169,000,000	1,227,450,000
3386	103255 00788	MINIBUS	MERCEDES BENZ	V 260 AVG-LAX (447) A/T CBU	2019	1.050	1,277,000,000	1,340,850,000
3387	103255 00789	MINIBUS	MERCEDES BENZ	V 260 AVG-XLAX (447) A/T CBU	2019	1.050	1,286,000,000	1,350,300,000
3388	103255 00522	MINIBUS	MERCEDES BENZ	V 350 A/T (CBU)	2013	1.050	1,186,000,000	1,245,300,000
3389	103255 00522	MINIBUS	MERCEDES BENZ	V 350 A/T (CBU)	2012	1.050	1,128,000,000	1,184,400,000
3390	103255 00522	MINIBUS	MERCEDES BENZ	V 350 A/T (CBU)	2011	1.050	1,102,000,000	1,157,100,000
3391	103255 00522	MINIBUS	MERCEDES BENZ	V 350 A/T (CBU)	2010	1.050	995,000,000	1,044,750,000
3392	103255 00525	MINIBUS	MERCEDES BENZ	VANEO	2005	1.050	293,000,000	307,650,000
3393	103255 00525	MINIBUS	MERCEDES BENZ	VANEO	2004	1.050	238,000,000	249,900,000
3394	103255 00525	MINIBUS	MERCEDES BENZ	VANEO	2003	1.050	203,000,000	213,150,000
3395	103255 00526	MINIBUS	MERCEDES BENZ	VANEO 1.9 AT (CBU)	2005	1.050	308,000,000	323,400,000
3396	103255 00526	MINIBUS	MERCEDES BENZ	VANEO 1.9 AT (CBU)	2004	1.050	245,000,000	257,250,000
3397	103255 00526	MINIBUS	MERCEDES BENZ	VANEO 1.9 AT (CBU)	2003	1.050	220,000,000	231,000,000
3398	103255 00527	MINIBUS	MERCEDES BENZ	VIANO	2006	1.050	618,000,000	648,900,000
3399	103255 00527	MINIBUS	MERCEDES BENZ	VIANO	2005	1.050	561,000,000	589,050,000
3400	103255 00528	MINIBUS	MERCEDES BENZ	VIANO 3.0 (3.200 cc)	2003	1.050	593,000,000	622,650,000
3401	103255 00529	MINIBUS	MERCEDES BENZ	VIANO 3.5 AMBIENTE A/T (CBU)	2011	1.050	1,057,000,000	1,109,850,000
3402	103255 00529	MINIBUS	MERCEDES BENZ	VIANO 3.5 AMBIENTE A/T (CBU)	2010	1.050	955,000,000	1,002,750,000
3403	103255 00530	MINIBUS	MERCEDES BENZ	VIANO AB MT 2.0 AT	2006	1.050	409,000,000	429,450,000
3404	103255 00530	MINIBUS	MERCEDES BENZ	VIANO AB MT 2.0 AT	2005	1.050	308,000,000	323,400,000
3405	103255 00531	MINIBUS	MERCEDES BENZ	VIANO AB MT 3.0 AT	2007	1.050	773,000,000	811,650,000
3406	103255 00531	MINIBUS	MERCEDES BENZ	VIANO AB MT 3.0 AT	2006	1.050	698,000,000	732,900,000
3407	103255 00531	MINIBUS	MERCEDES BENZ	VIANO AB MT 3.0 AT	2005	1.050	606,000,000	636,300,000
3408	103255 00532	MINIBUS	MERCEDES BENZ	VIANO AB MT 3.2 AT	2006	1.050	717,000,000	752,850,000
3409	103255 00532	MINIBUS	MERCEDES BENZ	VIANO AB MT 3.2 AT	2005	1.050	694,000,000	728,700,000
3410	103255 00533	MINIBUS	MERCEDES BENZ	VITO CBU / VITO 114 L	2004	1.050	282,000,000	296,100,000
3411	103255 00533	MINIBUS	MERCEDES BENZ	VITO CBU / VITO 114 L	2003	1.050	208,000,000	218,400,000
3412	103255 00533	MINIBUS	MERCEDES BENZ	VITO CBU / VITO 114 L	2002	1.050	203,000,000	213,150,000
3413	103255 00533	MINIBUS	MERCEDES BENZ	VITO CBU / VITO 114 L	2001	1.050	197,000,000	206,850,000
3414	103255 00533	MINIBUS	MERCEDES BENZ	VITO CBU / VITO 114 L	2000	1.050	188,000,000	197,400,000
3415	103255 00533	MINIBUS	MERCEDES BENZ	VITO CBU / VITO 114 L	1999	1.050	182,000,000	191,100,000
3416	103255 00534	MINIBUS	MERCEDES BENZ	VITO V220 CDI AT	2004	1.050	295,000,000	309,750,000

NO	KODING	JENIS	MERЕК	TIPE	TH BUAT	BOBOT	NJKB	DP PKB
1	2	3	4	5	6	7	8	9
3417	103255 00534	MINIBUS	MERCEDES BENZ	VITO V220 CDI AT	2003	1.050	272,000,000	285,600,000
3418	103261 00122	MINIBUS	MITSUBISHI	CHALLENGER 2.8 CBU	2003	1.050	272,000,000	285,600,000
3419	103261 00122	MINIBUS	MITSUBISHI	CHALLENGER 2.8 CBU	2002	1.050	254,000,000	266,700,000
3420	103261 00122	MINIBUS	MITSUBISHI	CHALLENGER 2.8 CBU	2001	1.050	235,000,000	246,750,000
3421	103261 00122	MINIBUS	MITSUBISHI	CHALLENGER 2.8 CBU	2000	1.050	227,000,000	238,350,000
3422	103261 00123	MINIBUS	MITSUBISHI	CHARIOT GRANDIS CBU	2003	1.050	227,000,000	238,350,000
3423	103261 00123	MINIBUS	MITSUBISHI	CHARIOT GRANDIS CBU	2002	1.050	212,000,000	222,600,000
3424	103261 00123	MINIBUS	MITSUBISHI	CHARIOT GRANDIS CBU	2001	1.050	201,000,000	211,050,000
3425	103261 00123	MINIBUS	MITSUBISHI	CHARIOT GRANDIS CBU	2000	1.050	188,000,000	197,400,000
3426	103261 00124	MINIBUS	MITSUBISHI	CHARIOT NIMBUS CBU	2003	1.050	181,000,000	190,050,000
3427	103261 00124	MINIBUS	MITSUBISHI	CHARIOT NIMBUS CBU	2002	1.050	168,000,000	176,400,000
3428	103261 00124	MINIBUS	MITSUBISHI	CHARIOT NIMBUS CBU	2001	1.050	157,000,000	164,850,000
3429	103261 00124	MINIBUS	MITSUBISHI	CHARIOT NIMBUS CBU	2000	1.050	150,000,000	157,500,000
3430	103261 00125	MINIBUS	MITSUBISHI	COLT 1.1	2005	1.050	45,000,000	47,250,000
3431	103261 00126	MINIBUS	MITSUBISHI	COLT 1.3	2005	1.050	49,000,000	51,450,000
3432	103261 00127	MINIBUS	MITSUBISHI	COLT 1.5	2005	1.050	53,000,000	55,650,000
3433	103261 00128	MINIBUS	MITSUBISHI	COLT 1.5 DI-D EQUIPPE	2005	1.050	83,000,000	87,150,000
3434	103261 00129	MINIBUS	MITSUBISHI	COLT 1.5 TURBO (4X2) M/T	2008	1.050	210,000,000	220,500,000
3435	103261 00129	MINIBUS	MITSUBISHI	COLT 1.5 TURBO (4X2) M/T	2007	1.050	191,000,000	200,550,000
3436	103261 00130	MINIBUS	MITSUBISHI	COLT 68 109 PS	2010	1.050	102,000,000	107,100,000
3437	103261 00130	MINIBUS	MITSUBISHI	COLT 68 109 PS	2009	1.050	99,000,000	103,950,000
3438	103261 00130	MINIBUS	MITSUBISHI	COLT 68 109 PS	2008	1.050	96,000,000	100,800,000
3439	103261 00130	MINIBUS	MITSUBISHI	COLT 68 109 PS	2007	1.050	93,000,000	97,650,000
3440	103261 00130	MINIBUS	MITSUBISHI	COLT 68 109 PS	2006	1.050	90,000,000	94,500,000
3441	103261 00130	MINIBUS	MITSUBISHI	COLT 68 109 PS	2005	1.050	87,000,000	91,350,000
3442	103261 00131	MINIBUS	MITSUBISHI	COLT DELICA L.300 BUILT UP	1981	1.050	10,000,000	10,500,000
3443	103261 00131	MINIBUS	MITSUBISHI	COLT DELICA L.300 BUILT UP	1980	1.050	9,000,000	9,450,000
3444	103261 00132	MINIBUS	MITSUBISHI	COLT DX L.300/1.600cc	1997	1.050	32,000,000	33,600,000
3445	103261 00132	MINIBUS	MITSUBISHI	COLT DX L.300/1.600cc	1996	1.050	30,000,000	31,500,000
3446	103261 00132	MINIBUS	MITSUBISHI	COLT DX L.300/1.600cc	1995	1.050	29,000,000	30,450,000
3447	103261 00132	MINIBUS	MITSUBISHI	COLT DX L.300/1.600cc	1994	1.050	27,000,000	28,350,000
3448	103261 00132	MINIBUS	MITSUBISHI	COLT DX L.300/1.600cc	1993	1.050	26,000,000	27,300,000
3449	103261 00132	MINIBUS	MITSUBISHI	COLT DX L.300/1.600cc	1992	1.050	24,000,000	25,200,000
3450	103261 00132	MINIBUS	MITSUBISHI	COLT DX L.300/1.600cc	1991	1.050	23,000,000	24,150,000
3451	103261 00132	MINIBUS	MITSUBISHI	COLT DX L.300/1.600cc	1990	1.050	21,000,000	22,050,000
3452	103261 00132	MINIBUS	MITSUBISHI	COLT DX L.300/1.600cc	1989	1.050	19,000,000	19,950,000
3453	103261 00132	MINIBUS	MITSUBISHI	COLT DX L.300/1.600cc	1988	1.050	18,000,000	18,900,000
3454	103261 00132	MINIBUS	MITSUBISHI	COLT DX L.300/1.600cc	1987	1.050	16,000,000	16,800,000
3455	103261 00132	MINIBUS	MITSUBISHI	COLT DX L.300/1.600cc	1986	1.050	15,000,000	15,750,000
3456	103261 00132	MINIBUS	MITSUBISHI	COLT DX L.300/1.600cc	1985	1.050	14,000,000	14,700,000
3457	103261 00132	MINIBUS	MITSUBISHI	COLT DX L.300/1.600cc	1984	1.050	13,000,000	13,650,000
3458	103261 00137	MINIBUS	MITSUBISHI	COLT L.300 1400cc	1985	1.050	13,500,000	14,175,000
3459	103261 00137	MINIBUS	MITSUBISHI	COLT L.300 1400cc	1984	1.050	13,000,000	13,650,000
3460	103261 00137	MINIBUS	MITSUBISHI	COLT L.300 1400cc	1983	1.050	12,000,000	12,600,000
3461	103261 00137	MINIBUS	MITSUBISHI	COLT L.300 1400cc	1982	1.050	11,000,000	11,550,000
3462	103261 00137	MINIBUS	MITSUBISHI	COLT L.300 1400cc	1981	1.050	10,000,000	10,500,000
3463	103261 00139	MINIBUS	MITSUBISHI	COLT L300 BC-R (4X2) M/T	2016	1.050	107,000,000	112,350,000
3464	103261 00139	MINIBUS	MITSUBISHI	COLT L300 BC-R (4X2) M/T	2015	1.050	104,000,000	109,200,000
3465	103261 00139	MINIBUS	MITSUBISHI	COLT L300 BC-R (4X2) M/T	2014	1.050	101,000,000	106,050,000
3466	103261 00139	MINIBUS	MITSUBISHI	COLT L300 BC-R (4X2) M/T	2013	1.050	97,000,000	101,850,000
3467	103261 00139	MINIBUS	MITSUBISHI	COLT L300 BC-R (4X2) M/T	2012	1.050	92,000,000	96,600,000
3468	103261 00139	MINIBUS	MITSUBISHI	COLT L300 BC-R (4X2) M/T	2011	1.050	87,000,000	91,350,000
3469	103261 00139	MINIBUS	MITSUBISHI	COLT L300 BC-R (4X2) M/T	2010	1.050	83,000,000	87,150,000
3470	103261 00139	MINIBUS	MITSUBISHI	COLT L300 BC-R (4X2) M/T	2009	1.050	79,000,000	82,950,000
3471	103261 00139	MINIBUS	MITSUBISHI	COLT L300 BC-R (4X2) M/T	2008	1.050	74,000,000	77,700,000
3472	103261 00218	MINIBUS	MITSUBISHI	COLT L 300 DB	2006	1.050	89,000,000	93,450,000
3473	103261 00218	MINIBUS	MITSUBISHI	COLT L 300 DB	2005	1.050	87,000,000	91,350,000
3474	103261 00218	MINIBUS	MITSUBISHI	COLT L 300 DB	2004	1.050	83,000,000	87,150,000
3475	103261 00218	MINIBUS	MITSUBISHI	COLT L 300 DB	2003	1.050	81,000,000	85,050,000
3476	103261 00218	MINIBUS	MITSUBISHI	COLT L 300 DB	2002	1.050	78,000,000	81,900,000
3477	103261 00218	MINIBUS	MITSUBISHI	COLT L 300 DB	2001	1.050	75,000,000	78,750,000
3478	103261 00218	MINIBUS	MITSUBISHI	COLT L 300 DB	2000	1.050	70,000,000	73,500,000
3479	103261 00218	MINIBUS	MITSUBISHI	COLT L 300 DB	1999	1.050	69,000,000	72,450,000
3480	103261 00218	MINIBUS	MITSUBISHI	COLT L 300 DB	1998	1.050	65,000,000	68,250,000
3481	103261 00218	MINIBUS	MITSUBISHI	COLT L 300 DB	1997	1.050	49,000,000	51,450,000
3482	103261 00218	MINIBUS	MITSUBISHI	COLT L 300 DB	1996	1.050	47,000,000	49,350,000
3483	103261 00218	MINIBUS	MITSUBISHI	COLT L 300 DB	1995	1.050	39,000,000	40,950,000
3484	103261 00218	MINIBUS	MITSUBISHI	COLT L 300 DB	1994	1.050	35,000,000	36,750,000
3485	103261 00218	MINIBUS	MITSUBISHI	COLT L 300 DB	1993	1.050	31,000,000	32,550,000
3486	103261 00218	MINIBUS	MITSUBISHI	COLT L 300 DB	1992	1.050	27,000,000	28,350,000
3487	103261 00218	MINIBUS	MITSUBISHI	COLT L 300 DB	1991	1.050	24,000,000	25,200,000
3488	103261 00218	MINIBUS	MITSUBISHI	COLT L 300 DB	1990	1.050	21,000,000	22,050,000
3489	103261 00218	MINIBUS	MITSUBISHI	COLT L 300 DB	1989	1.050	19,000,000	19,950,000
3490	103261 00218	MINIBUS	MITSUBISHI	COLT L 300 DB	1988	1.050	17,000,000	17,850,000
3491	103261 00218	MINIBUS	MITSUBISHI	COLT L 300 DB	1987	1.050	16,000,000	16,800,000
3492	103261 00218	MINIBUS	MITSUBISHI	COLT L 300 DB	1986	1.050	15,000,000	15,750,000
3493	103261 00218	MINIBUS	MITSUBISHI	COLT L 300 DB	1985	1.050	14,000,000	14,700,000
3494	103261 00218	MINIBUS	MITSUBISHI	COLT L 300 DB	1984	1.050	13,000,000	13,650,000
3495	103261 00218	MINIBUS	MITSUBISHI	COLT L 300 DB	1983	1.050	12,000,000	12,600,000
3496	103261 00218	MINIBUS	MITSUBISHI	COLT L 300 DB	1982	1.050	11,500,000	12,075,000
3497	103261 00133	MINIBUS	MITSUBISHI	COLT L 300 DEKRA DIESEL	2000	1.050	69,000,000	72,450,000
3498	103261 00133	MINIBUS	MITSUBISHI	COLT L 300 DEKRA DIESEL	1999	1.050	67,000,000	70,350,000
3499	103261 00133	MINIBUS	MITSUBISHI	COLT L 300 DEKRA DIESEL	1998	1.050	65,000,000	68,250,000
3500	103261 00133	MINIBUS	MITSUBISHI	COLT L 300 DEKRA DIESEL	1997	1.050	45,000,000	47,250,000
3501	103261 00133	MINIBUS	MITSUBISHI	COLT L 300 DEKRA DIESEL	1996	1.050	41,000,000	43,050,000
3502	103261 00133	MINIBUS	MITSUBISHI	COLT L 300 DEKRA DIESEL	1995	1.050	35,000,000	36,750,000
3503	103261 00133	MINIBUS	MITSUBISHI	COLT L 300 DEKRA DIESEL	1994	1.050	31,000,000	32,550,000
3504	103261 00133	MINIBUS	MITSUBISHI	COLT L 300 DEKRA DIESEL	1993	1.050	29,000,000	30,450,000
3505	103261 00133	MINIBUS	MITSUBISHI	COLT L 300 DEKRA DIESEL	1992	1.050	27,000,000	28,350,000
3506	103261 00133	MINIBUS	MITSUBISHI	COLT L 300 DEKRA DIESEL	1991	1.050	25,000,000	26,250,000

NO	KODING	JENIS	MERЕК	TIPE	TH BUAT	BOBOT	NJKB	DP PKB
1	2	3	4	5	6	7	8	9
3507	103261 00133	MINIBUS	MITSUBISHI	COLT L 300 DEKRA DIESEL	1990	1.050	19,000,000	19,950,000
3508	103261 00133	MINIBUS	MITSUBISHI	COLT L 300 DEKRA DIESEL	1989	1.050	17,000,000	17,850,000
3509	103261 00133	MINIBUS	MITSUBISHI	COLT L 300 DEKRA DIESEL	1988	1.050	16,000,000	16,800,000
3510	103261 00133	MINIBUS	MITSUBISHI	COLT L 300 DEKRA DIESEL	1987	1.050	15,000,000	15,750,000
3511	103261 00133	MINIBUS	MITSUBISHI	COLT L 300 DEKRA DIESEL	1986	1.050	14,000,000	14,700,000
3512	103261 00133	MINIBUS	MITSUBISHI	COLT L 300 DEKRA DIESEL	1985	1.050	13,000,000	13,650,000
3513	103261 00133	MINIBUS	MITSUBISHI	COLT L 300 DEKRA DIESEL	1984	1.050	12,000,000	12,600,000
3514	103261 00134	MINIBUS	MITSUBISHI	COLT L 300 DP	2006	1.050	94,000,000	98,700,000
3515	103261 00134	MINIBUS	MITSUBISHI	COLT L 300 DP	2005	1.050	89,000,000	93,450,000
3516	103261 00134	MINIBUS	MITSUBISHI	COLT L 300 DP	2004	1.050	84,000,000	88,200,000
3517	103261 00134	MINIBUS	MITSUBISHI	COLT L 300 DP	2003	1.050	81,000,000	85,050,000
3518	103261 00134	MINIBUS	MITSUBISHI	COLT L 300 DP	2002	1.050	78,000,000	81,900,000
3519	103261 00134	MINIBUS	MITSUBISHI	COLT L 300 DP	2001	1.050	75,000,000	78,750,000
3520	103261 00134	MINIBUS	MITSUBISHI	COLT L 300 DP	2000	1.050	74,000,000	77,700,000
3521	103261 00134	MINIBUS	MITSUBISHI	COLT L 300 DP	1999	1.050	72,000,000	75,600,000
3522	103261 00134	MINIBUS	MITSUBISHI	COLT L 300 DP	1998	1.050	66,000,000	69,300,000
3523	103261 00134	MINIBUS	MITSUBISHI	COLT L 300 DP	1997	1.050	50,000,000	52,500,000
3524	103261 00134	MINIBUS	MITSUBISHI	COLT L 300 DP	1996	1.050	48,000,000	50,400,000
3525	103261 00134	MINIBUS	MITSUBISHI	COLT L 300 DP	1995	1.050	40,000,000	42,000,000
3526	103261 00134	MINIBUS	MITSUBISHI	COLT L 300 DP	1994	1.050	36,000,000	37,800,000
3527	103261 00134	MINIBUS	MITSUBISHI	COLT L 300 DP	1993	1.050	32,000,000	33,600,000
3528	103261 00134	MINIBUS	MITSUBISHI	COLT L 300 DP	1992	1.050	28,000,000	29,400,000
3529	103261 00134	MINIBUS	MITSUBISHI	COLT L 300 DP	1991	1.050	25,000,000	26,250,000
3530	103261 00134	MINIBUS	MITSUBISHI	COLT L 300 DP	1990	1.050	22,000,000	23,100,000
3531	103261 00134	MINIBUS	MITSUBISHI	COLT L 300 DP	1989	1.050	20,000,000	21,000,000
3532	103261 00134	MINIBUS	MITSUBISHI	COLT L 300 DP	1988	1.050	19,000,000	19,950,000
3533	103261 00134	MINIBUS	MITSUBISHI	COLT L 300 DP	1987	1.050	16,000,000	16,800,000
3534	103261 00134	MINIBUS	MITSUBISHI	COLT L 300 DP	1986	1.050	15,000,000	15,750,000
3535	103261 00134	MINIBUS	MITSUBISHI	COLT L 300 DP	1985	1.050	14,000,000	14,700,000
3536	103261 00134	MINIBUS	MITSUBISHI	COLT L 300 DP	1984	1.050	13,500,000	14,175,000
3537	103261 00134	MINIBUS	MITSUBISHI	COLT L 300 DP	1983	1.050	13,000,000	13,650,000
3538	103261 00134	MINIBUS	MITSUBISHI	COLT L 300 DP	1982	1.050	12,500,000	13,125,000
3539	103261 00135	MINIBUS	MITSUBISHI	COLT L 300 GB	2004	1.050	81,000,000	85,050,000
3540	103261 00135	MINIBUS	MITSUBISHI	COLT L 300 GB	2003	1.050	79,000,000	82,950,000
3541	103261 00135	MINIBUS	MITSUBISHI	COLT L 300 GB	2002	1.050	75,000,000	78,750,000
3542	103261 00135	MINIBUS	MITSUBISHI	COLT L 300 GB	2001	1.050	73,000,000	76,650,000
3543	103261 00135	MINIBUS	MITSUBISHI	COLT L 300 GB	2000	1.050	69,000,000	72,450,000
3544	103261 00135	MINIBUS	MITSUBISHI	COLT L 300 GB	1999	1.050	65,000,000	68,250,000
3545	103261 00135	MINIBUS	MITSUBISHI	COLT L 300 GB	1998	1.050	63,000,000	66,150,000
3546	103261 00135	MINIBUS	MITSUBISHI	COLT L 300 GB	1997	1.050	45,000,000	47,250,000
3547	103261 00135	MINIBUS	MITSUBISHI	COLT L 300 GB	1996	1.050	41,000,000	43,050,000
3548	103261 00135	MINIBUS	MITSUBISHI	COLT L 300 GB	1995	1.050	35,000,000	36,750,000
3549	103261 00135	MINIBUS	MITSUBISHI	COLT L 300 GB	1994	1.050	31,000,000	32,550,000
3550	103261 00135	MINIBUS	MITSUBISHI	COLT L 300 GB	1993	1.050	27,000,000	28,350,000
3551	103261 00135	MINIBUS	MITSUBISHI	COLT L 300 GB	1992	1.050	24,000,000	25,200,000
3552	103261 00135	MINIBUS	MITSUBISHI	COLT L 300 GB	1991	1.050	21,000,000	22,050,000
3553	103261 00135	MINIBUS	MITSUBISHI	COLT L 300 GB	1990	1.050	19,000,000	19,950,000
3554	103261 00135	MINIBUS	MITSUBISHI	COLT L 300 GB	1989	1.050	18,000,000	18,900,000
3555	103261 00135	MINIBUS	MITSUBISHI	COLT L 300 GB	1988	1.050	17,000,000	17,850,000
3556	103261 00135	MINIBUS	MITSUBISHI	COLT L 300 GB	1987	1.050	16,000,000	16,800,000
3557	103261 00135	MINIBUS	MITSUBISHI	COLT L 300 GB	1986	1.050	15,000,000	15,750,000
3558	103261 00135	MINIBUS	MITSUBISHI	COLT L 300 GB	1985	1.050	14,000,000	14,700,000
3559	103261 00135	MINIBUS	MITSUBISHI	COLT L 300 GB	1984	1.050	13,000,000	13,650,000
3560	103261 00135	MINIBUS	MITSUBISHI	COLT L 300 GB	1983	1.050	12,000,000	12,600,000
3561	103261 00135	MINIBUS	MITSUBISHI	COLT L 300 GB	1982	1.050	11,000,000	11,550,000
3562	103261 00135	MINIBUS	MITSUBISHI	COLT L 300 GB	1981	1.050	10,000,000	10,500,000
3563	103261 00135	MINIBUS	MITSUBISHI	COLT L 300 GB	1980	1.050	9,000,000	9,450,000
3564	103261 00136	MINIBUS	MITSUBISHI	COLT L 300 GP	2004	1.050	82,000,000	86,100,000
3565	103261 00136	MINIBUS	MITSUBISHI	COLT L 300 GP	2003	1.050	80,000,000	84,000,000
3566	103261 00136	MINIBUS	MITSUBISHI	COLT L 300 GP	2002	1.050	76,000,000	79,800,000
3567	103261 00136	MINIBUS	MITSUBISHI	COLT L 300 GP	2001	1.050	74,000,000	77,700,000
3568	103261 00136	MINIBUS	MITSUBISHI	COLT L 300 GP	2000	1.050	70,000,000	73,500,000
3569	103261 00136	MINIBUS	MITSUBISHI	COLT L 300 GP	1999	1.050	66,000,000	69,300,000
3570	103261 00136	MINIBUS	MITSUBISHI	COLT L 300 GP	1998	1.050	64,000,000	67,200,000
3571	103261 00136	MINIBUS	MITSUBISHI	COLT L 300 GP	1997	1.050	46,000,000	48,300,000
3572	103261 00136	MINIBUS	MITSUBISHI	COLT L 300 GP	1996	1.050	42,000,000	44,100,000
3573	103261 00136	MINIBUS	MITSUBISHI	COLT L 300 GP	1995	1.050	36,000,000	37,800,000
3574	103261 00136	MINIBUS	MITSUBISHI	COLT L 300 GP	1994	1.050	32,000,000	33,600,000
3575	103261 00136	MINIBUS	MITSUBISHI	COLT L 300 GP	1993	1.050	28,000,000	29,400,000
3576	103261 00136	MINIBUS	MITSUBISHI	COLT L 300 GP	1992	1.050	25,000,000	26,250,000
3577	103261 00136	MINIBUS	MITSUBISHI	COLT L 300 GP	1991	1.050	22,000,000	23,100,000
3578	103261 00136	MINIBUS	MITSUBISHI	COLT L 300 GP	1990	1.050	19,000,000	19,950,000
3579	103261 00136	MINIBUS	MITSUBISHI	COLT L 300 GP	1989	1.050	17,000,000	17,850,000
3580	103261 00136	MINIBUS	MITSUBISHI	COLT L 300 GP	1988	1.050	15,000,000	15,750,000
3581	103261 00136	MINIBUS	MITSUBISHI	COLT L 300 GP	1987	1.050	14,000,000	14,700,000
3582	103261 00136	MINIBUS	MITSUBISHI	COLT L 300 GP	1986	1.050	13,500,000	14,175,000
3583	103261 00136	MINIBUS	MITSUBISHI	COLT L 300 GP	1985	1.050	13,000,000	13,650,000
3584	103261 00136	MINIBUS	MITSUBISHI	COLT L 300 GP	1984	1.050	12,500,000	13,125,000
3585	103261 00136	MINIBUS	MITSUBISHI	COLT L 300 GP	1983	1.050	12,000,000	12,600,000
3586	103261 00136	MINIBUS	MITSUBISHI	COLT L 300 GP	1982	1.050	11,500,000	12,075,000
3587	103261 00136	MINIBUS	MITSUBISHI	COLT L 300 GP	1981	1.050	11,000,000	11,550,000
3588	103261 00136	MINIBUS	MITSUBISHI	COLT L 300 GP	1980	1.050	10,000,000	10,500,000
3589	103261 00138	MINIBUS	MITSUBISHI	COLT L.300 SOLAR (2.346cc)/2.500cc	2007	1.050	102,000,000	107,100,000
3590	103261 00138	MINIBUS	MITSUBISHI	COLT L.300 SOLAR (2.346cc)/2.500cc	2006	1.050	97,000,000	101,850,000
3591	103261 00138	MINIBUS	MITSUBISHI	COLT L.300 SOLAR (2.346cc)/2.500cc	2005	1.050	92,000,000	96,600,000
3592	103261 00138	MINIBUS	MITSUBISHI	COLT L.300 SOLAR (2.346cc)/2.500cc	2004	1.050	86,000,000	90,300,000
3593	103261 00138	MINIBUS	MITSUBISHI	COLT L.300 SOLAR (2.346cc)/2.500cc	2003	1.050	82,000,000	86,100,000
3594	103261 00138	MINIBUS	MITSUBISHI	COLT L.300 SOLAR (2.346cc)/2.500cc	2002	1.050	81,000,000	85,050,000
3595	103261 00138	MINIBUS	MITSUBISHI	COLT L.300 SOLAR (2.346cc)/2.500cc	2001	1.050	80,000,000	84,000,000
3596	103261 00138	MINIBUS	MITSUBISHI	COLT L.300 SOLAR (2.346cc)/2.500cc	2000	1.050	77,000,000	80,850,000

NO	KODING	JENIS	MERЕК	TIPE	TH BUAT	BOBOT	NJKB	DP PKB
1	2	3	4	5	6	7	8	9
3597	103261 00138	MINIBUS	MITSUBISHI	COLT L.300 SOLAR (2.346cc)/2.500cc	1999	1.050	65,000,000	68,250,000
3598	103261 00138	MINIBUS	MITSUBISHI	COLT L.300 SOLAR (2.346cc)/2.500cc	1998	1.050	58,000,000	60,900,000
3599	103261 00138	MINIBUS	MITSUBISHI	COLT L.300 SOLAR (2.346cc)/2.500cc	1997	1.050	49,000,000	51,450,000
3600	103261 00138	MINIBUS	MITSUBISHI	COLT L.300 SOLAR (2.346cc)/2.500cc	1996	1.050	45,000,000	47,250,000
3601	103261 00138	MINIBUS	MITSUBISHI	COLT L.300 SOLAR (2.346cc)/2.500cc	1995	1.050	39,000,000	40,950,000
3602	103261 00138	MINIBUS	MITSUBISHI	COLT L.300 SOLAR (2.346cc)/2.500cc	1994	1.050	36,000,000	37,800,000
3603	103261 00138	MINIBUS	MITSUBISHI	COLT L.300 SOLAR (2.346cc)/2.500cc	1993	1.050	32,000,000	33,600,000
3604	103261 00138	MINIBUS	MITSUBISHI	COLT L.300 SOLAR (2.346cc)/2.500cc	1992	1.050	29,000,000	30,450,000
3605	103261 00138	MINIBUS	MITSUBISHI	COLT L.300 SOLAR (2.346cc)/2.500cc	1991	1.050	25,000,000	26,250,000
3606	103261 00138	MINIBUS	MITSUBISHI	COLT L.300 SOLAR (2.346cc)/2.500cc	1990	1.050	22,000,000	23,100,000
3607	103261 00138	MINIBUS	MITSUBISHI	COLT L.300 SOLAR (2.346cc)/2.500cc	1989	1.050	20,000,000	21,000,000
3608	103261 00138	MINIBUS	MITSUBISHI	COLT L.300 SOLAR (2.346cc)/2.500cc	1988	1.050	19,000,000	19,950,000
3609	103261 00138	MINIBUS	MITSUBISHI	COLT L.300 SOLAR (2.346cc)/2.500cc	1987	1.050	16,000,000	16,800,000
3610	103261 00138	MINIBUS	MITSUBISHI	COLT L.300 SOLAR (2.346cc)/2.500cc	1986	1.050	15,000,000	15,750,000
3611	103261 00138	MINIBUS	MITSUBISHI	COLT L.300 SOLAR (2.346cc)/2.500cc	1985	1.050	14,000,000	14,700,000
3612	103261 00138	MINIBUS	MITSUBISHI	COLT L.300 SOLAR (2.346cc)/2.500cc	1984	1.050	13,000,000	13,650,000
3613	103261 00140	MINIBUS	MITSUBISHI	COLT MINICAB 2 CYL 546cc/L.100	1986	1.050	10,000,000	10,500,000
3614	103261 00140	MINIBUS	MITSUBISHI	COLT MINICAB 2 CYL 546cc/L.100	1985	1.050	9,000,000	9,450,000
3615	103261 00140	MINIBUS	MITSUBISHI	COLT MINICAB 2 CYL 546cc/L.100	1984	1.050	8,000,000	8,400,000
3616	103261 00140	MINIBUS	MITSUBISHI	COLT MINICAB 2 CYL 546cc/L.100	1983	1.050	7,000,000	7,350,000
3617	103261 00140	MINIBUS	MITSUBISHI	COLT MINICAB 2 CYL 546cc/L.100	1982	1.050	6,000,000	6,300,000
3618	103261 00140	MINIBUS	MITSUBISHI	COLT MINICAB 2 CYL 546cc/L.100	1981	1.050	5,000,000	5,250,000
3619	103261 00140	MINIBUS	MITSUBISHI	COLT MINICAB 2 CYL 546cc/L.100	1980	1.050	4,000,000	4,200,000
3620	103261 00141	MINIBUS	MITSUBISHI	COLT P 100 PS	1984	1.050	22,000,000	23,100,000
3621	103261 00141	MINIBUS	MITSUBISHI	COLT P 100 PS	1983	1.050	21,000,000	22,050,000
3622	103261 00141	MINIBUS	MITSUBISHI	COLT P 100 PS	1982	1.050	20,000,000	21,000,000
3623	103261 00141	MINIBUS	MITSUBISHI	COLT P 100 PS	1981	1.050	19,000,000	19,950,000
3624	103261 00141	MINIBUS	MITSUBISHI	COLT P 100 PS	1980	1.050	18,000,000	18,900,000
3625	103261 00143	MINIBUS	MITSUBISHI	COLT T120 SS	2006	1.050	62,000,000	65,100,000
3626	103261 00143	MINIBUS	MITSUBISHI	COLT T120 SS	2005	1.050	59,000,000	61,950,000
3627	103261 00143	MINIBUS	MITSUBISHI	COLT T120 SS	2004	1.050	52,000,000	54,600,000
3628	103261 00143	MINIBUS	MITSUBISHI	COLT T120 SS	2003	1.050	49,000,000	51,450,000
3629	103261 00143	MINIBUS	MITSUBISHI	COLT T120 SS	2002	1.050	47,000,000	49,350,000
3630	103261 00143	MINIBUS	MITSUBISHI	COLT T120 SS	2001	1.050	45,000,000	47,250,000
3631	103261 00143	MINIBUS	MITSUBISHI	COLT T120 SS	2000	1.050	44,000,000	46,200,000
3632	103261 00143	MINIBUS	MITSUBISHI	COLT T120 SS	1999	1.050	38,000,000	39,900,000
3633	103261 00143	MINIBUS	MITSUBISHI	COLT T120 SS	1998	1.050	33,000,000	34,650,000
3634	103261 00143	MINIBUS	MITSUBISHI	COLT T120 SS	1997	1.050	29,000,000	30,450,000
3635	103261 00143	MINIBUS	MITSUBISHI	COLT T120 SS	1996	1.050	28,000,000	29,400,000
3636	103261 00143	MINIBUS	MITSUBISHI	COLT T120 SS	1995	1.050	26,000,000	27,300,000
3637	103261 00143	MINIBUS	MITSUBISHI	COLT T120 SS	1994	1.050	23,000,000	24,150,000
3638	103261 00143	MINIBUS	MITSUBISHI	COLT T120 SS	1993	1.050	21,000,000	22,050,000
3639	103261 00143	MINIBUS	MITSUBISHI	COLT T120 SS	1992	1.050	20,000,000	21,000,000
3640	103261 00143	MINIBUS	MITSUBISHI	COLT T120 SS	1991	1.050	18,000,000	18,900,000
3641	103261 00143	MINIBUS	MITSUBISHI	COLT T120 SS	1990	1.050	15,000,000	15,750,000
3642	103261 00144	MINIBUS	MITSUBISHI	COLT T120 SSBC 1.5 (4X2) M/T	2011	1.050	73,000,000	76,650,000
3643	103261 00144	MINIBUS	MITSUBISHI	COLT T120 SSBC 1.5 (4X2) M/T	2010	1.050	69,000,000	72,450,000
3644	103261 00144	MINIBUS	MITSUBISHI	COLT T120 SSBC 1.5 (4X2) M/T	2009	1.050	65,000,000	68,250,000
3645	103261 00144	MINIBUS	MITSUBISHI	COLT T120 SSBC 1.5 (4X2) M/T	2008	1.050	59,000,000	61,950,000
3646	103261 00144	MINIBUS	MITSUBISHI	COLT T120 SSBC 1.5 (4X2) M/T	2007	1.050	57,000,000	59,850,000
3647	103261 00145	MINIBUS	MITSUBISHI	COLT T120 SSBC 1.5 - R (4X2) M/T	2019	1.050	80,000,000	84,000,000
3648	103261 00145	MINIBUS	MITSUBISHI	COLT T120 SSBC 1.5 - R (4X2) M/T	2018	1.050	76,000,000	79,800,000
3649	103261 00145	MINIBUS	MITSUBISHI	COLT T120 SSBC 1.5 - R (4X2) M/T	2017	1.050	73,000,000	76,650,000
3650	103261 00145	MINIBUS	MITSUBISHI	COLT T120 SSBC 1.5 - R (4X2) M/T	2016	1.050	70,000,000	73,500,000
3651	103261 00145	MINIBUS	MITSUBISHI	COLT T120 SSBC 1.5 - R (4X2) M/T	2015	1.050	67,000,000	70,350,000
3652	103261 00145	MINIBUS	MITSUBISHI	COLT T120 SSBC 1.5 - R (4X2) M/T	2014	1.050	64,000,000	67,200,000
3653	103261 00145	MINIBUS	MITSUBISHI	COLT T120 SSBC 1.5 - R (4X2) M/T	2013	1.050	61,000,000	64,050,000
3654	103261 00145	MINIBUS	MITSUBISHI	COLT T120 SSBC 1.5 - R (4X2) M/T	2012	1.050	58,000,000	60,900,000
3655	103261 00145	MINIBUS	MITSUBISHI	COLT T120 SSBC 1.5 - R (4X2) M/T	2011	1.050	56,000,000	58,800,000
3656	103261 00145	MINIBUS	MITSUBISHI	COLT T120 SSBC 1.5 - R (4X2) M/T	2010	1.050	54,000,000	56,700,000
3657	103261 00145	MINIBUS	MITSUBISHI	COLT T120 SSBC 1.5 - R (4X2) M/T	2009	1.050	52,000,000	54,600,000
3658	103261 00145	MINIBUS	MITSUBISHI	COLT T120 SSBC 1.5 - R (4X2) M/T	2008	1.050	50,000,000	52,500,000
3659	103261 00142	MINIBUS	MITSUBISHI	COLT T.120/T.120 B	1982	1.050	13,000,000	13,650,000
3660	103261 00142	MINIBUS	MITSUBISHI	COLT T.120/T.120 B	1981	1.050	12,000,000	12,600,000
3661	103261 00142	MINIBUS	MITSUBISHI	COLT T.120/T.120 B	1980	1.050	8,000,000	8,400,000
3662	103261 00146	MINIBUS	MITSUBISHI	DELICA 2.0L ROYAL (4X2) A/T	2019	1.050	356,000,000	373,800,000
3663	103261 00146	MINIBUS	MITSUBISHI	DELICA 2.0L ROYAL (4X2) A/T	2018	1.050	339,000,000	355,950,000
3664	103261 00146	MINIBUS	MITSUBISHI	DELICA 2.0L ROYAL (4X2) A/T	2017	1.050	323,000,000	339,150,000
3665	103261 00146	MINIBUS	MITSUBISHI	DELICA 2.0L ROYAL (4X2) A/T	2016	1.050	307,000,000	322,350,000
3666	103261 00146	MINIBUS	MITSUBISHI	DELICA 2.0L ROYAL (4X2) A/T	2015	1.050	292,000,000	306,600,000
3667	103261 00147	MINIBUS	MITSUBISHI	DELICA D-5 2.0 L (4X2) AT	2019	1.050	340,000,000	357,000,000
3668	103261 00147	MINIBUS	MITSUBISHI	DELICA D-5 2.0 L (4X2) AT	2018	1.050	323,000,000	339,150,000
3669	103261 00147	MINIBUS	MITSUBISHI	DELICA D-5 2.0 L (4X2) AT	2017	1.050	307,000,000	322,350,000
3670	103261 00147	MINIBUS	MITSUBISHI	DELICA D-5 2.0 L (4X2) AT	2016	1.050	292,000,000	306,600,000
3671	103261 00147	MINIBUS	MITSUBISHI	DELICA D-5 2.0 L (4X2) AT	2015	1.050	278,000,000	291,900,000
3672	103261 00148	MINIBUS	MITSUBISHI	DLX 300	1990	1.050	16,000,000	16,800,000
3673	103261 00148	MINIBUS	MITSUBISHI	DLX 300	1989	1.050	15,000,000	15,750,000
3674	103261 00148	MINIBUS	MITSUBISHI	DLX 300	1988	1.050	14,000,000	14,700,000
3675	103261 00148	MINIBUS	MITSUBISHI	DLX 300	1987	1.050	13,000,000	13,650,000
3676	103261 00148	MINIBUS	MITSUBISHI	DLX 300	1986	1.050	12,000,000	12,600,000
3677	103261 00148	MINIBUS	MITSUBISHI	DLX 300	1985	1.050	11,000,000	11,550,000
3678	103261 00148	MINIBUS	MITSUBISHI	DLX 300	1984	1.050	10,000,000	10,500,000
3679	103261 00149	MINIBUS	MITSUBISHI	GRANDIS 2.4 2WD AT	2005	1.050	217,000,000	227,850,000
3680	103261 00149	MINIBUS	MITSUBISHI	GRANDIS 2.4 2WD AT	2004	1.050	194,000,000	203,700,000
3681	103261 00150	MINIBUS	MITSUBISHI	GRANDIS 2.4 MIVEC AT	2009	1.050	235,000,000	246,750,000
3682	103261 00150	MINIBUS	MITSUBISHI	GRANDIS 2.4 MIVEC AT	2008	1.050	215,000,000	225,750,000
3683	103261 00150	MINIBUS	MITSUBISHI	GRANDIS 2.4 MIVEC AT	2007	1.050	211,000,000	221,550,000
3684	103261 00150	MINIBUS	MITSUBISHI	GRANDIS 2.4 MIVEC AT	2006	1.050	202,000,000	212,100,000
3685	103261 00150	MINIBUS	MITSUBISHI	GRANDIS 2.4 MIVEC AT	2005	1.050	193,000,000	202,650,000
3686	103261 00150	MINIBUS	MITSUBISHI	GRANDIS 2.4 MIVEC AT	2004	1.050	181,000,000	190,050,000

NO	KODING	JENIS	MERЕК	TIPE	TH BUAT	BOBOT	NJKB	DP PKB
1	2	3	4	5	6	7	8	9
3687	103261 00151	MINIBUS	MITSUBISHI	GRANDIS AT 3.0	2006	1.050	244,000,000	256,200,000
3688	103261 00151	MINIBUS	MITSUBISHI	GRANDIS AT 3.0	2005	1.050	222,000,000	233,100,000
3689	103261 00152	MINIBUS	MITSUBISHI	GRANDIS GLS 2.4 MIVEC (4X2) A/T	2012	1.050	274,000,000	287,700,000
3690	103261 00152	MINIBUS	MITSUBISHI	GRANDIS GLS 2.4 MIVEC (4X2) A/T	2011	1.050	269,000,000	282,450,000
3691	103261 00152	MINIBUS	MITSUBISHI	GRANDIS GLS 2.4 MIVEC (4X2) A/T	2010	1.050	263,000,000	276,150,000
3692	103261 00152	MINIBUS	MITSUBISHI	GRANDIS GLS 2.4 MIVEC (4X2) A/T	2009	1.050	250,000,000	262,500,000
3693	103261 00152	MINIBUS	MITSUBISHI	GRANDIS GLS 2.4 MIVEC (4X2) A/T	2008	1.050	229,000,000	240,450,000
3694	103261 00153	MINIBUS	MITSUBISHI	GRANDIS GT 2.4 MIVEC (4X2) A/T	2012	1.050	286,000,000	300,300,000
3695	103261 00153	MINIBUS	MITSUBISHI	GRANDIS GT 2.4 MIVEC (4X2) A/T	2011	1.050	280,000,000	294,000,000
3696	103261 00153	MINIBUS	MITSUBISHI	GRANDIS GT 2.4 MIVEC (4X2) A/T	2010	1.050	274,000,000	287,700,000
3697	103261 00153	MINIBUS	MITSUBISHI	GRANDIS GT 2.4 MIVEC (4X2) A/T	2009	1.050	259,000,000	271,950,000
3698	103261 00153	MINIBUS	MITSUBISHI	GRANDIS GT 2.4 MIVEC (4X2) A/T	2008	1.050	237,000,000	248,850,000
3699	103261 00154	MINIBUS	MITSUBISHI	HA3WLDDR (4X2) A/T	2013	1.050	498,000,000	522,900,000
3700	103261 00155	MINIBUS	MITSUBISHI	I-MIEV (4X2) A/T	2018	1.050	430,000,000	451,500,000
3701	103261 00156	MINIBUS	MITSUBISHI	JET STAR 1.000cc	1990	1.050	14,000,000	14,700,000
3702	103261 00156	MINIBUS	MITSUBISHI	JET STAR 1.000cc	1989	1.050	13,000,000	13,650,000
3703	103261 00156	MINIBUS	MITSUBISHI	JET STAR 1.000cc	1988	1.050	12,500,000	13,125,000
3704	103261 00156	MINIBUS	MITSUBISHI	JET STAR 1.000cc	1987	1.050	12,000,000	12,600,000
3705	103261 00156	MINIBUS	MITSUBISHI	JET STAR 1.000cc	1986	1.050	11,000,000	11,550,000
3706	103261 00157	MINIBUS	MITSUBISHI	KUDA DELUXE 1.6	2005	1.050	86,000,000	90,300,000
3707	103261 00158	MINIBUS	MITSUBISHI	KUDA DELUXE DIESEL	2005	1.050	102,000,000	107,100,000
3708	103261 00159	MINIBUS	MITSUBISHI	KUDA DIAMOND DIESEL	2005	1.050	114,000,000	119,700,000
3709	103261 00160	MINIBUS	MITSUBISHI	KUDA GL DSL/VB5 W	2002	1.050	82,000,000	86,100,000
3710	103261 00160	MINIBUS	MITSUBISHI	KUDA GL DSL/VB5 W	2001	1.050	76,000,000	79,800,000
3711	103261 00160	MINIBUS	MITSUBISHI	KUDA GL DSL/VB5 W	2000	1.050	70,000,000	73,500,000
3712	103261 00160	MINIBUS	MITSUBISHI	KUDA GL DSL/VB5 W	1999	1.050	61,000,000	64,050,000
3713	103261 00161	MINIBUS	MITSUBISHI	KUDA GLS DIAMOND/VA1 W	2006	1.050	109,000,000	114,450,000
3714	103261 00161	MINIBUS	MITSUBISHI	KUDA GLS DIAMOND/VA1 W	2005	1.050	104,000,000	109,200,000
3715	103261 00161	MINIBUS	MITSUBISHI	KUDA GLS DIAMOND/VA1 W	2004	1.050	98,000,000	102,900,000
3716	103261 00161	MINIBUS	MITSUBISHI	KUDA GLS DIAMOND/VA1 W	2003	1.050	85,000,000	89,250,000
3717	103261 00161	MINIBUS	MITSUBISHI	KUDA GLS DIAMOND/VA1 W	2002	1.050	83,000,000	87,150,000
3718	103261 00161	MINIBUS	MITSUBISHI	KUDA GLS DIAMOND/VA1 W	2001	1.050	81,000,000	85,050,000
3719	103261 00161	MINIBUS	MITSUBISHI	KUDA GLS DIAMOND/VA1 W	2000	1.050	77,000,000	80,850,000
3720	103261 00161	MINIBUS	MITSUBISHI	KUDA GLS DIAMOND/VA1 W	1999	1.050	69,000,000	72,450,000
3721	103261 00161	MINIBUS	MITSUBISHI	KUDA GLS DIAMOND/VA1 W	1998	1.050	63,000,000	66,150,000
3722	103261 00162	MINIBUS	MITSUBISHI	KUDA VA1 PL / GRANDIA 2.0 AT	2006	1.050	140,000,000	147,000,000
3723	103261 00162	MINIBUS	MITSUBISHI	KUDA VA1 PL / GRANDIA 2.0 AT	2005	1.050	132,000,000	138,600,000
3724	103261 00163	MINIBUS	MITSUBISHI	KUDA VA1PL / GRANDIA DIESEL MT	2006	1.050	124,000,000	130,200,000
3725	103261 00163	MINIBUS	MITSUBISHI	KUDA VA1PL / GRANDIA DIESEL MT	2005	1.050	120,000,000	126,000,000
3726	103261 00164	MINIBUS	MITSUBISHI	KUDA VA1PL / GRANDIA MT - 1600cc	2006	1.050	117,000,000	122,850,000
3727	103261 00164	MINIBUS	MITSUBISHI	KUDA VA1PL / GRANDIA MT - 1600cc	2005	1.050	111,000,000	116,550,000
3728	103261 00164	MINIBUS	MITSUBISHI	KUDA VA1PL / GRANDIA MT - 1600cc	2004	1.050	103,000,000	108,150,000
3729	103261 00164	MINIBUS	MITSUBISHI	KUDA VA1PL / GRANDIA MT - 1600cc	2003	1.050	96,000,000	100,800,000
3730	103261 00164	MINIBUS	MITSUBISHI	KUDA VA1PL / GRANDIA MT - 1600cc	2002	1.050	91,000,000	95,550,000
3731	103261 00164	MINIBUS	MITSUBISHI	KUDA VA1PL / GRANDIA MT - 1600cc	2001	1.050	86,000,000	90,300,000
3732	103261 00164	MINIBUS	MITSUBISHI	KUDA VA1PL / GRANDIA MT - 1600cc	2000	1.050	84,000,000	88,200,000
3733	103261 00164	MINIBUS	MITSUBISHI	KUDA VA1PL / GRANDIA MT - 1600cc	1999	1.050	71,000,000	74,550,000
3734	103261 00164	MINIBUS	MITSUBISHI	KUDA VA1PL / GRANDIA MT - 1600cc	1998	1.050	70,000,000	73,500,000
3735	103261 00165	MINIBUS	MITSUBISHI	KUDA VA1W GL	2002	1.050	73,000,000	76,650,000
3736	103261 00165	MINIBUS	MITSUBISHI	KUDA VA1W GL	2001	1.050	67,000,000	70,350,000
3737	103261 00165	MINIBUS	MITSUBISHI	KUDA VA1W GL	2000	1.050	63,000,000	66,150,000
3738	103261 00165	MINIBUS	MITSUBISHI	KUDA VA1W GL	1999	1.050	55,000,000	57,750,000
3739	103261 00165	MINIBUS	MITSUBISHI	KUDA VA1W GL	1998	1.050	52,000,000	54,600,000
3740	103261 00166	MINIBUS	MITSUBISHI	KUDA VA1W GLX / DELUXE	2006	1.050	100,000,000	105,000,000
3741	103261 00166	MINIBUS	MITSUBISHI	KUDA VA1W GLX / DELUXE	2005	1.050	96,000,000	100,800,000
3742	103261 00166	MINIBUS	MITSUBISHI	KUDA VA1W GLX / DELUXE	2004	1.050	89,000,000	93,450,000
3743	103261 00166	MINIBUS	MITSUBISHI	KUDA VA1W GLX / DELUXE	2003	1.050	80,000,000	84,000,000
3744	103261 00166	MINIBUS	MITSUBISHI	KUDA VA1W GLX / DELUXE	2002	1.050	79,000,000	82,950,000
3745	103261 00166	MINIBUS	MITSUBISHI	KUDA VA1W GLX / DELUXE	2001	1.050	75,000,000	78,750,000
3746	103261 00166	MINIBUS	MITSUBISHI	KUDA VA1W GLX / DELUXE	2000	1.050	71,000,000	74,550,000
3747	103261 00166	MINIBUS	MITSUBISHI	KUDA VA1W GLX / DELUXE	1999	1.050	63,000,000	66,150,000
3748	103261 00166	MINIBUS	MITSUBISHI	KUDA VA1W GLX / DELUXE	1998	1.050	57,000,000	59,850,000
3749	103261 00167	MINIBUS	MITSUBISHI	KUDA VA1W PL / GRANDIA MT	2006	1.050	125,000,000	131,250,000
3750	103261 00167	MINIBUS	MITSUBISHI	KUDA VA1W PL / GRANDIA MT	2005	1.050	121,000,000	127,050,000
3751	103261 00167	MINIBUS	MITSUBISHI	KUDA VA1W PL / GRANDIA MT	2004	1.050	115,000,000	120,750,000
3752	103261 00167	MINIBUS	MITSUBISHI	KUDA VA1W PL / GRANDIA MT	2003	1.050	109,000,000	114,450,000
3753	103261 00167	MINIBUS	MITSUBISHI	KUDA VA1W PL / GRANDIA MT	2002	1.050	104,000,000	109,200,000
3754	103261 00167	MINIBUS	MITSUBISHI	KUDA VA1W PL / GRANDIA MT	2001	1.050	98,000,000	102,900,000
3755	103261 00167	MINIBUS	MITSUBISHI	KUDA VA1W PL / GRANDIA MT	2000	1.050	94,000,000	98,700,000
3756	103261 00167	MINIBUS	MITSUBISHI	KUDA VA1W PL / GRANDIA MT	1999	1.050	89,000,000	93,450,000
3757	103261 00168	MINIBUS	MITSUBISHI	KUDA VB2W GLS / DIAMOND-2000cc	2006	1.050	120,000,000	126,000,000
3758	103261 00168	MINIBUS	MITSUBISHI	KUDA VB2W GLS / DIAMOND-2000cc	2005	1.050	116,000,000	121,800,000
3759	103261 00168	MINIBUS	MITSUBISHI	KUDA VB2W GLS / DIAMOND-2000cc	2004	1.050	107,000,000	112,350,000
3760	103261 00168	MINIBUS	MITSUBISHI	KUDA VB2W GLS / DIAMOND-2000cc	2003	1.050	101,000,000	106,050,000
3761	103261 00168	MINIBUS	MITSUBISHI	KUDA VB2W GLS / DIAMOND-2000cc	2002	1.050	97,000,000	101,850,000
3762	103261 00169	MINIBUS	MITSUBISHI	KUDA VB2W GLS MT/ DIAMOND-2000cc	2005	1.050	115,000,000	120,750,000
3763	103261 00169	MINIBUS	MITSUBISHI	KUDA VB2W GLS MT/ DIAMOND-2000cc	2004	1.050	109,000,000	114,450,000
3764	103261 00169	MINIBUS	MITSUBISHI	KUDA VB2W GLS MT/ DIAMOND-2000cc	2003	1.050	104,000,000	109,200,000
3765	103261 00170	MINIBUS	MITSUBISHI	KUDA VB2W PL AT /GRANDIA AT-2000cc	2006	1.050	136,000,000	142,800,000
3766	103261 00170	MINIBUS	MITSUBISHI	KUDA VB2W PL AT /GRANDIA AT-2000cc	2005	1.050	130,000,000	136,500,000
3767	103261 00170	MINIBUS	MITSUBISHI	KUDA VB2W PL AT /GRANDIA AT-2000cc	2004	1.050	123,000,000	129,150,000
3768	103261 00170	MINIBUS	MITSUBISHI	KUDA VB2W PL AT /GRANDIA AT-2000cc	2003	1.050	117,000,000	122,850,000
3769	103261 00170	MINIBUS	MITSUBISHI	KUDA VB2W PL AT /GRANDIA AT-2000cc	2002	1.050	111,000,000	116,550,000
3770	103261 00171	MINIBUS	MITSUBISHI	KUDA VB2W PL MT /GRANDIA MT-2000cc	2005	1.050	121,000,000	127,050,000
3771	103261 00171	MINIBUS	MITSUBISHI	KUDA VB2W PL MT /GRANDIA MT-2000cc	2004	1.050	115,000,000	120,750,000
3772	103261 00171	MINIBUS	MITSUBISHI	KUDA VB2W PL MT /GRANDIA MT-2000cc	2003	1.050	109,000,000	114,450,000
3773	103261 00171	MINIBUS	MITSUBISHI	KUDA VB2W PL MT /GRANDIA MT-2000cc	2002	1.050	103,000,000	108,150,000
3774	103261 00172	MINIBUS	MITSUBISHI	KUDA VB5W GL DIESEL	2002	1.050	79,000,000	82,950,000
3775	103261 00172	MINIBUS	MITSUBISHI	KUDA VB5W GL DIESEL	2001	1.050	73,000,000	76,650,000
3776	103261 00172	MINIBUS	MITSUBISHI	KUDA VB5W GL DIESEL	2000	1.050	70,000,000	73,500,000

NO	KODING	JENIS	MERЕК	TIPE	TH BUAT	BOBOT	NJKB	DP PKB
1	2	3	4	5	6	7	8	9
3777	103261 00172	MINIBUS	MITSUBISHI	KUDA VB5W GL DIESEL	1999	1.050	61,000,000	64,050,000
3778	103261 00173	MINIBUS	MITSUBISHI	KUDA VB5W GLS DIESEL / DIAMOND DIESEL	2006	1.050	119,000,000	124,950,000
3779	103261 00173	MINIBUS	MITSUBISHI	KUDA VB5W GLS DIESEL / DIAMOND DIESEL	2005	1.050	114,000,000	119,700,000
3780	103261 00173	MINIBUS	MITSUBISHI	KUDA VB5W GLS DIESEL / DIAMOND DIESEL	2004	1.050	106,000,000	111,300,000
3781	103261 00173	MINIBUS	MITSUBISHI	KUDA VB5W GLS DIESEL / DIAMOND DIESEL	2003	1.050	100,000,000	105,000,000
3782	103261 00173	MINIBUS	MITSUBISHI	KUDA VB5W GLS DIESEL / DIAMOND DIESEL	2002	1.050	96,000,000	100,800,000
3783	103261 00173	MINIBUS	MITSUBISHI	KUDA VB5W GLS DIESEL / DIAMOND DIESEL	2001	1.050	89,000,000	93,450,000
3784	103261 00173	MINIBUS	MITSUBISHI	KUDA VB5W GLS DIESEL / DIAMOND DIESEL	2000	1.050	85,000,000	89,250,000
3785	103261 00173	MINIBUS	MITSUBISHI	KUDA VB5W GLS DIESEL / DIAMOND DIESEL	1999	1.050	74,000,000	77,700,000
3786	103261 00174	MINIBUS	MITSUBISHI	KUDA VB5W GLX / DELUXE	2006	1.050	111,000,000	116,550,000
3787	103261 00174	MINIBUS	MITSUBISHI	KUDA VB5W GLX / DELUXE	2005	1.050	106,000,000	111,300,000
3788	103261 00174	MINIBUS	MITSUBISHI	KUDA VB5W GLX / DELUXE	2004	1.050	99,000,000	103,950,000
3789	103261 00174	MINIBUS	MITSUBISHI	KUDA VB5W GLX / DELUXE	2003	1.050	92,000,000	96,600,000
3790	103261 00174	MINIBUS	MITSUBISHI	KUDA VB5W GLX / DELUXE	2002	1.050	90,000,000	94,500,000
3791	103261 00174	MINIBUS	MITSUBISHI	KUDA VB5W GLX / DELUXE	2001	1.050	83,000,000	87,150,000
3792	103261 00174	MINIBUS	MITSUBISHI	KUDA VB5W GLX / DELUXE	2000	1.050	79,000,000	82,950,000
3793	103261 00174	MINIBUS	MITSUBISHI	KUDA VB5W GLX / DELUXE	1999	1.050	70,000,000	73,500,000
3794	103261 00175	MINIBUS	MITSUBISHI	KUDA VB5W PL / GRANDIA	2006	1.050	125,000,000	131,250,000
3795	103261 00175	MINIBUS	MITSUBISHI	KUDA VB5W PL / GRANDIA	2005	1.050	121,000,000	127,050,000
3796	103261 00175	MINIBUS	MITSUBISHI	KUDA VB5W PL / GRANDIA	2004	1.050	114,000,000	119,700,000
3797	103261 00175	MINIBUS	MITSUBISHI	KUDA VB5W PL / GRANDIA	2003	1.050	106,000,000	111,300,000
3798	103261 00175	MINIBUS	MITSUBISHI	KUDA VB5W PL / GRANDIA	2002	1.050	102,000,000	107,100,000
3799	103261 00175	MINIBUS	MITSUBISHI	KUDA VB5W PL / GRANDIA	2001	1.050	96,000,000	100,800,000
3800	103261 00175	MINIBUS	MITSUBISHI	KUDA VB5W PL / GRANDIA	2000	1.050	92,000,000	96,600,000
3801	103261 00175	MINIBUS	MITSUBISHI	KUDA VB5W PL / GRANDIA	1999	1.050	80,000,000	84,000,000
3802	103261 00176	MINIBUS	MITSUBISHI	L 200 STORM 310	2005	1.050	214,000,000	224,700,000
3803	103261 00177	MINIBUS	MITSUBISHI	L300 BC (4X2) M/T	2011	1.050	114,000,000	119,700,000
3804	103261 00177	MINIBUS	MITSUBISHI	L300 BC (4X2) M/T	2010	1.050	112,000,000	117,600,000
3805	103261 00177	MINIBUS	MITSUBISHI	L300 BC (4X2) M/T	2009	1.050	98,000,000	102,900,000
3806	103261 00177	MINIBUS	MITSUBISHI	L300 BC (4X2) M/T	2008	1.050	89,000,000	93,450,000
3807	103261 00177	MINIBUS	MITSUBISHI	L300 BC (4X2) M/T	2007	1.050	86,000,000	90,300,000
3808	103261 00178	MINIBUS	MITSUBISHI	L300 BC-R (4X2) M/T	2018	1.050	112,000,000	117,600,000
3809	103261 00178	MINIBUS	MITSUBISHI	L300 BC-R (4X2) M/T	2017	1.050	110,000,000	115,500,000
3810	103261 00178	MINIBUS	MITSUBISHI	L300 BC-R (4X2) M/T	2016	1.050	107,000,000	112,350,000
3811	103261 00178	MINIBUS	MITSUBISHI	L300 BC-R (4X2) M/T	2015	1.050	104,000,000	109,200,000
3812	103261 00178	MINIBUS	MITSUBISHI	L300 BC-R (4X2) M/T	2014	1.050	101,000,000	106,050,000
3813	103261 00178	MINIBUS	MITSUBISHI	L300 BC-R (4X2) M/T	2013	1.050	97,000,000	101,850,000
3814	103261 00178	MINIBUS	MITSUBISHI	L300 BC-R (4X2) M/T	2012	1.050	92,000,000	96,600,000
3815	103261 00178	MINIBUS	MITSUBISHI	L300 BC-R (4X2) M/T	2011	1.050	87,000,000	91,350,000
3816	103261 00178	MINIBUS	MITSUBISHI	L300 BC-R (4X2) M/T	2010	1.050	83,000,000	87,150,000
3817	103261 00178	MINIBUS	MITSUBISHI	L300 BC-R (4X2) M/T	2009	1.050	79,000,000	82,950,000
3818	103261 00178	MINIBUS	MITSUBISHI	L300 BC-R (4X2) M/T	2008	1.050	74,000,000	77,700,000
3819	103261 00179	MINIBUS	MITSUBISHI	L300 DIESEL HR HB (AC)	2005	1.050	91,000,000	95,550,000
3820	103261 00180	MINIBUS	MITSUBISHI	L300 MB 4	2009	1.050	116,000,000	121,800,000
3821	103261 00180	MINIBUS	MITSUBISHI	L300 MB 4	2008	1.050	106,000,000	111,300,000
3822	103261 00180	MINIBUS	MITSUBISHI	L300 MB 4	2007	1.050	97,000,000	101,850,000
3823	103261 00180	MINIBUS	MITSUBISHI	L300 MB 4	2006	1.050	93,000,000	97,650,000
3824	103261 00180	MINIBUS	MITSUBISHI	L300 MB 4	2005	1.050	86,000,000	90,300,000
3825	103261 00181	MINIBUS	MITSUBISHI	L300 MB 4 DELUXE	2009	1.050	127,000,000	133,350,000
3826	103261 00181	MINIBUS	MITSUBISHI	L300 MB 4 DELUXE	2008	1.050	117,000,000	122,850,000
3827	103261 00181	MINIBUS	MITSUBISHI	L300 MB 4 DELUXE	2007	1.050	108,000,000	113,400,000
3828	103261 00181	MINIBUS	MITSUBISHI	L300 MB 4 DELUXE	2006	1.050	104,000,000	109,200,000
3829	103261 00181	MINIBUS	MITSUBISHI	L300 MB 4 DELUXE	2005	1.050	95,000,000	99,750,000
3830	103261 00182	MINIBUS	MITSUBISHI	MAVEN DX	2007	1.050	70,000,000	73,500,000
3831	103261 00182	MINIBUS	MITSUBISHI	MAVEN DX	2006	1.050	67,000,000	70,350,000
3832	103261 00182	MINIBUS	MITSUBISHI	MAVEN DX	2005	1.050	64,000,000	67,200,000
3833	103261 00183	MINIBUS	MITSUBISHI	MAVEN GLS	2007	1.050	89,000,000	93,450,000
3834	103261 00183	MINIBUS	MITSUBISHI	MAVEN GLS	2006	1.050	86,000,000	90,300,000
3835	103261 00183	MINIBUS	MITSUBISHI	MAVEN GLS	2005	1.050	79,000,000	82,950,000
3836	103261 00184	MINIBUS	MITSUBISHI	MAVEN GLS (4X2) M/T	2011	1.050	124,000,000	130,200,000
3837	103261 00184	MINIBUS	MITSUBISHI	MAVEN GLS (4X2) M/T	2010	1.050	121,000,000	127,050,000
3838	103261 00184	MINIBUS	MITSUBISHI	MAVEN GLS (4X2) M/T	2009	1.050	109,000,000	114,450,000
3839	103261 00184	MINIBUS	MITSUBISHI	MAVEN GLS (4X2) M/T	2008	1.050	100,000,000	105,000,000
3840	103261 00184	MINIBUS	MITSUBISHI	MAVEN GLS (4X2) M/T	2007	1.050	95,000,000	99,750,000
3841	103261 00185	MINIBUS	MITSUBISHI	MAVEN GLS (4x2) M/T (AKSESORI BARU)	2009	1.050	110,000,000	115,500,000
3842	103261 00185	MINIBUS	MITSUBISHI	MAVEN GLS (4x2) M/T (AKSESORI BARU)	2008	1.050	101,000,000	106,050,000
3843	103261 00185	MINIBUS	MITSUBISHI	MAVEN GLS (4x2) M/T (AKSESORI BARU)	2007	1.050	96,000,000	100,800,000
3844	103261 00186	MINIBUS	MITSUBISHI	MAVEN GLX	2007	1.050	102,000,000	107,100,000
3845	103261 00186	MINIBUS	MITSUBISHI	MAVEN GLX	2006	1.050	99,000,000	103,950,000
3846	103261 00186	MINIBUS	MITSUBISHI	MAVEN GLX	2005	1.050	92,000,000	96,600,000
3847	103261 00187	MINIBUS	MITSUBISHI	MAVEN GLX (4X2) M/T	2011	1.050	112,000,000	117,600,000
3848	103261 00187	MINIBUS	MITSUBISHI	MAVEN GLX (4X2) M/T	2010	1.050	108,000,000	113,400,000
3849	103261 00187	MINIBUS	MITSUBISHI	MAVEN GLX (4X2) M/T	2009	1.050	97,000,000	101,850,000
3850	103261 00187	MINIBUS	MITSUBISHI	MAVEN GLX (4X2) M/T	2008	1.050	88,000,000	92,400,000
3851	103261 00187	MINIBUS	MITSUBISHI	MAVEN GLX (4X2) M/T	2007	1.050	82,000,000	86,100,000
3852	103261 00188	MINIBUS	MITSUBISHI	MAVEN GLX (4x2) M/T (AKSESORI BARU)	2009	1.050	98,000,000	102,900,000
3853	103261 00188	MINIBUS	MITSUBISHI	MAVEN GLX (4x2) M/T (AKSESORI BARU)	2008	1.050	89,000,000	93,450,000
3854	103261 00188	MINIBUS	MITSUBISHI	MAVEN GLX (4x2) M/T (AKSESORI BARU)	2007	1.050	82,000,000	86,100,000
3855	103261 00189	MINIBUS	MITSUBISHI	MAVEN SDX	2007	1.050	73,000,000	76,650,000
3856	103261 00189	MINIBUS	MITSUBISHI	MAVEN SDX	2006	1.050	71,000,000	74,550,000
3857	103261 00189	MINIBUS	MITSUBISHI	MAVEN SDX	2005	1.050	68,000,000	71,400,000
3858	103261 00190	MINIBUS	MITSUBISHI	MIRAGE 1.2L EXCEED (4X2) A/T	2015	1.050	135,000,000	141,750,000
3859	103261 00190	MINIBUS	MITSUBISHI	MIRAGE 1.2L EXCEED (4X2) A/T	2014	1.050	128,000,000	134,400,000
3860	103261 00190	MINIBUS	MITSUBISHI	MIRAGE 1.2L EXCEED (4X2) A/T	2013	1.050	127,000,000	133,350,000
3861	103261 00190	MINIBUS	MITSUBISHI	MIRAGE 1.2L EXCEED (4X2) A/T	2012	1.050	123,000,000	129,150,000
3862	103261 00191	MINIBUS	MITSUBISHI	MIRAGE 1.2L EXCEED-F (4X2) AT	2016	1.050	134,000,000	140,700,000
3863	103261 00191	MINIBUS	MITSUBISHI	MIRAGE 1.2L EXCEED-F (4X2) AT	2015	1.050	129,000,000	135,450,000
3864	103261 00192	MINIBUS	MITSUBISHI	MIRAGE 1.2L EXCEED-H (4X2) A/T	2019	1.050	154,000,000	161,700,000
3865	103261 00192	MINIBUS	MITSUBISHI	MIRAGE 1.2L EXCEED-H (4X2) A/T	2018	1.050	147,000,000	154,350,000
3866	103261 00192	MINIBUS	MITSUBISHI	MIRAGE 1.2L EXCEED-H (4X2) A/T	2017	1.050	140,000,000	147,000,000

NO	KODING	JENIS	MERЕК	TIPE	TH BUAT	BOBOT	NJKB	DP PKB
1	2	3	4	5	6	7	8	9
3867	103261 00192	MINIBUS	MITSUBISHI	MIRAGE 1.2L EXCEED-H (4X2) A/T	2016	1.050	133,000,000	139,650,000
3868	103261 00193	MINIBUS	MITSUBISHI	MIRAGE 1.2L GLS (4X2) A/T	2015	1.050	124,000,000	130,200,000
3869	103261 00193	MINIBUS	MITSUBISHI	MIRAGE 1.2L GLS (4X2) A/T	2014	1.050	119,000,000	124,950,000
3870	103261 00193	MINIBUS	MITSUBISHI	MIRAGE 1.2L GLS (4X2) A/T	2013	1.050	117,000,000	122,850,000
3871	103261 00193	MINIBUS	MITSUBISHI	MIRAGE 1.2L GLS (4X2) A/T	2012	1.050	113,000,000	118,650,000
3872	103261 00194	MINIBUS	MITSUBISHI	MIRAGE 1.2L GLS-F (4X2) AT	2016	1.050	123,000,000	129,150,000
3873	103261 00194	MINIBUS	MITSUBISHI	MIRAGE 1.2L GLS-F (4X2) AT	2015	1.050	118,000,000	123,900,000
3874	103261 00195	MINIBUS	MITSUBISHI	MIRAGE 1.2L GLS-H (4X2) A/T	2019	1.050	144,000,000	151,200,000
3875	103261 00195	MINIBUS	MITSUBISHI	MIRAGE 1.2L GLS-H (4X2) A/T	2018	1.050	137,000,000	143,850,000
3876	103261 00195	MINIBUS	MITSUBISHI	MIRAGE 1.2L GLS-H (4X2) A/T	2017	1.050	131,000,000	137,550,000
3877	103261 00195	MINIBUS	MITSUBISHI	MIRAGE 1.2L GLS-H (4X2) A/T	2016	1.050	125,000,000	131,250,000
3878	103261 00196	MINIBUS	MITSUBISHI	MIRAGE 1.2L GLX (4X2) M/T	2016	1.050	110,000,000	115,500,000
3879	103261 00196	MINIBUS	MITSUBISHI	MIRAGE 1.2L GLX (4X2) M/T	2015	1.050	109,000,000	114,450,000
3880	103261 00196	MINIBUS	MITSUBISHI	MIRAGE 1.2L GLX (4X2) M/T	2014	1.050	104,000,000	109,200,000
3881	103261 00196	MINIBUS	MITSUBISHI	MIRAGE 1.2L GLX (4X2) M/T	2013	1.050	99,000,000	103,950,000
3882	103261 00196	MINIBUS	MITSUBISHI	MIRAGE 1.2L GLX (4X2) M/T	2012	1.050	94,000,000	98,700,000
3883	103261 00826	MINIBUS	MITSUBISHI	MIRAGE 1.2L GLX-H (4X2) A/T	2019	1.050	135,000,000	141,750,000
3884	103261 00197	MINIBUS	MITSUBISHI	MIRAGE 1.2L GLX-H (4X2) M/T	2018	1.050	119,000,000	124,950,000
3885	103261 00197	MINIBUS	MITSUBISHI	MIRAGE 1.2L GLX-H (4X2) M/T	2017	1.050	118,000,000	123,900,000
3886	103261 00197	MINIBUS	MITSUBISHI	MIRAGE 1.2L GLX-H (4X2) M/T	2016	1.050	112,000,000	117,600,000
3887	103261 00198	MINIBUS	MITSUBISHI	NIM BUS	2001	1.050	150,000,000	157,500,000
3888	103261 00199	MINIBUS	MITSUBISHI	SPACE WAGON	1995	1.050	76,000,000	79,800,000
3889	103261 00200	MINIBUS	MITSUBISHI	T -120SS 1.5 BC	2007	1.050	55,000,000	57,750,000
3890	103261 00200	MINIBUS	MITSUBISHI	T -120SS 1.5 BC	2006	1.050	52,000,000	54,600,000
3891	103261 00200	MINIBUS	MITSUBISHI	T -120SS 1.5 BC	2005	1.050	51,000,000	53,550,000
3892	103261 00200	MINIBUS	MITSUBISHI	T -120SS 1.5 BC	2004	1.050	47,000,000	49,350,000
3893	103261 00201	MINIBUS	MITSUBISHI	T 120 SS 1.5 MPi	2005	1.050	68,000,000	71,400,000
3894	103261 00202	MINIBUS	MITSUBISHI	VERADA 3.500cc CBU	2003	1.050	254,000,000	266,700,000
3895	103261 00202	MINIBUS	MITSUBISHI	VERADA 3.500cc CBU	2002	1.050	237,000,000	248,850,000
3896	103261 00202	MINIBUS	MITSUBISHI	VERADA 3.500cc CBU	2001	1.050	221,000,000	232,050,000
3897	103261 00202	MINIBUS	MITSUBISHI	VERADA 3.500cc CBU	2000	1.050	197,000,000	206,850,000
3898	103261 00203	MINIBUS	MITSUBISHI	XPANDER 1.5L EXCEED (4X2) A/T	2019	1.050	183,000,000	192,150,000
3899	103261 00203	MINIBUS	MITSUBISHI	XPANDER 1.5L EXCEED (4X2) A/T	2018	1.050	174,000,000	182,700,000
3900	103261 00203	MINIBUS	MITSUBISHI	XPANDER 1.5L EXCEED (4X2) A/T	2017	1.050	166,000,000	174,300,000
3901	103261 00204	MINIBUS	MITSUBISHI	XPANDER 1.5L EXCEED (4X2) M/T	2019	1.050	175,000,000	183,750,000
3902	103261 00204	MINIBUS	MITSUBISHI	XPANDER 1.5L EXCEED (4X2) M/T	2018	1.050	167,000,000	175,350,000
3903	103261 00204	MINIBUS	MITSUBISHI	XPANDER 1.5L EXCEED (4X2) M/T	2017	1.050	159,000,000	166,950,000
3904	103261 00205	MINIBUS	MITSUBISHI	XPANDER 1.5L EXCEED-K (4X2) A/T	2019	1.050	183,000,000	192,150,000
3905	103261 00205	MINIBUS	MITSUBISHI	XPANDER 1.5L EXCEED-K (4X2) A/T	2018	1.050	174,000,000	182,700,000
3906	103261 00206	MINIBUS	MITSUBISHI	XPANDER 1.5L EXCEED-K (4X2) M/T	2019	1.050	175,000,000	183,750,000
3907	103261 00206	MINIBUS	MITSUBISHI	XPANDER 1.5L EXCEED-K (4X2) M/T	2018	1.050	167,000,000	175,350,000
3908	103261 00207	MINIBUS	MITSUBISHI	XPANDER 1.5L GLS (4X2) A/T	2019	1.050	178,000,000	186,900,000
3909	103261 00207	MINIBUS	MITSUBISHI	XPANDER 1.5L GLS (4X2) A/T	2018	1.050	170,000,000	178,500,000
3910	103261 00208	MINIBUS	MITSUBISHI	XPANDER 1.5L GLS (4X2) M/T	2019	1.050	170,000,000	178,500,000
3911	103261 00208	MINIBUS	MITSUBISHI	XPANDER 1.5L GLS (4X2) M/T	2018	1.050	162,000,000	170,100,000
3912	103261 00208	MINIBUS	MITSUBISHI	XPANDER 1.5L GLS (4X2) M/T	2017	1.050	154,000,000	161,700,000
3913	103261 00209	MINIBUS	MITSUBISHI	XPANDER 1.5L GLS-K (4X2) A/T	2019	1.050	178,000,000	186,900,000
3914	103261 00209	MINIBUS	MITSUBISHI	XPANDER 1.5L GLS-K (4X2) A/T	2018	1.050	170,000,000	178,500,000
3915	103261 00210	MINIBUS	MITSUBISHI	XPANDER 1.5L GLS-K (4X2) M/T	2019	1.050	170,000,000	178,500,000
3916	103261 00210	MINIBUS	MITSUBISHI	XPANDER 1.5L GLS-K (4X2) M/T	2018	1.050	162,000,000	170,100,000
3917	103261 00211	MINIBUS	MITSUBISHI	XPANDER 1.5L GLX (4X2) M/T	2019	1.050	157,000,000	164,850,000
3918	103261 00211	MINIBUS	MITSUBISHI	XPANDER 1.5L GLX (4X2) M/T	2018	1.050	150,000,000	157,500,000
3919	103261 00212	MINIBUS	MITSUBISHI	XPANDER 1.5L GLX-K (4X2) M/T	2019	1.050	157,000,000	164,850,000
3920	103261 00212	MINIBUS	MITSUBISHI	XPANDER 1.5L GLX-K (4X2) M/T	2018	1.050	150,000,000	157,500,000
3921	103261 00213	MINIBUS	MITSUBISHI	XPANDER 1.5L SPORT (4X2) A/T	2019	1.050	193,000,000	202,650,000
3922	103261 00213	MINIBUS	MITSUBISHI	XPANDER 1.5L SPORT (4X2) A/T	2018	1.050	184,000,000	193,200,000
3923	103261 00213	MINIBUS	MITSUBISHI	XPANDER 1.5L SPORT (4X2) A/T	2017	1.050	175,000,000	183,750,000
3924	103261 00214	MINIBUS	MITSUBISHI	XPANDER 1.5L SPORT (4X2) M/T	2019	1.050	185,000,000	194,250,000
3925	103261 00214	MINIBUS	MITSUBISHI	XPANDER 1.5L SPORT (4X2) M/T	2018	1.050	176,000,000	184,800,000
3926	103261 00215	MINIBUS	MITSUBISHI	XPANDER 1.5L SPORT-K (4X2) A/T	2019	1.050	193,000,000	202,650,000
3927	103261 00215	MINIBUS	MITSUBISHI	XPANDER 1.5L SPORT-K (4X2) A/T	2018	1.050	184,000,000	193,200,000
3928	103261 00216	MINIBUS	MITSUBISHI	XPANDER 1.5L ULTIMATE (4X2) A/T	2019	1.050	200,000,000	210,000,000
3929	103261 00216	MINIBUS	MITSUBISHI	XPANDER 1.5L ULTIMATE (4X2) A/T	2018	1.050	190,000,000	199,500,000
3930	103261 00216	MINIBUS	MITSUBISHI	XPANDER 1.5L ULTIMATE (4X2) A/T	2017	1.050	181,000,000	190,050,000
3931	103261 00217	MINIBUS	MITSUBISHI	XPANDER 1.5L ULTIMATE-K (4X2) A/T	2019	1.050	200,000,000	210,000,000
3932	103261 00217	MINIBUS	MITSUBISHI	XPANDER 1.5L ULTIMATE-K (4X2) A/T	2018	1.050	190,000,000	199,500,000
3933	103267 00004	MINIBUS	MORINA	1.300 1.256cc	1988	1.050	12,000,000	12,600,000
3934	103267 00004	MINIBUS	MORINA	1.300 1.256cc	1987	1.050	11,000,000	11,550,000
3935	103267 00004	MINIBUS	MORINA	1.300 1.256cc	1986	1.050	10,000,000	10,500,000
3936	103267 00004	MINIBUS	MORINA	1.300 1.256cc	1985	1.050	9,000,000	9,450,000
3937	103267 00004	MINIBUS	MORINA	1.300 1.256cc	1984	1.050	8,800,000	9,240,000
3938	103267 00004	MINIBUS	MORINA	1.300 1.256cc	1983	1.050	8,500,000	8,925,000
3939	103267 00004	MINIBUS	MORINA	1.300 1.256cc	1982	1.050	8,000,000	8,400,000
3940	103267 00004	MINIBUS	MORINA	1.300 1.256cc	1981	1.050	7,000,000	7,350,000
3941	103267 00004	MINIBUS	MORINA	1.300 1.256cc	1980	1.050	6,000,000	6,300,000
3942	103267 00005	MINIBUS	MORINA	BTVC / 1256cc	1994	1.050	15,000,000	15,750,000
3943	103267 00005	MINIBUS	MORINA	BTVC / 1256cc	1993	1.050	14,000,000	14,700,000
3944	103268 00012	MINIBUS	MORRIS	MINI COOPER 1.6 AUTOMATIC	2007	1.050	315,000,000	330,750,000
3945	103268 00012	MINIBUS	MORRIS	MINI COOPER 1.6 AUTOMATIC	2006	1.050	250,000,000	262,500,000
3946	103268 00013	MINIBUS	MORRIS	MINI COOPER S 1.6 A/T	2007	1.050	329,000,000	345,450,000
3947	103268 00013	MINIBUS	MORRIS	MINI COOPER S 1.6 A/T	2006	1.050	261,000,000	274,050,000
3948	103268 00014	MINIBUS	MORRIS	MINI COOPER S 1.6 AUTOMATIC	2010	1.050	541,000,000	568,050,000
3949	103268 00014	MINIBUS	MORRIS	MINI COOPER S 1.6 AUTOMATIC	2007	1.050	329,000,000	345,450,000
3950	103268 00014	MINIBUS	MORRIS	MINI COOPER S 1.6 AUTOMATIC	2006	1.050	261,000,000	274,050,000
3951	103268 00015	MINIBUS	MORRIS	MINI COOPER S 1.6 MANUAL	2007	1.050	307,000,000	322,350,000
3952	103268 00015	MINIBUS	MORRIS	MINI COOPER S 1.6 MANUAL	2006	1.050	243,000,000	255,150,000
3953	103268 00016	MINIBUS	MORRIS	TD 27	2000	1.050	172,000,000	180,600,000
3954	103284 00096	MINIBUS	NISSAN	COMBI	1981	1.050	12,000,000	12,600,000
3955	103284 00097	MINIBUS	NISSAN	DATSUN C 20 SHORT BODY BUILT UP	1983	1.050	11,000,000	11,550,000
3956	103284 00097	MINIBUS	NISSAN	DATSUN C 20 SHORT BODY BUILT UP	1982	1.050	10,000,000	10,500,000

NO	KODING	JENIS	MEREK	TIPE	TH BUAT	BOBOT	NJKB	DP PKB
1	2	3	4	5	6	7	8	9
3957	103284 00098	MINIBUS	NISSAN	DUALIS 2.0 2 WD AT	2007	1.050	244,000,000	256,200,000
3958	103284 00101	MINIBUS	NISSAN	ELGRAND 2.5 2WD A/T	2011	1.050	577,000,000	605,850,000
3959	103284 00101	MINIBUS	NISSAN	ELGRAND 2.5 2WD A/T	2010	1.050	550,000,000	577,500,000
3960	103284 00101	MINIBUS	NISSAN	ELGRAND 2.5 2WD A/T	2009	1.050	534,000,000	560,700,000
3961	103284 00101	MINIBUS	NISSAN	ELGRAND 2.5 2WD A/T	2008	1.050	418,000,000	438,900,000
3962	103284 00101	MINIBUS	NISSAN	ELGRAND 2.5 2WD A/T	2007	1.050	361,000,000	379,050,000
3963	103284 00101	MINIBUS	NISSAN	ELGRAND 2.5 2WD A/T	2006	1.050	336,000,000	352,800,000
3964	103284 00102	MINIBUS	NISSAN	ELGRAND 2.5 2WD AUTOMATIC	2011	1.050	577,000,000	605,850,000
3965	103284 00102	MINIBUS	NISSAN	ELGRAND 2.5 2WD AUTOMATIC	2010	1.050	550,000,000	577,500,000
3966	103284 00102	MINIBUS	NISSAN	ELGRAND 2.5 2WD AUTOMATIC	2009	1.050	534,000,000	560,700,000
3967	103284 00102	MINIBUS	NISSAN	ELGRAND 2.5 2WD AUTOMATIC	2008	1.050	418,000,000	438,900,000
3968	103284 00102	MINIBUS	NISSAN	ELGRAND 2.5 2WD AUTOMATIC	2007	1.050	361,000,000	379,050,000
3969	103284 00102	MINIBUS	NISSAN	ELGRAND 2.5 2WD AUTOMATIC	2006	1.050	336,000,000	352,800,000
3970	103284 00102	MINIBUS	NISSAN	ELGRAND 2.5 2WD AUTOMATIC	2005	1.050	310,000,000	325,500,000
3971	103284 00100	MINIBUS	NISSAN	ELGRAND 2.5 (4X2) A/T	2017	1.050	753,000,000	790,650,000
3972	103284 00100	MINIBUS	NISSAN	ELGRAND 2.5 (4X2) A/T	2016	1.050	715,000,000	750,750,000
3973	103284 00100	MINIBUS	NISSAN	ELGRAND 2.5 (4X2) A/T	2015	1.050	689,000,000	723,450,000
3974	103284 00099	MINIBUS	NISSAN	ELGRAND 2.5 A/T	2012	1.050	606,000,000	636,300,000
3975	103284 00103	MINIBUS	NISSAN	ELGRAND 2.5 HIGHWAY STAR (4X2) A/T	2018	1.050	787,000,000	826,350,000
3976	103284 00103	MINIBUS	NISSAN	ELGRAND 2.5 HIGHWAY STAR (4X2) A/T	2015	1.050	658,350,000	691,267,500
3977	103284 00103	MINIBUS	NISSAN	ELGRAND 2.5 HIGHWAY STAR (4X2) A/T	2014	1.050	627,000,000	658,350,000
3978	103284 00103	MINIBUS	NISSAN	ELGRAND 2.5 HIGHWAY STAR (4X2) A/T	2013	1.050	608,000,000	638,400,000
3979	103284 00104	MINIBUS	NISSAN	ELGRAND 2.5 VIP (4X2) A/T	2018	1.050	1,018,000,000	1,068,900,000
3980	103284 00104	MINIBUS	NISSAN	ELGRAND 2.5 VIP (4X2) A/T	2017	1.050	998,000,000	1,047,900,000
3981	103284 00104	MINIBUS	NISSAN	ELGRAND 2.5 VIP (4X2) A/T	2016	1.050	979,000,000	1,027,950,000
3982	103284 00105	MINIBUS	NISSAN	ELGRAND 3.0L AT	2004	1.050	312,000,000	327,600,000
3983	103284 00106	MINIBUS	NISSAN	ELGRAND 3.5 (4X2) A/T	2018	1.050	792,000,000	831,600,000
3984	103284 00106	MINIBUS	NISSAN	ELGRAND 3.5 (4X2) A/T	2017	1.050	777,000,000	815,850,000
3985	103284 00106	MINIBUS	NISSAN	ELGRAND 3.5 (4X2) A/T	2016	1.050	762,000,000	800,100,000
3986	103284 00107	MINIBUS	NISSAN	ELGRAND 3.5 A/T	2015	1.050	789,000,000	828,450,000
3987	103284 00108	MINIBUS	NISSAN	ELGRAND 3.5 HIGHWAY STAR (4X2) A/T	2015	1.050	775,000,000	813,750,000
3988	103284 00108	MINIBUS	NISSAN	ELGRAND 3.5 HIGHWAY STAR (4X2) A/T	2014	1.050	738,000,000	774,900,000
3989	103284 00108	MINIBUS	NISSAN	ELGRAND 3.5 HIGHWAY STAR (4X2) A/T	2013	1.050	700,000,000	735,000,000
3990	103284 00108	MINIBUS	NISSAN	ELGRAND 3.5 HIGHWAY STAR (4X2) A/T	2012	1.050	663,000,000	696,150,000
3991	103284 00108	MINIBUS	NISSAN	ELGRAND 3.5 HIGHWAY STAR (4X2) A/T	2011	1.050	649,000,000	681,450,000
3992	103284 00109	MINIBUS	NISSAN	ELGRAND 3.5L AT	2003	1.050	301,000,000	316,050,000
3993	103284 00110	MINIBUS	NISSAN	EVALIA 1.5 (4X2) AT	2018	1.050	165,000,000	173,250,000
3994	103284 00110	MINIBUS	NISSAN	EVALIA 1.5 (4X2) AT	2017	1.050	162,000,000	170,100,000
3995	103284 00110	MINIBUS	NISSAN	EVALIA 1.5 (4X2) AT	2016	1.050	159,000,000	166,950,000
3996	103284 00110	MINIBUS	NISSAN	EVALIA 1.5 (4X2) AT	2015	1.050	156,000,000	163,800,000
3997	103284 00110	MINIBUS	NISSAN	EVALIA 1.5 (4X2) AT	2014	1.050	153,000,000	160,650,000
3998	103284 00110	MINIBUS	NISSAN	EVALIA 1.5 (4X2) AT	2013	1.050	150,000,000	157,500,000
3999	103284 00110	MINIBUS	NISSAN	EVALIA 1.5 (4X2) AT	2012	1.050	147,000,000	154,350,000
4000	103284 00111	MINIBUS	NISSAN	EVALIA 1.5 (4X2) MT	2018	1.050	145,000,000	152,250,000
4001	103284 00111	MINIBUS	NISSAN	EVALIA 1.5 (4X2) MT	2017	1.050	143,000,000	150,150,000
4002	103284 00111	MINIBUS	NISSAN	EVALIA 1.5 (4X2) MT	2016	1.050	141,000,000	148,050,000
4003	103284 00111	MINIBUS	NISSAN	EVALIA 1.5 (4X2) MT	2015	1.050	139,000,000	145,950,000
4004	103284 00111	MINIBUS	NISSAN	EVALIA 1.5 (4X2) MT	2014	1.050	137,000,000	143,850,000
4005	103284 00111	MINIBUS	NISSAN	EVALIA 1.5 (4X2) MT	2013	1.050	135,000,000	141,750,000
4006	103284 00111	MINIBUS	NISSAN	EVALIA 1.5 (4X2) MT	2012	1.050	133,000,000	139,650,000
4007	103284 00120	MINIBUS	NISSAN	GRAND LIVINA 1.5 M/T	2011	1.050	127,000,000	133,350,000
4008	103284 00120	MINIBUS	NISSAN	GRAND LIVINA 1.5 M/T	2010	1.050	124,000,000	130,200,000
4009	103284 00120	MINIBUS	NISSAN	GRAND LIVINA 1.5 M/T	2009	1.050	123,000,000	129,150,000
4010	103284 00121	MINIBUS	NISSAN	GRAND LIVINA 1.5 S	2015	1.050	137,000,000	143,850,000
4011	103284 00121	MINIBUS	NISSAN	GRAND LIVINA 1.5 S	2014	1.050	130,000,000	136,500,000
4012	103284 00121	MINIBUS	NISSAN	GRAND LIVINA 1.5 S	2013	1.050	125,000,000	131,250,000
4013	103284 00121	MINIBUS	NISSAN	GRAND LIVINA 1.5 S	2012	1.050	123,000,000	129,150,000
4014	103284 00121	MINIBUS	NISSAN	GRAND LIVINA 1.5 S	2011	1.050	122,000,000	128,100,000
4015	103284 00112	MINIBUS	NISSAN	GRAND LIVINA 1.5 SV (4X2) A/T	2019	1.050	182,000,000	191,100,000
4016	103284 00112	MINIBUS	NISSAN	GRAND LIVINA 1.5 SV (4X2) A/T	2018	1.050	173,000,000	181,650,000
4017	103284 00112	MINIBUS	NISSAN	GRAND LIVINA 1.5 SV (4X2) A/T	2017	1.050	165,000,000	173,250,000
4018	103284 00112	MINIBUS	NISSAN	GRAND LIVINA 1.5 SV (4X2) A/T	2016	1.050	157,000,000	164,850,000
4019	103284 00112	MINIBUS	NISSAN	GRAND LIVINA 1.5 SV (4X2) A/T	2015	1.050	150,000,000	157,500,000
4020	103284 00112	MINIBUS	NISSAN	GRAND LIVINA 1.5 SV (4X2) A/T	2014	1.050	143,000,000	150,150,000
4021	103284 00112	MINIBUS	NISSAN	GRAND LIVINA 1.5 SV (4X2) A/T	2013	1.050	136,000,000	142,800,000
4022	103284 00117	MINIBUS	NISSAN	GRAND LIVINA 1.5 SV (4X2) M/T	2019	1.050	173,000,000	181,650,000
4023	103284 00117	MINIBUS	NISSAN	GRAND LIVINA 1.5 SV (4X2) M/T	2018	1.050	165,000,000	173,250,000
4024	103284 00117	MINIBUS	NISSAN	GRAND LIVINA 1.5 SV (4X2) M/T	2017	1.050	157,000,000	164,850,000
4025	103284 00117	MINIBUS	NISSAN	GRAND LIVINA 1.5 SV (4X2) M/T	2016	1.050	150,000,000	157,500,000
4026	103284 00117	MINIBUS	NISSAN	GRAND LIVINA 1.5 SV (4X2) M/T	2015	1.050	143,000,000	150,150,000
4027	103284 00117	MINIBUS	NISSAN	GRAND LIVINA 1.5 SV (4X2) M/T	2014	1.050	136,000,000	142,800,000
4028	103284 00117	MINIBUS	NISSAN	GRAND LIVINA 1.5 SV (4X2) M/T	2013	1.050	130,000,000	136,500,000
4029	103284 00122	MINIBUS	NISSAN	GRAND LIVINA 1.5 SV A/T	2015	1.050	156,000,000	163,800,000
4030	103284 00122	MINIBUS	NISSAN	GRAND LIVINA 1.5 SV A/T	2014	1.050	148,000,000	155,400,000
4031	103284 00122	MINIBUS	NISSAN	GRAND LIVINA 1.5 SV A/T	2013	1.050	142,000,000	149,100,000
4032	103284 00122	MINIBUS	NISSAN	GRAND LIVINA 1.5 SV A/T	2012	1.050	138,000,000	144,900,000
4033	103284 00122	MINIBUS	NISSAN	GRAND LIVINA 1.5 SV A/T	2011	1.050	137,000,000	143,850,000
4034	103284 00113	MINIBUS	NISSAN	GRAND LIVINA 1.5 X-GEAR (4X2) A/T	2019	1.050	205,000,000	215,250,000
4035	103284 00113	MINIBUS	NISSAN	GRAND LIVINA 1.5 X-GEAR (4X2) A/T	2018	1.050	195,000,000	204,750,000
4036	103284 00113	MINIBUS	NISSAN	GRAND LIVINA 1.5 X-GEAR (4X2) A/T	2017	1.050	186,000,000	195,300,000
4037	103284 00113	MINIBUS	NISSAN	GRAND LIVINA 1.5 X-GEAR (4X2) A/T	2016	1.050	177,000,000	185,850,000
4038	103284 00113	MINIBUS	NISSAN	GRAND LIVINA 1.5 X-GEAR (4X2) A/T	2015	1.050	169,000,000	177,450,000
4039	103284 00113	MINIBUS	NISSAN	GRAND LIVINA 1.5 X-GEAR (4X2) A/T	2014	1.050	161,000,000	169,050,000
4040	103284 00113	MINIBUS	NISSAN	GRAND LIVINA 1.5 X-GEAR (4X2) A/T	2013	1.050	153,000,000	160,650,000
4041	103284 00114	MINIBUS	NISSAN	GRAND LIVINA 1.5 X-GEAR (4X2) M/T	2019	1.050	193,000,000	202,650,000
4042	103284 00114	MINIBUS	NISSAN	GRAND LIVINA 1.5 X-GEAR (4X2) M/T	2018	1.050	184,000,000	193,200,000
4043	103284 00114	MINIBUS	NISSAN	GRAND LIVINA 1.5 X-GEAR (4X2) M/T	2017	1.050	175,000,000	183,750,000
4044	103284 00114	MINIBUS	NISSAN	GRAND LIVINA 1.5 X-GEAR (4X2) M/T	2016	1.050	167,000,000	175,350,000
4045	103284 00114	MINIBUS	NISSAN	GRAND LIVINA 1.5 X-GEAR (4X2) M/T	2015	1.050	159,000,000	166,950,000
4046	103284 00114	MINIBUS	NISSAN	GRAND LIVINA 1.5 X-GEAR (4X2) M/T	2014	1.050	152,000,000	159,600,000

NO	KODING	JENIS	MERЕК	TIPE	TH BUAT	BOBOT	NJKB	DP PKB
1	2	3	4	5	6	7	8	9
4047	103284 00114	MINIBUS	NISSAN	GRAND LIVINA 1.5 X-GEAR (4X2) M/T	2013	1.050	145,000,000	152,250,000
4048	103284 00118	MINIBUS	NISSAN	GRAND LIVINA 1.5 XV (4X2) A/T	2019	1.050	196,000,000	205,800,000
4049	103284 00118	MINIBUS	NISSAN	GRAND LIVINA 1.5 XV (4X2) A/T	2018	1.050	187,000,000	196,350,000
4050	103284 00118	MINIBUS	NISSAN	GRAND LIVINA 1.5 XV (4X2) A/T	2017	1.050	178,000,000	186,900,000
4051	103284 00118	MINIBUS	NISSAN	GRAND LIVINA 1.5 XV (4X2) A/T	2016	1.050	170,000,000	178,500,000
4052	103284 00118	MINIBUS	NISSAN	GRAND LIVINA 1.5 XV (4X2) A/T	2015	1.050	162,000,000	170,100,000
4053	103284 00118	MINIBUS	NISSAN	GRAND LIVINA 1.5 XV (4X2) A/T	2014	1.050	154,000,000	161,700,000
4054	103284 00118	MINIBUS	NISSAN	GRAND LIVINA 1.5 XV (4X2) A/T	2013	1.050	147,000,000	154,350,000
4055	103284 00115	MINIBUS	NISSAN	GRAND LIVINA 1.5 XV (4X2) M/T	2019	1.050	187,000,000	196,350,000
4056	103284 00115	MINIBUS	NISSAN	GRAND LIVINA 1.5 XV (4X2) M/T	2018	1.050	178,000,000	186,900,000
4057	103284 00115	MINIBUS	NISSAN	GRAND LIVINA 1.5 XV (4X2) M/T	2017	1.050	170,000,000	178,500,000
4058	103284 00115	MINIBUS	NISSAN	GRAND LIVINA 1.5 XV (4X2) M/T	2016	1.050	162,000,000	170,100,000
4059	103284 00115	MINIBUS	NISSAN	GRAND LIVINA 1.5 XV (4X2) M/T	2015	1.050	154,000,000	161,700,000
4060	103284 00115	MINIBUS	NISSAN	GRAND LIVINA 1.5 XV (4X2) M/T	2014	1.050	147,000,000	154,350,000
4061	103284 00115	MINIBUS	NISSAN	GRAND LIVINA 1.5 XV (4X2) M/T	2013	1.050	140,000,000	147,000,000
4062	103284 00123	MINIBUS	NISSAN	GRAND LIVINA 1.8 ULTIMATE A/T	2015	1.050	217,000,000	227,850,000
4063	103284 00123	MINIBUS	NISSAN	GRAND LIVINA 1.8 ULTIMATE A/T	2014	1.050	206,000,000	216,300,000
4064	103284 00123	MINIBUS	NISSAN	GRAND LIVINA 1.8 ULTIMATE A/T	2013	1.050	196,000,000	205,800,000
4065	103284 00123	MINIBUS	NISSAN	GRAND LIVINA 1.8 ULTIMATE A/T	2012	1.050	195,000,000	204,750,000
4066	103284 00123	MINIBUS	NISSAN	GRAND LIVINA 1.8 ULTIMATE A/T	2011	1.050	187,000,000	196,350,000
4067	103284 00123	MINIBUS	NISSAN	GRAND LIVINA 1.8 ULTIMATE A/T	2010	1.050	186,000,000	195,300,000
4068	103284 00123	MINIBUS	NISSAN	GRAND LIVINA 1.8 ULTIMATE A/T	2009	1.050	174,000,000	182,700,000
4069	103284 00123	MINIBUS	NISSAN	GRAND LIVINA 1.8 ULTIMATE A/T	2008	1.050	154,000,000	161,700,000
4070	103284 00123	MINIBUS	NISSAN	GRAND LIVINA 1.8 ULTIMATE A/T	2007	1.050	145,000,000	152,250,000
4071	103284 00124	MINIBUS	NISSAN	GRAND LIVINA 1.8 ULTIMATE M/T	2015	1.050	210,000,000	220,500,000
4072	103284 00124	MINIBUS	NISSAN	GRAND LIVINA 1.8 ULTIMATE M/T	2014	1.050	200,000,000	210,000,000
4073	103284 00124	MINIBUS	NISSAN	GRAND LIVINA 1.8 ULTIMATE M/T	2013	1.050	189,000,000	198,450,000
4074	103284 00124	MINIBUS	NISSAN	GRAND LIVINA 1.8 ULTIMATE M/T	2012	1.050	188,000,000	197,400,000
4075	103284 00124	MINIBUS	NISSAN	GRAND LIVINA 1.8 ULTIMATE M/T	2011	1.050	181,000,000	190,050,000
4076	103284 00124	MINIBUS	NISSAN	GRAND LIVINA 1.8 ULTIMATE M/T	2010	1.050	179,000,000	187,950,000
4077	103284 00124	MINIBUS	NISSAN	GRAND LIVINA 1.8 ULTIMATE M/T	2009	1.050	168,000,000	176,400,000
4078	103284 00124	MINIBUS	NISSAN	GRAND LIVINA 1.8 ULTIMATE M/T	2008	1.050	147,000,000	154,350,000
4079	103284 00124	MINIBUS	NISSAN	GRAND LIVINA 1.8 ULTIMATE M/T	2007	1.050	137,000,000	143,850,000
4080	103284 00119	MINIBUS	NISSAN	GRAND LIVINA 1.8 X-GEAR (4X2) A/T	2016	1.050	219,000,000	229,950,000
4081	103284 00119	MINIBUS	NISSAN	GRAND LIVINA 1.8 X-GEAR (4X2) A/T	2015	1.050	215,000,000	225,750,000
4082	103284 00119	MINIBUS	NISSAN	GRAND LIVINA 1.8 X-GEAR (4X2) A/T	2014	1.050	210,000,000	220,500,000
4083	103284 00119	MINIBUS	NISSAN	GRAND LIVINA 1.8 X-GEAR (4X2) A/T	2013	1.050	204,000,000	214,200,000
4084	103284 00116	MINIBUS	NISSAN	GRAND LIVINA 1.8 X-GEAR (4X2) M/T	2016	1.050	210,000,000	220,500,000
4085	103284 00116	MINIBUS	NISSAN	GRAND LIVINA 1.8 X-GEAR (4X2) M/T	2015	1.050	206,000,000	216,300,000
4086	103284 00116	MINIBUS	NISSAN	GRAND LIVINA 1.8 X-GEAR (4X2) M/T	2014	1.050	202,000,000	212,100,000
4087	103284 00116	MINIBUS	NISSAN	GRAND LIVINA 1.8 X-GEAR (4X2) M/T	2013	1.050	197,000,000	206,850,000
4088	103284 00125	MINIBUS	NISSAN	GRAND LIVINA 1.8 XV A/T	2015	1.050	221,000,000	232,050,000
4089	103284 00125	MINIBUS	NISSAN	GRAND LIVINA 1.8 XV A/T	2014	1.050	210,000,000	220,500,000
4090	103284 00125	MINIBUS	NISSAN	GRAND LIVINA 1.8 XV A/T	2013	1.050	189,000,000	198,450,000
4091	103284 00125	MINIBUS	NISSAN	GRAND LIVINA 1.8 XV A/T	2012	1.050	181,000,000	190,050,000
4092	103284 00125	MINIBUS	NISSAN	GRAND LIVINA 1.8 XV A/T	2011	1.050	168,000,000	176,400,000
4093	103284 00125	MINIBUS	NISSAN	GRAND LIVINA 1.8 XV A/T	2010	1.050	166,000,000	174,300,000
4094	103284 00125	MINIBUS	NISSAN	GRAND LIVINA 1.8 XV A/T	2009	1.050	153,000,000	160,650,000
4095	103284 00125	MINIBUS	NISSAN	GRAND LIVINA 1.8 XV A/T	2008	1.050	135,000,000	141,750,000
4096	103284 00125	MINIBUS	NISSAN	GRAND LIVINA 1.8 XV A/T	2007	1.050	127,000,000	133,350,000
4097	103284 00126	MINIBUS	NISSAN	GRAND LIVINA 1.8 XV M/T	2015	1.050	211,000,000	221,550,000
4098	103284 00126	MINIBUS	NISSAN	GRAND LIVINA 1.8 XV M/T	2014	1.050	201,000,000	211,050,000
4099	103284 00126	MINIBUS	NISSAN	GRAND LIVINA 1.8 XV M/T	2013	1.050	183,000,000	192,150,000
4100	103284 00126	MINIBUS	NISSAN	GRAND LIVINA 1.8 XV M/T	2012	1.050	176,000,000	184,800,000
4101	103284 00126	MINIBUS	NISSAN	GRAND LIVINA 1.8 XV M/T	2011	1.050	162,000,000	170,100,000
4102	103284 00126	MINIBUS	NISSAN	GRAND LIVINA 1.8 XV M/T	2010	1.050	161,000,000	169,050,000
4103	103284 00126	MINIBUS	NISSAN	GRAND LIVINA 1.8 XV M/T	2009	1.050	146,000,000	153,300,000
4104	103284 00126	MINIBUS	NISSAN	GRAND LIVINA 1.8 XV M/T	2008	1.050	128,000,000	134,400,000
4105	103284 00126	MINIBUS	NISSAN	GRAND LIVINA 1.8 XV M/T	2007	1.050	121,000,000	127,050,000
4106	103284 00127	MINIBUS	NISSAN	GRAND LIVINA SV	2015	1.050	149,000,000	156,450,000
4107	103284 00127	MINIBUS	NISSAN	GRAND LIVINA SV	2014	1.050	142,000,000	149,100,000
4108	103284 00127	MINIBUS	NISSAN	GRAND LIVINA SV	2013	1.050	134,000,000	140,700,000
4109	103284 00127	MINIBUS	NISSAN	GRAND LIVINA SV	2012	1.050	130,000,000	136,500,000
4110	103284 00127	MINIBUS	NISSAN	GRAND LIVINA SV	2011	1.050	127,000,000	133,350,000
4111	103284 00127	MINIBUS	NISSAN	GRAND LIVINA SV	2010	1.050	124,000,000	130,200,000
4112	103284 00127	MINIBUS	NISSAN	GRAND LIVINA SV	2009	1.050	122,000,000	128,100,000
4113	103284 00127	MINIBUS	NISSAN	GRAND LIVINA SV	2008	1.050	107,000,000	112,350,000
4114	103284 00127	MINIBUS	NISSAN	GRAND LIVINA SV	2007	1.050	100,000,000	105,000,000
4115	103284 00128	MINIBUS	NISSAN	GRAND LIVINA XV A/T	2015	1.050	173,000,000	181,650,000
4116	103284 00128	MINIBUS	NISSAN	GRAND LIVINA XV A/T	2014	1.050	166,000,000	174,300,000
4117	103284 00128	MINIBUS	NISSAN	GRAND LIVINA XV A/T	2013	1.050	159,000,000	166,950,000
4118	103284 00128	MINIBUS	NISSAN	GRAND LIVINA XV A/T	2012	1.050	150,000,000	157,500,000
4119	103284 00128	MINIBUS	NISSAN	GRAND LIVINA XV A/T	2011	1.050	145,000,000	152,250,000
4120	103284 00128	MINIBUS	NISSAN	GRAND LIVINA XV A/T	2010	1.050	144,000,000	151,200,000
4121	103284 00128	MINIBUS	NISSAN	GRAND LIVINA XV A/T	2009	1.050	135,000,000	141,750,000
4122	103284 00128	MINIBUS	NISSAN	GRAND LIVINA XV A/T	2008	1.050	119,000,000	124,950,000
4123	103284 00128	MINIBUS	NISSAN	GRAND LIVINA XV A/T	2007	1.050	112,000,000	117,600,000
4124	103284 00129	MINIBUS	NISSAN	GRAND LIVINA XV M/T	2015	1.050	168,000,000	176,400,000
4125	103284 00129	MINIBUS	NISSAN	GRAND LIVINA XV M/T	2014	1.050	160,000,000	168,000,000
4126	103284 00129	MINIBUS	NISSAN	GRAND LIVINA XV M/T	2013	1.050	151,000,000	158,550,000
4127	103284 00129	MINIBUS	NISSAN	GRAND LIVINA XV M/T	2012	1.050	142,000,000	149,100,000
4128	103284 00129	MINIBUS	NISSAN	GRAND LIVINA XV M/T	2011	1.050	139,000,000	145,950,000
4129	103284 00129	MINIBUS	NISSAN	GRAND LIVINA XV M/T	2010	1.050	138,000,000	144,900,000
4130	103284 00129	MINIBUS	NISSAN	GRAND LIVINA XV M/T	2009	1.050	127,000,000	133,350,000
4131	103284 00129	MINIBUS	NISSAN	GRAND LIVINA XV M/T	2008	1.050	112,000,000	117,600,000
4132	103284 00129	MINIBUS	NISSAN	GRAND LIVINA XV M/T	2007	1.050	104,000,000	109,200,000
4133	103284 00131	MINIBUS	NISSAN	JUKE 1.5 (4X2) A/T	2018	1.050	234,000,000	245,700,000
4134	103284 00131	MINIBUS	NISSAN	JUKE 1.5 (4X2) A/T	2017	1.050	222,000,000	233,100,000
4135	103284 00131	MINIBUS	NISSAN	JUKE 1.5 (4X2) A/T	2016	1.050	211,000,000	221,550,000
4136	103284 00131	MINIBUS	NISSAN	JUKE 1.5 (4X2) A/T	2015	1.050	205,000,000	215,250,000

NO	KODING	JENIS	MERЕК	TIPE	TH BUAT	BOBOT	NJKB	DP PKB
1	2	3	4	5	6	7	8	9
4137	103284 00131	MINIBUS	NISSAN	JUKE 1.5 (4X2) A/T	2014	1.050	201,000,000	211,050,000
4138	103284 00131	MINIBUS	NISSAN	JUKE 1.5 (4X2) A/T	2013	1.050	191,000,000	200,550,000
4139	103284 00131	MINIBUS	NISSAN	JUKE 1.5 (4X2) A/T	2012	1.050	187,000,000	196,350,000
4140	103284 00131	MINIBUS	NISSAN	JUKE 1.5 (4X2) A/T	2011	1.050	184,000,000	193,200,000
4141	103284 00132	MINIBUS	NISSAN	JUKE 1.5 (4X2) A/T RX-RED INTERIOR (FBG)	2015	1.050	210,000,000	220,500,000
4142	103284 00133	MINIBUS	NISSAN	LAFESTA 2.0L 2WD AT	2005	1.050	184,000,000	193,200,000
4143	103284 00134	MINIBUS	NISSAN	LARGO 2388cc	1997	1.050	123,000,000	129,150,000
4144	103284 00135	MINIBUS	NISSAN	LATIO 1.8 AT	2011	1.050	184,000,000	193,200,000
4145	103284 00135	MINIBUS	NISSAN	LATIO 1.8 AT	2010	1.050	180,000,000	189,000,000
4146	103284 00135	MINIBUS	NISSAN	LATIO 1.8 AT	2009	1.050	175,000,000	183,750,000
4147	103284 00135	MINIBUS	NISSAN	LATIO 1.8 AT	2008	1.050	157,000,000	164,850,000
4148	103284 00135	MINIBUS	NISSAN	LATIO 1.8 AT	2007	1.050	152,000,000	159,600,000
4149	103284 00135	MINIBUS	NISSAN	LATIO 1.8 AT	2006	1.050	144,000,000	151,200,000
4150	103284 00137	MINIBUS	NISSAN	LIVINA 1.5 (4X2) A/T	2012	1.050	137,000,000	143,850,000
4151	103284 00137	MINIBUS	NISSAN	LIVINA 1.5 (4X2) A/T	2011	1.050	134,000,000	140,700,000
4152	103284 00137	MINIBUS	NISSAN	LIVINA 1.5 (4X2) A/T	2010	1.050	132,000,000	138,600,000
4153	103284 00137	MINIBUS	NISSAN	LIVINA 1.5 (4X2) A/T	2009	1.050	128,000,000	134,400,000
4154	103284 00137	MINIBUS	NISSAN	LIVINA 1.5 (4X2) A/T	2008	1.050	103,000,000	108,150,000
4155	103284 00137	MINIBUS	NISSAN	LIVINA 1.5 (4X2) A/T	2007	1.050	102,000,000	107,100,000
4156	103284 00138	MINIBUS	NISSAN	LIVINA 1.5 (4X2) M/T	2012	1.050	132,000,000	138,600,000
4157	103284 00138	MINIBUS	NISSAN	LIVINA 1.5 (4X2) M/T	2011	1.050	131,000,000	137,550,000
4158	103284 00138	MINIBUS	NISSAN	LIVINA 1.5 (4X2) M/T	2010	1.050	127,000,000	133,350,000
4159	103284 00138	MINIBUS	NISSAN	LIVINA 1.5 (4X2) M/T	2009	1.050	120,000,000	129,150,000
4160	103284 00138	MINIBUS	NISSAN	LIVINA 1.5 (4X2) M/T	2008	1.050	98,000,000	102,900,000
4161	103284 00138	MINIBUS	NISSAN	LIVINA 1.5 (4X2) M/T	2007	1.050	97,000,000	101,850,000
4162	103284 00750	MINIBUS	NISSAN	LIVINA E 1.5 (4X2) M/T	2019	1.050	154,000,000	161,700,000
4163	103284 00751	MINIBUS	NISSAN	LIVINA EL 1.5 (4X2) A/T	2019	1.050	180,000,000	189,000,000
4164	103284 00136	MINIBUS	NISSAN	LIVINA EL 1.5 (4X2)M/T	2019	1.050	172,000,000	180,600,000
4165	103284 00141	MINIBUS	NISSAN	LIVINA VE 1.5 (4X2) A/T	2019	1.050	195,000,000	204,750,000
4166	103284 00130	MINIBUS	NISSAN	LIVINA VL 1.5 (4X2) A/T	2019	1.050	206,000,000	216,300,000
4167	103284 00139	MINIBUS	NISSAN	LIVINA X-GEAR 1.5 (4X2) A/T	2016	1.050	166,000,000	174,300,000
4168	103284 00139	MINIBUS	NISSAN	LIVINA X-GEAR 1.5 (4X2) A/T	2015	1.050	163,000,000	171,150,000
4169	103284 00139	MINIBUS	NISSAN	LIVINA X-GEAR 1.5 (4X2) A/T	2014	1.050	160,000,000	168,000,000
4170	103284 00139	MINIBUS	NISSAN	LIVINA X-GEAR 1.5 (4X2) A/T	2013	1.050	157,000,000	164,850,000
4171	103284 00139	MINIBUS	NISSAN	LIVINA X-GEAR 1.5 (4X2) A/T	2012	1.050	154,000,000	161,700,000
4172	103284 00139	MINIBUS	NISSAN	LIVINA X-GEAR 1.5 (4X2) A/T	2011	1.050	151,000,000	158,550,000
4173	103284 00139	MINIBUS	NISSAN	LIVINA X-GEAR 1.5 (4X2) A/T	2010	1.050	150,000,000	157,500,000
4174	103284 00139	MINIBUS	NISSAN	LIVINA X-GEAR 1.5 (4X2) A/T	2009	1.050	142,000,000	149,100,000
4175	103284 00139	MINIBUS	NISSAN	LIVINA X-GEAR 1.5 (4X2) A/T	2008	1.050	120,000,000	126,000,000
4176	103284 00140	MINIBUS	NISSAN	LIVINA X-GEAR 1.5 (4X2) M/T	2016	1.050	158,000,000	165,900,000
4177	103284 00140	MINIBUS	NISSAN	LIVINA X-GEAR 1.5 (4X2) M/T	2015	1.050	155,000,000	162,750,000
4178	103284 00140	MINIBUS	NISSAN	LIVINA X-GEAR 1.5 (4X2) M/T	2014	1.050	152,000,000	159,600,000
4179	103284 00140	MINIBUS	NISSAN	LIVINA X-GEAR 1.5 (4X2) M/T	2013	1.050	149,000,000	156,450,000
4180	103284 00140	MINIBUS	NISSAN	LIVINA X-GEAR 1.5 (4X2) M/T	2012	1.050	146,000,000	153,300,000
4181	103284 00140	MINIBUS	NISSAN	LIVINA X-GEAR 1.5 (4X2) M/T	2011	1.050	143,000,000	150,150,000
4182	103284 00140	MINIBUS	NISSAN	LIVINA X-GEAR 1.5 (4X2) M/T	2010	1.050	140,000,000	147,000,000
4183	103284 00140	MINIBUS	NISSAN	LIVINA X-GEAR 1.5 (4X2) M/T	2009	1.050	136,000,000	142,800,000
4184	103284 00140	MINIBUS	NISSAN	LIVINA X-GEAR 1.5 (4X2) M/T	2008	1.050	114,000,000	119,700,000
4185	103284 00142	MINIBUS	NISSAN	MARCH 1.2 (4X2) A/T	2018	1.050	152,000,000	159,600,000
4186	103284 00142	MINIBUS	NISSAN	MARCH 1.2 (4X2) A/T	2017	1.050	141,000,000	148,050,000
4187	103284 00142	MINIBUS	NISSAN	MARCH 1.2 (4X2) A/T	2016	1.050	137,000,000	143,850,000
4188	103284 00142	MINIBUS	NISSAN	MARCH 1.2 (4X2) A/T	2015	1.050	134,000,000	140,700,000
4189	103284 00142	MINIBUS	NISSAN	MARCH 1.2 (4X2) A/T	2014	1.050	131,000,000	137,550,000
4190	103284 00142	MINIBUS	NISSAN	MARCH 1.2 (4X2) A/T	2013	1.050	124,000,000	130,200,000
4191	103284 00142	MINIBUS	NISSAN	MARCH 1.2 (4X2) A/T	2012	1.050	119,000,000	124,950,000
4192	103284 00142	MINIBUS	NISSAN	MARCH 1.2 (4X2) A/T	2011	1.050	117,000,000	122,850,000
4193	103284 00142	MINIBUS	NISSAN	MARCH 1.2 (4X2) A/T	2010	1.050	114,000,000	119,700,000
4194	103284 00143	MINIBUS	NISSAN	MARCH 1.2 (4X2) A/T HI	2018	1.050	160,000,000	168,000,000
4195	103284 00143	MINIBUS	NISSAN	MARCH 1.2 (4X2) A/T HI	2017	1.050	149,000,000	156,450,000
4196	103284 00143	MINIBUS	NISSAN	MARCH 1.2 (4X2) A/T HI	2016	1.050	144,000,000	151,200,000
4197	103284 00143	MINIBUS	NISSAN	MARCH 1.2 (4X2) A/T HI	2015	1.050	138,000,000	144,900,000
4198	103284 00143	MINIBUS	NISSAN	MARCH 1.2 (4X2) A/T HI	2014	1.050	134,000,000	140,700,000
4199	103284 00143	MINIBUS	NISSAN	MARCH 1.2 (4X2) A/T HI	2013	1.050	130,000,000	136,500,000
4200	103284 00144	MINIBUS	NISSAN	MARCH 1.2 (4X2) M/T	2018	1.050	143,000,000	150,150,000
4201	103284 00144	MINIBUS	NISSAN	MARCH 1.2 (4X2) M/T	2017	1.050	133,000,000	139,650,000
4202	103284 00144	MINIBUS	NISSAN	MARCH 1.2 (4X2) M/T	2016	1.050	126,000,000	132,300,000
4203	103284 00144	MINIBUS	NISSAN	MARCH 1.2 (4X2) M/T	2015	1.050	123,000,000	129,150,000
4204	103284 00144	MINIBUS	NISSAN	MARCH 1.2 (4X2) M/T	2014	1.050	117,000,000	122,850,000
4205	103284 00144	MINIBUS	NISSAN	MARCH 1.2 (4X2) M/T	2013	1.050	111,000,000	116,550,000
4206	103284 00144	MINIBUS	NISSAN	MARCH 1.2 (4X2) M/T	2012	1.050	109,000,000	114,450,000
4207	103284 00144	MINIBUS	NISSAN	MARCH 1.2 (4X2) M/T	2011	1.050	107,000,000	112,350,000
4208	103284 00144	MINIBUS	NISSAN	MARCH 1.2 (4X2) M/T	2010	1.050	102,000,000	107,100,000
4209	103284 00145	MINIBUS	NISSAN	MARCH 1.2 A/T HI	2015	1.050	132,000,000	138,600,000
4210	103284 00148	MINIBUS	NISSAN	MARCH 1300cc	2005	1.050	103,000,000	108,150,000
4211	103284 00148	MINIBUS	NISSAN	MARCH 1300cc	2004	1.050	94,000,000	98,700,000
4212	103284 00148	MINIBUS	NISSAN	MARCH 1300cc	2003	1.050	85,000,000	89,250,000
4213	103284 00146	MINIBUS	NISSAN	MARCH 1.5 (4X2) A/T	2018	1.050	174,000,000	182,700,000
4214	103284 00146	MINIBUS	NISSAN	MARCH 1.5 (4X2) A/T	2017	1.050	163,000,000	171,150,000
4215	103284 00146	MINIBUS	NISSAN	MARCH 1.5 (4X2) A/T	2016	1.050	160,000,000	168,000,000
4216	103284 00146	MINIBUS	NISSAN	MARCH 1.5 (4X2) A/T	2015	1.050	157,000,000	164,850,000
4217	103284 00146	MINIBUS	NISSAN	MARCH 1.5 (4X2) A/T	2014	1.050	155,000,000	162,750,000
4218	103284 00146	MINIBUS	NISSAN	MARCH 1.5 (4X2) A/T	2013	1.050	147,000,000	154,350,000
4219	103284 00147	MINIBUS	NISSAN	MARCH 1.5 (4X2) M/T	2018	1.050	166,000,000	174,300,000
4220	103284 00147	MINIBUS	NISSAN	MARCH 1.5 (4X2) M/T	2017	1.050	155,000,000	162,750,000
4221	103284 00147	MINIBUS	NISSAN	MARCH 1.5 (4X2) M/T	2016	1.050	152,000,000	159,600,000
4222	103284 00147	MINIBUS	NISSAN	MARCH 1.5 (4X2) M/T	2015	1.050	149,000,000	156,450,000
4223	103284 00147	MINIBUS	NISSAN	MARCH 1.5 (4X2) M/T	2014	1.050	147,000,000	154,350,000
4224	103284 00147	MINIBUS	NISSAN	MARCH 1.5 (4X2) M/T	2013	1.050	140,000,000	147,000,000
4225	103284 00149	MINIBUS	NISSAN	MURANO 2.5L	2010	1.050	596,000,000	625,800,000
4226	103284 00149	MINIBUS	NISSAN	MURANO 2.5L	2009	1.050	411,000,000	431,550,000

NO	KODING	JENIS	MEREK	TIPE	TH BUAT	BOBOT	NJKB	DP PKB
1	2	3	4	5	6	7	8	9
4227	103284 00149	MINIBUS	NISSAN	MURANO 2.5L	2008	1.050	363,000,000	381,150,000
4228	103284 00149	MINIBUS	NISSAN	MURANO 2.5L	2007	1.050	350,000,000	367,500,000
4229	103284 00149	MINIBUS	NISSAN	MURANO 2.5L	2006	1.050	315,000,000	330,750,000
4230	103284 00149	MINIBUS	NISSAN	MURANO 2.5L	2005	1.050	298,000,000	312,900,000
4231	103284 00150	MINIBUS	NISSAN	MURANO 3.5 (4X4) A/T	2015	1.050	639,000,000	670,950,000
4232	103284 00150	MINIBUS	NISSAN	MURANO 3.5 (4X4) A/T	2014	1.050	609,000,000	639,450,000
4233	103284 00150	MINIBUS	NISSAN	MURANO 3.5 (4X4) A/T	2013	1.050	578,000,000	606,900,000
4234	103284 00150	MINIBUS	NISSAN	MURANO 3.5 (4X4) A/T	2012	1.050	577,000,000	605,850,000
4235	103284 00150	MINIBUS	NISSAN	MURANO 3.5 (4X4) A/T	2011	1.050	565,000,000	593,250,000
4236	103284 00151	MINIBUS	NISSAN	SERENA 2.0 (4X2) A/T	2019	1.050	292,000,000	306,600,000
4237	103284 00151	MINIBUS	NISSAN	SERENA 2.0 (4X2) A/T	2018	1.050	278,000,000	291,900,000
4238	103284 00151	MINIBUS	NISSAN	SERENA 2.0 (4X2) A/T	2017	1.050	265,000,000	278,250,000
4239	103284 00151	MINIBUS	NISSAN	SERENA 2.0 (4X2) A/T	2016	1.050	252,000,000	264,600,000
4240	103284 00151	MINIBUS	NISSAN	SERENA 2.0 (4X2) A/T	2015	1.050	240,000,000	252,000,000
4241	103284 00151	MINIBUS	NISSAN	SERENA 2.0 (4X2) A/T	2014	1.050	228,000,000	239,400,000
4242	103284 00151	MINIBUS	NISSAN	SERENA 2.0 (4X2) A/T	2013	1.050	217,000,000	227,850,000
4243	103284 00152	MINIBUS	NISSAN	SERENA 2.0 HIGHWAY STAR (4X2) A/T	2019	1.050	330,000,000	346,500,000
4244	103284 00152	MINIBUS	NISSAN	SERENA 2.0 HIGHWAY STAR (4X2) A/T	2018	1.050	314,000,000	329,700,000
4245	103284 00152	MINIBUS	NISSAN	SERENA 2.0 HIGHWAY STAR (4X2) A/T	2017	1.050	299,000,000	313,950,000
4246	103284 00152	MINIBUS	NISSAN	SERENA 2.0 HIGHWAY STAR (4X2) A/T	2016	1.050	285,000,000	299,250,000
4247	103284 00152	MINIBUS	NISSAN	SERENA 2.0 HIGHWAY STAR (4X2) A/T	2015	1.050	271,000,000	284,550,000
4248	103284 00152	MINIBUS	NISSAN	SERENA 2.0 HIGHWAY STAR (4X2) A/T	2014	1.050	258,000,000	270,900,000
4249	103284 00152	MINIBUS	NISSAN	SERENA 2.0 HIGHWAY STAR (4X2) A/T	2013	1.050	246,000,000	258,300,000
4250	103284 00154	MINIBUS	NISSAN	SERENA 2.0L 2WD AT	2010	1.050	445,000,000	467,250,000
4251	103284 00154	MINIBUS	NISSAN	SERENA 2.0L 2WD AT	2009	1.050	423,000,000	444,150,000
4252	103284 00154	MINIBUS	NISSAN	SERENA 2.0L 2WD AT	2008	1.050	355,000,000	372,750,000
4253	103284 00153	MINIBUS	NISSAN	SERENA 2.0 L A/T	2010	1.050	445,000,000	467,250,000
4254	103284 00153	MINIBUS	NISSAN	SERENA 2.0 L A/T	2009	1.050	423,000,000	444,150,000
4255	103284 00153	MINIBUS	NISSAN	SERENA 2.0 L A/T	2008	1.050	355,000,000	372,750,000
4256	103284 00155	MINIBUS	NISSAN	SERENA AT	2012	1.050	221,000,000	232,050,000
4257	103284 00155	MINIBUS	NISSAN	SERENA AT	2011	1.050	215,000,000	225,750,000
4258	103284 00155	MINIBUS	NISSAN	SERENA AT	2010	1.050	214,000,000	224,700,000
4259	103284 00155	MINIBUS	NISSAN	SERENA AT	2009	1.050	204,000,000	214,200,000
4260	103284 00155	MINIBUS	NISSAN	SERENA AT	2008	1.050	186,000,000	195,300,000
4261	103284 00155	MINIBUS	NISSAN	SERENA AT	2007	1.050	183,000,000	192,150,000
4262	103284 00155	MINIBUS	NISSAN	SERENA AT	2006	1.050	178,000,000	186,900,000
4263	103284 00155	MINIBUS	NISSAN	SERENA AT	2005	1.050	174,000,000	182,700,000
4264	103284 00155	MINIBUS	NISSAN	SERENA AT	2004	1.050	164,000,000	172,200,000
4265	103284 00157	MINIBUS	NISSAN	SERENA C23/1.6	2004	1.050	132,000,000	138,600,000
4266	103284 00157	MINIBUS	NISSAN	SERENA C23/1.6	2003	1.050	125,000,000	131,250,000
4267	103284 00157	MINIBUS	NISSAN	SERENA C23/1.6	2002	1.050	120,000,000	126,000,000
4268	103284 00157	MINIBUS	NISSAN	SERENA C23/1.6	2001	1.050	113,000,000	118,650,000
4269	103284 00157	MINIBUS	NISSAN	SERENA C23/1.6	2000	1.050	110,000,000	115,500,000
4270	103284 00157	MINIBUS	NISSAN	SERENA C23/1.6	1999	1.050	94,000,000	98,700,000
4271	103284 00157	MINIBUS	NISSAN	SERENA C23/1.6	1998	1.050	85,000,000	89,250,000
4272	103284 00157	MINIBUS	NISSAN	SERENA C23/1.6	1997	1.050	77,000,000	80,850,000
4273	103284 00157	MINIBUS	NISSAN	SERENA C23/1.6	1996	1.050	70,000,000	73,500,000
4274	103284 00156	MINIBUS	NISSAN	SERENA C 23 2.0L	1997	1.050	83,000,000	87,150,000
4275	103284 00156	MINIBUS	NISSAN	SERENA C 23 2.0L	1996	1.050	79,000,000	82,950,000
4276	103284 00158	MINIBUS	NISSAN	SERENA COMFORT TOURING	2007	1.050	204,000,000	214,200,000
4277	103284 00158	MINIBUS	NISSAN	SERENA COMFORT TOURING	2006	1.050	196,000,000	205,800,000
4278	103284 00158	MINIBUS	NISSAN	SERENA COMFORT TOURING	2005	1.050	175,000,000	183,750,000
4279	103284 00159	MINIBUS	NISSAN	SERENA HIGHWAY STAR AT	2012	1.050	261,000,000	274,050,000
4280	103284 00159	MINIBUS	NISSAN	SERENA HIGHWAY STAR AT	2011	1.050	248,000,000	260,400,000
4281	103284 00159	MINIBUS	NISSAN	SERENA HIGHWAY STAR AT	2010	1.050	246,000,000	258,300,000
4282	103284 00159	MINIBUS	NISSAN	SERENA HIGHWAY STAR AT	2009	1.050	242,000,000	254,100,000
4283	103284 00159	MINIBUS	NISSAN	SERENA HIGHWAY STAR AT	2008	1.050	217,000,000	227,850,000
4284	103284 00159	MINIBUS	NISSAN	SERENA HIGHWAY STAR AT	2007	1.050	213,000,000	223,650,000
4285	103284 00159	MINIBUS	NISSAN	SERENA HIGHWAY STAR AT	2006	1.050	206,000,000	216,300,000
4286	103284 00159	MINIBUS	NISSAN	SERENA HIGHWAY STAR AT	2005	1.050	200,000,000	210,000,000
4287	103284 00159	MINIBUS	NISSAN	SERENA HIGHWAY STAR AT	2004	1.050	176,000,000	184,800,000
4288	103284 00160	MINIBUS	NISSAN	SERENA HIGHWAY STAR AT (TWO TONE)	2007	1.050	237,000,000	248,850,000
4289	103284 00160	MINIBUS	NISSAN	SERENA HIGHWAY STAR AT (TWO TONE)	2006	1.050	225,000,000	236,250,000
4290	103284 00160	MINIBUS	NISSAN	SERENA HIGHWAY STAR AT (TWO TONE)	2005	1.050	201,000,000	211,050,000
4291	103284 00161	MINIBUS	NISSAN	TERANO GRANDROAD XTR	2003	1.050	140,000,000	147,000,000
4292	103284 00161	MINIBUS	NISSAN	TERANO GRANDROAD XTR	2002	1.050	132,000,000	138,600,000
4293	103284 00161	MINIBUS	NISSAN	TERANO GRANDROAD XTR	2001	1.050	127,000,000	133,350,000
4294	103284 00162	MINIBUS	NISSAN	TERANO SPIRIT	2003	1.050	112,000,000	117,600,000
4295	103284 00162	MINIBUS	NISSAN	TERANO SPIRIT	2002	1.050	106,000,000	111,300,000
4296	103284 00162	MINIBUS	NISSAN	TERANO SPIRIT	2001	1.050	101,000,000	106,050,000
4297	103284 00163	MINIBUS	NISSAN	TERRANO D21 2.4	1996	1.050	60,000,000	63,000,000
4298	103284 00163	MINIBUS	NISSAN	TERRANO D21 2.4	1995	1.050	57,000,000	59,850,000
4299	103284 00164	MINIBUS	NISSAN	TERRANO GRANDROAD 2.4	2003	1.050	145,000,000	152,250,000
4300	103284 00164	MINIBUS	NISSAN	TERRANO GRANDROAD 2.4	2002	1.050	138,000,000	144,900,000
4301	103284 00164	MINIBUS	NISSAN	TERRANO GRANDROAD 2.4	2001	1.050	131,000,000	137,550,000
4302	103284 00164	MINIBUS	NISSAN	TERRANO GRANDROAD 2.4	2000	1.050	125,000,000	131,250,000
4303	103284 00164	MINIBUS	NISSAN	TERRANO GRANDROAD 2.4	1999	1.050	113,000,000	118,650,000
4304	103284 00164	MINIBUS	NISSAN	TERRANO GRANDROAD 2.4	1998	1.050	105,000,000	110,250,000
4305	103284 00164	MINIBUS	NISSAN	TERRANO GRANDROAD 2.4	1997	1.050	98,000,000	102,900,000
4306	103284 00165	MINIBUS	NISSAN	TERRANO GRANDROAD F 1	2003	1.050	131,000,000	137,550,000
4307	103284 00165	MINIBUS	NISSAN	TERRANO GRANDROAD F 1	2002	1.050	129,000,000	135,450,000
4308	103284 00165	MINIBUS	NISSAN	TERRANO GRANDROAD F 1	2001	1.050	124,000,000	130,200,000
4309	103284 00165	MINIBUS	NISSAN	TERRANO GRANDROAD F 1	2000	1.050	115,000,000	120,750,000
4310	103284 00166	MINIBUS	NISSAN	TERRANO GRANDROAD G 1	2007	1.050	173,000,000	181,650,000
4311	103284 00166	MINIBUS	NISSAN	TERRANO GRANDROAD G 1	2006	1.050	167,000,000	175,350,000
4312	103284 00166	MINIBUS	NISSAN	TERRANO GRANDROAD G 1	2005	1.050	163,000,000	171,150,000
4313	103284 00166	MINIBUS	NISSAN	TERRANO GRANDROAD G 1	2004	1.050	149,000,000	156,450,000
4314	103284 00166	MINIBUS	NISSAN	TERRANO GRANDROAD G 1	2003	1.050	142,000,000	149,100,000
4315	103284 00167	MINIBUS	NISSAN	TERRANO GRANDROAD G 2	2007	1.050	183,000,000	192,150,000
4316	103284 00167	MINIBUS	NISSAN	TERRANO GRANDROAD G 2	2006	1.050	175,000,000	183,750,000

NO	KODING	JENIS	MEREK	TIPE	TH BUAT	BOBOT	NJKB	DP PKB
1	2	3	4	5	6	7	8	9
4317	103284 00167	MINIBUS	NISSAN	TERRANO GRANDROAD G 2	2005	1.050	169,000,000	177,450,000
4318	103284 00167	MINIBUS	NISSAN	TERRANO GRANDROAD G 2	2004	1.050	154,000,000	161,700,000
4319	103284 00168	MINIBUS	NISSAN	TERRANO GRANDROAD G 3	2007	1.050	178,000,000	186,900,000
4320	103284 00168	MINIBUS	NISSAN	TERRANO GRANDROAD G 3	2006	1.050	171,000,000	179,550,000
4321	103284 00168	MINIBUS	NISSAN	TERRANO GRANDROAD G 3	2005	1.050	164,000,000	172,200,000
4322	103284 00169	MINIBUS	NISSAN	TERRANO GRANDROAD XT	1997	1.050	102,000,000	107,100,000
4323	103284 00170	MINIBUS	NISSAN	TERRANO GRANDROAD XTR	2000	1.050	123,000,000	129,150,000
4324	103284 00170	MINIBUS	NISSAN	TERRANO GRANDROAD XTR	1999	1.050	117,000,000	122,850,000
4325	103284 00170	MINIBUS	NISSAN	TERRANO GRANDROAD XTR	1998	1.050	109,000,000	114,450,000
4326	103284 00170	MINIBUS	NISSAN	TERRANO GRANDROAD XTR	1997	1.050	105,000,000	110,250,000
4327	103284 00171	MINIBUS	NISSAN	TERRANO KINGSROAD	2000	1.050	139,000,000	145,950,000
4328	103284 00171	MINIBUS	NISSAN	TERRANO KINGSROAD	1999	1.050	132,000,000	138,600,000
4329	103284 00171	MINIBUS	NISSAN	TERRANO KINGSROAD	1998	1.050	126,000,000	132,300,000
4330	103284 00171	MINIBUS	NISSAN	TERRANO KINGSROAD	1997	1.050	117,000,000	122,850,000
4331	103284 00171	MINIBUS	NISSAN	TERRANO KINGSROAD	1996	1.050	113,000,000	118,650,000
4332	103284 00172	MINIBUS	NISSAN	TERRANO KINGSROAD F 1	2003	1.050	158,000,000	165,900,000
4333	103284 00172	MINIBUS	NISSAN	TERRANO KINGSROAD F 1	2002	1.050	150,000,000	157,500,000
4334	103284 00172	MINIBUS	NISSAN	TERRANO KINGSROAD F 1	2001	1.050	144,000,000	151,200,000
4335	103284 00172	MINIBUS	NISSAN	TERRANO KINGSROAD F 1	2000	1.050	139,000,000	145,950,000
4336	103284 00173	MINIBUS	NISSAN	TERRANO KINGSROAD F 2	2004	1.050	173,000,000	181,650,000
4337	103284 00173	MINIBUS	NISSAN	TERRANO KINGSROAD F 2	2003	1.050	167,000,000	175,350,000
4338	103284 00173	MINIBUS	NISSAN	TERRANO KINGSROAD F 2	2002	1.050	159,000,000	166,950,000
4339	103284 00173	MINIBUS	NISSAN	TERRANO KINGSROAD F 2	2001	1.050	152,000,000	159,600,000
4340	103284 00173	MINIBUS	NISSAN	TERRANO KINGSROAD F 2	2000	1.050	143,000,000	150,150,000
4341	103284 00174	MINIBUS	NISSAN	TERRANO KINGSROAD K1	2007	1.050	194,000,000	203,700,000
4342	103284 00174	MINIBUS	NISSAN	TERRANO KINGSROAD K1	2006	1.050	186,000,000	195,300,000
4343	103284 00174	MINIBUS	NISSAN	TERRANO KINGSROAD K1	2005	1.050	183,000,000	192,150,000
4344	103284 00174	MINIBUS	NISSAN	TERRANO KINGSROAD K1	2004	1.050	165,000,000	173,250,000
4345	103284 00174	MINIBUS	NISSAN	TERRANO KINGSROAD K1	2003	1.050	157,000,000	164,850,000
4346	103284 00175	MINIBUS	NISSAN	TERRANO KINGSROAD K2	2007	1.050	208,000,000	218,400,000
4347	103284 00175	MINIBUS	NISSAN	TERRANO KINGSROAD K2	2006	1.050	200,000,000	210,000,000
4348	103284 00175	MINIBUS	NISSAN	TERRANO KINGSROAD K2	2005	1.050	190,000,000	199,500,000
4349	103284 00175	MINIBUS	NISSAN	TERRANO KINGSROAD K2	2004	1.050	173,000,000	181,650,000
4350	103284 00176	MINIBUS	NISSAN	TERRANO KINGSROAD K3	2007	1.050	202,000,000	212,100,000
4351	103284 00176	MINIBUS	NISSAN	TERRANO KINGSROAD K3	2006	1.050	194,000,000	203,700,000
4352	103284 00176	MINIBUS	NISSAN	TERRANO KINGSROAD K3	2005	1.050	187,000,000	196,350,000
4353	103284 00177	MINIBUS	NISSAN	TERRANO LTD	1997	1.050	76,000,000	79,800,000
4354	103284 00177	MINIBUS	NISSAN	TERRANO LTD	1996	1.050	68,000,000	71,400,000
4355	103284 00177	MINIBUS	NISSAN	TERRANO LTD	1995	1.050	60,000,000	63,000,000
4356	103284 00178	MINIBUS	NISSAN	TERRANO SGX	1997	1.050	88,000,000	92,400,000
4357	103284 00178	MINIBUS	NISSAN	TERRANO SGX	1996	1.050	84,000,000	88,200,000
4358	103284 00178	MINIBUS	NISSAN	TERRANO SGX	1995	1.050	80,000,000	84,000,000
4359	103284 00179	MINIBUS	NISSAN	TERRANO SLX	1997	1.050	80,000,000	84,000,000
4360	103284 00179	MINIBUS	NISSAN	TERRANO SLX	1996	1.050	73,000,000	76,650,000
4361	103284 00180	MINIBUS	NISSAN	TERRANO SPIRIT MT	2007	1.050	134,000,000	140,700,000
4362	103284 00180	MINIBUS	NISSAN	TERRANO SPIRIT MT	2006	1.050	126,000,000	132,300,000
4363	103284 00180	MINIBUS	NISSAN	TERRANO SPIRIT MT	2003	1.050	117,000,000	122,850,000
4364	103284 00180	MINIBUS	NISSAN	TERRANO SPIRIT MT	2002	1.050	111,000,000	116,550,000
4365	103284 00180	MINIBUS	NISSAN	TERRANO SPIRIT MT	2001	1.050	105,000,000	110,250,000
4366	103284 00181	MINIBUS	NISSAN	TERRANO SPIRIT S 1	2007	1.050	145,000,000	152,250,000
4367	103284 00181	MINIBUS	NISSAN	TERRANO SPIRIT S 1	2006	1.050	140,000,000	147,000,000
4368	103284 00181	MINIBUS	NISSAN	TERRANO SPIRIT S 1	2005	1.050	135,000,000	141,750,000
4369	103284 00181	MINIBUS	NISSAN	TERRANO SPIRIT S 1	2004	1.050	124,000,000	130,200,000
4370	103284 00181	MINIBUS	NISSAN	TERRANO SPIRIT S 1	2003	1.050	112,000,000	117,600,000
4371	103284 00181	MINIBUS	NISSAN	TERRANO SPIRIT S 1	2002	1.050	108,000,000	113,400,000
4372	103284 00182	MINIBUS	NISSAN	TERRANO SPIRIT S 2	2007	1.050	147,000,000	154,350,000
4373	103284 00182	MINIBUS	NISSAN	TERRANO SPIRIT S 2	2006	1.050	142,000,000	149,100,000
4374	103284 00182	MINIBUS	NISSAN	TERRANO SPIRIT S 2	2005	1.050	135,000,000	141,750,000
4375	103284 00182	MINIBUS	NISSAN	TERRANO SPIRIT S 2	2004	1.050	124,000,000	130,200,000
4376	103284 00183	MINIBUS	NISSAN	TERRANO SPIRIT S 3	2007	1.050	150,000,000	157,500,000
4377	103284 00183	MINIBUS	NISSAN	TERRANO SPIRIT S 3	2006	1.050	145,000,000	152,250,000
4378	103284 00183	MINIBUS	NISSAN	TERRANO SPIRIT S 3	2005	1.050	137,000,000	143,850,000
4379	103284 00184	MINIBUS	NISSAN	TIIDA 1.5 2 WD AT	2006	1.050	154,000,000	161,700,000
4380	103284 00184	MINIBUS	NISSAN	TIIDA 1.5 2 WD AT	2005	1.050	139,000,000	145,950,000
4381	103284 00185	MINIBUS	NISSAN	URVAN TD 25	1998	1.050	20,000,000	21,000,000
4382	103284 00186	MINIBUS	NISSAN	URVAN TD 27	1998	1.050	20,000,000	21,000,000
4383	103284 00187	MINIBUS	NISSAN	VAN NA 20	1995	1.050	20,000,000	21,000,000
4384	103284 00188	MINIBUS	NISSAN	VENETTE SR 2.0	1999	1.050	21,000,000	22,050,000
4385	103284 00189	MINIBUS	NISSAN	X-TRAIL 2.0 2 WD MT	2015	1.050	267,750,000	281,137,500
4386	103284 00189	MINIBUS	NISSAN	X-TRAIL 2.0 2 WD MT	2014	1.050	255,000,000	267,750,000
4387	103284 00189	MINIBUS	NISSAN	X-TRAIL 2.0 2 WD MT	2013	1.050	247,000,000	259,350,000
4388	103284 00189	MINIBUS	NISSAN	X-TRAIL 2.0 2 WD MT	2012	1.050	243,000,000	255,150,000
4389	103284 00189	MINIBUS	NISSAN	X-TRAIL 2.0 2 WD MT	2011	1.050	221,000,000	232,050,000
4390	103284 00189	MINIBUS	NISSAN	X-TRAIL 2.0 2 WD MT	2010	1.050	217,000,000	227,850,000
4391	103284 00189	MINIBUS	NISSAN	X-TRAIL 2.0 2 WD MT	2009	1.050	204,000,000	214,200,000
4392	103284 00189	MINIBUS	NISSAN	X-TRAIL 2.0 2 WD MT	2008	1.050	180,000,000	189,000,000
4393	103284 00189	MINIBUS	NISSAN	X-TRAIL 2.0 2 WD MT	2004	1.050	144,000,000	151,200,000
4394	103284 00190	MINIBUS	NISSAN	X-TRAIL 2.0 A/T	2019	1.050	346,000,000	363,300,000
4395	103284 00190	MINIBUS	NISSAN	X-TRAIL 2.0 A/T	2018	1.050	329,000,000	345,450,000
4396	103284 00190	MINIBUS	NISSAN	X-TRAIL 2.0 A/T	2017	1.050	313,000,000	328,650,000
4397	103284 00190	MINIBUS	NISSAN	X-TRAIL 2.0 A/T	2016	1.050	298,000,000	312,900,000
4398	103284 00190	MINIBUS	NISSAN	X-TRAIL 2.0 A/T	2015	1.050	284,000,000	298,200,000
4399	103284 00190	MINIBUS	NISSAN	X-TRAIL 2.0 A/T	2014	1.050	270,000,000	283,500,000
4400	103284 00190	MINIBUS	NISSAN	X-TRAIL 2.0 A/T	2004	1.050	135,000,000	141,750,000
4401	103284 00190	MINIBUS	NISSAN	X-TRAIL 2.0 A/T	2003	1.050	129,000,000	135,450,000
4402	103284 00190	MINIBUS	NISSAN	X-TRAIL 2.0 A/T	2002	1.050	123,000,000	129,150,000
4403	103284 00190	MINIBUS	NISSAN	X-TRAIL 2.0 A/T	2001	1.050	117,000,000	122,850,000
4404	103284 00191	MINIBUS	NISSAN	X-TRAIL 2.0 CVT (4X2) A/T	2015	1.050	292,000,000	306,600,000
4405	103284 00191	MINIBUS	NISSAN	X-TRAIL 2.0 CVT (4X2) A/T	2014	1.050	278,000,000	291,900,000
4406	103284 00191	MINIBUS	NISSAN	X-TRAIL 2.0 CVT (4X2) A/T	2013	1.050	270,000,000	283,500,000

NO	KODING	JENIS	MERЕК	TIPE	TH BUAT	BOBOT	NJKB	DP PKB
1	2	3	4	5	6	7	8	9
4407	103284 00191	MINIBUS	NISSAN	X-TRAIL 2.0 CVT (4X2) A/T	2012	1.050	267,000,000	280,350,000
4408	103284 00191	MINIBUS	NISSAN	X-TRAIL 2.0 CVT (4X2) A/T	2011	1.050	243,000,000	255,150,000
4409	103284 00191	MINIBUS	NISSAN	X-TRAIL 2.0 CVT (4X2) A/T	2010	1.050	227,000,000	238,350,000
4410	103284 00191	MINIBUS	NISSAN	X-TRAIL 2.0 CVT (4X2) A/T	2009	1.050	216,000,000	226,800,000
4411	103284 00191	MINIBUS	NISSAN	X-TRAIL 2.0 CVT (4X2) A/T	2008	1.050	190,000,000	199,500,000
4412	103284 00192	MINIBUS	NISSAN	X-TRAIL 2.0 M/T	2019	1.050	327,000,000	343,350,000
4413	103284 00192	MINIBUS	NISSAN	X-TRAIL 2.0 M/T	2018	1.050	311,000,000	326,550,000
4414	103284 00192	MINIBUS	NISSAN	X-TRAIL 2.0 M/T	2017	1.050	296,000,000	310,800,000
4415	103284 00192	MINIBUS	NISSAN	X-TRAIL 2.0 M/T	2016	1.050	282,000,000	296,100,000
4416	103284 00192	MINIBUS	NISSAN	X-TRAIL 2.0 M/T	2015	1.050	268,000,000	281,400,000
4417	103284 00192	MINIBUS	NISSAN	X-TRAIL 2.0 M/T	2014	1.050	255,000,000	267,750,000
4418	103284 00192	MINIBUS	NISSAN	X-TRAIL 2.0 M/T	2009	1.050	192,000,000	201,600,000
4419	103284 00192	MINIBUS	NISSAN	X-TRAIL 2.0 M/T	2008	1.050	183,000,000	192,150,000
4420	103284 00192	MINIBUS	NISSAN	X-TRAIL 2.0 M/T	2007	1.050	174,000,000	182,700,000
4421	103284 00192	MINIBUS	NISSAN	X-TRAIL 2.0 M/T	2006	1.050	166,000,000	174,300,000
4422	103284 00193	MINIBUS	NISSAN	X-TRAIL 2.5 2WD CVT ST A/T	2015	1.050	313,000,000	328,650,000
4423	103284 00193	MINIBUS	NISSAN	X-TRAIL 2.5 2WD CVT ST A/T	2014	1.050	298,000,000	312,900,000
4424	103284 00193	MINIBUS	NISSAN	X-TRAIL 2.5 2WD CVT ST A/T	2013	1.050	283,000,000	297,150,000
4425	103284 00193	MINIBUS	NISSAN	X-TRAIL 2.5 2WD CVT ST A/T	2012	1.050	279,000,000	292,950,000
4426	103284 00193	MINIBUS	NISSAN	X-TRAIL 2.5 2WD CVT ST A/T	2011	1.050	256,000,000	268,800,000
4427	103284 00193	MINIBUS	NISSAN	X-TRAIL 2.5 2WD CVT ST A/T	2010	1.050	246,000,000	258,300,000
4428	103284 00193	MINIBUS	NISSAN	X-TRAIL 2.5 2WD CVT ST A/T	2009	1.050	232,000,000	243,600,000
4429	103284 00193	MINIBUS	NISSAN	X-TRAIL 2.5 2WD CVT ST A/T	2008	1.050	204,000,000	214,200,000
4430	103284 00194	MINIBUS	NISSAN	X-TRAIL 2.5 2WD CVT XT A/T	2015	1.050	323,000,000	339,150,000
4431	103284 00194	MINIBUS	NISSAN	X-TRAIL 2.5 2WD CVT XT A/T	2014	1.050	308,000,000	323,400,000
4432	103284 00194	MINIBUS	NISSAN	X-TRAIL 2.5 2WD CVT XT A/T	2013	1.050	302,000,000	317,100,000
4433	103284 00194	MINIBUS	NISSAN	X-TRAIL 2.5 2WD CVT XT A/T	2012	1.050	290,000,000	304,500,000
4434	103284 00194	MINIBUS	NISSAN	X-TRAIL 2.5 2WD CVT XT A/T	2011	1.050	268,000,000	281,400,000
4435	103284 00194	MINIBUS	NISSAN	X-TRAIL 2.5 2WD CVT XT A/T	2010	1.050	262,000,000	275,100,000
4436	103284 00194	MINIBUS	NISSAN	X-TRAIL 2.5 2WD CVT XT A/T	2009	1.050	250,000,000	262,500,000
4437	103284 00194	MINIBUS	NISSAN	X-TRAIL 2.5 2WD CVT XT A/T	2008	1.050	226,000,000	237,300,000
4438	103284 00195	MINIBUS	NISSAN	X-TRAIL 2.5 A/T	2019	1.050	372,000,000	390,600,000
4439	103284 00195	MINIBUS	NISSAN	X-TRAIL 2.5 A/T	2018	1.050	354,000,000	371,700,000
4440	103284 00195	MINIBUS	NISSAN	X-TRAIL 2.5 A/T	2017	1.050	337,000,000	353,850,000
4441	103284 00195	MINIBUS	NISSAN	X-TRAIL 2.5 A/T	2016	1.050	321,000,000	337,050,000
4442	103284 00195	MINIBUS	NISSAN	X-TRAIL 2.5 A/T	2015	1.050	305,000,000	320,250,000
4443	103284 00195	MINIBUS	NISSAN	X-TRAIL 2.5 A/T	2014	1.050	290,000,000	304,500,000
4444	103284 00752	MINIBUS	NISSAN	X-TRAIL 2.5 HIGH CVT (4X2) A/T	2019	1.050	382,000,000	401,100,000
4445	103284 00199	MINIBUS	NISSAN	X-TRAIL 2.5L 4WD AT	2006	1.050	221,000,000	232,050,000
4446	103284 00753	MINIBUS	NISSAN	X-TRAIL 2.5 MID CVT (4X2) A/T	2019	1.050	354,000,000	371,700,000
4447	103284 00196	MINIBUS	NISSAN	X-TRAIL 2.5 ST AT	2009	1.050	219,000,000	229,950,000
4448	103284 00196	MINIBUS	NISSAN	X-TRAIL 2.5 ST AT	2008	1.050	202,000,000	212,100,000
4449	103284 00196	MINIBUS	NISSAN	X-TRAIL 2.5 ST AT	2007	1.050	198,000,000	207,900,000
4450	103284 00196	MINIBUS	NISSAN	X-TRAIL 2.5 ST AT	2006	1.050	190,000,000	199,500,000
4451	103284 00196	MINIBUS	NISSAN	X-TRAIL 2.5 ST AT	2005	1.050	183,000,000	192,150,000
4452	103284 00196	MINIBUS	NISSAN	X-TRAIL 2.5 ST AT	2004	1.050	174,000,000	182,700,000
4453	103284 00196	MINIBUS	NISSAN	X-TRAIL 2.5 ST AT	2003	1.050	166,000,000	174,300,000
4454	103284 00197	MINIBUS	NISSAN	X-TRAIL 2.5 STT AT	2009	1.050	227,000,000	238,350,000
4455	103284 00197	MINIBUS	NISSAN	X-TRAIL 2.5 STT AT	2008	1.050	210,000,000	220,500,000
4456	103284 00197	MINIBUS	NISSAN	X-TRAIL 2.5 STT AT	2007	1.050	208,000,000	218,400,000
4457	103284 00197	MINIBUS	NISSAN	X-TRAIL 2.5 STT AT	2006	1.050	200,000,000	210,000,000
4458	103284 00197	MINIBUS	NISSAN	X-TRAIL 2.5 STT AT	2005	1.050	188,000,000	197,400,000
4459	103284 00754	MINIBUS	NISSAN	X-TRAIL 2.5 UPPER CVT (4X2) A/T	2019	1.050	412,000,000	432,600,000
4460	103284 00198	MINIBUS	NISSAN	X-TRAIL 2.5 XT AT	2009	1.050	244,000,000	256,200,000
4461	103284 00198	MINIBUS	NISSAN	X-TRAIL 2.5 XT AT	2008	1.050	225,000,000	236,250,000
4462	103284 00198	MINIBUS	NISSAN	X-TRAIL 2.5 XT AT	2007	1.050	221,000,000	232,050,000
4463	103284 00198	MINIBUS	NISSAN	X-TRAIL 2.5 XT AT	2006	1.050	213,000,000	223,650,000
4464	103284 00198	MINIBUS	NISSAN	X-TRAIL 2.5 XT AT	2005	1.050	207,000,000	217,350,000
4465	103284 00198	MINIBUS	NISSAN	X-TRAIL 2.5 XT AT	2004	1.050	191,000,000	200,550,000
4466	103284 00198	MINIBUS	NISSAN	X-TRAIL 2.5 XT AT	2003	1.050	176,000,000	184,800,000
4467	103284 00200	MINIBUS	NISSAN	X-TRAIL HYBRID 2.0 (4X2) A/T	2018	1.050	516,000,000	541,800,000
4468	103284 00200	MINIBUS	NISSAN	X-TRAIL HYBRID 2.0 (4X2) A/T	2017	1.050	495,000,000	519,750,000
4469	103284 00200	MINIBUS	NISSAN	X-TRAIL HYBRID 2.0 (4X2) A/T	2016	1.050	486,000,000	510,300,000
4470	103289 00021	MINIBUS	OPEL	BLAZER DOHC-01	2003	1.050	113,000,000	118,650,000
4471	103289 00021	MINIBUS	OPEL	BLAZER DOHC-01	2002	1.050	103,000,000	108,150,000
4472	103289 00021	MINIBUS	OPEL	BLAZER DOHC-01	2001	1.050	95,000,000	99,750,000
4473	103289 00021	MINIBUS	OPEL	BLAZER DOHC-01	2000	1.050	82,000,000	86,100,000
4474	103289 00021	MINIBUS	OPEL	BLAZER DOHC-01	1999	1.050	60,000,000	63,000,000
4475	103289 00021	MINIBUS	OPEL	BLAZER DOHC-01	1998	1.050	55,000,000	57,750,000
4476	103289 00021	MINIBUS	OPEL	BLAZER DOHC-01	1997	1.050	51,000,000	53,550,000
4477	103289 00021	MINIBUS	OPEL	BLAZER DOHC-01	1996	1.050	48,000,000	50,400,000
4478	103289 00020	MINIBUS	OPEL	BLAZER DOHC 2.2	2000	1.050	78,000,000	81,900,000
4479	103289 00020	MINIBUS	OPEL	BLAZER DOHC 2.2	1999	1.050	65,000,000	68,250,000
4480	103289 00020	MINIBUS	OPEL	BLAZER DOHC 2.2	1998	1.050	60,000,000	63,000,000
4481	103289 00020	MINIBUS	OPEL	BLAZER DOHC 2.2	1997	1.050	56,000,000	58,800,000
4482	103289 00020	MINIBUS	OPEL	BLAZER DOHC 2.2	1996	1.050	55,000,000	57,750,000
4483	103289 00022	MINIBUS	OPEL	BLAZER LT 2.2 SOHC	2004	1.050	122,000,000	128,100,000
4484	103289 00022	MINIBUS	OPEL	BLAZER LT 2.2 SOHC	2003	1.050	110,000,000	115,500,000
4485	103289 00022	MINIBUS	OPEL	BLAZER LT 2.2 SOHC	2002	1.050	105,000,000	110,250,000
4486	103289 00022	MINIBUS	OPEL	BLAZER LT 2.2 SOHC	2001	1.050	97,000,000	101,850,000
4487	103289 00022	MINIBUS	OPEL	BLAZER LT 2.2 SOHC	2000	1.050	93,000,000	97,650,000
4488	103289 00022	MINIBUS	OPEL	BLAZER LT 2.2 SOHC	1999	1.050	80,000,000	84,000,000
4489	103289 00022	MINIBUS	OPEL	BLAZER LT 2.2 SOHC	1998	1.050	77,000,000	74,550,000
4490	103289 00022	MINIBUS	OPEL	BLAZER LT 2.2 SOHC	1997	1.050	64,000,000	67,200,000
4491	103289 00025	MINIBUS	OPEL	BLAZER MONTERA-OI (SOHC)	2003	1.050	77,000,000	80,850,000
4492	103289 00025	MINIBUS	OPEL	BLAZER MONTERA-OI (SOHC)	2002	1.050	71,000,000	74,550,000
4493	103289 00025	MINIBUS	OPEL	BLAZER MONTERA-OI (SOHC)	2001	1.050	66,000,000	69,300,000
4494	103289 00023	MINIBUS	OPEL	BLAZER MONTERA (DOHC)	2004	1.050	87,000,000	91,350,000
4495	103289 00023	MINIBUS	OPEL	BLAZER MONTERA (DOHC)	2003	1.050	81,000,000	85,050,000
4496	103289 00023	MINIBUS	OPEL	BLAZER MONTERA (DOHC)	2002	1.050	75,000,000	78,750,000

NO	KODING	JENIS	MEREK	TIPE	TH BUAT	BOBOT	NJKB	DP PKB
1	2	3	4	5	6	7	8	9
4497	103289 00023	MINIBUS	OPEL	BLAZER MONTERA (DOHC)	2001	1.050	69,000,000	72,450,000
4498	103289 00023	MINIBUS	OPEL	BLAZER MONTERA (DOHC)	2000	1.050	65,000,000	68,250,000
4499	103289 00023	MINIBUS	OPEL	BLAZER MONTERA (DOHC)	1999	1.050	56,000,000	58,800,000
4500	103289 00024	MINIBUS	OPEL	BLAZER MONTERA (SOHC)	2003	1.050	77,000,000	80,850,000
4501	103289 00024	MINIBUS	OPEL	BLAZER MONTERA (SOHC)	2002	1.050	71,000,000	74,550,000
4502	103289 00024	MINIBUS	OPEL	BLAZER MONTERA (SOHC)	2001	1.050	66,000,000	69,300,000
4503	103289 00024	MINIBUS	OPEL	BLAZER MONTERA (SOHC)	2000	1.050	64,000,000	67,200,000
4504	103289 00024	MINIBUS	OPEL	BLAZER MONTERA (SOHC)	1999	1.050	55,000,000	57,750,000
4505	103289 00026	MINIBUS	OPEL	BLAZER SLI 2.2	1999	1.050	54,000,000	56,700,000
4506	103289 00026	MINIBUS	OPEL	BLAZER SLI 2.2	1998	1.050	46,000,000	48,300,000
4507	103289 00026	MINIBUS	OPEL	BLAZER SLI 2.2	1997	1.050	43,000,000	45,150,000
4508	103289 00027	MINIBUS	OPEL	BLAZER SOHC-01	1999	1.050	56,000,000	58,800,000
4509	103289 00027	MINIBUS	OPEL	BLAZER SOHC-01	1998	1.050	52,000,000	54,600,000
4510	103289 00027	MINIBUS	OPEL	BLAZER SOHC-01	1997	1.050	48,000,000	50,400,000
4511	103289 00027	MINIBUS	OPEL	BLAZER SOHC-01	1996	1.050	46,000,000	48,300,000
4512	103289 00028	MINIBUS	OPEL	EKS OPEL REKORD DELIVERY VAN 2000	1985	1.050	13,000,000	13,650,000
4513	103289 00028	MINIBUS	OPEL	EKS OPEL REKORD DELIVERY VAN 2000	1984	1.050	12,800,000	13,440,000
4514	103289 00028	MINIBUS	OPEL	EKS OPEL REKORD DELIVERY VAN 2000	1983	1.050	12,500,000	13,125,000
4515	103289 00028	MINIBUS	OPEL	EKS OPEL REKORD DELIVERY VAN 2000	1982	1.050	12,000,000	12,600,000
4516	103289 00028	MINIBUS	OPEL	EKS OPEL REKORD DELIVERY VAN 2000	1981	1.050	11,000,000	11,550,000
4517	103289 00028	MINIBUS	OPEL	EKS OPEL REKORD DELIVERY VAN 2000	1980	1.050	10,000,000	10,500,000
4518	103289 00029	MINIBUS	OPEL	EKS OPEL REKORD DELIVERY VAN 2000 DIESEL	1989	1.050	18,000,000	18,900,000
4519	103289 00029	MINIBUS	OPEL	EKS OPEL REKORD DELIVERY VAN 2000 DIESEL	1988	1.050	17,000,000	17,850,000
4520	103289 00029	MINIBUS	OPEL	EKS OPEL REKORD DELIVERY VAN 2000 DIESEL	1987	1.050	16,000,000	16,800,000
4521	103289 00029	MINIBUS	OPEL	EKS OPEL REKORD DELIVERY VAN 2000 DIESEL	1986	1.050	15,000,000	15,750,000
4522	103289 00029	MINIBUS	OPEL	EKS OPEL REKORD DELIVERY VAN 2000 DIESEL	1985	1.050	14,000,000	14,700,000
4523	103289 00029	MINIBUS	OPEL	EKS OPEL REKORD DELIVERY VAN 2000 DIESEL	1984	1.050	13,500,000	14,175,000
4524	103289 00029	MINIBUS	OPEL	EKS OPEL REKORD DELIVERY VAN 2000 DIESEL	1983	1.050	13,000,000	13,650,000
4525	103289 00029	MINIBUS	OPEL	EKS OPEL REKORD DELIVERY VAN 2000 DIESEL	1982	1.050	12,000,000	12,600,000
4526	103289 00029	MINIBUS	OPEL	EKS OPEL REKORD DELIVERY VAN 2000 DIESEL	1981	1.050	11,000,000	11,550,000
4527	103289 00029	MINIBUS	OPEL	EKS OPEL REKORD DELIVERY VAN 2000 DIESEL	1980	1.050	10,000,000	10,500,000
4528	103299 00077	MINIBUS	PEUGEOT	107 AT	2012	1.050	155,000,000	162,750,000
4529	103299 00077	MINIBUS	PEUGEOT	107 AT	2011	1.050	147,000,000	154,350,000
4530	103299 00077	MINIBUS	PEUGEOT	107 AT	2010	1.050	140,000,000	147,000,000
4531	103299 00078	MINIBUS	PEUGEOT	107 TIPTRONIC	2009	1.050	133,000,000	139,650,000
4532	103299 00078	MINIBUS	PEUGEOT	107 TIPTRONIC	2008	1.050	118,000,000	123,900,000
4533	103299 00079	MINIBUS	PEUGEOT	206 XR 1.4 AT	2002	1.050	77,000,000	80,850,000
4534	103299 00080	MINIBUS	PEUGEOT	206 XR 1.4 MT	2002	1.050	69,000,000	72,450,000
4535	103299 00080	MINIBUS	PEUGEOT	206 XR 1.4 MT	2001	1.050	66,000,000	69,300,000
4536	103299 00081	MINIBUS	PEUGEOT	206 XS AT	2007	1.050	126,000,000	132,300,000
4537	103299 00081	MINIBUS	PEUGEOT	206 XS AT	2006	1.050	110,000,000	115,500,000
4538	103299 00082	MINIBUS	PEUGEOT	206 XS MT	2009	1.050	140,000,000	147,000,000
4539	103299 00082	MINIBUS	PEUGEOT	206 XS MT	2008	1.050	123,000,000	129,150,000
4540	103299 00082	MINIBUS	PEUGEOT	206 XS MT	2007	1.050	115,000,000	120,750,000
4541	103299 00082	MINIBUS	PEUGEOT	206 XS MT	2006	1.050	101,000,000	106,050,000
4542	103299 00083	MINIBUS	PEUGEOT	207 SR MT	2010	1.050	206,000,000	216,300,000
4543	103299 00083	MINIBUS	PEUGEOT	207 SR MT	2009	1.050	197,000,000	206,850,000
4544	103299 00083	MINIBUS	PEUGEOT	207 SR MT	2008	1.050	174,000,000	182,700,000
4545	103299 00084	MINIBUS	PEUGEOT	207 SX MT	2010	1.050	185,000,000	194,250,000
4546	103299 00084	MINIBUS	PEUGEOT	207 SX MT	2009	1.050	181,000,000	190,050,000
4547	103299 00084	MINIBUS	PEUGEOT	207 SX MT	2008	1.050	155,000,000	162,750,000
4548	103299 00084	MINIBUS	PEUGEOT	207 SX MT	2007	1.050	149,000,000	156,450,000
4549	103299 00085	MINIBUS	PEUGEOT	3008 AT	2012	1.050	350,000,000	367,500,000
4550	103299 00085	MINIBUS	PEUGEOT	3008 AT	2011	1.050	337,000,000	353,850,000
4551	103299 00085	MINIBUS	PEUGEOT	3008 AT	2010	1.050	304,000,000	319,200,000
4552	103299 00086	MINIBUS	PEUGEOT	307 1.6 AT	2009	1.050	231,000,000	242,550,000
4553	103299 00086	MINIBUS	PEUGEOT	307 1.6 AT	2008	1.050	204,000,000	214,200,000
4554	103299 00086	MINIBUS	PEUGEOT	307 1.6 AT	2007	1.050	196,000,000	205,800,000
4555	103299 00087	MINIBUS	PEUGEOT	307 1.6 MT	2005	1.050	136,000,000	142,800,000
4556	103299 00088	MINIBUS	PEUGEOT	307 SW - 2.0 AT	2009	1.050	278,000,000	291,900,000
4557	103299 00088	MINIBUS	PEUGEOT	307 SW - 2.0 AT	2008	1.050	247,000,000	259,350,000
4558	103299 00088	MINIBUS	PEUGEOT	307 SW - 2.0 AT	2007	1.050	219,000,000	229,950,000
4559	103299 00088	MINIBUS	PEUGEOT	307 SW - 2.0 AT	2006	1.050	190,000,000	199,500,000
4560	103299 00088	MINIBUS	PEUGEOT	307 SW - 2.0 AT	2005	1.050	172,000,000	180,600,000
4561	103299 00088	MINIBUS	PEUGEOT	307 SW - 2.0 AT	2004	1.050	140,000,000	147,000,000
4562	103299 00088	MINIBUS	PEUGEOT	307 SW - 2.0 AT	2003	1.050	132,000,000	138,600,000
4563	103299 00088	MINIBUS	PEUGEOT	307 SW - 2.0 AT	2002	1.050	130,000,000	136,500,000
4564	103299 00089	MINIBUS	PEUGEOT	307 SW - 2.0 HDI MT	2005	1.050	125,000,000	131,250,000
4565	103299 00089	MINIBUS	PEUGEOT	307 SW - 2.0 HDI MT	2004	1.050	119,000,000	124,950,000
4566	103299 00089	MINIBUS	PEUGEOT	307 SW - 2.0 HDI MT	2003	1.050	112,000,000	117,600,000
4567	103299 00089	MINIBUS	PEUGEOT	307 SW - 2.0 HDI MT	2002	1.050	110,000,000	115,500,000
4568	103299 00090	MINIBUS	PEUGEOT	308 AT	2012	1.050	309,000,000	324,450,000
4569	103299 00090	MINIBUS	PEUGEOT	308 AT	2011	1.050	300,000,000	315,000,000
4570	103299 00090	MINIBUS	PEUGEOT	308 AT	2010	1.050	279,000,000	292,950,000
4571	103299 00090	MINIBUS	PEUGEOT	308 AT	2009	1.050	274,000,000	287,700,000
4572	103299 00090	MINIBUS	PEUGEOT	308 AT	2008	1.050	259,000,000	271,950,000
4573	103299 00091	MINIBUS	PEUGEOT	407 SW D2 AT	2010	1.050	380,000,000	399,000,000
4574	103299 00091	MINIBUS	PEUGEOT	407 SW D2 AT	2009	1.050	372,000,000	390,600,000
4575	103299 00091	MINIBUS	PEUGEOT	407 SW D2 AT	2008	1.050	338,000,000	354,900,000
4576	103299 00091	MINIBUS	PEUGEOT	407 SW D2 AT	2007	1.050	323,000,000	339,150,000
4577	103299 00092	MINIBUS	PEUGEOT	5008 AT	2012	1.050	389,000,000	408,450,000
4578	103299 00092	MINIBUS	PEUGEOT	5008 AT	2011	1.050	371,000,000	389,550,000
4579	103299 00092	MINIBUS	PEUGEOT	5008 AT	2010	1.050	352,000,000	369,600,000
4580	103299 00093	MINIBUS	PEUGEOT	806 ST 2.0	2000	1.050	130,000,000	136,500,000
4581	103299 00094	MINIBUS	PEUGEOT	806 ST 2.0 HDI MT	2003	1.050	153,000,000	160,650,000
4582	103299 00094	MINIBUS	PEUGEOT	806 ST 2.0 HDI MT	2002	1.050	149,000,000	156,450,000
4583	103299 00094	MINIBUS	PEUGEOT	806 ST 2.0 HDI MT	2001	1.050	144,000,000	151,200,000
4584	103299 00095	MINIBUS	PEUGEOT	807 2.0 AT	2004	1.050	180,000,000	189,000,000
4585	103299 00095	MINIBUS	PEUGEOT	807 2.0 AT	2003	1.050	158,000,000	165,900,000
4586	103299 00095	MINIBUS	PEUGEOT	807 2.0 AT	2002	1.050	153,000,000	160,650,000

NO	KODING	JENIS	MEREK	TIPE	TH BUAT	BOBOT	NJKB	DP PKB
1	2	3	4	5	6	7	8	9
4587	103299 00096	MINIBUS	PEUGEOT	807 TIPTRONIC	2005	1.050	217,000,000	227,850,000
4588	103299 00097	MINIBUS	PEUGEOT	NEW 3008 AT	2019	1.050	543,000,000	570,150,000
4589	103299 00097	MINIBUS	PEUGEOT	NEW 3008 AT	2018	1.050	516,000,000	541,800,000
4590	103299 00097	MINIBUS	PEUGEOT	NEW 3008 AT	2017	1.050	491,000,000	515,550,000
4591	103299 00103	MINIBUS	PEUGEOT	NEW 3008 AT ALLURE	2019	1.050	438,000,000	459,900,000
4592	103299 00098	MINIBUS	PEUGEOT	NEW 408 AT	2017	1.050	302,000,000	317,100,000
4593	103299 00099	MINIBUS	PEUGEOT	NEW 5008 AT	2019	1.050	624,000,000	655,200,000
4594	103299 00099	MINIBUS	PEUGEOT	NEW 5008 AT	2018	1.050	593,000,000	622,650,000
4595	103299 00099	MINIBUS	PEUGEOT	NEW 5008 AT	2017	1.050	564,000,000	592,200,000
4596	103299 00104	MINIBUS	PEUGEOT	NEW 5008 AT ALLURE	2019	1.050	525,000,000	551,250,000
4597	103299 00100	MINIBUS	PEUGEOT	PARTNER 1.4 MT	2005	1.050	95,000,000	99,750,000
4598	103299 00100	MINIBUS	PEUGEOT	PARTNER 1.4 MT	2004	1.050	77,000,000	80,850,000
4599	103299 00100	MINIBUS	PEUGEOT	PARTNER 1.4 MT	2003	1.050	57,000,000	59,850,000
4600	103299 00101	MINIBUS	PEUGEOT	PARTNER DIESEL	2004	1.050	70,000,000	73,500,000
4601	103299 00101	MINIBUS	PEUGEOT	PARTNER DIESEL	2003	1.050	66,000,000	69,300,000
4602	103299 00101	MINIBUS	PEUGEOT	PARTNER DIESEL	2002	1.050	64,000,000	67,200,000
4603	103299 00101	MINIBUS	PEUGEOT	PARTNER DIESEL	2001	1.050	62,000,000	65,100,000
4604	103307 00038	MINIBUS	PROTON	EXORA 1.6L AT FL (BASE LINE)	2012	1.050	130,000,000	136,500,000
4605	103307 00036	MINIBUS	PROTON	EXORA 1.6L AT (HIGH LINE)	2011	1.050	173,000,000	181,650,000
4606	103307 00036	MINIBUS	PROTON	EXORA 1.6L AT (HIGH LINE)	2010	1.050	163,000,000	171,150,000
4607	103307 00036	MINIBUS	PROTON	EXORA 1.6L AT (HIGH LINE)	2009	1.050	158,000,000	165,900,000
4608	103307 00037	MINIBUS	PROTON	EXORA 1.6L AT (MEDIUM LINE)	2011	1.050	152,000,000	159,600,000
4609	103307 00037	MINIBUS	PROTON	EXORA 1.6L AT (MEDIUM LINE)	2010	1.050	145,000,000	152,250,000
4610	103307 00037	MINIBUS	PROTON	EXORA 1.6L AT (MEDIUM LINE)	2009	1.050	139,000,000	145,950,000
4611	103307 00039	MINIBUS	PROTON	EXORA 1.6L MT (BASE LINE)	2011	1.050	121,000,000	127,050,000
4612	103307 00041	MINIBUS	PROTON	EXORA 1.6L MT FL (BASE LINE)	2015	1.050	133,000,000	139,650,000
4613	103307 00041	MINIBUS	PROTON	EXORA 1.6L MT FL (BASE LINE)	2014	1.050	127,000,000	133,350,000
4614	103307 00041	MINIBUS	PROTON	EXORA 1.6L MT FL (BASE LINE)	2013	1.050	122,000,000	128,100,000
4615	103307 00041	MINIBUS	PROTON	EXORA 1.6L MT FL (BASE LINE)	2012	1.050	121,000,000	127,050,000
4616	103307 00041	MINIBUS	PROTON	EXORA 1.6L MT FL (BASE LINE)	2011	1.050	119,000,000	124,950,000
4617	103307 00040	MINIBUS	PROTON	EXORA 1.6L MT (MEDIUM LINE)	2011	1.050	144,000,000	151,200,000
4618	103307 00040	MINIBUS	PROTON	EXORA 1.6L MT (MEDIUM LINE)	2010	1.050	137,000,000	143,850,000
4619	103307 00040	MINIBUS	PROTON	EXORA 1.6L MT (MEDIUM LINE)	2009	1.050	130,000,000	136,500,000
4620	103307 00042	MINIBUS	PROTON	GEN2 1.6L AT	2011	1.050	126,000,000	132,300,000
4621	103307 00042	MINIBUS	PROTON	GEN2 1.6L AT	2010	1.050	121,000,000	127,050,000
4622	103307 00042	MINIBUS	PROTON	GEN2 1.6L AT	2009	1.050	119,000,000	124,950,000
4623	103307 00042	MINIBUS	PROTON	GEN2 1.6L AT	2008	1.050	109,000,000	114,450,000
4624	103307 00042	MINIBUS	PROTON	GEN2 1.6L AT	2007	1.050	107,000,000	112,350,000
4625	103307 00043	MINIBUS	PROTON	GEN2 1.6L MT	2011	1.050	119,000,000	124,950,000
4626	103307 00043	MINIBUS	PROTON	GEN2 1.6L MT	2010	1.050	113,000,000	118,650,000
4627	103307 00043	MINIBUS	PROTON	GEN2 1.6L MT	2009	1.050	107,000,000	112,350,000
4628	103307 00043	MINIBUS	PROTON	GEN2 1.6L MT	2008	1.050	97,000,000	101,850,000
4629	103307 00043	MINIBUS	PROTON	GEN2 1.6L MT	2007	1.050	95,000,000	99,750,000
4630	103307 00044	MINIBUS	PROTON	NEO 1.6L A/T	2011	1.050	156,000,000	163,800,000
4631	103307 00044	MINIBUS	PROTON	NEO 1.6L A/T	2010	1.050	153,000,000	160,650,000
4632	103307 00044	MINIBUS	PROTON	NEO 1.6L A/T	2009	1.050	150,000,000	157,500,000
4633	103307 00044	MINIBUS	PROTON	NEO 1.6L A/T	2008	1.050	140,000,000	147,000,000
4634	103307 00044	MINIBUS	PROTON	NEO 1.6L A/T	2007	1.050	130,000,000	136,500,000
4635	103307 00045	MINIBUS	PROTON	NEO 1.6L A/T CPS HIGH LINE	2011	1.050	156,000,000	163,800,000
4636	103307 00045	MINIBUS	PROTON	NEO 1.6L A/T CPS HIGH LINE	2010	1.050	153,000,000	160,650,000
4637	103307 00046	MINIBUS	PROTON	NEO 1.6L M/T	2011	1.050	148,000,000	155,400,000
4638	103307 00046	MINIBUS	PROTON	NEO 1.6L M/T	2010	1.050	145,000,000	152,250,000
4639	103307 00046	MINIBUS	PROTON	NEO 1.6L M/T	2009	1.050	144,000,000	151,200,000
4640	103307 00046	MINIBUS	PROTON	NEO 1.6L M/T	2008	1.050	130,000,000	136,500,000
4641	103307 00046	MINIBUS	PROTON	NEO 1.6L M/T	2007	1.050	118,000,000	123,900,000
4642	103307 00047	MINIBUS	PROTON	NEO 1.6L M/T CPS HIGH LINE	2011	1.050	148,000,000	155,400,000
4643	103307 00047	MINIBUS	PROTON	NEO 1.6L M/T CPS HIGH LINE	2010	1.050	145,000,000	152,250,000
4644	103307 00048	MINIBUS	PROTON	SAVVY 1.2L AMT	2011	1.050	97,000,000	101,850,000
4645	103307 00048	MINIBUS	PROTON	SAVVY 1.2L AMT	2010	1.050	95,000,000	99,750,000
4646	103307 00048	MINIBUS	PROTON	SAVVY 1.2L AMT	2009	1.050	88,000,000	92,400,000
4647	103307 00048	MINIBUS	PROTON	SAVVY 1.2L AMT	2008	1.050	80,000,000	84,000,000
4648	103307 00048	MINIBUS	PROTON	SAVVY 1.2L AMT	2007	1.050	79,000,000	82,950,000
4649	103307 00049	MINIBUS	PROTON	SAVVY 1.2L MT	2011	1.050	89,000,000	93,450,000
4650	103307 00049	MINIBUS	PROTON	SAVVY 1.2L MT	2010	1.050	88,000,000	92,400,000
4651	103307 00049	MINIBUS	PROTON	SAVVY 1.2L MT	2009	1.050	79,000,000	82,950,000
4652	103307 00049	MINIBUS	PROTON	SAVVY 1.2L MT	2008	1.050	71,000,000	74,550,000
4653	103307 00049	MINIBUS	PROTON	SAVVY 1.2L MT	2007	1.050	70,000,000	73,500,000
4654	103315 00019	MINIBUS	RENAULT	CAPTUR	2015	1.050	318,000,000	333,900,000
4655	103315 00020	MINIBUS	RENAULT	CLIO 1.4 AT	2004	1.050	74,000,000	77,700,000
4656	103315 00020	MINIBUS	RENAULT	CLIO 1.4 AT	2003	1.050	70,000,000	73,500,000
4657	103315 00020	MINIBUS	RENAULT	CLIO 1.4 AT	2002	1.050	67,000,000	70,350,000
4658	103315 00021	MINIBUS	RENAULT	CLIO 1.4 MT	2006	1.050	85,000,000	89,250,000
4659	103315 00021	MINIBUS	RENAULT	CLIO 1.4 MT	2005	1.050	83,000,000	87,150,000
4660	103315 00021	MINIBUS	RENAULT	CLIO 1.4 MT	2004	1.050	67,000,000	70,350,000
4661	103315 00021	MINIBUS	RENAULT	CLIO 1.4 MT	2003	1.050	62,000,000	65,100,000
4662	103315 00021	MINIBUS	RENAULT	CLIO 1.4 MT	2002	1.050	59,000,000	61,950,000
4663	103315 00021	MINIBUS	RENAULT	CLIO 1.4 MT	2001	1.050	55,000,000	57,750,000
4664	103315 00022	MINIBUS	RENAULT	CLIO EXTREME AT	2004	1.050	78,000,000	81,900,000
4665	103315 00023	MINIBUS	RENAULT	CLIO EXTREME MT	2005	1.050	89,000,000	93,450,000
4666	103315 00023	MINIBUS	RENAULT	CLIO EXTREME MT	2004	1.050	71,000,000	74,550,000
4667	103315 00024	MINIBUS	RENAULT	CLIO RS	2016	1.050	487,000,000	511,350,000
4668	103315 00024	MINIBUS	RENAULT	CLIO RS	2015	1.050	460,000,000	483,000,000
4669	103315 00024	MINIBUS	RENAULT	CLIO RS	2014	1.050	405,000,000	425,250,000
4670	103315 00025	MINIBUS	RENAULT	DELIVERY VAN RENAULT KANGOO 1.9 MT	2005	1.050	76,000,000	79,800,000
4671	103315 00025	MINIBUS	RENAULT	DELIVERY VAN RENAULT KANGOO 1.9 MT	2004	1.050	62,000,000	65,100,000
4672	103315 00025	MINIBUS	RENAULT	DELIVERY VAN RENAULT KANGOO 1.9 MT	2003	1.050	59,000,000	61,950,000
4673	103315 00025	MINIBUS	RENAULT	DELIVERY VAN RENAULT KANGOO 1.9 MT	2002	1.050	57,000,000	59,850,000
4674	103315 00025	MINIBUS	RENAULT	DELIVERY VAN RENAULT KANGOO 1.9 MT	2001	1.050	54,000,000	56,700,000
4675	103315 00026	MINIBUS	RENAULT	DUSTER 1.5 DCI (4X4) M/T	2018	1.050	266,000,000	279,300,000
4676	103315 00026	MINIBUS	RENAULT	DUSTER 1.5 DCI (4X4) M/T	2016	1.050	262,000,000	275,100,000

NO	KODING	JENIS	MEREK	TIPE	TH BUAT	BOBOT	NJKB	DP PKB
1	2	3	4	5	6	7	8	9
4677	103315 00026	MINIBUS	RENAULT	DUSTER 1.5 DCI (4X4) M/T	2015	1.050	249,000,000	261,450,000
4678	103315 00027	MINIBUS	RENAULT	DUSTER 1.5 DCI RXL	2018	1.050	215,000,000	225,750,000
4679	103315 00027	MINIBUS	RENAULT	DUSTER 1.5 DCI RXL	2017	1.050	213,000,000	223,650,000
4680	103315 00027	MINIBUS	RENAULT	DUSTER 1.5 DCI RXL	2016	1.050	202,000,000	212,100,000
4681	103315 00027	MINIBUS	RENAULT	DUSTER 1.5 DCI RXL	2015	1.050	192,000,000	201,600,000
4682	103315 00027	MINIBUS	RENAULT	DUSTER 1.5 DCI RXL	2014	1.050	182,000,000	191,100,000
4683	103315 00027	MINIBUS	RENAULT	DUSTER 1.5 DCI RXL	2013	1.050	173,000,000	181,650,000
4684	103315 00028	MINIBUS	RENAULT	DUSTER 1.5 DCI RXL (4X2) M/T	2016	1.050	210,000,000	220,500,000
4685	103315 00028	MINIBUS	RENAULT	DUSTER 1.5 DCI RXL (4X2) M/T	2015	1.050	200,000,000	210,000,000
4686	103315 00029	MINIBUS	RENAULT	DUSTER 1.5 DCI RXZ	2013	1.050	191,000,000	200,550,000
4687	103315 00030	MINIBUS	RENAULT	EXTREME dTi (CLIO 1.4 L MT)	2005	1.050	115,000,000	120,750,000
4688	103315 00030	MINIBUS	RENAULT	EXTREME dTi (CLIO 1.4 L MT)	2004	1.050	95,000,000	99,750,000
4689	103315 00031	MINIBUS	RENAULT	GRAND SCENIC 2.0 AT	2009	1.050	263,000,000	276,150,000
4690	103315 00031	MINIBUS	RENAULT	GRAND SCENIC 2.0 AT	2008	1.050	228,000,000	239,400,000
4691	103315 00031	MINIBUS	RENAULT	GRAND SCENIC 2.0 AT	2007	1.050	180,000,000	189,000,000
4692	103315 00031	MINIBUS	RENAULT	GRAND SCENIC 2.0 AT	2006	1.050	163,000,000	171,150,000
4693	103315 00031	MINIBUS	RENAULT	GRAND SCENIC 2.0 AT	2005	1.050	151,000,000	158,550,000
4694	103315 00031	MINIBUS	RENAULT	GRAND SCENIC 2.0 AT	2004	1.050	125,000,000	131,250,000
4695	103315 00032	MINIBUS	RENAULT	KANGOO 1.4 MT	2006	1.050	83,000,000	87,150,000
4696	103315 00032	MINIBUS	RENAULT	KANGOO 1.4 MT	2005	1.050	80,000,000	84,000,000
4697	103315 00032	MINIBUS	RENAULT	KANGOO 1.4 MT	2004	1.050	65,000,000	68,250,000
4698	103315 00032	MINIBUS	RENAULT	KANGOO 1.4 MT	2003	1.050	63,000,000	66,150,000
4699	103315 00032	MINIBUS	RENAULT	KANGOO 1.4 MT	2002	1.050	59,000,000	61,950,000
4700	103315 00032	MINIBUS	RENAULT	KANGOO 1.4 MT	2001	1.050	56,000,000	58,800,000
4701	103315 00033	MINIBUS	RENAULT	KANGOO 7 SEATER MT	2004	1.050	67,000,000	70,350,000
4702	103315 00034	MINIBUS	RENAULT	KOLEOS	2016	1.050	347,000,000	364,350,000
4703	103315 00034	MINIBUS	RENAULT	KOLEOS	2015	1.050	330,000,000	346,500,000
4704	103315 00034	MINIBUS	RENAULT	KOLEOS	2014	1.050	314,000,000	329,700,000
4705	103315 00035	MINIBUS	RENAULT	KWID RXT 1.0 SCE (4X2) M/T	2018	1.050	93,000,000	97,650,000
4706	103315 00035	MINIBUS	RENAULT	KWID RXT 1.0 SCE (4X2) M/T	2017	1.050	92,000,000	96,600,000
4707	103315 00036	MINIBUS	RENAULT	LAGUNA 1.9 dCi MT	2004	1.050	139,000,000	145,950,000
4708	103315 00036	MINIBUS	RENAULT	LAGUNA 1.9 dCi MT	2003	1.050	130,000,000	136,500,000
4709	103315 00036	MINIBUS	RENAULT	LAGUNA 1.9 dCi MT	2002	1.050	127,000,000	133,350,000
4710	103315 00037	MINIBUS	RENAULT	LODGY	2016	1.050	155,000,000	162,750,000
4711	103315 00037	MINIBUS	RENAULT	LODGY	2015	1.050	152,000,000	159,600,000
4712	103315 00038	MINIBUS	RENAULT	MEGANE 2.0 VVT 136 A/T	2009	1.050	211,000,000	221,550,000
4713	103315 00038	MINIBUS	RENAULT	MEGANE 2.0 VVT 136 A/T	2008	1.050	180,000,000	189,000,000
4714	103315 00038	MINIBUS	RENAULT	MEGANE 2.0 VVT 136 A/T	2007	1.050	156,000,000	163,800,000
4715	103315 00038	MINIBUS	RENAULT	MEGANE 2.0 VVT 136 A/T	2006	1.050	145,000,000	152,250,000
4716	103315 00038	MINIBUS	RENAULT	MEGANE 2.0 VVT 136 A/T	2005	1.050	139,000,000	145,950,000
4717	103315 00038	MINIBUS	RENAULT	MEGANE 2.0 VVT 136 A/T	2004	1.050	116,000,000	121,800,000
4718	103315 00039	MINIBUS	RENAULT	MEGANE II AT	2007	1.050	162,000,000	170,100,000
4719	103315 00039	MINIBUS	RENAULT	MEGANE II AT	2006	1.050	142,000,000	149,100,000
4720	103315 00039	MINIBUS	RENAULT	MEGANE II AT	2005	1.050	137,000,000	143,850,000
4721	103315 00039	MINIBUS	RENAULT	MEGANE II AT	2004	1.050	113,000,000	118,650,000
4722	103315 00040	MINIBUS	RENAULT	MEGANE II MT	2007	1.050	155,000,000	162,750,000
4723	103315 00040	MINIBUS	RENAULT	MEGANE II MT	2006	1.050	140,000,000	147,000,000
4724	103315 00040	MINIBUS	RENAULT	MEGANE II MT	2005	1.050	135,000,000	141,750,000
4725	103315 00040	MINIBUS	RENAULT	MEGANE II MT	2004	1.050	110,000,000	115,500,000
4726	103315 00041	MINIBUS	RENAULT	MEGANE RENAULT SPORT	2016	1.050	623,000,000	654,150,000
4727	103315 00041	MINIBUS	RENAULT	MEGANE RENAULT SPORT	2015	1.050	584,000,000	613,200,000
4728	103315 00041	MINIBUS	RENAULT	MEGANE RENAULT SPORT	2014	1.050	509,000,000	534,450,000
4729	103315 00041	MINIBUS	RENAULT	MEGANE RENAULT SPORT	2013	1.050	435,000,000	456,750,000
4730	103315 00042	MINIBUS	RENAULT	MGN II 1.6 AT	2005	1.050	140,000,000	147,000,000
4731	103315 00043	MINIBUS	RENAULT	MGN II 1.6 MT	2005	1.050	140,000,000	147,000,000
4732	103315 00044	MINIBUS	RENAULT	NEW KOLEOS 2.5 CVT (4X2) A/T	2018	1.050	363,000,000	381,150,000
4733	103315 00044	MINIBUS	RENAULT	NEW KOLEOS 2.5 CVT (4X2) A/T	2017	1.050	359,000,000	376,950,000
4734	103315 00045	MINIBUS	RENAULT	SCENIC 1.4 MT	2004	1.050	76,000,000	79,800,000
4735	103315 00045	MINIBUS	RENAULT	SCENIC 1.4 MT	2003	1.050	73,000,000	76,650,000
4736	103315 00045	MINIBUS	RENAULT	SCENIC 1.4 MT	2002	1.050	70,000,000	73,500,000
4737	103315 00045	MINIBUS	RENAULT	SCENIC 1.4 MT	2001	1.050	67,000,000	70,350,000
4738	103315 00046	MINIBUS	RENAULT	SCENIC 1.9 MT	2005	1.050	119,000,000	124,950,000
4739	103315 00046	MINIBUS	RENAULT	SCENIC 1.9 MT	2004	1.050	98,000,000	102,900,000
4740	103315 00046	MINIBUS	RENAULT	SCENIC 1.9 MT	2003	1.050	93,000,000	97,650,000
4741	103315 00046	MINIBUS	RENAULT	SCENIC 1.9 MT	2002	1.050	88,000,000	92,400,000
4742	103315 00046	MINIBUS	RENAULT	SCENIC 1.9 MT	2001	1.050	84,000,000	88,200,000
4743	103315 00047	MINIBUS	RENAULT	SCENIC 2.0 AT	2006	1.050	131,000,000	137,550,000
4744	103315 00047	MINIBUS	RENAULT	SCENIC 2.0 AT	2005	1.050	127,000,000	133,350,000
4745	103315 00047	MINIBUS	RENAULT	SCENIC 2.0 AT	2004	1.050	104,000,000	109,200,000
4746	103315 00047	MINIBUS	RENAULT	SCENIC 2.0 AT	2003	1.050	98,000,000	102,900,000
4747	103315 00047	MINIBUS	RENAULT	SCENIC 2.0 AT	2002	1.050	97,000,000	101,850,000
4748	103315 00047	MINIBUS	RENAULT	SCENIC 2.0 AT	2001	1.050	92,000,000	96,600,000
4749	103315 00048	MINIBUS	RENAULT	SCENIC dTi	2004	1.050	87,000,000	91,350,000
4750	103347 00005	MINIBUS	SMART	CC ONE	2003	1.050	96,000,000	100,800,000
4751	103347 00005	MINIBUS	SMART	CC ONE	2002	1.050	86,000,000	90,300,000
4752	103347 00005	MINIBUS	SMART	CC ONE	2001	1.050	77,000,000	80,850,000
4753	103347 00005	MINIBUS	SMART	CC ONE	2000	1.050	73,000,000	76,650,000
4754	103347 00006	MINIBUS	SMART	FORFOUR	2005	1.050	117,000,000	122,850,000
4755	103347 00007	MINIBUS	SMART	FORTWO 30KW ELECTRIC DRIVE A/T (CBU)	2011	1.050	350,000,000	367,500,000
4756	103347 00008	MINIBUS	SMART	FORTWO 45KW MHD COUPE A/T (CBU)	2015	1.050	218,000,000	228,900,000
4757	103347 00008	MINIBUS	SMART	FORTWO 45KW MHD COUPE A/T (CBU)	2014	1.050	207,000,000	217,350,000
4758	103347 00008	MINIBUS	SMART	FORTWO 45KW MHD COUPE A/T (CBU)	2013	1.050	198,000,000	207,900,000
4759	103347 00008	MINIBUS	SMART	FORTWO 45KW MHD COUPE A/T (CBU)	2012	1.050	197,000,000	206,850,000
4760	103347 00008	MINIBUS	SMART	FORTWO 45KW MHD COUPE A/T (CBU)	2011	1.050	193,000,000	202,650,000
4761	103347 00009	MINIBUS	SMART	FORTWO 52KW MHD CABRIO A/T (CBU)	2015	1.050	267,000,000	280,350,000
4762	103347 00009	MINIBUS	SMART	FORTWO 52KW MHD CABRIO A/T (CBU)	2014	1.050	254,000,000	266,700,000
4763	103347 00009	MINIBUS	SMART	FORTWO 52KW MHD CABRIO A/T (CBU)	2013	1.050	240,000,000	252,000,000
4764	103347 00009	MINIBUS	SMART	FORTWO 52KW MHD CABRIO A/T (CBU)	2012	1.050	228,000,000	239,400,000
4765	103347 00009	MINIBUS	SMART	FORTWO 52KW MHD CABRIO A/T (CBU)	2011	1.050	218,000,000	228,900,000
4766	103347 00010	MINIBUS	SMART	FORTWO 52KW MHD COUPE A/T (CBU)	2015	1.050	248,000,000	260,400,000

NO	KODING	JENIS	MEREK	TIPE	TH BUAT	BOBOT	NJKB	DP PKB
1	2	3	4	5	6	7	8	9
4767	103347 00010	MINIBUS	SMART	FORTWO 52KW MHD COUPE A/T (CBU)	2014	1.050	235,000,000	246,750,000
4768	103347 00010	MINIBUS	SMART	FORTWO 52KW MHD COUPE A/T (CBU)	2013	1.050	222,000,000	233,100,000
4769	103347 00010	MINIBUS	SMART	FORTWO 52KW MHD COUPE A/T (CBU)	2012	1.050	212,000,000	222,600,000
4770	103347 00010	MINIBUS	SMART	FORTWO 52KW MHD COUPE A/T (CBU)	2011	1.050	200,000,000	210,000,000
4771	103347 00012	MINIBUS	SMART	FORTWO 75KW BRABUS CABRIO AT (A451) (CBU)	2015	1.050	406,000,000	426,300,000
4772	103347 00011	MINIBUS	SMART	FORTWO 75KW BRABUS CABRIO A/T (CBU)	2015	1.050	425,000,000	446,250,000
4773	103347 00011	MINIBUS	SMART	FORTWO 75KW BRABUS CABRIO A/T (CBU)	2014	1.050	405,000,000	425,250,000
4774	103347 00011	MINIBUS	SMART	FORTWO 75KW BRABUS CABRIO A/T (CBU)	2013	1.050	387,000,000	406,350,000
4775	103347 00013	MINIBUS	SMART	FORTWO 75KW BRABUS COUPE A/T (CBU)	2015	1.050	356,000,000	373,800,000
4776	103347 00013	MINIBUS	SMART	FORTWO 75KW BRABUS COUPE A/T (CBU)	2014	1.050	338,000,000	354,900,000
4777	103347 00013	MINIBUS	SMART	FORTWO 75KW BRABUS COUPE A/T (CBU)	2013	1.050	321,000,000	337,050,000
4778	103347 00013	MINIBUS	SMART	FORTWO 75KW BRABUS COUPE A/T (CBU)	2011	1.050	305,000,000	320,250,000
4779	103356 00053	MINIBUS	SUBARU	FORESTER 2.0X AWD 4 A/T	2015	1.050	323,000,000	339,150,000
4780	103356 00053	MINIBUS	SUBARU	FORESTER 2.0X AWD 4 A/T	2014	1.050	308,000,000	323,400,000
4781	103356 00053	MINIBUS	SUBARU	FORESTER 2.0X AWD 4 A/T	2013	1.050	292,000,000	306,600,000
4782	103356 00054	MINIBUS	SUBARU	FORESTER 2.0XT AWD CVT	2015	1.050	394,000,000	413,700,000
4783	103356 00054	MINIBUS	SUBARU	FORESTER 2.0XT AWD CVT	2014	1.050	375,000,000	393,750,000
4784	103356 00054	MINIBUS	SUBARU	FORESTER 2.0XT AWD CVT	2013	1.050	358,000,000	375,900,000
4785	103356 00055	MINIBUS	SUBARU	FORESTER 2.5 XT AWD 4 A/T	2015	1.050	424,000,000	445,200,000
4786	103356 00055	MINIBUS	SUBARU	FORESTER 2.5 XT AWD 4 A/T	2014	1.050	404,000,000	424,200,000
4787	103356 00055	MINIBUS	SUBARU	FORESTER 2.5 XT AWD 4 A/T	2013	1.050	383,000,000	402,150,000
4788	103356 00056	MINIBUS	SUBARU	OUTBACK 2.5I AWD CVT	2016	1.050	482,000,000	506,100,000
4789	103356 00056	MINIBUS	SUBARU	OUTBACK 2.5I AWD CVT	2015	1.050	462,000,000	485,100,000
4790	103356 00056	MINIBUS	SUBARU	OUTBACK 2.5I AWD CVT	2014	1.050	440,000,000	462,000,000
4791	103356 00056	MINIBUS	SUBARU	OUTBACK 2.5I AWD CVT	2013	1.050	418,000,000	438,900,000
4792	103356 00057	MINIBUS	SUBARU	TRIBECA 3.6 AWD 5 A/T	2015	1.050	755,000,000	792,750,000
4793	103356 00057	MINIBUS	SUBARU	TRIBECA 3.6 AWD 5 A/T	2014	1.050	718,000,000	753,900,000
4794	103356 00057	MINIBUS	SUBARU	TRIBECA 3.6 AWD 5 A/T	2013	1.050	683,000,000	717,150,000
4795	103356 00058	MINIBUS	SUBARU	XV 2.0i AWD CVT	2016	1.050	301,000,000	316,050,000
4796	103356 00058	MINIBUS	SUBARU	XV 2.0i AWD CVT	2015	1.050	292,000,000	306,600,000
4797	103356 00058	MINIBUS	SUBARU	XV 2.0i AWD CVT	2014	1.050	283,000,000	297,150,000
4798	103356 00058	MINIBUS	SUBARU	XV 2.0i AWD CVT	2013	1.050	265,000,000	278,250,000
4799	103364 00091	MINIBUS	SUZUKI	1K1FS (4X2) A/T	2019	1.050	169,000,000	177,450,000
4800	103364 00091	MINIBUS	SUZUKI	1K1FS (4X2) A/T	2018	1.050	161,000,000	169,050,000
4801	103364 00091	MINIBUS	SUZUKI	1K1FS (4X2) A/T	2017	1.050	153,000,000	160,650,000
4802	103364 00092	MINIBUS	SUZUKI	1K1FS (4X2) M/T	2019	1.050	160,000,000	168,000,000
4803	103364 00092	MINIBUS	SUZUKI	1K1FS (4X2) M/T	2018	1.050	152,000,000	159,600,000
4804	103364 00092	MINIBUS	SUZUKI	1K1FS (4X2) M/T	2017	1.050	145,000,000	152,250,000
4805	103364 00094	MINIBUS	SUZUKI	A1J310F GA (4X2) M/T	2019	1.050	84,000,000	88,200,000
4806	103364 00094	MINIBUS	SUZUKI	A1J310F GA (4X2) M/T	2018	1.050	80,000,000	84,000,000
4807	103364 00094	MINIBUS	SUZUKI	A1J310F GA (4X2) M/T	2017	1.050	76,000,000	79,800,000
4808	103364 00094	MINIBUS	SUZUKI	A1J310F GA (4X2) M/T	2016	1.050	73,000,000	76,650,000
4809	103364 00094	MINIBUS	SUZUKI	A1J310F GA (4X2) M/T	2015	1.050	70,000,000	73,500,000
4810	103364 00094	MINIBUS	SUZUKI	A1J310F GA (4X2) M/T	2014	1.050	67,000,000	70,350,000
4811	103364 00094	MINIBUS	SUZUKI	A1J310F GA (4X2) M/T	2013	1.050	64,000,000	67,200,000
4812	103364 00095	MINIBUS	SUZUKI	A1J310F GL (4X2) AT	2019	1.050	101,000,000	106,050,000
4813	103364 00095	MINIBUS	SUZUKI	A1J310F GL (4X2) AT	2018	1.050	96,000,000	100,800,000
4814	103364 00095	MINIBUS	SUZUKI	A1J310F GL (4X2) AT	2017	1.050	92,000,000	96,600,000
4815	103364 00095	MINIBUS	SUZUKI	A1J310F GL (4X2) AT	2016	1.050	88,000,000	92,400,000
4816	103364 00095	MINIBUS	SUZUKI	A1J310F GL (4X2) AT	2015	1.050	84,000,000	88,200,000
4817	103364 00096	MINIBUS	SUZUKI	A1J310F GL (4X2) M/T	2019	1.050	94,000,000	98,700,000
4818	103364 00096	MINIBUS	SUZUKI	A1J310F GL (4X2) M/T	2018	1.050	90,000,000	94,500,000
4819	103364 00096	MINIBUS	SUZUKI	A1J310F GL (4X2) M/T	2017	1.050	86,000,000	90,300,000
4820	103364 00096	MINIBUS	SUZUKI	A1J310F GL (4X2) M/T	2016	1.050	82,000,000	86,100,000
4821	103364 00096	MINIBUS	SUZUKI	A1J310F GL (4X2) M/T	2015	1.050	78,000,000	81,900,000
4822	103364 00096	MINIBUS	SUZUKI	A1J310F GL (4X2) M/T	2014	1.050	75,000,000	78,750,000
4823	103364 00096	MINIBUS	SUZUKI	A1J310F GL (4X2) M/T	2013	1.050	72,000,000	75,600,000
4824	103364 00097	MINIBUS	SUZUKI	A1J310F GS (4X2) AT	2019	1.050	108,000,000	113,400,000
4825	103364 00097	MINIBUS	SUZUKI	A1J310F GS (4X2) AT	2018	1.050	103,000,000	108,150,000
4826	103364 00097	MINIBUS	SUZUKI	A1J310F GS (4X2) AT	2017	1.050	98,000,000	102,900,000
4827	103364 00097	MINIBUS	SUZUKI	A1J310F GS (4X2) AT	2016	1.050	94,000,000	98,700,000
4828	103364 00097	MINIBUS	SUZUKI	A1J310F GS (4X2) AT	2015	1.050	90,000,000	94,500,000
4829	103364 00098	MINIBUS	SUZUKI	A1J310F GS (4X2) M/T	2019	1.050	101,000,000	106,050,000
4830	103364 00098	MINIBUS	SUZUKI	A1J310F GS (4X2) M/T	2018	1.050	96,000,000	100,800,000
4831	103364 00098	MINIBUS	SUZUKI	A1J310F GS (4X2) M/T	2017	1.050	92,000,000	96,600,000
4832	103364 00098	MINIBUS	SUZUKI	A1J310F GS (4X2) M/T	2016	1.050	88,000,000	92,400,000
4833	103364 00098	MINIBUS	SUZUKI	A1J310F GS (4X2) M/T	2015	1.050	84,000,000	88,200,000
4834	103364 00098	MINIBUS	SUZUKI	A1J310F GS (4X2) M/T	2014	1.050	80,000,000	84,000,000
4835	103364 00099	MINIBUS	SUZUKI	A1J310F GX 4X2 AT	2016	1.050	84,000,000	88,200,000
4836	103364 00099	MINIBUS	SUZUKI	A1J310F GX 4X2 AT	2015	1.050	77,000,000	80,850,000
4837	103364 00100	MINIBUS	SUZUKI	A1J310F GX 4X2 M/T	2016	1.050	78,000,000	81,900,000
4838	103364 00100	MINIBUS	SUZUKI	A1J310F GX 4X2 M/T	2015	1.050	73,000,000	76,650,000
4839	103364 00100	MINIBUS	SUZUKI	A1J310F GX 4X2 M/T	2014	1.050	72,000,000	75,600,000
4840	103364 00100	MINIBUS	SUZUKI	A1J310F GX 4X2 M/T	2013	1.050	65,000,000	68,250,000
4841	103364 00101	MINIBUS	SUZUKI	AERIO AT (CBU)	2001	1.050	150,000,000	157,500,000
4842	103364 00102	MINIBUS	SUZUKI	AERIO DX - AT	2007	1.050	112,000,000	117,600,000
4843	103364 00102	MINIBUS	SUZUKI	AERIO DX - AT	2006	1.050	107,000,000	112,350,000
4844	103364 00102	MINIBUS	SUZUKI	AERIO DX - AT	2005	1.050	104,000,000	109,200,000
4845	103364 00102	MINIBUS	SUZUKI	AERIO DX - AT	2004	1.050	98,000,000	102,900,000
4846	103364 00102	MINIBUS	SUZUKI	AERIO DX - AT	2003	1.050	93,000,000	97,650,000
4847	103364 00102	MINIBUS	SUZUKI	AERIO DX - AT	2002	1.050	90,000,000	94,500,000
4848	103364 00103	MINIBUS	SUZUKI	AERIO DX - MT	2007	1.050	102,000,000	107,100,000
4849	103364 00103	MINIBUS	SUZUKI	AERIO DX - MT	2006	1.050	98,000,000	102,900,000
4850	103364 00103	MINIBUS	SUZUKI	AERIO DX - MT	2005	1.050	95,000,000	99,750,000
4851	103364 00103	MINIBUS	SUZUKI	AERIO DX - MT	2004	1.050	90,000,000	94,500,000
4852	103364 00103	MINIBUS	SUZUKI	AERIO DX - MT	2003	1.050	84,000,000	88,200,000
4853	103364 00103	MINIBUS	SUZUKI	AERIO DX - MT	2002	1.050	83,000,000	87,150,000
4854	103364 00104	MINIBUS	SUZUKI	AERIO GX - AT	2007	1.050	119,000,000	124,950,000
4855	103364 00104	MINIBUS	SUZUKI	AERIO GX - AT	2006	1.050	115,000,000	120,750,000
4856	103364 00104	MINIBUS	SUZUKI	AERIO GX - AT	2005	1.050	111,000,000	116,550,000

NO	KODING	JENIS	MERЕК	TIPE	TH BUAT	BOBOT	NJKB	DP PKB
1	2	3	4	5	6	7	8	9
4857	103364 00104	MINIBUS	SUZUKI	AERIO GX - AT	2004	1.050	103,000,000	108,150,000
4858	103364 00104	MINIBUS	SUZUKI	AERIO GX - AT	2003	1.050	96,000,000	100,800,000
4859	103364 00104	MINIBUS	SUZUKI	AERIO GX - AT	2002	1.050	94,000,000	98,700,000
4860	103364 00105	MINIBUS	SUZUKI	AERIO GX - MT	2007	1.050	110,000,000	115,500,000
4861	103364 00105	MINIBUS	SUZUKI	AERIO GX - MT	2006	1.050	107,000,000	112,350,000
4862	103364 00105	MINIBUS	SUZUKI	AERIO GX - MT	2005	1.050	101,000,000	106,050,000
4863	103364 00105	MINIBUS	SUZUKI	AERIO GX - MT	2004	1.050	95,000,000	99,750,000
4864	103364 00105	MINIBUS	SUZUKI	AERIO GX - MT	2003	1.050	92,000,000	96,600,000
4865	103364 00105	MINIBUS	SUZUKI	AERIO GX - MT	2002	1.050	89,000,000	93,450,000
4866	103364 00106	MINIBUS	SUZUKI	AERIO SX - AT	2007	1.050	109,000,000	114,450,000
4867	103364 00106	MINIBUS	SUZUKI	AERIO SX - AT	2006	1.050	105,000,000	110,250,000
4868	103364 00106	MINIBUS	SUZUKI	AERIO SX - AT	2005	1.050	101,000,000	106,050,000
4869	103364 00106	MINIBUS	SUZUKI	AERIO SX - AT	2004	1.050	96,000,000	100,800,000
4870	103364 00106	MINIBUS	SUZUKI	AERIO SX - AT	2003	1.050	90,000,000	94,500,000
4871	103364 00106	MINIBUS	SUZUKI	AERIO SX - AT	2002	1.050	87,000,000	91,350,000
4872	103364 00107	MINIBUS	SUZUKI	AERIO SX - MT	2007	1.050	101,000,000	106,050,000
4873	103364 00107	MINIBUS	SUZUKI	AERIO SX - MT	2006	1.050	97,000,000	101,850,000
4874	103364 00107	MINIBUS	SUZUKI	AERIO SX - MT	2005	1.050	93,000,000	97,650,000
4875	103364 00107	MINIBUS	SUZUKI	AERIO SX - MT	2004	1.050	87,000,000	91,350,000
4876	103364 00107	MINIBUS	SUZUKI	AERIO SX - MT	2003	1.050	83,000,000	87,150,000
4877	103364 00107	MINIBUS	SUZUKI	AERIO SX - MT	2002	1.050	80,000,000	84,000,000
4878	103364 00108	MINIBUS	SUZUKI	AKN415F (4X2) A/T	2019	1.050	191,000,000	200,550,000
4879	103364 00108	MINIBUS	SUZUKI	AKN415F (4X2) A/T	2018	1.050	182,000,000	191,100,000
4880	103364 00108	MINIBUS	SUZUKI	AKN415F (4X2) A/T	2017	1.050	173,000,000	181,650,000
4881	103364 00108	MINIBUS	SUZUKI	AKN415F (4X2) A/T	2016	1.050	165,000,000	173,250,000
4882	103364 00109	MINIBUS	SUZUKI	AKN415F (4X2) M/T	2019	1.050	180,000,000	189,000,000
4883	103364 00109	MINIBUS	SUZUKI	AKN415F (4X2) M/T	2018	1.050	171,000,000	179,550,000
4884	103364 00109	MINIBUS	SUZUKI	AKN415F (4X2) M/T	2017	1.050	163,000,000	171,150,000
4885	103364 00109	MINIBUS	SUZUKI	AKN415F (4X2) M/T	2016	1.050	155,000,000	162,750,000
4886	103364 00110	MINIBUS	SUZUKI	AKN415G (4X2) A/T	2019	1.050	217,000,000	227,850,000
4887	103364 00110	MINIBUS	SUZUKI	AKN415G (4X2) A/T	2018	1.050	207,000,000	217,350,000
4888	103364 00110	MINIBUS	SUZUKI	AKN415G (4X2) A/T	2017	1.050	197,000,000	206,850,000
4889	103364 00111	MINIBUS	SUZUKI	AKN415G (4X2) M/T	2019	1.050	207,000,000	217,350,000
4890	103364 00111	MINIBUS	SUZUKI	AKN415G (4X2) M/T	2018	1.050	197,000,000	206,850,000
4891	103364 00111	MINIBUS	SUZUKI	AKN415G (4X2) M/T	2017	1.050	188,000,000	197,400,000
4892	103364 00112	MINIBUS	SUZUKI	ALTO LXI	2007	1.050	67,000,000	70,350,000
4893	103364 00115	MINIBUS	SUZUKI	ARK415F GA (4X2) M/T	2019	1.050	151,000,000	158,550,000
4894	103364 00115	MINIBUS	SUZUKI	ARK415F GA (4X2) M/T	2018	1.050	144,000,000	151,200,000
4895	103364 00116	MINIBUS	SUZUKI	ARK415F GL (4X2) A/T	2019	1.050	173,000,000	181,650,000
4896	103364 00116	MINIBUS	SUZUKI	ARK415F GL (4X2) A/T	2018	1.050	165,000,000	173,250,000
4897	103364 00119	MINIBUS	SUZUKI	ARK415FGL(4X2)M/T	2019	1.050	165,000,000	173,250,000
4898	103364 00119	MINIBUS	SUZUKI	ARK415FGL(4X2)M/T	2018	1.050	157,000,000	164,850,000
4899	103364 00117	MINIBUS	SUZUKI	ARK415F GS (4X2) A/T	2019	1.050	187,000,000	196,350,000
4900	103364 00117	MINIBUS	SUZUKI	ARK415F GS (4X2) A/T	2018	1.050	178,000,000	186,900,000
4901	103364 00118	MINIBUS	SUZUKI	ARK415F GS (4X2) M/T	2019	1.050	179,000,000	187,950,000
4902	103364 00118	MINIBUS	SUZUKI	ARK415F GS (4X2) M/T	2018	1.050	171,000,000	179,550,000
4903	103364 00113	MINIBUS	SUZUKI	ARK415F GT (4X2) A/T	2019	1.050	195,000,000	204,750,000
4904	103364 00114	MINIBUS	SUZUKI	ARK415F GT (4X2) M/T	2019	1.050	187,000,000	196,350,000
4905	103364 00120	MINIBUS	SUZUKI	ARK415FGX(4X2)A/T	2019	1.050	182,000,000	191,100,000
4906	103364 00120	MINIBUS	SUZUKI	ARK415FGX(4X2)A/T	2018	1.050	173,000,000	181,650,000
4907	103364 00121	MINIBUS	SUZUKI	ARK415FGX(4X2)M/T	2019	1.050	174,000,000	182,700,000
4908	103364 00121	MINIBUS	SUZUKI	ARK415FGX(4X2)M/T	2018	1.050	166,000,000	174,300,000
4909	103364 00093	MINIBUS	SUZUKI	A STAR 1.0 (4X2) Vxi	2012	1.050	76,000,000	79,800,000
4910	103364 00093	MINIBUS	SUZUKI	A STAR 1.0 (4X2) Vxi	2011	1.050	74,000,000	77,700,000
4911	103364 00122	MINIBUS	SUZUKI	AVI413FD (4X2) M/T	2019	1.050	165,000,000	173,250,000
4912	103364 00122	MINIBUS	SUZUKI	AVI413FD (4X2) M/T	2018	1.050	157,000,000	164,850,000
4913	103364 00122	MINIBUS	SUZUKI	AVI413FD (4X2) M/T	2017	1.050	150,000,000	157,500,000
4914	103364 00125	MINIBUS	SUZUKI	AVI414F DRZ 4x2 AT	2019	1.050	179,000,000	187,950,000
4915	103364 00125	MINIBUS	SUZUKI	AVI414F DRZ 4x2 AT	2018	1.050	171,000,000	179,550,000
4916	103364 00125	MINIBUS	SUZUKI	AVI414F DRZ 4x2 AT	2017	1.050	163,000,000	171,150,000
4917	103364 00125	MINIBUS	SUZUKI	AVI414F DRZ 4x2 AT	2016	1.050	155,000,000	162,750,000
4918	103364 00124	MINIBUS	SUZUKI	AVI414F DRZ (4X2) M/T	2019	1.050	169,000,000	177,450,000
4919	103364 00124	MINIBUS	SUZUKI	AVI414F DRZ (4X2) M/T	2018	1.050	161,000,000	169,050,000
4920	103364 00124	MINIBUS	SUZUKI	AVI414F DRZ (4X2) M/T	2017	1.050	153,000,000	160,650,000
4921	103364 00124	MINIBUS	SUZUKI	AVI414F DRZ (4X2) M/T	2016	1.050	146,000,000	153,300,000
4922	103364 00126	MINIBUS	SUZUKI	AVI414F DX (4X2) M/T	2019	1.050	156,000,000	163,800,000
4923	103364 00126	MINIBUS	SUZUKI	AVI414F DX (4X2) M/T	2018	1.050	149,000,000	156,450,000
4924	103364 00126	MINIBUS	SUZUKI	AVI414F DX (4X2) M/T	2017	1.050	142,000,000	149,100,000
4925	103364 00126	MINIBUS	SUZUKI	AVI414F DX (4X2) M/T	2016	1.050	135,000,000	141,750,000
4926	103364 00126	MINIBUS	SUZUKI	AVI414F DX (4X2) M/T	2015	1.050	129,000,000	135,450,000
4927	103364 00126	MINIBUS	SUZUKI	AVI414F DX (4X2) M/T	2014	1.050	123,000,000	129,150,000
4928	103364 00126	MINIBUS	SUZUKI	AVI414F DX (4X2) M/T	2013	1.050	117,000,000	122,850,000
4929	103364 00126	MINIBUS	SUZUKI	AVI414F DX (4X2) M/T	2012	1.050	112,000,000	117,600,000
4930	103364 00127	MINIBUS	SUZUKI	AVI414F SDX (4X2) MT	2019	1.050	165,000,000	173,250,000
4931	103364 00127	MINIBUS	SUZUKI	AVI414F SDX (4X2) MT	2018	1.050	157,000,000	164,850,000
4932	103364 00127	MINIBUS	SUZUKI	AVI414F SDX (4X2) MT	2017	1.050	150,000,000	157,500,000
4933	103364 00127	MINIBUS	SUZUKI	AVI414F SDX (4X2) MT	2016	1.050	143,000,000	150,150,000
4934	103364 00127	MINIBUS	SUZUKI	AVI414F SDX (4X2) MT	2015	1.050	136,000,000	142,800,000
4935	103364 00127	MINIBUS	SUZUKI	AVI414F SDX (4X2) MT	2014	1.050	130,000,000	136,500,000
4936	103364 00127	MINIBUS	SUZUKI	AVI414F SDX (4X2) MT	2013	1.050	124,000,000	130,200,000
4937	103364 00127	MINIBUS	SUZUKI	AVI414F SDX (4X2) MT	2012	1.050	118,000,000	123,900,000
4938	103364 00128	MINIBUS	SUZUKI	AVI414F STD (4X2) M/T	2019	1.050	144,000,000	151,200,000
4939	103364 00128	MINIBUS	SUZUKI	AVI414F STD (4X2) M/T	2018	1.050	137,000,000	143,850,000
4940	103364 00128	MINIBUS	SUZUKI	AVI414F STD (4X2) M/T	2017	1.050	131,000,000	137,550,000
4941	103364 00128	MINIBUS	SUZUKI	AVI414F STD (4X2) M/T	2016	1.050	125,000,000	131,250,000
4942	103364 00128	MINIBUS	SUZUKI	AVI414F STD (4X2) M/T	2015	1.050	119,000,000	124,950,000
4943	103364 00128	MINIBUS	SUZUKI	AVI414F STD (4X2) M/T	2014	1.050	114,000,000	119,700,000
4944	103364 00128	MINIBUS	SUZUKI	AVI414F STD (4X2) M/T	2013	1.050	109,000,000	114,450,000
4945	103364 00128	MINIBUS	SUZUKI	AVI414F STD (4X2) M/T	2012	1.050	104,000,000	109,200,000
4946	103364 00129	MINIBUS	SUZUKI	AVI414F TYPE2 (4X2) AT	2019	1.050	166,000,000	174,300,000

NO	KODING	JENIS	MERЕК	TIPE	TH BUAT	BOBOT	NJKB	DP PKB
1	2	3	4	5	6	7	8	9
4947	103364 00129	MINIBUS	SUZUKI	AVI414F TYPE2 (4X2) AT	2018	1.050	158,000,000	165,900,000
4948	103364 00129	MINIBUS	SUZUKI	AVI414F TYPE2 (4X2) AT	2017	1.050	151,000,000	158,550,000
4949	103364 00129	MINIBUS	SUZUKI	AVI414F TYPE2 (4X2) AT	2016	1.050	144,000,000	151,200,000
4950	103364 00129	MINIBUS	SUZUKI	AVI414F TYPE2 (4X2) AT	2015	1.050	137,000,000	143,850,000
4951	103364 00129	MINIBUS	SUZUKI	AVI414F TYPE2 (4X2) AT	2014	1.050	131,000,000	137,550,000
4952	103364 00129	MINIBUS	SUZUKI	AVI414F TYPE2 (4X2) AT	2013	1.050	125,000,000	131,250,000
4953	103364 00130	MINIBUS	SUZUKI	AVI414F TYPE2 SDX (4X2) A/T	2019	1.050	175,000,000	183,750,000
4954	103364 00130	MINIBUS	SUZUKI	AVI414F TYPE2 SDX (4X2) A/T	2018	1.050	167,000,000	175,350,000
4955	103364 00130	MINIBUS	SUZUKI	AVI414F TYPE2 SDX (4X2) A/T	2017	1.050	159,000,000	166,950,000
4956	103364 00130	MINIBUS	SUZUKI	AVI414F TYPE2 SDX (4X2) A/T	2016	1.050	152,000,000	159,600,000
4957	103364 00130	MINIBUS	SUZUKI	AVI414F TYPE2 SDX (4X2) A/T	2015	1.050	145,000,000	152,250,000
4958	103364 00130	MINIBUS	SUZUKI	AVI414F TYPE2 SDX (4X2) A/T	2014	1.050	138,000,000	144,900,000
4959	103364 00130	MINIBUS	SUZUKI	AVI414F TYPE2 SDX (4X2) A/T	2013	1.050	132,000,000	138,600,000
4960	103364 00123	MINIBUS	SUZUKI	AVI414F TYPE2 SDX (4X2) MT	2015	1.050	143,000,000	150,150,000
4961	103364 00123	MINIBUS	SUZUKI	AVI414F TYPE2 SDX (4X2) MT	2014	1.050	136,000,000	142,800,000
4962	103364 00123	MINIBUS	SUZUKI	AVI414F TYPE2 SDX (4X2) MT	2013	1.050	130,000,000	136,500,000
4963	103364 00123	MINIBUS	SUZUKI	AVI414F TYPE2 SDX (4X2) MT	2012	1.050	124,000,000	130,200,000
4964	103364 00131	MINIBUS	SUZUKI	AVK310FGX 4X 2 A/T	2019	1.050	130,000,000	136,500,000
4965	103364 00131	MINIBUS	SUZUKI	AVK310FGX 4X 2 A/T	2018	1.050	124,000,000	130,200,000
4966	103364 00131	MINIBUS	SUZUKI	AVK310FGX 4X 2 A/T	2017	1.050	118,000,000	123,900,000
4967	103364 00131	MINIBUS	SUZUKI	AVK310FGX 4X 2 A/T	2016	1.050	113,000,000	118,650,000
4968	103364 00131	MINIBUS	SUZUKI	AVK310FGX 4X 2 A/T	2015	1.050	108,000,000	113,400,000
4969	103364 00132	MINIBUS	SUZUKI	AVK310FGX 4X2 M/T	2019	1.050	121,000,000	127,050,000
4970	103364 00132	MINIBUS	SUZUKI	AVK310FGX 4X2 M/T	2018	1.050	115,000,000	120,750,000
4971	103364 00132	MINIBUS	SUZUKI	AVK310FGX 4X2 M/T	2017	1.050	110,000,000	115,500,000
4972	103364 00132	MINIBUS	SUZUKI	AVK310FGX 4X2 M/T	2016	1.050	105,000,000	110,250,000
4973	103364 00132	MINIBUS	SUZUKI	AVK310FGX 4X2 M/T	2015	1.050	100,000,000	105,000,000
4974	103364 00133	MINIBUS	SUZUKI	AZF414F (4X2) A/T	2019	1.050	170,000,000	178,500,000
4975	103364 00133	MINIBUS	SUZUKI	AZF414F (4X2) A/T	2018	1.050	162,000,000	170,100,000
4976	103364 00133	MINIBUS	SUZUKI	AZF414F (4X2) A/T	2017	1.050	154,000,000	161,700,000
4977	103364 00133	MINIBUS	SUZUKI	AZF414F (4X2) A/T	2016	1.050	147,000,000	154,350,000
4978	103364 00133	MINIBUS	SUZUKI	AZF414F (4X2) A/T	2015	1.050	140,000,000	147,000,000
4979	103364 00133	MINIBUS	SUZUKI	AZF414F (4X2) A/T	2014	1.050	133,000,000	139,650,000
4980	103364 00133	MINIBUS	SUZUKI	AZF414F (4X2) A/T	2013	1.050	127,000,000	133,350,000
4981	103364 00133	MINIBUS	SUZUKI	AZF414F (4X2) A/T	2012	1.050	121,000,000	127,050,000
4982	103364 00134	MINIBUS	SUZUKI	AZF414F (4X2) M/T	2016	1.050	128,000,000	134,400,000
4983	103364 00134	MINIBUS	SUZUKI	AZF414F (4X2) M/T	2015	1.050	125,000,000	131,250,000
4984	103364 00134	MINIBUS	SUZUKI	AZF414F (4X2) M/T	2014	1.050	123,000,000	129,150,000
4985	103364 00134	MINIBUS	SUZUKI	AZF414F (4X2) M/T	2013	1.050	121,000,000	127,050,000
4986	103364 00134	MINIBUS	SUZUKI	AZF414F (4X2) M/T	2012	1.050	120,000,000	126,000,000
4987	103364 00135	MINIBUS	SUZUKI	AZF414F GL (4X2) A/T	2016	1.050	148,000,000	155,400,000
4988	103364 00135	MINIBUS	SUZUKI	AZF414F GL (4X2) A/T	2015	1.050	143,000,000	150,150,000
4989	103364 00135	MINIBUS	SUZUKI	AZF414F GL (4X2) A/T	2014	1.050	136,000,000	142,800,000
4990	103364 00135	MINIBUS	SUZUKI	AZF414F GL (4X2) A/T	2013	1.050	129,000,000	135,450,000
4991	103364 00135	MINIBUS	SUZUKI	AZF414F GL (4X2) A/T	2012	1.050	123,000,000	129,150,000
4992	103364 00136	MINIBUS	SUZUKI	AZF414F GX (4X2) M/T	2019	1.050	163,000,000	171,150,000
4993	103364 00136	MINIBUS	SUZUKI	AZF414F GX (4X2) M/T	2018	1.050	155,000,000	162,750,000
4994	103364 00136	MINIBUS	SUZUKI	AZF414F GX (4X2) M/T	2017	1.050	148,000,000	155,400,000
4995	103364 00136	MINIBUS	SUZUKI	AZF414F GX (4X2) M/T	2016	1.050	141,000,000	148,050,000
4996	103364 00136	MINIBUS	SUZUKI	AZF414F GX (4X2) M/T	2015	1.050	134,000,000	140,700,000
4997	103364 00136	MINIBUS	SUZUKI	AZF414F GX (4X2) M/T	2014	1.050	128,000,000	134,400,000
4998	103364 00136	MINIBUS	SUZUKI	AZF414F GX (4X2) M/T	2013	1.050	122,000,000	128,100,000
4999	103364 00136	MINIBUS	SUZUKI	AZF414F GX (4X2) M/T	2012	1.050	116,000,000	121,800,000
5000	103364 00137	MINIBUS	SUZUKI	AZF414F SE (4X2) A/T	2019	1.050	182,000,000	191,100,000
5001	103364 00137	MINIBUS	SUZUKI	AZF414F SE (4X2) A/T	2018	1.050	173,000,000	181,650,000
5002	103364 00137	MINIBUS	SUZUKI	AZF414F SE (4X2) A/T	2017	1.050	165,000,000	173,250,000
5003	103364 00137	MINIBUS	SUZUKI	AZF414F SE (4X2) A/T	2016	1.050	157,000,000	164,850,000
5004	103364 00137	MINIBUS	SUZUKI	AZF414F SE (4X2) A/T	2015	1.050	150,000,000	157,500,000
5005	103364 00138	MINIBUS	SUZUKI	AZF414F SE (4X2) M/T	2019	1.050	175,000,000	183,750,000
5006	103364 00138	MINIBUS	SUZUKI	AZF414F SE (4X2) M/T	2018	1.050	167,000,000	175,350,000
5007	103364 00138	MINIBUS	SUZUKI	AZF414F SE (4X2) M/T	2017	1.050	159,000,000	166,950,000
5008	103364 00138	MINIBUS	SUZUKI	AZF414F SE (4X2) M/T	2016	1.050	152,000,000	159,600,000
5009	103364 00138	MINIBUS	SUZUKI	AZF414F SE (4X2) M/T	2015	1.050	145,000,000	152,250,000
5010	103364 00139	MINIBUS	SUZUKI	AZH414F (4X2) A/T	2015	1.050	232,000,000	243,600,000
5011	103364 00140	MINIBUS	SUZUKI	AZH414F (4X2) M/T	2015	1.050	219,000,000	229,950,000
5012	103364 00142	MINIBUS	SUZUKI	AZH416F (4X2) A/T	2016	1.050	235,000,000	246,750,000
5013	103364 00142	MINIBUS	SUZUKI	AZH416F (4X2) A/T	2015	1.050	228,000,000	239,400,000
5014	103364 00142	MINIBUS	SUZUKI	AZH416F (4X2) A/T	2014	1.050	221,000,000	232,050,000
5015	103364 00142	MINIBUS	SUZUKI	AZH416F (4X2) A/T	2013	1.050	214,000,000	224,700,000
5016	103364 00141	MINIBUS	SUZUKI	AZH416F (4X2) M/T	2016	1.050	224,000,000	235,200,000
5017	103364 00141	MINIBUS	SUZUKI	AZH416F (4X2) M/T	2015	1.050	211,000,000	221,550,000
5018	103364 00141	MINIBUS	SUZUKI	AZH416F (4X2) M/T	2014	1.050	201,000,000	211,050,000
5019	103364 00141	MINIBUS	SUZUKI	AZH416F (4X2) M/T	2013	1.050	200,000,000	210,000,000
5020	103364 00143	MINIBUS	SUZUKI	CARRY ST 100	2012	1.050	77,000,000	80,850,000
5021	103364 00143	MINIBUS	SUZUKI	CARRY ST 100	2011	1.050	76,000,000	79,800,000
5022	103364 00143	MINIBUS	SUZUKI	CARRY ST 100	2010	1.050	73,000,000	76,650,000
5023	103364 00143	MINIBUS	SUZUKI	CARRY ST 100	2009	1.050	65,000,000	68,250,000
5024	103364 00143	MINIBUS	SUZUKI	CARRY ST 100	2008	1.050	59,000,000	61,950,000
5025	103364 00143	MINIBUS	SUZUKI	CARRY ST 100	2007	1.050	54,000,000	56,700,000
5026	103364 00143	MINIBUS	SUZUKI	CARRY ST 100	2006	1.050	51,000,000	53,550,000
5027	103364 00143	MINIBUS	SUZUKI	CARRY ST 100	2005	1.050	50,000,000	52,500,000
5028	103364 00143	MINIBUS	SUZUKI	CARRY ST 100	2004	1.050	47,000,000	49,350,000
5029	103364 00143	MINIBUS	SUZUKI	CARRY ST 100	2003	1.050	43,000,000	45,150,000
5030	103364 00143	MINIBUS	SUZUKI	CARRY ST 100	2002	1.050	42,000,000	44,100,000
5031	103364 00143	MINIBUS	SUZUKI	CARRY ST 100	2001	1.050	41,000,000	43,050,000
5032	103364 00143	MINIBUS	SUZUKI	CARRY ST 100	2000	1.050	40,000,000	42,000,000
5033	103364 00143	MINIBUS	SUZUKI	CARRY ST 100	1999	1.050	38,000,000	39,900,000
5034	103364 00143	MINIBUS	SUZUKI	CARRY ST 100	1998	1.050	37,000,000	38,850,000
5035	103364 00143	MINIBUS	SUZUKI	CARRY ST 100	1997	1.050	35,000,000	36,750,000
5036	103364 00143	MINIBUS	SUZUKI	CARRY ST 100	1996	1.050	33,000,000	34,650,000

NO	KODING	JENIS	MERЕК	TIPE	TH BUAT	BOBOT	NJKB	DP PKB
1	2	3	4	5	6	7	8	9
5037	103364 00143	MINIBUS	SUZUKI	CARRY ST 100	1995	1.050	29,000,000	30,450,000
5038	103364 00143	MINIBUS	SUZUKI	CARRY ST 100	1994	1.050	27,000,000	28,350,000
5039	103364 00143	MINIBUS	SUZUKI	CARRY ST 100	1993	1.050	24,000,000	25,200,000
5040	103364 00143	MINIBUS	SUZUKI	CARRY ST 100	1992	1.050	22,000,000	23,100,000
5041	103364 00143	MINIBUS	SUZUKI	CARRY ST 100	1991	1.050	21,000,000	22,050,000
5042	103364 00143	MINIBUS	SUZUKI	CARRY ST 100	1990	1.050	19,000,000	19,950,000
5043	103364 00143	MINIBUS	SUZUKI	CARRY ST 100	1989	1.050	18,500,000	19,425,000
5044	103364 00143	MINIBUS	SUZUKI	CARRY ST 100	1988	1.050	18,000,000	18,900,000
5045	103364 00143	MINIBUS	SUZUKI	CARRY ST 100	1987	1.050	17,000,000	17,850,000
5046	103364 00143	MINIBUS	SUZUKI	CARRY ST 100	1986	1.050	16,000,000	16,800,000
5047	103364 00143	MINIBUS	SUZUKI	CARRY ST 100	1985	1.050	15,000,000	15,750,000
5048	103364 00143	MINIBUS	SUZUKI	CARRY ST 100	1984	1.050	14,000,000	14,700,000
5049	103364 00143	MINIBUS	SUZUKI	CARRY ST 100	1983	1.050	13,000,000	13,650,000
5050	103364 00144	MINIBUS	SUZUKI	CARRY ST 130 FUTURA	2003	1.050	49,000,000	51,450,000
5051	103364 00144	MINIBUS	SUZUKI	CARRY ST 130 FUTURA	2002	1.050	48,000,000	50,400,000
5052	103364 00144	MINIBUS	SUZUKI	CARRY ST 130 FUTURA	2001	1.050	45,000,000	47,250,000
5053	103364 00144	MINIBUS	SUZUKI	CARRY ST 130 FUTURA	2000	1.050	44,000,000	46,200,000
5054	103364 00144	MINIBUS	SUZUKI	CARRY ST 130 FUTURA	1999	1.050	39,000,000	40,950,000
5055	103364 00144	MINIBUS	SUZUKI	CARRY ST 130 FUTURA	1998	1.050	38,000,000	39,900,000
5056	103364 00144	MINIBUS	SUZUKI	CARRY ST 130 FUTURA	1997	1.050	37,000,000	38,850,000
5057	103364 00144	MINIBUS	SUZUKI	CARRY ST 130 FUTURA	1996	1.050	35,000,000	36,750,000
5058	103364 00144	MINIBUS	SUZUKI	CARRY ST 130 FUTURA	1995	1.050	31,000,000	32,550,000
5059	103364 00144	MINIBUS	SUZUKI	CARRY ST 130 FUTURA	1994	1.050	29,000,000	30,450,000
5060	103364 00144	MINIBUS	SUZUKI	CARRY ST 130 FUTURA	1993	1.050	26,000,000	27,300,000
5061	103364 00144	MINIBUS	SUZUKI	CARRY ST 130 FUTURA	1992	1.050	23,000,000	24,150,000
5062	103364 00144	MINIBUS	SUZUKI	CARRY ST 130 FUTURA	1991	1.050	22,000,000	23,100,000
5063	103364 00144	MINIBUS	SUZUKI	CARRY ST 130 FUTURA	1990	1.050	20,000,000	21,000,000
5064	103364 00145	MINIBUS	SUZUKI	DR 412(4x2) AT	2016	1.050	125,000,000	131,250,000
5065	103364 00145	MINIBUS	SUZUKI	DR 412(4x2) AT	2015	1.050	123,000,000	129,150,000
5066	103364 00145	MINIBUS	SUZUKI	DR 412(4x2) AT	2014	1.050	117,000,000	122,850,000
5067	103364 00145	MINIBUS	SUZUKI	DR 412(4x2) AT	2013	1.050	111,000,000	116,550,000
5068	103364 00146	MINIBUS	SUZUKI	DR 412(4x2) MT	2016	1.050	116,000,000	121,800,000
5069	103364 00146	MINIBUS	SUZUKI	DR 412(4x2) MT	2015	1.050	108,000,000	113,400,000
5070	103364 00146	MINIBUS	SUZUKI	DR 412(4x2) MT	2014	1.050	103,000,000	108,150,000
5071	103364 00146	MINIBUS	SUZUKI	DR 412(4x2) MT	2013	1.050	98,000,000	102,900,000
5072	103364 00147	MINIBUS	SUZUKI	EVERY 1.3 AT	2004	1.050	77,000,000	80,850,000
5073	103364 00148	MINIBUS	SUZUKI	EVERY 1.3 MT	2004	1.050	75,000,000	78,750,000
5074	103364 00148	MINIBUS	SUZUKI	EVERY 1.3 MT	2003	1.050	73,000,000	76,650,000
5075	103364 00149	MINIBUS	SUZUKI	GA 1.5 MT (APV)	2006	1.050	77,000,000	80,850,000
5076	103364 00149	MINIBUS	SUZUKI	GA 1.5 MT (APV)	2005	1.050	72,000,000	75,600,000
5077	103364 00150	MINIBUS	SUZUKI	GC 415 V (4x2) M/T BLIND VAN PS	2017	1.050	101,000,000	106,050,000
5078	103364 00150	MINIBUS	SUZUKI	GC 415 V (4x2) M/T BLIND VAN PS	2015	1.050	96,000,000	100,800,000
5079	103364 00150	MINIBUS	SUZUKI	GC 415 V (4x2) M/T BLIND VAN PS	2014	1.050	91,000,000	95,550,000
5080	103364 00150	MINIBUS	SUZUKI	GC 415 V (4x2) M/T BLIND VAN PS	2013	1.050	86,000,000	90,300,000
5081	103364 00151	MINIBUS	SUZUKI	GC 415 V (4x2) M/T BLIND VAN STD	2015	1.050	79,000,000	82,950,000
5082	103364 00151	MINIBUS	SUZUKI	GC 415 V (4x2) M/T BLIND VAN STD	2014	1.050	75,000,000	78,750,000
5083	103364 00151	MINIBUS	SUZUKI	GC 415 V (4x2) M/T BLIND VAN STD	2013	1.050	71,000,000	74,550,000
5084	103364 00152	MINIBUS	SUZUKI	GC415V APV DLX AT	2016	1.050	133,000,000	139,650,000
5085	103364 00152	MINIBUS	SUZUKI	GC415V APV DLX AT	2015	1.050	129,000,000	135,450,000
5086	103364 00152	MINIBUS	SUZUKI	GC415V APV DLX AT	2014	1.050	121,000,000	127,050,000
5087	103364 00152	MINIBUS	SUZUKI	GC415V APV DLX AT	2013	1.050	119,000,000	124,950,000
5088	103364 00152	MINIBUS	SUZUKI	GC415V APV DLX AT	2012	1.050	117,000,000	122,850,000
5089	103364 00152	MINIBUS	SUZUKI	GC415V APV DLX AT	2011	1.050	112,000,000	117,600,000
5090	103364 00152	MINIBUS	SUZUKI	GC415V APV DLX AT	2010	1.050	106,000,000	111,300,000
5091	103364 00152	MINIBUS	SUZUKI	GC415V APV DLX AT	2009	1.050	101,000,000	106,050,000
5092	103364 00152	MINIBUS	SUZUKI	GC415V APV DLX AT	2008	1.050	96,000,000	100,800,000
5093	103364 00152	MINIBUS	SUZUKI	GC415V APV DLX AT	2007	1.050	91,000,000	95,550,000
5094	103364 00152	MINIBUS	SUZUKI	GC415V APV DLX AT	2006	1.050	86,000,000	90,300,000
5095	103364 00152	MINIBUS	SUZUKI	GC415V APV DLX AT	2005	1.050	82,000,000	86,100,000
5096	103364 00152	MINIBUS	SUZUKI	GC415V APV DLX AT	2004	1.050	78,000,000	81,900,000
5097	103364 00153	MINIBUS	SUZUKI	GC415V APV DLX MT	2019	1.050	144,000,000	151,200,000
5098	103364 00153	MINIBUS	SUZUKI	GC415V APV DLX MT	2018	1.050	137,000,000	143,850,000
5099	103364 00153	MINIBUS	SUZUKI	GC415V APV DLX MT	2017	1.050	131,000,000	137,550,000
5100	103364 00153	MINIBUS	SUZUKI	GC415V APV DLX MT	2016	1.050	125,000,000	131,250,000
5101	103364 00153	MINIBUS	SUZUKI	GC415V APV DLX MT	2015	1.050	119,000,000	124,950,000
5102	103364 00153	MINIBUS	SUZUKI	GC415V APV DLX MT	2014	1.050	114,000,000	119,700,000
5103	103364 00153	MINIBUS	SUZUKI	GC415V APV DLX MT	2013	1.050	109,000,000	114,450,000
5104	103364 00153	MINIBUS	SUZUKI	GC415V APV DLX MT	2012	1.050	104,000,000	109,200,000
5105	103364 00153	MINIBUS	SUZUKI	GC415V APV DLX MT	2011	1.050	99,000,000	103,950,000
5106	103364 00153	MINIBUS	SUZUKI	GC415V APV DLX MT	2010	1.050	95,000,000	99,750,000
5107	103364 00153	MINIBUS	SUZUKI	GC415V APV DLX MT	2009	1.050	91,000,000	95,550,000
5108	103364 00153	MINIBUS	SUZUKI	GC415V APV DLX MT	2008	1.050	87,000,000	91,350,000
5109	103364 00153	MINIBUS	SUZUKI	GC415V APV DLX MT	2007	1.050	83,000,000	87,150,000
5110	103364 00153	MINIBUS	SUZUKI	GC415V APV DLX MT	2006	1.050	79,000,000	82,950,000
5111	103364 00153	MINIBUS	SUZUKI	GC415V APV DLX MT	2005	1.050	76,000,000	79,800,000
5112	103364 00153	MINIBUS	SUZUKI	GC415V APV DLX MT	2004	1.050	73,000,000	76,650,000
5113	103364 00154	MINIBUS	SUZUKI	GC415V APV SDX AT	2019	1.050	159,000,000	166,950,000
5114	103364 00154	MINIBUS	SUZUKI	GC415V APV SDX AT	2018	1.050	152,000,000	159,600,000
5115	103364 00154	MINIBUS	SUZUKI	GC415V APV SDX AT	2017	1.050	145,000,000	152,250,000
5116	103364 00154	MINIBUS	SUZUKI	GC415V APV SDX AT	2016	1.050	138,000,000	144,900,000
5117	103364 00154	MINIBUS	SUZUKI	GC415V APV SDX AT	2015	1.050	132,000,000	138,600,000
5118	103364 00154	MINIBUS	SUZUKI	GC415V APV SDX AT	2014	1.050	126,000,000	132,300,000
5119	103364 00154	MINIBUS	SUZUKI	GC415V APV SDX AT	2013	1.050	120,000,000	126,000,000
5120	103364 00154	MINIBUS	SUZUKI	GC415V APV SDX AT	2012	1.050	114,000,000	119,700,000
5121	103364 00154	MINIBUS	SUZUKI	GC415V APV SDX AT	2011	1.050	109,000,000	114,450,000
5122	103364 00154	MINIBUS	SUZUKI	GC415V APV SDX AT	2010	1.050	104,000,000	109,200,000
5123	103364 00154	MINIBUS	SUZUKI	GC415V APV SDX AT	2009	1.050	99,000,000	103,950,000
5124	103364 00154	MINIBUS	SUZUKI	GC415V APV SDX AT	2008	1.050	95,000,000	99,750,000
5125	103364 00155	MINIBUS	SUZUKI	GC415V APV SDX MT	2019	1.050	146,000,000	153,300,000
5126	103364 00155	MINIBUS	SUZUKI	GC415V APV SDX MT	2018	1.050	139,000,000	145,950,000

NO	KODING	JENIS	MERЕК	TIPE	TH BUAT	BOBOT	NJKB	DP PKB
1	2	3	4	5	6	7	8	9
5127	103364 00155	MINIBUS	SUZUKI	GC415V APV SDX MT	2017	1.050	133,000,000	139,650,000
5128	103364 00155	MINIBUS	SUZUKI	GC415V APV SDX MT	2016	1.050	127,000,000	133,350,000
5129	103364 00155	MINIBUS	SUZUKI	GC415V APV SDX MT	2015	1.050	121,000,000	127,050,000
5130	103364 00155	MINIBUS	SUZUKI	GC415V APV SDX MT	2014	1.050	115,000,000	120,750,000
5131	103364 00155	MINIBUS	SUZUKI	GC415V APV SDX MT	2013	1.050	110,000,000	115,500,000
5132	103364 00155	MINIBUS	SUZUKI	GC415V APV SDX MT	2012	1.050	105,000,000	110,250,000
5133	103364 00155	MINIBUS	SUZUKI	GC415V APV SDX MT	2011	1.050	100,000,000	105,000,000
5134	103364 00155	MINIBUS	SUZUKI	GC415V APV SDX MT	2010	1.050	95,000,000	99,750,000
5135	103364 00155	MINIBUS	SUZUKI	GC415V APV SDX MT	2009	1.050	91,000,000	95,550,000
5136	103364 00155	MINIBUS	SUZUKI	GC415V APV SDX MT	2008	1.050	87,000,000	91,350,000
5137	103364 00155	MINIBUS	SUZUKI	GC415V APV SDX MT	2007	1.050	83,000,000	87,150,000
5138	103364 00155	MINIBUS	SUZUKI	GC415V APV SDX MT	2006	1.050	79,000,000	82,950,000
5139	103364 00155	MINIBUS	SUZUKI	GC415V APV SDX MT	2005	1.050	76,000,000	79,800,000
5140	103364 00155	MINIBUS	SUZUKI	GC415V APV SDX MT	2004	1.050	73,000,000	76,650,000
5141	103364 00156	MINIBUS	SUZUKI	GC415V APV SSD MT	2016	1.050	116,000,000	121,800,000
5142	103364 00156	MINIBUS	SUZUKI	GC415V APV SSD MT	2015	1.050	110,000,000	115,500,000
5143	103364 00156	MINIBUS	SUZUKI	GC415V APV SSD MT	2014	1.050	105,000,000	110,250,000
5144	103364 00156	MINIBUS	SUZUKI	GC415V APV SSD MT	2013	1.050	100,000,000	105,000,000
5145	103364 00156	MINIBUS	SUZUKI	GC415V APV SSD MT	2012	1.050	95,000,000	99,750,000
5146	103364 00156	MINIBUS	SUZUKI	GC415V APV SSD MT	2011	1.050	90,000,000	94,500,000
5147	103364 00156	MINIBUS	SUZUKI	GC415V APV SSD MT	2010	1.050	86,000,000	90,300,000
5148	103364 00156	MINIBUS	SUZUKI	GC415V APV SSD MT	2009	1.050	82,000,000	86,100,000
5149	103364 00156	MINIBUS	SUZUKI	GC415V APV SSD MT	2008	1.050	78,000,000	81,900,000
5150	103364 00156	MINIBUS	SUZUKI	GC415V APV SSD MT	2007	1.050	74,000,000	77,700,000
5151	103364 00156	MINIBUS	SUZUKI	GC415V APV SSD MT	2006	1.050	70,000,000	73,500,000
5152	103364 00156	MINIBUS	SUZUKI	GC415V APV SSD MT	2005	1.050	67,000,000	70,350,000
5153	103364 00156	MINIBUS	SUZUKI	GC415V APV SSD MT	2004	1.050	64,000,000	67,200,000
5154	103364 00157	MINIBUS	SUZUKI	GC415V APV STD MT	2019	1.050	138,000,000	144,900,000
5155	103364 00157	MINIBUS	SUZUKI	GC415V APV STD MT	2018	1.050	132,000,000	138,600,000
5156	103364 00157	MINIBUS	SUZUKI	GC415V APV STD MT	2017	1.050	126,000,000	132,300,000
5157	103364 00157	MINIBUS	SUZUKI	GC415V APV STD MT	2016	1.050	120,000,000	126,000,000
5158	103364 00157	MINIBUS	SUZUKI	GC415V APV STD MT	2015	1.050	114,000,000	119,700,000
5159	103364 00157	MINIBUS	SUZUKI	GC415V APV STD MT	2014	1.050	109,000,000	114,450,000
5160	103364 00157	MINIBUS	SUZUKI	GC415V APV STD MT	2013	1.050	104,000,000	109,200,000
5161	103364 00157	MINIBUS	SUZUKI	GC415V APV STD MT	2012	1.050	99,000,000	103,950,000
5162	103364 00157	MINIBUS	SUZUKI	GC415V APV STD MT	2011	1.050	95,000,000	99,750,000
5163	103364 00157	MINIBUS	SUZUKI	GC415V APV STD MT	2010	1.050	91,000,000	95,550,000
5164	103364 00157	MINIBUS	SUZUKI	GC415V APV STD MT	2009	1.050	87,000,000	91,350,000
5165	103364 00157	MINIBUS	SUZUKI	GC415V APV STD MT	2008	1.050	83,000,000	87,150,000
5166	103364 00157	MINIBUS	SUZUKI	GC415V APV STD MT	2007	1.050	79,000,000	82,950,000
5167	103364 00157	MINIBUS	SUZUKI	GC415V APV STD MT	2006	1.050	76,000,000	79,800,000
5168	103364 00157	MINIBUS	SUZUKI	GC415V APV STD MT	2005	1.050	73,000,000	76,650,000
5169	103364 00157	MINIBUS	SUZUKI	GC415V APV STD MT	2004	1.050	70,000,000	73,500,000
5170	103364 00158	MINIBUS	SUZUKI	GE 1.5 MT (APV)	2009	1.050	93,000,000	97,650,000
5171	103364 00158	MINIBUS	SUZUKI	GE 1.5 MT (APV)	2008	1.050	86,000,000	90,300,000
5172	103364 00158	MINIBUS	SUZUKI	GE 1.5 MT (APV)	2007	1.050	85,000,000	89,250,000
5173	103364 00158	MINIBUS	SUZUKI	GE 1.5 MT (APV)	2006	1.050	83,000,000	87,150,000
5174	103364 00158	MINIBUS	SUZUKI	GE 1.5 MT (APV)	2005	1.050	68,000,000	71,400,000
5175	103364 00159	MINIBUS	SUZUKI	GL 1.5 MT (APV)	2009	1.050	104,000,000	109,200,000
5176	103364 00159	MINIBUS	SUZUKI	GL 1.5 MT (APV)	2008	1.050	97,000,000	101,850,000
5177	103364 00159	MINIBUS	SUZUKI	GL 1.5 MT (APV)	2007	1.050	94,000,000	98,700,000
5178	103364 00159	MINIBUS	SUZUKI	GL 1.5 MT (APV)	2006	1.050	92,000,000	96,600,000
5179	103364 00159	MINIBUS	SUZUKI	GL 1.5 MT (APV)	2005	1.050	84,000,000	88,200,000
5180	103364 00160	MINIBUS	SUZUKI	GX 1.5 MT (APV)	2008	1.050	119,000,000	124,950,000
5181	103364 00160	MINIBUS	SUZUKI	GX 1.5 MT (APV)	2007	1.050	106,000,000	111,300,000
5182	103364 00160	MINIBUS	SUZUKI	GX 1.5 MT (APV)	2006	1.050	104,000,000	109,200,000
5183	103364 00160	MINIBUS	SUZUKI	GX 1.5 MT (APV)	2005	1.050	96,000,000	100,800,000
5184	103364 00161	MINIBUS	SUZUKI	KARIMUN ESTILO YL6.1.1L	2010	1.050	98,000,000	102,900,000
5185	103364 00161	MINIBUS	SUZUKI	KARIMUN ESTILO YL6.1.1L	2009	1.050	86,000,000	90,300,000
5186	103364 00161	MINIBUS	SUZUKI	KARIMUN ESTILO YL6.1.1L	2008	1.050	74,000,000	77,700,000
5187	103364 00161	MINIBUS	SUZUKI	KARIMUN ESTILO YL6.1.1L	2007	1.050	67,000,000	70,350,000
5188	103364 00162	MINIBUS	SUZUKI	KARIMUN SL 410R	2007	1.050	70,000,000	73,500,000
5189	103364 00162	MINIBUS	SUZUKI	KARIMUN SL 410R	2006	1.050	69,000,000	72,450,000
5190	103364 00162	MINIBUS	SUZUKI	KARIMUN SL 410R	2005	1.050	68,000,000	71,400,000
5191	103364 00162	MINIBUS	SUZUKI	KARIMUN SL 410R	2004	1.050	63,000,000	66,150,000
5192	103364 00162	MINIBUS	SUZUKI	KARIMUN SL 410R	2003	1.050	59,000,000	61,950,000
5193	103364 00162	MINIBUS	SUZUKI	KARIMUN SL 410R	2002	1.050	57,000,000	59,850,000
5194	103364 00162	MINIBUS	SUZUKI	KARIMUN SL 410R	2001	1.050	56,000,000	58,800,000
5195	103364 00162	MINIBUS	SUZUKI	KARIMUN SL 410R	2000	1.050	55,000,000	57,750,000
5196	103364 00162	MINIBUS	SUZUKI	KARIMUN SL 410R	1999	1.050	54,000,000	56,700,000
5197	103364 00162	MINIBUS	SUZUKI	KARIMUN SL 410R	1998	1.050	51,000,000	53,550,000
5198	103364 00163	MINIBUS	SUZUKI	MR WAGON (CBU)	2003	1.050	82,000,000	86,100,000
5199	103364 00164	MINIBUS	SUZUKI	RS 415 SWIFT GT (4X2) AT	2012	1.050	140,000,000	147,000,000
5200	103364 00164	MINIBUS	SUZUKI	RS 415 SWIFT GT (4X2) AT	2011	1.050	139,000,000	145,950,000
5201	103364 00164	MINIBUS	SUZUKI	RS 415 SWIFT GT (4X2) AT	2010	1.050	136,000,000	142,800,000
5202	103364 00165	MINIBUS	SUZUKI	RS 415 SWIFT GT (4X2) MT	2012	1.050	131,000,000	137,550,000
5203	103364 00165	MINIBUS	SUZUKI	RS 415 SWIFT GT (4X2) MT	2011	1.050	130,000,000	136,500,000
5204	103364 00165	MINIBUS	SUZUKI	RS 415 SWIFT GT (4X2) MT	2010	1.050	127,000,000	133,350,000
5205	103364 00166	MINIBUS	SUZUKI	RS 415 SWIFT GT II (4X2) A/T	2012	1.050	153,000,000	160,650,000
5206	103364 00166	MINIBUS	SUZUKI	RS 415 SWIFT GT II (4X2) A/T	2011	1.050	150,000,000	157,500,000
5207	103364 00166	MINIBUS	SUZUKI	RS 415 SWIFT GT II (4X2) A/T	2010	1.050	145,000,000	152,250,000
5208	103364 00166	MINIBUS	SUZUKI	RS 415 SWIFT GT II (4X2) A/T	2009	1.050	125,000,000	131,250,000
5209	103364 00166	MINIBUS	SUZUKI	RS 415 SWIFT GT II (4X2) A/T	2008	1.050	111,000,000	116,550,000
5210	103364 00166	MINIBUS	SUZUKI	RS 415 SWIFT GT II (4X2) A/T	2007	1.050	109,000,000	114,450,000
5211	103364 00167	MINIBUS	SUZUKI	RS 415 SWIFT GT II (4X2) M/T	2012	1.050	144,000,000	151,200,000
5212	103364 00167	MINIBUS	SUZUKI	RS 415 SWIFT GT II (4X2) M/T	2011	1.050	141,000,000	148,050,000
5213	103364 00167	MINIBUS	SUZUKI	RS 415 SWIFT GT II (4X2) M/T	2010	1.050	136,000,000	142,800,000
5214	103364 00167	MINIBUS	SUZUKI	RS 415 SWIFT GT II (4X2) M/T	2009	1.050	117,000,000	122,850,000
5215	103364 00167	MINIBUS	SUZUKI	RS 415 SWIFT GT II (4X2) M/T	2008	1.050	103,000,000	108,150,000
5216	103364 00167	MINIBUS	SUZUKI	RS 415 SWIFT GT II (4X2) M/T	2007	1.050	101,000,000	106,050,000

NO	KODING	JENIS	MERЕК	TIPE	TH BUAT	BOBOT	NJKB	DP PKB
1	2	3	4	5	6	7	8	9
5217	103364 00168	MINIBUS	SUZUKI	RS 415 SWIFT ST (4X2) A/T	2012	1.050	142,000,000	149,100,000
5218	103364 00168	MINIBUS	SUZUKI	RS 415 SWIFT ST (4X2) A/T	2011	1.050	141,000,000	148,050,000
5219	103364 00168	MINIBUS	SUZUKI	RS 415 SWIFT ST (4X2) A/T	2010	1.050	136,000,000	142,800,000
5220	103364 00168	MINIBUS	SUZUKI	RS 415 SWIFT ST (4X2) A/T	2009	1.050	117,000,000	122,850,000
5221	103364 00168	MINIBUS	SUZUKI	RS 415 SWIFT ST (4X2) A/T	2008	1.050	103,000,000	108,150,000
5222	103364 00168	MINIBUS	SUZUKI	RS 415 SWIFT ST (4X2) A/T	2007	1.050	101,000,000	106,050,000
5223	103364 00169	MINIBUS	SUZUKI	RS 415 SWIFT ST (4X2) M/T	2012	1.050	133,000,000	139,650,000
5224	103364 00169	MINIBUS	SUZUKI	RS 415 SWIFT ST (4X2) M/T	2011	1.050	132,000,000	138,600,000
5225	103364 00169	MINIBUS	SUZUKI	RS 415 SWIFT ST (4X2) M/T	2010	1.050	127,000,000	133,350,000
5226	103364 00169	MINIBUS	SUZUKI	RS 415 SWIFT ST (4X2) M/T	2009	1.050	108,000,000	113,400,000
5227	103364 00169	MINIBUS	SUZUKI	RS 415 SWIFT ST (4X2) M/T	2008	1.050	94,000,000	98,700,000
5228	103364 00169	MINIBUS	SUZUKI	RS 415 SWIFT ST (4X2) M/T	2007	1.050	93,000,000	97,650,000
5229	103364 00170	MINIBUS	SUZUKI	RW 415FX-OVER (4X2) A/T	2015	1.050	188,000,000	197,400,000
5230	103364 00170	MINIBUS	SUZUKI	RW 415FX-OVER (4X2) A/T	2014	1.050	179,000,000	187,950,000
5231	103364 00170	MINIBUS	SUZUKI	RW 415FX-OVER (4X2) A/T	2013	1.050	170,000,000	178,500,000
5232	103364 00170	MINIBUS	SUZUKI	RW 415FX-OVER (4X2) A/T	2012	1.050	165,000,000	173,250,000
5233	103364 00170	MINIBUS	SUZUKI	RW 415FX-OVER (4X2) A/T	2011	1.050	164,000,000	172,200,000
5234	103364 00170	MINIBUS	SUZUKI	RW 415FX-OVER (4X2) A/T	2010	1.050	157,000,000	164,850,000
5235	103364 00170	MINIBUS	SUZUKI	RW 415FX-OVER (4X2) A/T	2009	1.050	134,000,000	140,700,000
5236	103364 00170	MINIBUS	SUZUKI	RW 415FX-OVER (4X2) A/T	2008	1.050	113,000,000	118,650,000
5237	103364 00171	MINIBUS	SUZUKI	RW 415FX-OVER (4X2) M/T	2015	1.050	176,000,000	184,800,000
5238	103364 00171	MINIBUS	SUZUKI	RW 415FX-OVER (4X2) M/T	2014	1.050	168,000,000	176,400,000
5239	103364 00171	MINIBUS	SUZUKI	RW 415FX-OVER (4X2) M/T	2013	1.050	161,000,000	169,050,000
5240	103364 00171	MINIBUS	SUZUKI	RW 415FX-OVER (4X2) M/T	2012	1.050	156,000,000	163,800,000
5241	103364 00171	MINIBUS	SUZUKI	RW 415FX-OVER (4X2) M/T	2011	1.050	155,000,000	162,750,000
5242	103364 00171	MINIBUS	SUZUKI	RW 415FX-OVER (4X2) M/T	2010	1.050	148,000,000	155,400,000
5243	103364 00171	MINIBUS	SUZUKI	RW 415FX-OVER (4X2) M/T	2009	1.050	126,000,000	132,300,000
5244	103364 00171	MINIBUS	SUZUKI	RW 415FX-OVER (4X2) M/T	2008	1.050	106,000,000	111,300,000
5245	103364 00172	MINIBUS	SUZUKI	RW 415FX-ROAD (4X2) A/T	2012	1.050	157,000,000	164,850,000
5246	103364 00172	MINIBUS	SUZUKI	RW 415FX-ROAD (4X2) A/T	2011	1.050	156,000,000	163,800,000
5247	103364 00172	MINIBUS	SUZUKI	RW 415FX-ROAD (4X2) A/T	2010	1.050	149,000,000	156,450,000
5248	103364 00172	MINIBUS	SUZUKI	RW 415FX-ROAD (4X2) A/T	2009	1.050	127,000,000	133,350,000
5249	103364 00172	MINIBUS	SUZUKI	RW 415FX-ROAD (4X2) A/T	2008	1.050	111,000,000	116,550,000
5250	103364 00173	MINIBUS	SUZUKI	RW 415FX-ROAD (4X2) M/T	2012	1.050	147,000,000	154,350,000
5251	103364 00173	MINIBUS	SUZUKI	RW 415FX-ROAD (4X2) M/T	2011	1.050	146,000,000	153,300,000
5252	103364 00173	MINIBUS	SUZUKI	RW 415FX-ROAD (4X2) M/T	2010	1.050	139,000,000	145,950,000
5253	103364 00173	MINIBUS	SUZUKI	RW 415FX-ROAD (4X2) M/T	2009	1.050	118,000,000	123,900,000
5254	103364 00173	MINIBUS	SUZUKI	RW 415FX-ROAD (4X2) M/T	2008	1.050	103,000,000	108,150,000
5255	103364 00174	MINIBUS	SUZUKI	SL 412 R KARIMUN (CBU)	2001	1.050	56,000,000	58,800,000
5256	103364 00175	MINIBUS	SUZUKI	ST 150 FUTURA	2019	1.050	119,000,000	124,950,000
5257	103364 00175	MINIBUS	SUZUKI	ST 150 FUTURA	2018	1.050	114,000,000	119,700,000
5258	103364 00175	MINIBUS	SUZUKI	ST 150 FUTURA	2017	1.050	109,000,000	114,450,000
5259	103364 00175	MINIBUS	SUZUKI	ST 150 FUTURA	2016	1.050	104,000,000	109,200,000
5260	103364 00175	MINIBUS	SUZUKI	ST 150 FUTURA	2015	1.050	99,000,000	103,950,000
5261	103364 00175	MINIBUS	SUZUKI	ST 150 FUTURA	2014	1.050	95,000,000	99,750,000
5262	103364 00175	MINIBUS	SUZUKI	ST 150 FUTURA	2013	1.050	91,000,000	95,550,000
5263	103364 00175	MINIBUS	SUZUKI	ST 150 FUTURA	2012	1.050	87,000,000	91,350,000
5264	103364 00175	MINIBUS	SUZUKI	ST 150 FUTURA	2011	1.050	83,000,000	87,150,000
5265	103364 00175	MINIBUS	SUZUKI	ST 150 FUTURA	2010	1.050	79,000,000	82,950,000
5266	103364 00175	MINIBUS	SUZUKI	ST 150 FUTURA	2009	1.050	76,000,000	79,800,000
5267	103364 00175	MINIBUS	SUZUKI	ST 150 FUTURA	2008	1.050	73,000,000	76,650,000
5268	103364 00175	MINIBUS	SUZUKI	ST 150 FUTURA	2007	1.050	70,000,000	73,500,000
5269	103364 00175	MINIBUS	SUZUKI	ST 150 FUTURA	2006	1.050	67,000,000	70,350,000
5270	103364 00175	MINIBUS	SUZUKI	ST 150 FUTURA	2005	1.050	64,000,000	67,200,000
5271	103364 00175	MINIBUS	SUZUKI	ST 150 FUTURA	2004	1.050	61,000,000	64,050,000
5272	103364 00175	MINIBUS	SUZUKI	ST 150 FUTURA	2003	1.050	58,000,000	60,900,000
5273	103364 00175	MINIBUS	SUZUKI	ST 150 FUTURA	2002	1.050	56,000,000	58,800,000
5274	103364 00175	MINIBUS	SUZUKI	ST 150 FUTURA	2001	1.050	54,000,000	56,700,000
5275	103364 00175	MINIBUS	SUZUKI	ST 150 FUTURA	2000	1.050	52,000,000	54,600,000
5276	103364 00175	MINIBUS	SUZUKI	ST 150 FUTURA	1999	1.050	50,000,000	52,500,000
5277	103364 00175	MINIBUS	SUZUKI	ST 150 FUTURA	1998	1.050	48,000,000	50,400,000
5278	103364 00175	MINIBUS	SUZUKI	ST 150 FUTURA	1997	1.050	46,000,000	48,300,000
5279	103364 00175	MINIBUS	SUZUKI	ST 150 FUTURA	1996	1.050	44,000,000	46,200,000
5280	103364 00175	MINIBUS	SUZUKI	ST 150 FUTURA	1995	1.050	42,000,000	44,100,000
5281	103364 00176	MINIBUS	SUZUKI	ST 160 FUTURA	2003	1.050	53,000,000	55,650,000
5282	103364 00176	MINIBUS	SUZUKI	ST 160 FUTURA	2002	1.050	52,000,000	54,600,000
5283	103364 00176	MINIBUS	SUZUKI	ST 160 FUTURA	2001	1.050	50,000,000	52,500,000
5284	103364 00176	MINIBUS	SUZUKI	ST 160 FUTURA	2000	1.050	48,000,000	50,400,000
5285	103364 00176	MINIBUS	SUZUKI	ST 160 FUTURA	1999	1.050	46,000,000	48,300,000
5286	103364 00176	MINIBUS	SUZUKI	ST 160 FUTURA	1998	1.050	44,000,000	46,200,000
5287	103364 00176	MINIBUS	SUZUKI	ST 160 FUTURA	1997	1.050	42,000,000	44,100,000
5288	103364 00176	MINIBUS	SUZUKI	ST 160 FUTURA	1996	1.050	41,000,000	43,050,000
5289	103364 00176	MINIBUS	SUZUKI	ST 160 FUTURA	1995	1.050	39,000,000	40,950,000
5290	103364 00177	MINIBUS	SUZUKI	ST 20/547cc	1983	1.050	11,000,000	11,550,000
5291	103364 00177	MINIBUS	SUZUKI	ST 20/547cc	1982	1.050	10,000,000	10,500,000
5292	103364 00177	MINIBUS	SUZUKI	ST 20/547cc	1981	1.050	9,000,000	9,450,000
5293	103364 00177	MINIBUS	SUZUKI	ST 20/547cc	1980	1.050	7,000,000	7,350,000
5294	103364 00178	MINIBUS	SUZUKI	SWIFT 1.5 GL 2WD AT	2008	1.050	114,000,000	119,700,000
5295	103364 00178	MINIBUS	SUZUKI	SWIFT 1.5 GL 2WD AT	2007	1.050	105,000,000	110,250,000
5296	103364 00178	MINIBUS	SUZUKI	SWIFT 1.5 GL 2WD AT	2006	1.050	102,000,000	107,100,000
5297	103364 00179	MINIBUS	SUZUKI	SWIFT 1.5 GL 2WD MT	2008	1.050	106,000,000	111,300,000
5298	103364 00179	MINIBUS	SUZUKI	SWIFT 1.5 GL 2WD MT	2007	1.050	100,000,000	105,000,000
5299	103364 00179	MINIBUS	SUZUKI	SWIFT 1.5 GL 2WD MT	2006	1.050	98,000,000	102,900,000
5300	103364 00180	MINIBUS	SUZUKI	SWIFT 1.5 GX 2WD AT	2008	1.050	122,000,000	128,100,000
5301	103364 00180	MINIBUS	SUZUKI	SWIFT 1.5 GX 2WD AT	2007	1.050	115,000,000	120,750,000
5302	103364 00180	MINIBUS	SUZUKI	SWIFT 1.5 GX 2WD AT	2006	1.050	112,000,000	117,600,000
5303	103364 00181	MINIBUS	SUZUKI	SWIFT 1.5 GX 2WD MT	2008	1.050	114,000,000	119,700,000
5304	103364 00181	MINIBUS	SUZUKI	SWIFT 1.5 GX 2WD MT	2007	1.050	105,000,000	110,250,000
5305	103364 00181	MINIBUS	SUZUKI	SWIFT 1.5 GX 2WD MT	2006	1.050	102,000,000	107,100,000
5306	103364 00182	MINIBUS	SUZUKI	SX4 X OVER 2.0L (4X4) A/T	2007	1.050	148,000,000	155,400,000

NO	KODING	JENIS	MERЕК	TIPE	TH BUAT	BOBOT	NJKB	DP PKB
1	2	3	4	5	6	7	8	9
5307	103364 00183	MINIBUS	SUZUKI	SX4.X-OVER,2WD.1.5LAT	2008	1.050	124,000,000	130,200,000
5308	103364 00183	MINIBUS	SUZUKI	SX4.X-OVER,2WD.1.5LAT	2007	1.050	117,000,000	122,850,000
5309	103364 00184	MINIBUS	SUZUKI	SX4.X-OVER,2WD.1.5LMT	2009	1.050	122,000,000	128,100,000
5310	103364 00184	MINIBUS	SUZUKI	SX4.X-OVER,2WD.1.5LMT	2008	1.050	116,000,000	121,800,000
5311	103364 00184	MINIBUS	SUZUKI	SX4.X-OVER,2WD.1.5LMT	2007	1.050	107,000,000	112,350,000
5312	103364 00185	MINIBUS	SUZUKI	TM2FL (4X2) A/T	2019	1.050	124,000,000	130,200,000
5313	103364 00185	MINIBUS	SUZUKI	TM2FL (4X2) A/T	2018	1.050	118,000,000	123,900,000
5314	103364 00185	MINIBUS	SUZUKI	TM2FL (4X2) A/T	2017	1.050	113,000,000	118,650,000
5315	103364 00186	MINIBUS	SUZUKI	TM2FL (4X2) M/T	2019	1.050	117,000,000	122,850,000
5316	103364 00186	MINIBUS	SUZUKI	TM2FL (4X2) M/T	2018	1.050	112,000,000	117,600,000
5317	103364 00186	MINIBUS	SUZUKI	TM2FL (4X2) M/T	2017	1.050	107,000,000	112,350,000
5318	103364 00187	MINIBUS	SUZUKI	TM2FX (4X2) A/T	2019	1.050	139,000,000	145,950,000
5319	103364 00187	MINIBUS	SUZUKI	TM2FX (4X2) A/T	2018	1.050	133,000,000	139,650,000
5320	103364 00187	MINIBUS	SUZUKI	TM2FX (4X2) A/T	2017	1.050	127,000,000	133,350,000
5321	103364 00188	MINIBUS	SUZUKI	TM2FX (4X2) M/T	2019	1.050	131,000,000	137,550,000
5322	103364 00188	MINIBUS	SUZUKI	TM2FX (4X2) M/T	2018	1.050	125,000,000	131,250,000
5323	103364 00188	MINIBUS	SUZUKI	TM2FX (4X2) M/T	2017	1.050	119,000,000	124,950,000
5324	103364 00189	MINIBUS	SUZUKI	TWIN (CBU)	2003	1.050	75,000,000	78,750,000
5325	103364 00190	MINIBUS	SUZUKI	YL6 1.0 M/T 2WD	2015	1.050	111,000,000	116,550,000
5326	103364 00190	MINIBUS	SUZUKI	YL6 1.0 M/T 2WD	2014	1.050	106,000,000	111,300,000
5327	103364 00190	MINIBUS	SUZUKI	YL6 1.0 M/T 2WD	2013	1.050	102,000,000	107,100,000
5328	103364 00190	MINIBUS	SUZUKI	YL6 1.0 M/T 2WD	2012	1.050	101,000,000	106,050,000
5329	103364 00190	MINIBUS	SUZUKI	YL6 1.0 M/T 2WD	2011	1.050	99,000,000	103,950,000
5330	103364 00190	MINIBUS	SUZUKI	YL6 1.0 M/T 2WD	2010	1.050	89,000,000	93,450,000
5331	103364 00190	MINIBUS	SUZUKI	YL6 1.0 M/T 2WD	2009	1.050	85,000,000	89,250,000
5332	103364 00191	MINIBUS	SUZUKI	YV4 1.2 RHD (4X2) SPLASH GL M/T	2015	1.050	126,000,000	132,300,000
5333	103364 00191	MINIBUS	SUZUKI	YV4 1.2 RHD (4X2) SPLASH GL M/T	2014	1.050	121,000,000	127,050,000
5334	103364 00191	MINIBUS	SUZUKI	YV4 1.2 RHD (4X2) SPLASH GL M/T	2013	1.050	114,000,000	119,700,000
5335	103364 00191	MINIBUS	SUZUKI	YV4 1.2 RHD (4X2) SPLASH GL M/T	2012	1.050	113,000,000	118,650,000
5336	103364 00191	MINIBUS	SUZUKI	YV4 1.2 RHD (4X2) SPLASH GL M/T	2011	1.050	112,000,000	117,600,000
5337	103364 00191	MINIBUS	SUZUKI	YV4 1.2 RHD (4X2) SPLASH GL M/T	2010	1.050	102,000,000	107,100,000
5338	103364 00192	MINIBUS	SUZUKI	YV4 1.2 RHD (4X2) SPLASH M/T	2013	1.050	109,000,000	114,450,000
5339	103364 00192	MINIBUS	SUZUKI	YV4 1.2 RHD (4X2) SPLASH M/T	2012	1.050	108,000,000	113,400,000
5340	103364 00192	MINIBUS	SUZUKI	YV4 1.2 RHD (4X2) SPLASH M/T	2011	1.050	106,000,000	111,300,000
5341	103364 00192	MINIBUS	SUZUKI	YV4 1.2 RHD (4X2) SPLASH M/T	2010	1.050	95,000,000	99,750,000
5342	103369 00002	MINIBUS	TATA	ARIA PLEASURE 2.2 M/T	2016	1.050	178,000,000	186,900,000
5343	103369 00003	MINIBUS	TATA	ARIA PURE 2.2 MT	2016	1.050	186,000,000	195,300,000
5344	103369 00003	MINIBUS	TATA	ARIA PURE 2.2 MT	2015	1.050	180,000,000	189,000,000
5345	103369 00003	MINIBUS	TATA	ARIA PURE 2.2 MT	2014	1.050	175,000,000	183,750,000
5346	103369 00003	MINIBUS	TATA	ARIA PURE 2.2 MT	2013	1.050	170,000,000	178,500,000
5347	103369 00004	MINIBUS	TATA	SAFARI STORME EX 2.2 MT	2016	1.050	206,000,000	216,300,000
5348	103369 00004	MINIBUS	TATA	SAFARI STORME EX 2.2 MT	2015	1.050	200,000,000	210,000,000
5349	103369 00004	MINIBUS	TATA	SAFARI STORME EX 2.2 MT	2014	1.050	194,000,000	203,700,000
5350	103369 00004	MINIBUS	TATA	SAFARI STORME EX 2.2 MT	2013	1.050	180,000,000	189,000,000
5351	103369 00005	MINIBUS	TATA	VISTA GZX	2015	1.050	121,000,000	127,050,000
5352	103369 00005	MINIBUS	TATA	VISTA GZX	2014	1.050	115,000,000	120,750,000
5353	103369 00005	MINIBUS	TATA	VISTA GZX	2013	1.050	112,000,000	117,600,000
5354	103369 00006	MINIBUS	TATA	VISTA GZX 1.4 LITRE	2015	1.050	99,000,000	103,950,000
5355	103369 00007	MINIBUS	TATA	VISTA GZX 1.4 M/T	2016	1.050	99,000,000	103,950,000
5356	103381 00425	MINIBUS	TOYOTA	AGYA 1.0 E A/T	2017	1.050	98,000,000	102,900,000
5357	103381 00425	MINIBUS	TOYOTA	AGYA 1.0 E A/T	2016	1.050	90,000,000	94,500,000
5358	103381 00425	MINIBUS	TOYOTA	AGYA 1.0 E A/T	2015	1.050	86,000,000	90,300,000
5359	103381 00425	MINIBUS	TOYOTA	AGYA 1.0 E A/T	2014	1.050	83,000,000	87,150,000
5360	103381 00425	MINIBUS	TOYOTA	AGYA 1.0 E A/T	2013	1.050	80,000,000	84,000,000
5361	103381 00425	MINIBUS	TOYOTA	AGYA 1.0 E A/T	2012	1.050	77,000,000	80,850,000
5362	103381 00426	MINIBUS	TOYOTA	AGYA 1.0 E M/T	2017	1.050	89,000,000	93,450,000
5363	103381 00426	MINIBUS	TOYOTA	AGYA 1.0 E M/T	2016	1.050	83,000,000	87,150,000
5364	103381 00426	MINIBUS	TOYOTA	AGYA 1.0 E M/T	2015	1.050	81,000,000	85,050,000
5365	103381 00426	MINIBUS	TOYOTA	AGYA 1.0 E M/T	2014	1.050	77,000,000	80,850,000
5366	103381 00426	MINIBUS	TOYOTA	AGYA 1.0 E M/T	2013	1.050	73,000,000	76,650,000
5367	103381 00426	MINIBUS	TOYOTA	AGYA 1.0 E M/T	2012	1.050	69,000,000	72,450,000
5368	103381 00427	MINIBUS	TOYOTA	AGYA 1.0 E M/T (B100RA-GMRFJ)	2019	1.050	102,000,000	107,100,000
5369	103381 00427	MINIBUS	TOYOTA	AGYA 1.0 E M/T (B100RA-GMRFJ)	2018	1.050	97,000,000	101,850,000
5370	103381 00428	MINIBUS	TOYOTA	AGYA 1.0 G A/T	2017	1.050	103,000,000	108,150,000
5371	103381 00428	MINIBUS	TOYOTA	AGYA 1.0 G A/T	2016	1.050	97,000,000	101,850,000
5372	103381 00428	MINIBUS	TOYOTA	AGYA 1.0 G A/T	2015	1.050	95,000,000	99,750,000
5373	103381 00428	MINIBUS	TOYOTA	AGYA 1.0 G A/T	2014	1.050	90,000,000	94,500,000
5374	103381 00428	MINIBUS	TOYOTA	AGYA 1.0 G A/T	2013	1.050	86,000,000	90,300,000
5375	103381 00428	MINIBUS	TOYOTA	AGYA 1.0 G A/T	2012	1.050	82,000,000	86,100,000
5376	103381 00429	MINIBUS	TOYOTA	AGYA 1.0 G A/T (B100RA-GQSFJ)	2019	1.050	115,000,000	120,750,000
5377	103381 00429	MINIBUS	TOYOTA	AGYA 1.0 G A/T (B100RA-GQSFJ)	2018	1.050	110,000,000	115,500,000
5378	103381 00430	MINIBUS	TOYOTA	AGYA 1.0 G M/T	2018	1.050	101,000,000	106,050,000
5379	103381 00430	MINIBUS	TOYOTA	AGYA 1.0 G M/T	2017	1.050	96,000,000	100,800,000
5380	103381 00430	MINIBUS	TOYOTA	AGYA 1.0 G M/T	2016	1.050	89,000,000	93,450,000
5381	103381 00430	MINIBUS	TOYOTA	AGYA 1.0 G M/T	2015	1.050	87,000,000	91,350,000
5382	103381 00430	MINIBUS	TOYOTA	AGYA 1.0 G M/T	2014	1.050	83,000,000	87,150,000
5383	103381 00430	MINIBUS	TOYOTA	AGYA 1.0 G M/T	2013	1.050	79,000,000	82,950,000
5384	103381 00430	MINIBUS	TOYOTA	AGYA 1.0 G M/T	2012	1.050	75,000,000	78,750,000
5385	103381 00431	MINIBUS	TOYOTA	AGYA 1.0 G M/T (B100RA-GMSFJ)	2019	1.050	105,000,000	110,250,000
5386	103381 00431	MINIBUS	TOYOTA	AGYA 1.0 G M/T (B100RA-GMSFJ)	2018	1.050	100,000,000	105,000,000
5387	103381 00432	MINIBUS	TOYOTA	AGYA 1.2 G A/T	2018	1.050	112,000,000	117,600,000
5388	103381 00432	MINIBUS	TOYOTA	AGYA 1.2 G A/T	2017	1.050	107,000,000	112,350,000
5389	103381 00433	MINIBUS	TOYOTA	AGYA 1.2 G A/T (B101RA-GQSGJ)	2019	1.050	121,000,000	127,050,000
5390	103381 00433	MINIBUS	TOYOTA	AGYA 1.2 G A/T (B101RA-GQSGJ)	2018	1.050	115,000,000	120,750,000
5391	103381 00434	MINIBUS	TOYOTA	AGYA 1.2 G M/T	2018	1.050	103,000,000	108,150,000
5392	103381 00434	MINIBUS	TOYOTA	AGYA 1.2 G M/T	2017	1.050	98,000,000	102,900,000
5393	103381 00435	MINIBUS	TOYOTA	AGYA 1.2 G M/T (B101RA-GMSGJ)	2019	1.050	111,000,000	116,550,000
5394	103381 00435	MINIBUS	TOYOTA	AGYA 1.2 G M/T (B101RA-GMSGJ)	2018	1.050	106,000,000	111,300,000
5395	103381 00436	MINIBUS	TOYOTA	AGYA 1.2 G STD A/T	2018	1.050	110,000,000	115,500,000
5396	103381 00436	MINIBUS	TOYOTA	AGYA 1.2 G STD A/T	2017	1.050	105,000,000	110,250,000

NO	KODING	JENIS	MERЕК	TIPE	TH BUAT	BOBOT	NJKB	DP PKB
1	2	3	4	5	6	7	8	9
5397	103381 00437	MINIBUS	TOYOTA	AGYA 1.2 G STD A/T (B101RA-GQSGJ)	2019	1.050	118,000,000	123,900,000
5398	103381 00437	MINIBUS	TOYOTA	AGYA 1.2 G STD A/T (B101RA-GQSGJ)	2018	1.050	113,000,000	118,650,000
5399	103381 00438	MINIBUS	TOYOTA	AGYA 1.2 G STD M/T	2018	1.050	101,000,000	106,050,000
5400	103381 00438	MINIBUS	TOYOTA	AGYA 1.2 G STD M/T	2017	1.050	96,000,000	100,800,000
5401	103381 00439	MINIBUS	TOYOTA	AGYA 1.2 G STD M/T (B101RA-GMSGJ)	2019	1.050	108,000,000	113,400,000
5402	103381 00439	MINIBUS	TOYOTA	AGYA 1.2 G STD M/T (B101RA-GMSGJ)	2018	1.050	103,000,000	108,150,000
5403	103381 00440	MINIBUS	TOYOTA	ALPHARD 2.4 2WD A/T	2012	1.050	649,000,000	681,450,000
5404	103381 00440	MINIBUS	TOYOTA	ALPHARD 2.4 2WD A/T	2011	1.050	643,000,000	675,150,000
5405	103381 00440	MINIBUS	TOYOTA	ALPHARD 2.4 2WD A/T	2010	1.050	637,000,000	668,850,000
5406	103381 00440	MINIBUS	TOYOTA	ALPHARD 2.4 2WD A/T	2009	1.050	529,000,000	555,450,000
5407	103381 00440	MINIBUS	TOYOTA	ALPHARD 2.4 2WD A/T	2008	1.050	411,000,000	431,550,000
5408	103381 00440	MINIBUS	TOYOTA	ALPHARD 2.4 2WD A/T	2007	1.050	339,000,000	355,950,000
5409	103381 00440	MINIBUS	TOYOTA	ALPHARD 2.4 2WD A/T	2006	1.050	313,000,000	328,650,000
5410	103381 00440	MINIBUS	TOYOTA	ALPHARD 2.4 2WD A/T	2005	1.050	306,000,000	321,300,000
5411	103381 00441	MINIBUS	TOYOTA	ALPHARD 2.4 2WD AUTOMATIC	2012	1.050	649,000,000	681,450,000
5412	103381 00441	MINIBUS	TOYOTA	ALPHARD 2.4 2WD AUTOMATIC	2011	1.050	643,000,000	675,150,000
5413	103381 00441	MINIBUS	TOYOTA	ALPHARD 2.4 2WD AUTOMATIC	2010	1.050	637,000,000	668,850,000
5414	103381 00441	MINIBUS	TOYOTA	ALPHARD 2.4 2WD AUTOMATIC	2009	1.050	529,000,000	555,450,000
5415	103381 00441	MINIBUS	TOYOTA	ALPHARD 2.4 2WD AUTOMATIC	2008	1.050	411,000,000	431,550,000
5416	103381 00441	MINIBUS	TOYOTA	ALPHARD 2.4 2WD AUTOMATIC	2007	1.050	339,000,000	355,950,000
5417	103381 00441	MINIBUS	TOYOTA	ALPHARD 2.4 2WD AUTOMATIC	2006	1.050	313,000,000	328,650,000
5418	103381 00442	MINIBUS	TOYOTA	ALPHARD 2.4 AUTOMATIC	2012	1.050	649,000,000	681,450,000
5419	103381 00442	MINIBUS	TOYOTA	ALPHARD 2.4 AUTOMATIC	2011	1.050	643,000,000	675,150,000
5420	103381 00442	MINIBUS	TOYOTA	ALPHARD 2.4 AUTOMATIC	2010	1.050	637,000,000	668,850,000
5421	103381 00442	MINIBUS	TOYOTA	ALPHARD 2.4 AUTOMATIC	2009	1.050	529,000,000	555,450,000
5422	103381 00442	MINIBUS	TOYOTA	ALPHARD 2.4 AUTOMATIC	2008	1.050	411,000,000	431,550,000
5423	103381 00442	MINIBUS	TOYOTA	ALPHARD 2.4 AUTOMATIC	2007	1.050	339,000,000	355,950,000
5424	103381 00442	MINIBUS	TOYOTA	ALPHARD 2.4 AUTOMATIC	2006	1.050	313,000,000	328,650,000
5425	103381 00443	MINIBUS	TOYOTA	ALPHARD 2.4 G A/T	2015	1.050	698,000,000	732,900,000
5426	103381 00443	MINIBUS	TOYOTA	ALPHARD 2.4 G A/T	2014	1.050	696,000,000	730,800,000
5427	103381 00443	MINIBUS	TOYOTA	ALPHARD 2.4 G A/T	2013	1.050	654,000,000	686,700,000
5428	103381 00443	MINIBUS	TOYOTA	ALPHARD 2.4 G A/T	2012	1.050	649,000,000	681,450,000
5429	103381 00443	MINIBUS	TOYOTA	ALPHARD 2.4 G A/T	2011	1.050	643,000,000	675,150,000
5430	103381 00443	MINIBUS	TOYOTA	ALPHARD 2.4 G A/T	2010	1.050	637,000,000	668,850,000
5431	103381 00443	MINIBUS	TOYOTA	ALPHARD 2.4 G A/T	2009	1.050	529,000,000	555,450,000
5432	103381 00443	MINIBUS	TOYOTA	ALPHARD 2.4 G A/T	2008	1.050	411,000,000	431,550,000
5433	103381 00445	MINIBUS	TOYOTA	ALPHARD 2.4L 2WD	2012	1.050	649,000,000	681,450,000
5434	103381 00445	MINIBUS	TOYOTA	ALPHARD 2.4L 2WD	2011	1.050	643,000,000	675,150,000
5435	103381 00445	MINIBUS	TOYOTA	ALPHARD 2.4L 2WD	2010	1.050	637,000,000	668,850,000
5436	103381 00445	MINIBUS	TOYOTA	ALPHARD 2.4L 2WD	2009	1.050	529,000,000	555,450,000
5437	103381 00445	MINIBUS	TOYOTA	ALPHARD 2.4L 2WD	2008	1.050	411,000,000	431,550,000
5438	103381 00445	MINIBUS	TOYOTA	ALPHARD 2.4L 2WD	2007	1.050	339,000,000	355,950,000
5439	103381 00445	MINIBUS	TOYOTA	ALPHARD 2.4L 2WD	2006	1.050	331,000,000	347,550,000
5440	103381 00446	MINIBUS	TOYOTA	ALPHARD 2.4L 2WD AT	2006	1.050	331,000,000	347,550,000
5441	103381 00446	MINIBUS	TOYOTA	ALPHARD 2.4L 2WD AT	2005	1.050	311,000,000	326,550,000
5442	103381 00446	MINIBUS	TOYOTA	ALPHARD 2.4L 2WD AT	2004	1.050	286,000,000	300,300,000
5443	103381 00444	MINIBUS	TOYOTA	ALPHARD 2.4 L A/T	2011	1.050	676,000,000	709,800,000
5444	103381 00444	MINIBUS	TOYOTA	ALPHARD 2.4 L A/T	2010	1.050	646,000,000	678,300,000
5445	103381 00444	MINIBUS	TOYOTA	ALPHARD 2.4 L A/T	2009	1.050	529,000,000	555,450,000
5446	103381 00444	MINIBUS	TOYOTA	ALPHARD 2.4 L A/T	2008	1.050	411,000,000	431,550,000
5447	103381 00444	MINIBUS	TOYOTA	ALPHARD 2.4 L A/T	2007	1.050	339,000,000	355,950,000
5448	103381 00444	MINIBUS	TOYOTA	ALPHARD 2.4 L A/T	2006	1.050	312,000,000	327,600,000
5449	103381 00447	MINIBUS	TOYOTA	ALPHARD 2.4L AX 2WD AT	2005	1.050	313,000,000	328,650,000
5450	103381 00447	MINIBUS	TOYOTA	ALPHARD 2.4L AX 2WD AT	2004	1.050	282,000,000	296,100,000
5451	103381 00448	MINIBUS	TOYOTA	ALPHARD 2.4X A/T	2015	1.050	585,000,000	614,250,000
5452	103381 00448	MINIBUS	TOYOTA	ALPHARD 2.4X A/T	2014	1.050	549,000,000	576,450,000
5453	103381 00448	MINIBUS	TOYOTA	ALPHARD 2.4X A/T	2013	1.050	541,000,000	568,050,000
5454	103381 00448	MINIBUS	TOYOTA	ALPHARD 2.4X A/T	2012	1.050	536,000,000	562,800,000
5455	103381 00448	MINIBUS	TOYOTA	ALPHARD 2.4X A/T	2011	1.050	525,000,000	551,250,000
5456	103381 00448	MINIBUS	TOYOTA	ALPHARD 2.4X A/T	2010	1.050	515,000,000	540,750,000
5457	103381 00448	MINIBUS	TOYOTA	ALPHARD 2.4X A/T	2009	1.050	505,000,000	530,250,000
5458	103381 00449	MINIBUS	TOYOTA	ALPHARD 2.5G A/T	2019	1.050	860,000,000	903,000,000
5459	103381 00449	MINIBUS	TOYOTA	ALPHARD 2.5G A/T	2018	1.050	817,000,000	857,850,000
5460	103381 00449	MINIBUS	TOYOTA	ALPHARD 2.5G A/T	2017	1.050	777,000,000	815,850,000
5461	103381 00449	MINIBUS	TOYOTA	ALPHARD 2.5G A/T	2016	1.050	739,000,000	775,950,000
5462	103381 00449	MINIBUS	TOYOTA	ALPHARD 2.5G A/T	2015	1.050	703,000,000	738,150,000
5463	103381 00450	MINIBUS	TOYOTA	ALPHARD 2.5G HYBRID 4X4 A/T	2019	1.050	1,025,000,000	1,076,250,000
5464	103381 00450	MINIBUS	TOYOTA	ALPHARD 2.5G HYBRID 4X4 A/T	2018	1.050	974,000,000	1,022,700,000
5465	103381 00450	MINIBUS	TOYOTA	ALPHARD 2.5G HYBRID 4X4 A/T	2017	1.050	926,000,000	972,300,000
5466	103381 00450	MINIBUS	TOYOTA	ALPHARD 2.5G HYBRID 4X4 A/T	2016	1.050	880,000,000	924,000,000
5467	103381 00451	MINIBUS	TOYOTA	ALPHARD 2.5X A/T	2019	1.050	740,000,000	777,000,000
5468	103381 00451	MINIBUS	TOYOTA	ALPHARD 2.5X A/T	2018	1.050	703,000,000	738,150,000
5469	103381 00451	MINIBUS	TOYOTA	ALPHARD 2.5X A/T	2017	1.050	668,000,000	701,400,000
5470	103381 00451	MINIBUS	TOYOTA	ALPHARD 2.5X A/T	2016	1.050	635,000,000	666,750,000
5471	103381 00451	MINIBUS	TOYOTA	ALPHARD 2.5X A/T	2015	1.050	604,000,000	634,200,000
5472	103381 00452	MINIBUS	TOYOTA	ALPHARD 3.0 2WD	2009	1.050	610,000,000	640,500,000
5473	103381 00452	MINIBUS	TOYOTA	ALPHARD 3.0 2WD	2008	1.050	492,000,000	516,600,000
5474	103381 00453	MINIBUS	TOYOTA	ALPHARD 3.0 2WD A/T	2007	1.050	470,000,000	493,500,000
5475	103381 00453	MINIBUS	TOYOTA	ALPHARD 3.0 2WD A/T	2006	1.050	439,000,000	460,950,000
5476	103381 00453	MINIBUS	TOYOTA	ALPHARD 3.0 2WD A/T	2005	1.050	427,000,000	448,350,000
5477	103381 00454	MINIBUS	TOYOTA	ALPHARD 3.0 2WD AUTOMATIC	2009	1.050	610,000,000	640,500,000
5478	103381 00454	MINIBUS	TOYOTA	ALPHARD 3.0 2WD AUTOMATIC	2008	1.050	492,000,000	516,600,000
5479	103381 00454	MINIBUS	TOYOTA	ALPHARD 3.0 2WD AUTOMATIC	2007	1.050	470,000,000	493,500,000
5480	103381 00454	MINIBUS	TOYOTA	ALPHARD 3.0 2WD AUTOMATIC	2006	1.050	439,000,000	460,950,000
5481	103381 00455	MINIBUS	TOYOTA	ALPHARD 3.0 4WD AT	2006	1.050	502,000,000	527,100,000
5482	103381 00455	MINIBUS	TOYOTA	ALPHARD 3.0 4WD AT	2005	1.050	479,000,000	502,950,000
5483	103381 00455	MINIBUS	TOYOTA	ALPHARD 3.0 4WD AT	2004	1.050	443,000,000	465,150,000
5484	103381 00456	MINIBUS	TOYOTA	ALPHARD 3.0 A/T	2009	1.050	610,000,000	640,500,000
5485	103381 00456	MINIBUS	TOYOTA	ALPHARD 3.0 A/T	2008	1.050	492,000,000	516,600,000
5486	103381 00456	MINIBUS	TOYOTA	ALPHARD 3.0 A/T	2007	1.050	470,000,000	493,500,000

NO	KODING	JENIS	MERЕК	TIPE	TH BUAT	BOBOT	NJKB	DP PKB
1	2	3	4	5	6	7	8	9
5487	103381 00456	MINIBUS	TOYOTA	ALPHARD 3.0 A/T	2006	1.050	439,000,000	460,950,000
5488	103381 00457	MINIBUS	TOYOTA	ALPHARD 3.0 L	2009	1.050	610,000,000	640,500,000
5489	103381 00457	MINIBUS	TOYOTA	ALPHARD 3.0 L	2008	1.050	492,000,000	516,600,000
5490	103381 00457	MINIBUS	TOYOTA	ALPHARD 3.0 L	2007	1.050	470,000,000	493,500,000
5491	103381 00457	MINIBUS	TOYOTA	ALPHARD 3.0 L	2006	1.050	439,000,000	460,950,000
5492	103381 00458	MINIBUS	TOYOTA	ALPHARD 3.0L 2WD	2009	1.050	610,000,000	640,500,000
5493	103381 00458	MINIBUS	TOYOTA	ALPHARD 3.0L 2WD	2008	1.050	492,000,000	516,600,000
5494	103381 00458	MINIBUS	TOYOTA	ALPHARD 3.0L 2WD	2007	1.050	470,000,000	493,500,000
5495	103381 00458	MINIBUS	TOYOTA	ALPHARD 3.0L 2WD	2006	1.050	439,000,000	460,950,000
5496	103381 00458	MINIBUS	TOYOTA	ALPHARD 3.0L 2WD	2005	1.050	422,000,000	443,100,000
5497	103381 00458	MINIBUS	TOYOTA	ALPHARD 3.0L 2WD	2004	1.050	391,000,000	410,550,000
5498	103381 00459	MINIBUS	TOYOTA	ALPHARD 3.5 A/T (GGH20R-PFTQK)	2015	1.050	868,000,000	911,400,000
5499	103381 00459	MINIBUS	TOYOTA	ALPHARD 3.5 A/T (GGH20R-PFTQK)	2014	1.050	825,000,000	866,250,000
5500	103381 00459	MINIBUS	TOYOTA	ALPHARD 3.5 A/T (GGH20R-PFTQK)	2013	1.050	784,000,000	823,200,000
5501	103381 00459	MINIBUS	TOYOTA	ALPHARD 3.5 A/T (GGH20R-PFTQK)	2012	1.050	745,000,000	782,250,000
5502	103381 00459	MINIBUS	TOYOTA	ALPHARD 3.5 A/T (GGH20R-PFTQK)	2011	1.050	708,000,000	743,400,000
5503	103381 00459	MINIBUS	TOYOTA	ALPHARD 3.5 A/T (GGH20R-PFTQK)	2010	1.050	672,000,000	705,600,000
5504	103381 00459	MINIBUS	TOYOTA	ALPHARD 3.5 A/T (GGH20R-PFTQK)	2009	1.050	639,000,000	670,950,000
5505	103381 00459	MINIBUS	TOYOTA	ALPHARD 3.5 A/T (GGH20R-PFTQK)	2008	1.050	607,000,000	637,350,000
5506	103381 00461	MINIBUS	TOYOTA	ALPHARD 3.5Q A/T	2017	1.050	1,297,000,000	1,361,850,000
5507	103381 00461	MINIBUS	TOYOTA	ALPHARD 3.5Q A/T	2016	1.050	1,232,000,000	1,293,600,000
5508	103381 00461	MINIBUS	TOYOTA	ALPHARD 3.5Q A/T	2015	1.050	967,000,000	1,015,350,000
5509	103381 00462	MINIBUS	TOYOTA	ALPHARD 3.5Q A/T (GGH30R-PFZVK)	2019	1.050	1,402,000,000	1,472,100,000
5510	103381 00462	MINIBUS	TOYOTA	ALPHARD 3.5Q A/T (GGH30R-PFZVK)	2018	1.050	1,332,000,000	1,398,600,000
5511	103381 00460	MINIBUS	TOYOTA	ALPHARD 3.5 VIP A/T	2015	1.050	941,000,000	988,050,000
5512	103381 00463	MINIBUS	TOYOTA	ALPHARD G 2.4 2WD	2012	1.050	649,000,000	681,450,000
5513	103381 00463	MINIBUS	TOYOTA	ALPHARD G 2.4 2WD	2011	1.050	643,000,000	675,150,000
5514	103381 00463	MINIBUS	TOYOTA	ALPHARD G 2.4 2WD	2010	1.050	637,000,000	668,850,000
5515	103381 00463	MINIBUS	TOYOTA	ALPHARD G 2.4 2WD	2009	1.050	529,000,000	555,450,000
5516	103381 00463	MINIBUS	TOYOTA	ALPHARD G 2.4 2WD	2008	1.050	411,000,000	431,550,000
5517	103381 00463	MINIBUS	TOYOTA	ALPHARD G 2.4 2WD	2007	1.050	382,000,000	401,100,000
5518	103381 00463	MINIBUS	TOYOTA	ALPHARD G 2.4 2WD	2006	1.050	322,000,000	338,100,000
5519	103381 00463	MINIBUS	TOYOTA	ALPHARD G 2.4 2WD	2005	1.050	316,000,000	331,800,000
5520	103381 00463	MINIBUS	TOYOTA	ALPHARD G 2.4 2WD	2004	1.050	297,000,000	311,850,000
5521	103381 00464	MINIBUS	TOYOTA	ALPHARD G 2.4L 2WD	2012	1.050	649,000,000	681,450,000
5522	103381 00464	MINIBUS	TOYOTA	ALPHARD G 2.4L 2WD	2011	1.050	643,000,000	675,150,000
5523	103381 00464	MINIBUS	TOYOTA	ALPHARD G 2.4L 2WD	2010	1.050	637,000,000	668,850,000
5524	103381 00464	MINIBUS	TOYOTA	ALPHARD G 2.4L 2WD	2009	1.050	529,000,000	555,450,000
5525	103381 00464	MINIBUS	TOYOTA	ALPHARD G 2.4L 2WD	2008	1.050	411,000,000	431,550,000
5526	103381 00464	MINIBUS	TOYOTA	ALPHARD G 2.4L 2WD	2007	1.050	372,000,000	390,600,000
5527	103381 00464	MINIBUS	TOYOTA	ALPHARD G 2.4L 2WD	2006	1.050	347,000,000	364,350,000
5528	103381 00464	MINIBUS	TOYOTA	ALPHARD G 2.4L 2WD	2005	1.050	333,000,000	349,650,000
5529	103381 00464	MINIBUS	TOYOTA	ALPHARD G 2.4L 2WD	2004	1.050	297,000,000	311,850,000
5530	103381 00465	MINIBUS	TOYOTA	ALPHARD G 2.5L 2WD AT	2015	1.050	706,000,000	741,300,000
5531	103381 00466	MINIBUS	TOYOTA	ALPHARD G 3.0 2WD AT	2007	1.050	472,000,000	495,600,000
5532	103381 00466	MINIBUS	TOYOTA	ALPHARD G 3.0 2WD AT	2006	1.050	439,000,000	460,950,000
5533	103381 00466	MINIBUS	TOYOTA	ALPHARD G 3.0 2WD AT	2005	1.050	427,000,000	448,350,000
5534	103381 00466	MINIBUS	TOYOTA	ALPHARD G 3.0 2WD AT	2004	1.050	391,000,000	410,550,000
5535	103381 00467	MINIBUS	TOYOTA	ALPHARD S 2.4 A/T	2012	1.050	600,000,000	630,000,000
5536	103381 00467	MINIBUS	TOYOTA	ALPHARD S 2.4 A/T	2011	1.050	552,000,000	579,600,000
5537	103381 01090	MINIBUS	TOYOTA	ALPHARD S 2.5 A/T	2019	1.050	810,000,000	850,500,000
5538	103381 00468	MINIBUS	TOYOTA	ALPHARD S 2.5L 2WD AT	2015	1.050	600,000,000	630,000,000
5539	103381 00470	MINIBUS	TOYOTA	ALPHARD SA 2.5L 2WD A/T	2015	1.050	631,000,000	662,550,000
5540	103381 00471	MINIBUS	TOYOTA	ALPHARD SC 2.4 AT	2014	1.050	566,000,000	594,300,000
5541	103381 00471	MINIBUS	TOYOTA	ALPHARD SC 2.4 AT	2013	1.050	539,000,000	565,950,000
5542	103381 01091	MINIBUS	TOYOTA	ALPHARD SC 2.5 A/T	2019	1.050	882,000,000	926,100,000
5543	103381 00472	MINIBUS	TOYOTA	ALPHARD SC 2.5L 2WD AT	2019	1.050	882,000,000	926,100,000
5544	103381 00472	MINIBUS	TOYOTA	ALPHARD SC 2.5L 2WD AT	2015	1.050	706,000,000	741,300,000
5545	103381 00469	MINIBUS	TOYOTA	ALPHARD S.G S 2.4 AT	2015	1.050	574,000,000	602,700,000
5546	103381 00469	MINIBUS	TOYOTA	ALPHARD S.G S 2.4 AT	2014	1.050	547,000,000	574,350,000
5547	103381 00473	MINIBUS	TOYOTA	ALPHARD V 2.4 2WD	2010	1.050	656,000,000	688,800,000
5548	103381 00473	MINIBUS	TOYOTA	ALPHARD V 2.4 2WD	2009	1.050	539,000,000	565,950,000
5549	103381 00473	MINIBUS	TOYOTA	ALPHARD V 2.4 2WD	2008	1.050	418,000,000	438,900,000
5550	103381 00474	MINIBUS	TOYOTA	ALPHARD V 2.4 2wd A/T	2010	1.050	656,000,000	688,800,000
5551	103381 00474	MINIBUS	TOYOTA	ALPHARD V 2.4 2wd A/T	2009	1.050	539,000,000	565,950,000
5552	103381 00474	MINIBUS	TOYOTA	ALPHARD V 2.4 2wd A/T	2008	1.050	418,000,000	438,900,000
5553	103381 00474	MINIBUS	TOYOTA	ALPHARD V 2.4 2wd A/T	2005	1.050	349,000,000	366,450,000
5554	103381 00474	MINIBUS	TOYOTA	ALPHARD V 2.4 2wd A/T	2004	1.050	322,000,000	338,100,000
5555	103381 00475	MINIBUS	TOYOTA	ALPHARD V 2.4 A/T	2010	1.050	656,000,000	688,800,000
5556	103381 00475	MINIBUS	TOYOTA	ALPHARD V 2.4 A/T	2009	1.050	539,000,000	565,950,000
5557	103381 00475	MINIBUS	TOYOTA	ALPHARD V 2.4 A/T	2008	1.050	418,000,000	438,900,000
5558	103381 00478	MINIBUS	TOYOTA	ALPHARD V.3.0 / 2994cc	2009	1.050	628,000,000	659,400,000
5559	103381 00478	MINIBUS	TOYOTA	ALPHARD V.3.0 / 2994cc	2008	1.050	508,000,000	533,400,000
5560	103381 00478	MINIBUS	TOYOTA	ALPHARD V.3.0 / 2994cc	2007	1.050	503,000,000	528,150,000
5561	103381 00478	MINIBUS	TOYOTA	ALPHARD V.3.0 / 2994cc	2006	1.050	465,000,000	488,250,000
5562	103381 00478	MINIBUS	TOYOTA	ALPHARD V.3.0 / 2994cc	2005	1.050	449,000,000	471,450,000
5563	103381 00478	MINIBUS	TOYOTA	ALPHARD V.3.0 / 2994cc	2004	1.050	417,000,000	437,850,000
5564	103381 00478	MINIBUS	TOYOTA	ALPHARD V.3.0 / 2994cc	2003	1.050	410,000,000	430,500,000
5565	103381 00478	MINIBUS	TOYOTA	ALPHARD V.3.0 / 2994cc	2002	1.050	399,000,000	418,950,000
5566	103381 00476	MINIBUS	TOYOTA	ALPHARD V 3.0 2WD AT	2007	1.050	497,000,000	521,850,000
5567	103381 00476	MINIBUS	TOYOTA	ALPHARD V 3.0 2WD AT	2006	1.050	465,000,000	488,250,000
5568	103381 00476	MINIBUS	TOYOTA	ALPHARD V 3.0 2WD AT	2005	1.050	449,000,000	471,450,000
5569	103381 00476	MINIBUS	TOYOTA	ALPHARD V 3.0 2WD AT	2004	1.050	424,000,000	445,200,000
5570	103381 00477	MINIBUS	TOYOTA	ALPHARD V 3.0 4WD AT	2009	1.050	647,000,000	679,350,000
5571	103381 00477	MINIBUS	TOYOTA	ALPHARD V 3.0 4WD AT	2008	1.050	523,000,000	549,150,000
5572	103381 00477	MINIBUS	TOYOTA	ALPHARD V 3.0 4WD AT	2007	1.050	512,000,000	537,600,000
5573	103381 00477	MINIBUS	TOYOTA	ALPHARD V 3.0 4WD AT	2006	1.050	478,000,000	501,900,000
5574	103381 00477	MINIBUS	TOYOTA	ALPHARD V 3.0 4WD AT	2005	1.050	466,000,000	489,300,000
5575	103381 00477	MINIBUS	TOYOTA	ALPHARD V 3.0 4WD AT	2004	1.050	439,000,000	460,950,000
5576	103381 00479	MINIBUS	TOYOTA	ALPHARD V3.0 4WD AUTOMATIC	2009	1.050	647,000,000	679,350,000

NO	KODING	JENIS	MEREK	TIPE	TH BUAT	BOBOT	NJKB	DP PKB
1	2	3	4	5	6	7	8	9
5577	103381 00479	MINIBUS	TOYOTA	ALPHARD V3.0 4WD AUTOMATIC	2008	1.050	523,000,000	549,150,000
5578	103381 00479	MINIBUS	TOYOTA	ALPHARD V3.0 4WD AUTOMATIC	2007	1.050	512,000,000	537,600,000
5579	103381 00479	MINIBUS	TOYOTA	ALPHARD V3.0 4WD AUTOMATIC	2006	1.050	478,000,000	501,900,000
5580	103381 00480	MINIBUS	TOYOTA	ALPHARD X 2.5L 2WD AT	2015	1.050	556,000,000	583,800,000
5581	103381 00510	MINIBUS	TOYOTA	AVANZA 1300 / AT (F601RM-GQMFJ)	2007	1.050	88,000,000	92,400,000
5582	103381 00510	MINIBUS	TOYOTA	AVANZA 1300 / AT (F601RM-GQMFJ)	2006	1.050	87,000,000	91,350,000
5583	103381 00510	MINIBUS	TOYOTA	AVANZA 1300 / AT (F601RM-GQMFJ)	2005	1.050	83,000,000	87,150,000
5584	103381 00510	MINIBUS	TOYOTA	AVANZA 1300 / AT (F601RM-GQMFJ)	2004	1.050	79,000,000	82,950,000
5585	103381 00511	MINIBUS	TOYOTA	AVANZA 1300 E (F601RM GMDFJJ)	2011	1.050	103,000,000	108,150,000
5586	103381 00511	MINIBUS	TOYOTA	AVANZA 1300 E (F601RM GMDFJJ)	2010	1.050	101,000,000	106,050,000
5587	103381 00511	MINIBUS	TOYOTA	AVANZA 1300 E (F601RM GMDFJJ)	2009	1.050	93,000,000	97,650,000
5588	103381 00511	MINIBUS	TOYOTA	AVANZA 1300 E (F601RM GMDFJJ)	2008	1.050	82,000,000	86,100,000
5589	103381 00511	MINIBUS	TOYOTA	AVANZA 1300 E (F601RM GMDFJJ)	2007	1.050	71,000,000	74,550,000
5590	103381 00511	MINIBUS	TOYOTA	AVANZA 1300 E (F601RM GMDFJJ)	2006	1.050	70,000,000	73,500,000
5591	103381 00508	MINIBUS	TOYOTA	AVANZA 1300 (FM601RM-GMDEJ)	2007	1.050	71,000,000	74,550,000
5592	103381 00508	MINIBUS	TOYOTA	AVANZA 1300 (FM601RM-GMDEJ)	2006	1.050	70,000,000	73,500,000
5593	103381 00508	MINIBUS	TOYOTA	AVANZA 1300 (FM601RM-GMDEJ)	2005	1.050	68,000,000	71,400,000
5594	103381 00508	MINIBUS	TOYOTA	AVANZA 1300 (FM601RM-GMDEJ)	2004	1.050	62,000,000	65,100,000
5595	103381 00509	MINIBUS	TOYOTA	AVANZA 1300 (FM601RM-GMMEJ)	2007	1.050	78,000,000	81,900,000
5596	103381 00509	MINIBUS	TOYOTA	AVANZA 1300 (FM601RM-GMMEJ)	2006	1.050	77,000,000	80,850,000
5597	103381 00509	MINIBUS	TOYOTA	AVANZA 1300 (FM601RM-GMMEJ)	2005	1.050	73,000,000	76,650,000
5598	103381 00509	MINIBUS	TOYOTA	AVANZA 1300 (FM601RM-GMMEJ)	2004	1.050	69,000,000	72,450,000
5599	103381 00512	MINIBUS	TOYOTA	AVANZA 1300 G (F601RM GMMFJJ)	2011	1.050	115,000,000	120,750,000
5600	103381 00512	MINIBUS	TOYOTA	AVANZA 1300 G (F601RM GMMFJJ)	2010	1.050	113,000,000	118,650,000
5601	103381 00512	MINIBUS	TOYOTA	AVANZA 1300 G (F601RM GMMFJJ)	2009	1.050	102,000,000	107,100,000
5602	103381 00512	MINIBUS	TOYOTA	AVANZA 1300 G (F601RM GMMFJJ)	2008	1.050	90,000,000	94,500,000
5603	103381 00512	MINIBUS	TOYOTA	AVANZA 1300 G (F601RM GMMFJJ)	2007	1.050	78,000,000	81,900,000
5604	103381 00512	MINIBUS	TOYOTA	AVANZA 1300 G (F601RM GMMFJJ)	2006	1.050	77,000,000	80,850,000
5605	103381 00512	MINIBUS	TOYOTA	AVANZA 1300 G (F601RM GMMFJJ)	2005	1.050	73,000,000	76,650,000
5606	103381 00512	MINIBUS	TOYOTA	AVANZA 1300 G (F601RM GMMFJJ)	2004	1.050	69,000,000	72,450,000
5607	103381 00481	MINIBUS	TOYOTA	AVANZA 1.3 E A/T	2017	1.050	154,000,000	161,700,000
5608	103381 00481	MINIBUS	TOYOTA	AVANZA 1.3 E A/T	2016	1.050	146,000,000	153,300,000
5609	103381 00481	MINIBUS	TOYOTA	AVANZA 1.3 E A/T	2015	1.050	139,000,000	145,950,000
5610	103381 00481	MINIBUS	TOYOTA	AVANZA 1.3 E A/T	2014	1.050	135,000,000	141,750,000
5611	103381 00481	MINIBUS	TOYOTA	AVANZA 1.3 E A/T	2013	1.050	128,000,000	134,400,000
5612	103381 00481	MINIBUS	TOYOTA	AVANZA 1.3 E A/T	2012	1.050	123,000,000	129,150,000
5613	103381 00481	MINIBUS	TOYOTA	AVANZA 1.3 E A/T	2011	1.050	113,000,000	118,650,000
5614	103381 00481	MINIBUS	TOYOTA	AVANZA 1.3 E A/T	2010	1.050	111,000,000	116,550,000
5615	103381 00481	MINIBUS	TOYOTA	AVANZA 1.3 E A/T	2009	1.050	103,000,000	108,150,000
5616	103381 00482	MINIBUS	TOYOTA	AVANZA 1.3 E A/T (F653RM-GQDFJ)	2019	1.050	158,000,000	165,900,000
5617	103381 00482	MINIBUS	TOYOTA	AVANZA 1.3 E A/T (F653RM-GQDFJ)	2018	1.050	151,000,000	158,550,000
5618	103381 00483	MINIBUS	TOYOTA	AVANZA 1.3 E M/T	2018	1.050	152,000,000	159,600,000
5619	103381 00483	MINIBUS	TOYOTA	AVANZA 1.3 E M/T	2017	1.050	145,000,000	152,250,000
5620	103381 00483	MINIBUS	TOYOTA	AVANZA 1.3 E M/T	2016	1.050	138,000,000	144,900,000
5621	103381 00483	MINIBUS	TOYOTA	AVANZA 1.3 E M/T	2015	1.050	131,000,000	137,550,000
5622	103381 00484	MINIBUS	TOYOTA	AVANZA 1.3 E M/T (F653RM-GMDFJ)	2019	1.050	149,000,000	156,450,000
5623	103381 00484	MINIBUS	TOYOTA	AVANZA 1.3 E M/T (F653RM-GMDFJ)	2018	1.050	142,000,000	149,100,000
5624	103381 00485	MINIBUS	TOYOTA	AVANZA 1.3 E STD A/T	2018	1.050	160,000,000	168,000,000
5625	103381 00485	MINIBUS	TOYOTA	AVANZA 1.3 E STD A/T	2017	1.050	152,000,000	159,600,000
5626	103381 00485	MINIBUS	TOYOTA	AVANZA 1.3 E STD A/T	2016	1.050	144,000,000	151,200,000
5627	103381 00485	MINIBUS	TOYOTA	AVANZA 1.3 E STD A/T	2015	1.050	137,000,000	143,850,000
5628	103381 00486	MINIBUS	TOYOTA	AVANZA 1.3 E STD A/T (F653RM-GQDFJ)	2019	1.050	156,000,000	163,800,000
5629	103381 00486	MINIBUS	TOYOTA	AVANZA 1.3 E STD A/T (F653RM-GQDFJ)	2018	1.050	149,000,000	156,450,000
5630	103381 00487	MINIBUS	TOYOTA	AVANZA 1.3 E STD M/T	2018	1.050	150,000,000	157,500,000
5631	103381 00487	MINIBUS	TOYOTA	AVANZA 1.3 E STD M/T	2017	1.050	143,000,000	150,150,000
5632	103381 00487	MINIBUS	TOYOTA	AVANZA 1.3 E STD M/T	2016	1.050	136,000,000	142,800,000
5633	103381 00487	MINIBUS	TOYOTA	AVANZA 1.3 E STD M/T	2015	1.050	129,000,000	135,450,000
5634	103381 00488	MINIBUS	TOYOTA	AVANZA 1.3 E STD M/T (F653RM-GMDFJ)	2019	1.050	147,000,000	154,350,000
5635	103381 00488	MINIBUS	TOYOTA	AVANZA 1.3 E STD M/T (F653RM-GMDFJ)	2018	1.050	140,000,000	147,000,000
5636	103381 00489	MINIBUS	TOYOTA	AVANZA 1.3 E TRANSMOVER M/T	2017	1.050	124,000,000	130,200,000
5637	103381 00489	MINIBUS	TOYOTA	AVANZA 1.3 E TRANSMOVER M/T	2016	1.050	118,000,000	123,900,000
5638	103381 00490	MINIBUS	TOYOTA	AVANZA 1.3 G A/T	2018	1.050	175,000,000	183,750,000
5639	103381 00490	MINIBUS	TOYOTA	AVANZA 1.3 G A/T	2017	1.050	167,000,000	175,350,000
5640	103381 00490	MINIBUS	TOYOTA	AVANZA 1.3 G A/T	2016	1.050	159,000,000	166,950,000
5641	103381 00490	MINIBUS	TOYOTA	AVANZA 1.3 G A/T	2015	1.050	151,000,000	158,550,000
5642	103381 00490	MINIBUS	TOYOTA	AVANZA 1.3 G A/T	2014	1.050	146,000,000	153,300,000
5643	103381 00490	MINIBUS	TOYOTA	AVANZA 1.3 G A/T	2013	1.050	140,000,000	147,000,000
5644	103381 00490	MINIBUS	TOYOTA	AVANZA 1.3 G A/T	2012	1.050	134,000,000	140,700,000
5645	103381 00490	MINIBUS	TOYOTA	AVANZA 1.3 G A/T	2011	1.050	124,000,000	130,200,000
5646	103381 00490	MINIBUS	TOYOTA	AVANZA 1.3 G A/T	2010	1.050	122,000,000	128,100,000
5647	103381 00490	MINIBUS	TOYOTA	AVANZA 1.3 G A/T	2009	1.050	112,000,000	117,600,000
5648	103381 00491	MINIBUS	TOYOTA	AVANZA 1.3 G A/T (F653RM-GQMFJ)	2019	1.050	171,000,000	179,550,000
5649	103381 00491	MINIBUS	TOYOTA	AVANZA 1.3 G A/T (F653RM-GQMFJ)	2018	1.050	163,000,000	171,150,000
5650	103381 00492	MINIBUS	TOYOTA	AVANZA 1.3 G M/T	2018	1.050	167,000,000	175,350,000
5651	103381 00492	MINIBUS	TOYOTA	AVANZA 1.3 G M/T	2017	1.050	159,000,000	166,950,000
5652	103381 00492	MINIBUS	TOYOTA	AVANZA 1.3 G M/T	2016	1.050	151,000,000	158,550,000
5653	103381 00492	MINIBUS	TOYOTA	AVANZA 1.3 G M/T	2015	1.050	143,000,000	150,150,000
5654	103381 00493	MINIBUS	TOYOTA	AVANZA 1.3 G M/T (F653RM-GMMFJ)	2019	1.050	163,000,000	171,150,000
5655	103381 00493	MINIBUS	TOYOTA	AVANZA 1.3 G M/T (F653RM-GMMFJ)	2018	1.050	155,000,000	162,750,000
5656	103381 00494	MINIBUS	TOYOTA	AVANZA 1.3 TRANSMOVER M/T (F653RM-GMDFJ)	2019	1.050	124,000,000	130,200,000
5657	103381 00494	MINIBUS	TOYOTA	AVANZA 1.3 TRANSMOVER M/T (F653RM-GMDFJ)	2018	1.050	118,000,000	123,900,000
5658	103381 00495	MINIBUS	TOYOTA	AVANZA 1.3 VELOZ A/T	2018	1.050	181,000,000	190,050,000
5659	103381 00495	MINIBUS	TOYOTA	AVANZA 1.3 VELOZ A/T	2017	1.050	172,000,000	180,600,000
5660	103381 00495	MINIBUS	TOYOTA	AVANZA 1.3 VELOZ A/T	2016	1.050	163,000,000	171,150,000
5661	103381 00495	MINIBUS	TOYOTA	AVANZA 1.3 VELOZ A/T	2015	1.050	155,000,000	162,750,000
5662	103381 00496	MINIBUS	TOYOTA	AVANZA 1.3 VELOZ A/T (F653RM-GQSFJ)	2019	1.050	177,000,000	185,850,000
5663	103381 00496	MINIBUS	TOYOTA	AVANZA 1.3 VELOZ A/T (F653RM-GQSFJ)	2018	1.050	169,000,000	177,450,000
5664	103381 00497	MINIBUS	TOYOTA	AVANZA 1.3 VELOZ M/T	2018	1.050	171,000,000	179,550,000
5665	103381 00497	MINIBUS	TOYOTA	AVANZA 1.3 VELOZ M/T	2017	1.050	163,000,000	171,150,000
5666	103381 00497	MINIBUS	TOYOTA	AVANZA 1.3 VELOZ M/T	2016	1.050	155,000,000	162,750,000

NO	KODING	JENIS	MEREK	TIPE	TH BUAT	BOBOT	NJKB	DP PKB
1	2	3	4	5	6	7	8	9
5667	103381 00497	MINIBUS	TOYOTA	AVANZA 1.3 VELOZ M/T	2015	1.050	147,000,000	154,350,000
5668	103381 00498	MINIBUS	TOYOTA	AVANZA 1.3 VELOZ M/T (F653RM-GMSFJ)	2019	1.050	168,000,000	176,400,000
5669	103381 00498	MINIBUS	TOYOTA	AVANZA 1.3 VELOZ M/T (F653RM-GMSFJ)	2018	1.050	160,000,000	168,000,000
5670	103381 00514	MINIBUS	TOYOTA	AVANZA 1500 S AUTOMATIC (F602RM GMSFJJ)	2011	1.050	131,000,000	137,550,000
5671	103381 00514	MINIBUS	TOYOTA	AVANZA 1500 S AUTOMATIC (F602RM GMSFJJ)	2010	1.050	129,000,000	135,450,000
5672	103381 00514	MINIBUS	TOYOTA	AVANZA 1500 S AUTOMATIC (F602RM GMSFJJ)	2009	1.050	120,000,000	126,000,000
5673	103381 00514	MINIBUS	TOYOTA	AVANZA 1500 S AUTOMATIC (F602RM GMSFJJ)	2008	1.050	109,000,000	114,450,000
5674	103381 00514	MINIBUS	TOYOTA	AVANZA 1500 S AUTOMATIC (F602RM GMSFJJ)	2007	1.050	98,000,000	102,900,000
5675	103381 00514	MINIBUS	TOYOTA	AVANZA 1500 S AUTOMATIC (F602RM GMSFJJ)	2006	1.050	97,000,000	101,850,000
5676	103381 00513	MINIBUS	TOYOTA	AVANZA 1500 S (F602RM GMSFJJ)	2011	1.050	123,000,000	129,150,000
5677	103381 00513	MINIBUS	TOYOTA	AVANZA 1500 S (F602RM GMSFJJ)	2010	1.050	122,000,000	128,100,000
5678	103381 00513	MINIBUS	TOYOTA	AVANZA 1500 S (F602RM GMSFJJ)	2009	1.050	111,000,000	116,550,000
5679	103381 00513	MINIBUS	TOYOTA	AVANZA 1500 S (F602RM GMSFJJ)	2008	1.050	101,000,000	106,050,000
5680	103381 00513	MINIBUS	TOYOTA	AVANZA 1500 S (F602RM GMSFJJ)	2007	1.050	88,000,000	92,400,000
5681	103381 00513	MINIBUS	TOYOTA	AVANZA 1500 S (F602RM GMSFJJ)	2006	1.050	87,000,000	91,350,000
5682	103381 00499	MINIBUS	TOYOTA	AVANZA 1.5 G A/T	2011	1.050	126,000,000	132,300,000
5683	103381 00500	MINIBUS	TOYOTA	AVANZA 1.5 G M/T	2018	1.050	177,000,000	185,850,000
5684	103381 00500	MINIBUS	TOYOTA	AVANZA 1.5 G M/T	2017	1.050	169,000,000	177,450,000
5685	103381 00500	MINIBUS	TOYOTA	AVANZA 1.5 G M/T	2016	1.050	161,000,000	169,050,000
5686	103381 00500	MINIBUS	TOYOTA	AVANZA 1.5 G M/T	2015	1.050	153,000,000	160,650,000
5687	103381 00500	MINIBUS	TOYOTA	AVANZA 1.5 G M/T	2014	1.050	145,000,000	152,250,000
5688	103381 00500	MINIBUS	TOYOTA	AVANZA 1.5 G M/T	2013	1.050	138,000,000	144,900,000
5689	103381 00500	MINIBUS	TOYOTA	AVANZA 1.5 G M/T	2012	1.050	131,000,000	137,550,000
5690	103381 00500	MINIBUS	TOYOTA	AVANZA 1.5 G M/T	2011	1.050	124,000,000	130,200,000
5691	103381 00501	MINIBUS	TOYOTA	AVANZA 1.5 G M/T (F654RM-GMMFJ)	2019	1.050	173,000,000	181,650,000
5692	103381 00501	MINIBUS	TOYOTA	AVANZA 1.5 G M/T (F654RM-GMMFJ)	2018	1.050	165,000,000	173,250,000
5693	103381 00502	MINIBUS	TOYOTA	AVANZA 1.5 VELOZ A/T	2018	1.050	190,000,000	199,500,000
5694	103381 00502	MINIBUS	TOYOTA	AVANZA 1.5 VELOZ A/T	2017	1.050	181,000,000	190,050,000
5695	103381 00502	MINIBUS	TOYOTA	AVANZA 1.5 VELOZ A/T	2016	1.050	172,000,000	180,600,000
5696	103381 00502	MINIBUS	TOYOTA	AVANZA 1.5 VELOZ A/T	2015	1.050	163,000,000	171,150,000
5697	103381 00503	MINIBUS	TOYOTA	AVANZA 1.5 VELOZ A/T (F654RM-GQSFJ)	2019	1.050	187,000,000	196,350,000
5698	103381 00503	MINIBUS	TOYOTA	AVANZA 1.5 VELOZ A/T (F654RM-GQSFJ)	2018	1.050	178,000,000	186,900,000
5699	103381 00504	MINIBUS	TOYOTA	AVANZA 1.5 VELOZ M/T	2018	1.050	181,000,000	190,050,000
5700	103381 00504	MINIBUS	TOYOTA	AVANZA 1.5 VELOZ M/T	2017	1.050	172,000,000	180,600,000
5701	103381 00504	MINIBUS	TOYOTA	AVANZA 1.5 VELOZ M/T	2016	1.050	163,000,000	171,150,000
5702	103381 00504	MINIBUS	TOYOTA	AVANZA 1.5 VELOZ M/T	2015	1.050	155,000,000	162,750,000
5703	103381 00505	MINIBUS	TOYOTA	AVANZA 1.5 VELOZ M/T (F654RM-GMSFJ)	2019	1.050	178,000,000	186,900,000
5704	103381 00505	MINIBUS	TOYOTA	AVANZA 1.5 VELOZ M/T (F654RM-GMSFJ)	2018	1.050	170,000,000	178,500,000
5705	103381 00506	MINIBUS	TOYOTA	AVANZA 1.5 VELOZ TIGRE A/T	2017	1.050	183,000,000	192,150,000
5706	103381 00506	MINIBUS	TOYOTA	AVANZA 1.5 VELOZ TIGRE A/T	2005	1.050	155,000,000	162,750,000
5707	103381 00507	MINIBUS	TOYOTA	AVANZA 1.5 VELOZ TIGRE M/T	2017	1.050	173,000,000	181,650,000
5708	103381 00507	MINIBUS	TOYOTA	AVANZA 1.5 VELOZ TIGRE M/T	2005	1.050	170,000,000	178,500,000
5709	103381 00515	MINIBUS	TOYOTA	B401RA-GMQFJ (CALYA 1.2 E M/T)	2019	1.050	107,000,000	112,350,000
5710	103381 00515	MINIBUS	TOYOTA	B401RA-GMQFJ (CALYA 1.2 E M/T)	2018	1.050	102,000,000	107,100,000
5711	103381 00515	MINIBUS	TOYOTA	B401RA-GMQFJ (CALYA 1.2 E M/T)	2017	1.050	97,000,000	101,850,000
5712	103381 00515	MINIBUS	TOYOTA	B401RA-GMQFJ (CALYA 1.2 E M/T)	2016	1.050	93,000,000	97,650,000
5713	103381 00516	MINIBUS	TOYOTA	B401RA-GMQFJ (CALYA 1.2 E STD M/T)	2017	1.050	101,000,000	106,050,000
5714	103381 00516	MINIBUS	TOYOTA	B401RA-GMQFJ (CALYA 1.2 E STD M/T)	2016	1.050	96,000,000	100,800,000
5715	103381 00517	MINIBUS	TOYOTA	B401RA-GMQFJ STD (CALYA 1.2 E STD M/T)	2019	1.050	105,000,000	110,250,000
5716	103381 00517	MINIBUS	TOYOTA	B401RA-GMQFJ STD (CALYA 1.2 E STD M/T)	2018	1.050	100,000,000	105,000,000
5717	103381 00518	MINIBUS	TOYOTA	B401RA-GMZFJ (CALYA 1.2 G M/T)	2019	1.050	111,000,000	116,550,000
5718	103381 00518	MINIBUS	TOYOTA	B401RA-GMZFJ (CALYA 1.2 G M/T)	2018	1.050	106,000,000	111,300,000
5719	103381 00518	MINIBUS	TOYOTA	B401RA-GMZFJ (CALYA 1.2 G M/T)	2017	1.050	101,000,000	106,050,000
5720	103381 00518	MINIBUS	TOYOTA	B401RA-GMZFJ (CALYA 1.2 G M/T)	2016	1.050	96,000,000	100,800,000
5721	103381 00519	MINIBUS	TOYOTA	B401RA-GQQFJ (CALYA 1.2 E A/T)	2019	1.050	117,000,000	122,850,000
5722	103381 00519	MINIBUS	TOYOTA	B401RA-GQQFJ (CALYA 1.2 E A/T)	2018	1.050	112,000,000	117,600,000
5723	103381 00519	MINIBUS	TOYOTA	B401RA-GQQFJ (CALYA 1.2 E A/T)	2017	1.050	107,000,000	112,350,000
5724	103381 00519	MINIBUS	TOYOTA	B401RA-GQQFJ (CALYA 1.2 E A/T)	2016	1.050	102,000,000	107,100,000
5725	103381 00520	MINIBUS	TOYOTA	B401RA-GQZFJ (CALYA 1.2 G A/T)	2019	1.050	121,000,000	127,050,000
5726	103381 00520	MINIBUS	TOYOTA	B401RA-GQZFJ (CALYA 1.2 G A/T)	2018	1.050	115,000,000	120,750,000
5727	103381 00520	MINIBUS	TOYOTA	B401RA-GQZFJ (CALYA 1.2 G A/T)	2017	1.050	110,000,000	115,500,000
5728	103381 00520	MINIBUS	TOYOTA	B401RA-GQZFJ (CALYA 1.2 G A/T)	2016	1.050	105,000,000	110,250,000
5729	103381 00523	MINIBUS	TOYOTA	CALDINA GT-FOUR2.0 AT	2005	1.050	155,000,000	162,750,000
5730	103381 00524	MINIBUS	TOYOTA	CALDINA Z 2.0 ATGT-FOUR 2.0 AT	2005	1.050	219,000,000	229,950,000
5731	103381 00521	MINIBUS	TOYOTA	C-HR 1.8 A/T (ZGX11R-CHXEGD)	2019	1.050	381,000,000	400,050,000
5732	103381 00521	MINIBUS	TOYOTA	C-HR 1.8 A/T (ZGX11R-CHXEGD)	2018	1.050	362,000,000	380,100,000
5733	103381 00522	MINIBUS	TOYOTA	C-HR 1.8 HV A/T (ZYG10R-CHXGBT)	2019	1.050	405,000,000	425,250,000
5734	103381 00522	MINIBUS	TOYOTA	C-HR 1.8 HV A/T (ZYG10R-CHXGBT)	2018	1.050	385,000,000	404,250,000
5735	103381 00525	MINIBUS	TOYOTA	COASTER 4.153cc	2003	1.050	268,000,000	281,400,000
5736	103381 00526	MINIBUS	TOYOTA	COMMUTER 2.5 MANUAL	2009	1.050	338,000,000	354,900,000
5737	103381 00526	MINIBUS	TOYOTA	COMMUTER 2.5 MANUAL	2008	1.050	285,000,000	299,250,000
5738	103381 00526	MINIBUS	TOYOTA	COMMUTER 2.5 MANUAL	2007	1.050	260,000,000	273,000,000
5739	103381 00526	MINIBUS	TOYOTA	COMMUTER 2.5 MANUAL	2006	1.050	225,000,000	236,250,000
5740	103381 00527	MINIBUS	TOYOTA	COROLLA FIELDER 1.5 L AT	2005	1.050	104,000,000	109,200,000
5741	103381 00527	MINIBUS	TOYOTA	COROLLA FIELDER 1.5 L AT	2004	1.050	96,000,000	100,800,000
5742	103381 00528	MINIBUS	TOYOTA	ESTIMA 1998cc	1997	1.050	47,000,000	49,350,000
5743	103381 00530	MINIBUS	TOYOTA	ESTIMA 2438cc	2004	1.050	285,000,000	299,250,000
5744	103381 00530	MINIBUS	TOYOTA	ESTIMA 2438cc	1997	1.050	179,000,000	187,950,000
5745	103381 00529	MINIBUS	TOYOTA	ESTIMA 2.4 AUTOMATIC	2007	1.050	282,000,000	296,100,000
5746	103381 00529	MINIBUS	TOYOTA	ESTIMA 2.4 AUTOMATIC	2006	1.050	250,000,000	262,500,000
5747	103381 00531	MINIBUS	TOYOTA	ESTIMA 3.0L AT	2001	1.050	295,000,000	309,750,000
5748	103381 00532	MINIBUS	TOYOTA	ETIOS 1.2 E M/T	2017	1.050	128,000,000	134,400,000
5749	103381 00532	MINIBUS	TOYOTA	ETIOS 1.2 E M/T	2016	1.050	122,000,000	128,100,000
5750	103381 00532	MINIBUS	TOYOTA	ETIOS 1.2 E M/T	2015	1.050	120,000,000	126,000,000
5751	103381 00532	MINIBUS	TOYOTA	ETIOS 1.2 E M/T	2014	1.050	114,000,000	119,700,000
5752	103381 00532	MINIBUS	TOYOTA	ETIOS 1.2 E M/T	2013	1.050	108,000,000	113,400,000
5753	103381 00533	MINIBUS	TOYOTA	ETIOS 1.2 G M/T	2017	1.050	136,000,000	142,800,000
5754	103381 00533	MINIBUS	TOYOTA	ETIOS 1.2 G M/T	2016	1.050	129,000,000	135,450,000
5755	103381 00533	MINIBUS	TOYOTA	ETIOS 1.2 G M/T	2015	1.050	123,000,000	129,150,000
5756	103381 00533	MINIBUS	TOYOTA	ETIOS 1.2 G M/T	2014	1.050	117,000,000	122,850,000

NO	KODING	JENIS	MEREK	TIPE	TH BUAT	BOBOT	NJKB	DP PKB
1	2	3	4	5	6	7	8	9
5757	103381 00533	MINIBUS	TOYOTA	ETIOS 1.2 G M/T	2013	1.050	111,000,000	116,550,000
5758	103381 00534	MINIBUS	TOYOTA	ETIOS 1.2 J M/T	2015	1.050	106,000,000	111,300,000
5759	103381 00534	MINIBUS	TOYOTA	ETIOS 1.2 J M/T	2014	1.050	101,000,000	106,050,000
5760	103381 00534	MINIBUS	TOYOTA	ETIOS 1.2 J M/T	2013	1.050	97,000,000	101,850,000
5761	103381 00535	MINIBUS	TOYOTA	ETIOS 1.2 JX M/T	2017	1.050	116,000,000	121,800,000
5762	103381 00535	MINIBUS	TOYOTA	ETIOS 1.2 JX M/T	2016	1.050	110,000,000	115,500,000
5763	103381 00536	MINIBUS	TOYOTA	FORTUNER 2.5 G A/T	2012	1.050	294,000,000	308,700,000
5764	103381 00536	MINIBUS	TOYOTA	FORTUNER 2.5 G A/T	2011	1.050	288,000,000	302,400,000
5765	103381 00536	MINIBUS	TOYOTA	FORTUNER 2.5 G A/T	2010	1.050	280,000,000	294,000,000
5766	103381 00536	MINIBUS	TOYOTA	FORTUNER 2.5 G A/T	2009	1.050	250,000,000	262,500,000
5767	103381 00539	MINIBUS	TOYOTA	FORTUNER 2.5G DIESEL (KUN60R-NKMSHD)	2008	1.050	208,000,000	218,400,000
5768	103381 00539	MINIBUS	TOYOTA	FORTUNER 2.5G DIESEL (KUN60R-NKMSHD)	2007	1.050	203,000,000	213,150,000
5769	103381 00537	MINIBUS	TOYOTA	FORTUNER 2.5 G M/T	2011	1.050	278,000,000	291,900,000
5770	103381 00537	MINIBUS	TOYOTA	FORTUNER 2.5 G M/T	2010	1.050	269,000,000	282,450,000
5771	103381 00537	MINIBUS	TOYOTA	FORTUNER 2.5 G M/T	2009	1.050	235,000,000	246,750,000
5772	103381 00537	MINIBUS	TOYOTA	FORTUNER 2.5 G M/T	2008	1.050	210,000,000	220,500,000
5773	103381 00538	MINIBUS	TOYOTA	FORTUNER 2.5 G M/T (KUN60R-EKMSHD)	2012	1.050	286,000,000	300,300,000
5774	103381 00538	MINIBUS	TOYOTA	FORTUNER 2.5 G M/T (KUN60R-EKMSHD)	2011	1.050	280,000,000	294,000,000
5775	103381 00538	MINIBUS	TOYOTA	FORTUNER 2.5 G M/T (KUN60R-EKMSHD)	2010	1.050	270,000,000	283,500,000
5776	103381 00538	MINIBUS	TOYOTA	FORTUNER 2.5 G M/T (KUN60R-EKMSHD)	2009	1.050	240,000,000	252,000,000
5777	103381 00538	MINIBUS	TOYOTA	FORTUNER 2.5 G M/T (KUN60R-EKMSHD)	2008	1.050	212,000,000	222,600,000
5778	103381 00540	MINIBUS	TOYOTA	FORTUNER 2.5L DIESEL (KUN60R-NKMSHD)	2008	1.050	208,000,000	218,400,000
5779	103381 00540	MINIBUS	TOYOTA	FORTUNER 2.5L DIESEL (KUN60R-NKMSHD)	2007	1.050	193,000,000	202,650,000
5780	103381 00540	MINIBUS	TOYOTA	FORTUNER 2.5L DIESEL (KUN60R-NKMSHD)	2006	1.050	180,000,000	189,000,000
5781	103381 00541	MINIBUS	TOYOTA	FORTUNER 2.7 G AT STANDAR	2007	1.050	223,000,000	234,150,000
5782	103381 00541	MINIBUS	TOYOTA	FORTUNER 2.7 G AT STANDAR	2006	1.050	207,000,000	217,350,000
5783	103381 00541	MINIBUS	TOYOTA	FORTUNER 2.7 G AT STANDAR	2005	1.050	203,000,000	213,150,000
5784	103381 00543	MINIBUS	TOYOTA	FORTUNER 2.7 G LUXURI AT (TGN61R-	2012	1.050	334,000,000	350,700,000
5785	103381 00543	MINIBUS	TOYOTA	FORTUNER 2.7 G AUTOMATIC LUX (TGN61R-	2007	1.050	224,000,000	235,200,000
5786	103381 00543	MINIBUS	TOYOTA	FORTUNER 2.7 G AUTOMATIC LUX (TGN61R-	2006	1.050	213,000,000	223,650,000
5787	103381 00542	MINIBUS	TOYOTA	FORTUNER 2.7 G AUTOMATIC (TGN61R-EKPSKD)	2009	1.050	277,000,000	290,850,000
5788	103381 00542	MINIBUS	TOYOTA	FORTUNER 2.7 G AUTOMATIC (TGN61R-EKPSKD)	2008	1.050	246,000,000	258,300,000
5789	103381 00542	MINIBUS	TOYOTA	FORTUNER 2.7 G AUTOMATIC (TGN61R-EKPSKD)	2007	1.050	217,000,000	227,850,000
5790	103381 00542	MINIBUS	TOYOTA	FORTUNER 2.7 G AUTOMATIC (TGN61R-EKPSKD)	2006	1.050	207,000,000	217,350,000
5791	103381 00542	MINIBUS	TOYOTA	FORTUNER 2.7 G AUTOMATIC (TGN61R-EKPSKD)	2005	1.050	196,000,000	205,800,000
5792	103381 00544	MINIBUS	TOYOTA	FORTUNER 2.7 G LUXURI AT (TGN61R-NKPSKD)	2011	1.050	324,000,000	340,200,000
5793	103381 00544	MINIBUS	TOYOTA	FORTUNER 2.7 G LUXURI AT (TGN61R-NKPSKD)	2010	1.050	318,000,000	333,900,000
5794	103381 00544	MINIBUS	TOYOTA	FORTUNER 2.7 G LUXURI AT (TGN61R-NKPSKD)	2009	1.050	285,000,000	299,250,000
5795	103381 00544	MINIBUS	TOYOTA	FORTUNER 2.7 G LUXURI AT (TGN61R-NKPSKD)	2008	1.050	258,000,000	270,900,000
5796	103381 00544	MINIBUS	TOYOTA	FORTUNER 2.7 G LUXURI AT (TGN61R-NKPSKD)	2007	1.050	232,000,000	243,600,000
5797	103381 00544	MINIBUS	TOYOTA	FORTUNER 2.7 G LUXURI AT (TGN61R-NKPSKD)	2006	1.050	213,000,000	223,650,000
5798	103381 00544	MINIBUS	TOYOTA	FORTUNER 2.7 G LUXURI AT (TGN61R-NKPSKD)	2005	1.050	209,000,000	219,450,000
5799	103381 00545	MINIBUS	TOYOTA	FORTUNER 2.7 V AT 4x4	2008	1.050	290,000,000	304,500,000
5800	103381 00545	MINIBUS	TOYOTA	FORTUNER 2.7 V AT 4x4	2007	1.050	266,000,000	279,300,000
5801	103381 00545	MINIBUS	TOYOTA	FORTUNER 2.7 V AT 4x4	2006	1.050	255,000,000	267,750,000
5802	103381 00545	MINIBUS	TOYOTA	FORTUNER 2.7 V AT 4x4	2005	1.050	247,000,000	259,350,000
5803	103381 00546	MINIBUS	TOYOTA	FORTUNER 2.7 V AUTOMATIC (TGN51R-EKPSKD)	2012	1.050	373,000,000	391,650,000
5804	103381 00546	MINIBUS	TOYOTA	FORTUNER 2.7 V AUTOMATIC (TGN51R-EKPSKD)	2011	1.050	363,000,000	381,150,000
5805	103381 00546	MINIBUS	TOYOTA	FORTUNER 2.7 V AUTOMATIC (TGN51R-EKPSKD)	2010	1.050	358,000,000	375,900,000
5806	103381 00546	MINIBUS	TOYOTA	FORTUNER 2.7 V AUTOMATIC (TGN51R-EKPSKD)	2009	1.050	323,000,000	339,150,000
5807	103381 00546	MINIBUS	TOYOTA	FORTUNER 2.7 V AUTOMATIC (TGN51R-EKPSKD)	2008	1.050	290,000,000	304,500,000
5808	103381 00546	MINIBUS	TOYOTA	FORTUNER 2.7 V AUTOMATIC (TGN51R-EKPSKD)	2007	1.050	266,000,000	279,300,000
5809	103381 00546	MINIBUS	TOYOTA	FORTUNER 2.7 V AUTOMATIC (TGN51R-EKPSKD)	2006	1.050	255,000,000	267,750,000
5810	103381 00546	MINIBUS	TOYOTA	FORTUNER 2.7 V AUTOMATIC (TGN51R-EKPSKD)	2005	1.050	247,000,000	259,350,000
5811	103381 00547	MINIBUS	TOYOTA	FORTUNER 3.0 MT	2005	1.050	291,000,000	305,550,000
5812	103381 00548	MINIBUS	TOYOTA	FUN CARGO 1.3L 2WD AT	2005	1.050	120,000,000	126,000,000
5813	103381 00549	MINIBUS	TOYOTA	GAIA 2.184cc	2003	1.050	208,000,000	218,400,000
5814	103381 00550	MINIBUS	TOYOTA	GRANVIA / 3.378cc	2001	1.050	443,000,000	465,150,000
5815	103381 00559	MINIBUS	TOYOTA	HARRIER 240G 2WD AT	2007	1.050	359,000,000	376,950,000
5816	103381 00559	MINIBUS	TOYOTA	HARRIER 240G 2WD AT	2006	1.050	334,000,000	350,700,000
5817	103381 00559	MINIBUS	TOYOTA	HARRIER 240G 2WD AT	2005	1.050	317,000,000	332,850,000
5818	103381 00552	MINIBUS	TOYOTA	HARRIER 2.4 2WD A/T	2007	1.050	339,000,000	355,950,000
5819	103381 00552	MINIBUS	TOYOTA	HARRIER 2.4 2WD A/T	2006	1.050	315,000,000	330,750,000
5820	103381 00551	MINIBUS	TOYOTA	HARRIER 2.4 (4X2) AT	2005	1.050	301,000,000	316,050,000
5821	103381 00551	MINIBUS	TOYOTA	HARRIER 2.4 (4X2) AT	2004	1.050	273,000,000	286,650,000
5822	103381 00551	MINIBUS	TOYOTA	HARRIER 2.4 (4X2) AT	2003	1.050	251,000,000	263,550,000
5823	103381 00551	MINIBUS	TOYOTA	HARRIER 2.4 (4X2) AT	2002	1.050	233,000,000	244,650,000
5824	103381 00551	MINIBUS	TOYOTA	HARRIER 2.4 (4X2) AT	2001	1.050	222,000,000	233,100,000
5825	103381 00551	MINIBUS	TOYOTA	HARRIER 2.4 (4X2) AT	2000	1.050	198,000,000	207,900,000
5826	103381 00553	MINIBUS	TOYOTA	HARRIER 2.4 A/T	2007	1.050	339,000,000	355,950,000
5827	103381 00553	MINIBUS	TOYOTA	HARRIER 2.4 A/T	2006	1.050	315,000,000	330,750,000
5828	103381 00553	MINIBUS	TOYOTA	HARRIER 2.4 A/T	2005	1.050	301,000,000	316,050,000
5829	103381 00554	MINIBUS	TOYOTA	HARRIER 2.4 AT 4WD	2007	1.050	359,000,000	376,950,000
5830	103381 00554	MINIBUS	TOYOTA	HARRIER 2.4 AT 4WD	2006	1.050	334,000,000	350,700,000
5831	103381 00556	MINIBUS	TOYOTA	HARRIER 2.4G 2WD AT	2005	1.050	317,000,000	332,850,000
5832	103381 00556	MINIBUS	TOYOTA	HARRIER 2.4G 2WD AT	2004	1.050	289,000,000	303,450,000
5833	103381 00555	MINIBUS	TOYOTA	HARRIER 2.4 L	2007	1.050	339,000,000	355,950,000
5834	103381 00555	MINIBUS	TOYOTA	HARRIER 2.4 L	2006	1.050	315,000,000	330,750,000
5835	103381 00557	MINIBUS	TOYOTA	HARRIER 2.4L 2WD	2007	1.050	339,000,000	355,950,000
5836	103381 00557	MINIBUS	TOYOTA	HARRIER 2.4L 2WD	2006	1.050	315,000,000	330,750,000
5837	103381 00558	MINIBUS	TOYOTA	HARRIER 2.4L 2WD AT	2007	1.050	339,000,000	355,950,000
5838	103381 00558	MINIBUS	TOYOTA	HARRIER 2.4L 2WD AT	2006	1.050	315,000,000	330,750,000
5839	103381 00558	MINIBUS	TOYOTA	HARRIER 2.4L 2WD AT	2005	1.050	301,000,000	316,050,000
5840	103381 00558	MINIBUS	TOYOTA	HARRIER 2.4L 2WD AT	2004	1.050	273,000,000	286,650,000
5841	103381 00558	MINIBUS	TOYOTA	HARRIER 2.4L 2WD AT	2003	1.050	246,000,000	258,300,000
5842	103381 00570	MINIBUS	TOYOTA	HARRIER 300 AT	2006	1.050	393,000,000	412,650,000
5843	103381 00570	MINIBUS	TOYOTA	HARRIER 300 AT	2005	1.050	374,000,000	392,700,000
5844	103381 00571	MINIBUS	TOYOTA	HARRIER 300 G AT	2006	1.050	393,000,000	412,650,000
5845	103381 00571	MINIBUS	TOYOTA	HARRIER 300 G AT	2005	1.050	374,000,000	392,700,000
5846	103381 00560	MINIBUS	TOYOTA	HARRIER 3.0 2 WD AT	2007	1.050	446,000,000	468,300,000

NO	KODING	JENIS	MERЕК	TIPE	TH BUAT	BOBOT	NJKB	DP PKB
1	2	3	4	5	6	7	8	9
5847	103381 00560	MINIBUS	TOYOTA	HARRIER 3.0 2 WD AT	2006	1.050	391,000,000	410,550,000
5848	103381 00560	MINIBUS	TOYOTA	HARRIER 3.0 2 WD AT	2005	1.050	375,000,000	393,750,000
5849	103381 00560	MINIBUS	TOYOTA	HARRIER 3.0 2 WD AT	2004	1.050	342,000,000	359,100,000
5850	103381 00560	MINIBUS	TOYOTA	HARRIER 3.0 2 WD AT	2003	1.050	315,000,000	330,750,000
5851	103381 00561	MINIBUS	TOYOTA	HARRIER 3.0 4WD AT	2006	1.050	403,000,000	423,150,000
5852	103381 00561	MINIBUS	TOYOTA	HARRIER 3.0 4WD AT	2005	1.050	385,000,000	404,250,000
5853	103381 00561	MINIBUS	TOYOTA	HARRIER 3.0 4WD AT	2004	1.050	367,000,000	385,350,000
5854	103381 00561	MINIBUS	TOYOTA	HARRIER 3.0 4WD AT	2003	1.050	340,000,000	357,000,000
5855	103381 00561	MINIBUS	TOYOTA	HARRIER 3.0 4WD AT	2002	1.050	326,000,000	342,300,000
5856	103381 00561	MINIBUS	TOYOTA	HARRIER 3.0 4WD AT	2001	1.050	319,000,000	334,950,000
5857	103381 00561	MINIBUS	TOYOTA	HARRIER 3.0 4WD AT	2000	1.050	259,000,000	271,950,000
5858	103381 00562	MINIBUS	TOYOTA	HARRIER 3.0 AT	2007	1.050	446,000,000	468,300,000
5859	103381 00562	MINIBUS	TOYOTA	HARRIER 3.0 AT	2006	1.050	391,000,000	410,550,000
5860	103381 00562	MINIBUS	TOYOTA	HARRIER 3.0 AT	2005	1.050	375,000,000	393,750,000
5861	103381 00563	MINIBUS	TOYOTA	HARRIER 3.0L 2WD AT	2007	1.050	447,000,000	469,350,000
5862	103381 00563	MINIBUS	TOYOTA	HARRIER 3.0L 2WD AT	2006	1.050	393,000,000	412,650,000
5863	103381 00563	MINIBUS	TOYOTA	HARRIER 3.0L 2WD AT	2005	1.050	374,000,000	392,700,000
5864	103381 00564	MINIBUS	TOYOTA	HARRIER 3.0L 4WD AT	2006	1.050	415,000,000	435,750,000
5865	103381 00564	MINIBUS	TOYOTA	HARRIER 3.0L 4WD AT	2005	1.050	398,000,000	417,900,000
5866	103381 00565	MINIBUS	TOYOTA	HARRIER 3.0L G AT	2005	1.050	375,000,000	393,750,000
5867	103381 00566	MINIBUS	TOYOTA	HARRIER 3.5 AUTOMATIC	2007	1.050	517,000,000	542,850,000
5868	103381 00566	MINIBUS	TOYOTA	HARRIER 3.5 AUTOMATIC	2006	1.050	452,000,000	474,600,000
5869	103381 00567	MINIBUS	TOYOTA	HARRIER 3.5L 2 WD	2007	1.050	517,000,000	542,850,000
5870	103381 00567	MINIBUS	TOYOTA	HARRIER 3.5L 2 WD	2006	1.050	452,000,000	474,600,000
5871	103381 00568	MINIBUS	TOYOTA	HARRIER 3.5L 2 WD AT	2006	1.050	439,000,000	460,950,000
5872	103381 00569	MINIBUS	TOYOTA	HARRIER 3.5L 4 WD AT	2007	1.050	528,000,000	554,400,000
5873	103381 00569	MINIBUS	TOYOTA	HARRIER 3.5L 4 WD AT	2006	1.050	452,000,000	474,600,000
5874	103381 00572	MINIBUS	TOYOTA	HARRIER AIRS 3.0L 2WD AT	2005	1.050	379,000,000	397,950,000
5875	103381 00572	MINIBUS	TOYOTA	HARRIER AIRS 3.0L 2WD AT	2004	1.050	338,000,000	354,900,000
5876	103381 00573	MINIBUS	TOYOTA	HARRIER AIRS 3.0L 4WD AT	2005	1.050	415,000,000	435,750,000
5877	103381 00573	MINIBUS	TOYOTA	HARRIER AIRS 3.0L 4WD AT	2004	1.050	360,000,000	378,000,000
5878	103381 00579	MINIBUS	TOYOTA	HIACE	1981	1.050	13,000,000	13,650,000
5879	103381 00579	MINIBUS	TOYOTA	HIACE	1980	1.050	8,000,000	8,400,000
5880	103381 00574	MINIBUS	TOYOTA	HI ACE COMMUTER 2.7 AT	2012	1.050	489,000,000	513,450,000
5881	103381 00574	MINIBUS	TOYOTA	HI ACE COMMUTER 2.7 AT	2011	1.050	466,000,000	489,300,000
5882	103381 00580	MINIBUS	TOYOTA	HIACE COMMUTER 3.0 AT	2010	1.050	462,000,000	485,100,000
5883	103381 00580	MINIBUS	TOYOTA	HIACE COMMUTER 3.0 AT	2009	1.050	426,000,000	447,300,000
5884	103381 00580	MINIBUS	TOYOTA	HIACE COMMUTER 3.0 AT	2008	1.050	390,000,000	409,500,000
5885	103381 00575	MINIBUS	TOYOTA	HI ACE COMMUTER M/T	2018	1.050	366,000,000	384,300,000
5886	103381 00575	MINIBUS	TOYOTA	HI ACE COMMUTER M/T	2017	1.050	349,000,000	366,450,000
5887	103381 00575	MINIBUS	TOYOTA	HI ACE COMMUTER M/T	2016	1.050	332,000,000	348,600,000
5888	103381 00575	MINIBUS	TOYOTA	HI ACE COMMUTER M/T	2015	1.050	315,000,000	330,750,000
5889	103381 00575	MINIBUS	TOYOTA	HI ACE COMMUTER M/T	2014	1.050	299,000,000	313,950,000
5890	103381 00575	MINIBUS	TOYOTA	HI ACE COMMUTER M/T	2013	1.050	284,000,000	298,200,000
5891	103381 00575	MINIBUS	TOYOTA	HI ACE COMMUTER M/T	2012	1.050	270,000,000	283,500,000
5892	103381 00576	MINIBUS	TOYOTA	HI ACE DIESEL TYPE LH II B-JRY 2188cc	1984	1.050	12,000,000	12,600,000
5893	103381 00576	MINIBUS	TOYOTA	HI ACE DIESEL TYPE LH II B-JRY 2188cc	1983	1.050	11,000,000	11,550,000
5894	103381 00576	MINIBUS	TOYOTA	HI ACE DIESEL TYPE LH II B-JRY 2188cc	1982	1.050	10,800,000	11,340,000
5895	103381 00576	MINIBUS	TOYOTA	HI ACE DIESEL TYPE LH II B-JRY 2188cc	1981	1.050	10,500,000	11,025,000
5896	103381 00576	MINIBUS	TOYOTA	HI ACE DIESEL TYPE LH II B-JRY 2188cc	1980	1.050	10,000,000	10,500,000
5897	103381 00581	MINIBUS	TOYOTA	HIACE GRAND	2003	1.050	188,000,000	197,400,000
5898	103381 00582	MINIBUS	TOYOTA	HIACE LH 11	1980	1.050	9,000,000	9,450,000
5899	103381 00584	MINIBUS	TOYOTA	HIACE LH 113	1996	1.050	32,000,000	33,600,000
5900	103381 00585	MINIBUS	TOYOTA	HIACE LH 114	2001	1.050	42,000,000	44,100,000
5901	103381 00583	MINIBUS	TOYOTA	HIACE LH 11 R / JRY DIESEL / 2188cc	1985	1.050	14,000,000	14,700,000
5902	103381 00583	MINIBUS	TOYOTA	HIACE LH 11 R / JRY DIESEL / 2188cc	1984	1.050	13,500,000	14,175,000
5903	103381 00583	MINIBUS	TOYOTA	HIACE LH 11 R / JRY DIESEL / 2188cc	1983	1.050	13,000,000	13,650,000
5904	103381 00583	MINIBUS	TOYOTA	HIACE LH 11 R / JRY DIESEL / 2188cc	1982	1.050	12,000,000	12,600,000
5905	103381 00586	MINIBUS	TOYOTA	HIACE LH 123	1998	1.050	36,000,000	37,800,000
5906	103381 00587	MINIBUS	TOYOTA	HIACE LH 125	1998	1.050	36,000,000	37,800,000
5907	103381 00588	MINIBUS	TOYOTA	HIACE LH 172	2003	1.050	45,000,000	47,250,000
5908	103381 00589	MINIBUS	TOYOTA	HIACE LH 184	2003	1.050	45,000,000	47,250,000
5909	103381 00577	MINIBUS	TOYOTA	HI ACE MT	2017	1.050	322,000,000	338,100,000
5910	103381 00577	MINIBUS	TOYOTA	HI ACE MT	2016	1.050	306,000,000	321,300,000
5911	103381 00577	MINIBUS	TOYOTA	HI ACE MT	2015	1.050	291,000,000	305,550,000
5912	103381 00577	MINIBUS	TOYOTA	HI ACE MT	2014	1.050	276,000,000	289,800,000
5913	103381 00577	MINIBUS	TOYOTA	HI ACE MT	2013	1.050	262,000,000	275,100,000
5914	103381 00577	MINIBUS	TOYOTA	HI ACE MT	2012	1.050	249,000,000	261,450,000
5915	103381 00590	MINIBUS	TOYOTA	HIACE RH 11 RJRY 3	1981	1.050	13,000,000	13,650,000
5916	103381 00590	MINIBUS	TOYOTA	HIACE RH 11 RJRY 3	1980	1.050	8,500,000	8,925,000
5917	103381 00591	MINIBUS	TOYOTA	HIACE RZH 102	1997	1.050	25,000,000	26,250,000
5918	103381 00592	MINIBUS	TOYOTA	HIACE RZH 114	1997	1.050	34,000,000	35,700,000
5919	103381 00578	MINIBUS	TOYOTA	HI ACE VENTURY 2.7V A/T	2015	1.050	907,000,000	952,350,000
5920	103381 00578	MINIBUS	TOYOTA	HI ACE VENTURY 2.7V A/T	2014	1.050	863,000,000	906,150,000
5921	103381 00578	MINIBUS	TOYOTA	HI ACE VENTURY 2.7V A/T	2013	1.050	821,000,000	862,050,000
5922	103381 00578	MINIBUS	TOYOTA	HI ACE VENTURY 2.7V A/T	2012	1.050	718,000,000	753,900,000
5923	103381 00593	MINIBUS	TOYOTA	HILUX LH 115	1990	1.050	36,000,000	37,800,000
5924	103381 00594	MINIBUS	TOYOTA	HILUX PICK UP 2.0L M/T (AMBULANCE)	2015	1.050	167,000,000	175,350,000
5925	103381 00594	MINIBUS	TOYOTA	HILUX PICK UP 2.0L M/T (AMBULANCE)	2008	1.050	108,000,000	113,400,000
5926	103381 00595	MINIBUS	TOYOTA	HILUX RH 11	1986	1.050	19,000,000	19,950,000
5927	103381 00596	MINIBUS	TOYOTA	HILUX SPORT RIDER 2500 AT KDN190R-GRPSYT	2003	1.050	192,000,000	201,600,000
5928	103381 00601	MINIBUS	TOYOTA	INNOVA VENTURER 2.0 A/T	2018	1.050	329,000,000	345,450,000
5929	103381 00601	MINIBUS	TOYOTA	INNOVA VENTURER 2.0 A/T	2017	1.050	313,000,000	328,650,000
5930	103381 00597	MINIBUS	TOYOTA	INNOVA VENTURER 2.0 A/T (TGN140R-MDTHKD)	2019	1.050	329,000,000	345,450,000
5931	103381 00597	MINIBUS	TOYOTA	INNOVA VENTURER 2.0 A/T (TGN140R-MDTHKD)	2018	1.050	313,000,000	328,650,000
5932	103381 00602	MINIBUS	TOYOTA	INNOVA VENTURER 2.0 M/T	2018	1.050	313,000,000	328,650,000
5933	103381 00602	MINIBUS	TOYOTA	INNOVA VENTURER 2.0 M/T	2017	1.050	298,000,000	312,900,000
5934	103381 00603	MINIBUS	TOYOTA	INNOVA VENTURER 2.0 M/T (TGN140R-MDMHKD)	2019	1.050	313,000,000	328,650,000
5935	103381 00603	MINIBUS	TOYOTA	INNOVA VENTURER 2.0 M/T (TGN140R-MDMHKD)	2018	1.050	298,000,000	312,900,000
5936	103381 00604	MINIBUS	TOYOTA	INNOVA VENTURER 2.4 A/T	2018	1.050	362,000,000	380,100,000

NO	KODING	JENIS	MEREK	TIPE	TH BUAT	BOBOT	NJKB	DP PKB
1	2	3	4	5	6	7	8	9
5937	103381 00604	MINIBUS	TOYOTA	INNOVA VENTURER 2.4 A/T	2017	1.050	345,000,000	362,250,000
5938	103381 00598	MINIBUS	TOYOTA	INNOVA VENTURER 2.4 A/T (GUN142R-MDTHYD)	2019	1.050	360,000,000	378,000,000
5939	103381 00598	MINIBUS	TOYOTA	INNOVA VENTURER 2.4 A/T (GUN142R-MDTHYD)	2018	1.050	342,000,000	359,100,000
5940	103381 00599	MINIBUS	TOYOTA	INNOVA VENTURER 2.4 M/T	2018	1.050	345,000,000	362,250,000
5941	103381 00599	MINIBUS	TOYOTA	INNOVA VENTURER 2.4 M/T	2017	1.050	329,000,000	345,450,000
5942	103381 00600	MINIBUS	TOYOTA	INNOVA VENTURER 2.4 M/T (GUN142R-MDMHYD)	2019	1.050	343,000,000	360,150,000
5943	103381 00600	MINIBUS	TOYOTA	INNOVA VENTURER 2.4 M/T (GUN142R-MDMHYD)	2018	1.050	326,000,000	342,300,000
5944	103381 00605	MINIBUS	TOYOTA	IPSUM 1998cc	2004	1.050	111,000,000	116,550,000
5945	103381 00605	MINIBUS	TOYOTA	IPSUM 1998cc	2003	1.050	103,000,000	108,150,000
5946	103381 00605	MINIBUS	TOYOTA	IPSUM 1998cc	2002	1.050	101,000,000	106,050,000
5947	103381 00605	MINIBUS	TOYOTA	IPSUM 1998cc	2001	1.050	95,000,000	99,750,000
5948	103381 00606	MINIBUS	TOYOTA	IQ 1.0 2WD	2011	1.050	340,000,000	357,000,000
5949	103381 00607	MINIBUS	TOYOTA	IQ AT	2010	1.050	324,000,000	340,200,000
5950	103381 00608	MINIBUS	TOYOTA	ISIS 1.8 AT	2005	1.050	171,000,000	179,550,000
5951	103381 00608	MINIBUS	TOYOTA	ISIS 1.8 AT	2004	1.050	162,000,000	170,100,000
5952	103381 00609	MINIBUS	TOYOTA	ISIS 2.0 AT	2005	1.050	177,000,000	185,850,000
5953	103381 00609	MINIBUS	TOYOTA	ISIS 2.0 AT	2004	1.050	170,000,000	178,500,000
5954	103381 00610	MINIBUS	TOYOTA	IST 1.3	2006	1.050	121,000,000	127,050,000
5955	103381 00610	MINIBUS	TOYOTA	IST 1.3	2005	1.050	117,000,000	122,850,000
5956	103381 00610	MINIBUS	TOYOTA	IST 1.3	2004	1.050	108,000,000	113,400,000
5957	103381 00610	MINIBUS	TOYOTA	IST 1.3	2003	1.050	101,000,000	106,050,000
5958	103381 00610	MINIBUS	TOYOTA	IST 1.3	2002	1.050	97,000,000	101,850,000
5959	103381 00611	MINIBUS	TOYOTA	IST 1.5	2006	1.050	125,000,000	131,250,000
5960	103381 00611	MINIBUS	TOYOTA	IST 1.5	2005	1.050	121,000,000	127,050,000
5961	103381 00611	MINIBUS	TOYOTA	IST 1.5	2004	1.050	111,000,000	116,550,000
5962	103381 00611	MINIBUS	TOYOTA	IST 1.5	2003	1.050	105,000,000	110,250,000
5963	103381 00611	MINIBUS	TOYOTA	IST 1.5	2002	1.050	101,000,000	106,050,000
5964	103381 00612	MINIBUS	TOYOTA	IST 1.5 AUTOMATIC	2007	1.050	146,000,000	153,300,000
5965	103381 00612	MINIBUS	TOYOTA	IST 1.5 AUTOMATIC	2006	1.050	135,000,000	141,750,000
5966	103381 00613	MINIBUS	TOYOTA	KF 10	1981	1.050	10,000,000	10,500,000
5967	103381 00613	MINIBUS	TOYOTA	KF 10	1980	1.050	8,000,000	8,400,000
5968	103381 00613	MINIBUS	TOYOTA	KF 10	1979	1.050	8,000,000	8,400,000
5969	103381 00613	MINIBUS	TOYOTA	KF 10	1978	1.050	8,000,000	8,400,000
5970	103381 00614	MINIBUS	TOYOTA	KF 20	1986	1.050	16,000,000	16,800,000
5971	103381 00614	MINIBUS	TOYOTA	KF 20	1985	1.050	15,000,000	15,750,000
5972	103381 00614	MINIBUS	TOYOTA	KF 20	1984	1.050	14,500,000	15,225,000
5973	103381 00614	MINIBUS	TOYOTA	KF 20	1983	1.050	14,000,000	14,700,000
5974	103381 00614	MINIBUS	TOYOTA	KF 20	1982	1.050	13,000,000	13,650,000
5975	103381 00614	MINIBUS	TOYOTA	KF 20	1981	1.050	12,000,000	12,600,000
5976	103381 00614	MINIBUS	TOYOTA	KF 20	1980	1.050	9,000,000	9,450,000
5977	103381 00615	MINIBUS	TOYOTA	KF 21	1986	1.050	16,000,000	16,800,000
5978	103381 00615	MINIBUS	TOYOTA	KF 21	1985	1.050	15,000,000	15,750,000
5979	103381 00615	MINIBUS	TOYOTA	KF 21	1984	1.050	14,000,000	14,700,000
5980	103381 00618	MINIBUS	TOYOTA	KIJANG GRAND KF 71	2001	1.050	104,000,000	109,200,000
5981	103381 00618	MINIBUS	TOYOTA	KIJANG GRAND KF 71	2000	1.050	99,000,000	103,950,000
5982	103381 00619	MINIBUS	TOYOTA	KIJANG GRAND LONG DIESEL LF 80	2004	1.050	115,000,000	120,750,000
5983	103381 00619	MINIBUS	TOYOTA	KIJANG GRAND LONG DIESEL LF 80	2003	1.050	107,000,000	112,350,000
5984	103381 00619	MINIBUS	TOYOTA	KIJANG GRAND LONG DIESEL LF 80	2002	1.050	106,000,000	111,300,000
5985	103381 00619	MINIBUS	TOYOTA	KIJANG GRAND LONG DIESEL LF 80	2001	1.050	103,000,000	108,150,000
5986	103381 00619	MINIBUS	TOYOTA	KIJANG GRAND LONG DIESEL LF 80	2000	1.050	99,000,000	103,950,000
5987	103381 00619	MINIBUS	TOYOTA	KIJANG GRAND LONG DIESEL LF 80	1999	1.050	90,000,000	94,500,000
5988	103381 00619	MINIBUS	TOYOTA	KIJANG GRAND LONG DIESEL LF 80	1998	1.050	85,000,000	89,250,000
5989	103381 00620	MINIBUS	TOYOTA	KIJANG GRAND LONG DIESEL LF 82	2004	1.050	115,000,000	120,750,000
5990	103381 00620	MINIBUS	TOYOTA	KIJANG GRAND LONG DIESEL LF 82	2003	1.050	107,000,000	112,350,000
5991	103381 00620	MINIBUS	TOYOTA	KIJANG GRAND LONG DIESEL LF 82	2002	1.050	106,000,000	111,300,000
5992	103381 00620	MINIBUS	TOYOTA	KIJANG GRAND LONG DIESEL LF 82	2001	1.050	103,000,000	108,150,000
5993	103381 00620	MINIBUS	TOYOTA	KIJANG GRAND LONG DIESEL LF 82	2000	1.050	99,000,000	103,950,000
5994	103381 00620	MINIBUS	TOYOTA	KIJANG GRAND LONG DIESEL LF 82	1999	1.050	90,000,000	94,500,000
5995	103381 00621	MINIBUS	TOYOTA	KIJANG GRAND LONG DIESEL LF 83	2004	1.050	115,000,000	120,750,000
5996	103381 00621	MINIBUS	TOYOTA	KIJANG GRAND LONG DIESEL LF 83	2003	1.050	107,000,000	112,350,000
5997	103381 00621	MINIBUS	TOYOTA	KIJANG GRAND LONG DIESEL LF 83	2002	1.050	106,000,000	111,300,000
5998	103381 00621	MINIBUS	TOYOTA	KIJANG GRAND LONG DIESEL LF 83	2001	1.050	103,000,000	108,150,000
5999	103381 00621	MINIBUS	TOYOTA	KIJANG GRAND LONG DIESEL LF 83	2000	1.050	99,000,000	103,950,000
6000	103381 00621	MINIBUS	TOYOTA	KIJANG GRAND LONG DIESEL LF 83	1999	1.050	90,000,000	94,500,000
6001	103381 00622	MINIBUS	TOYOTA	KIJANG GRAND LONG KF 80	2004	1.050	106,000,000	111,300,000
6002	103381 00622	MINIBUS	TOYOTA	KIJANG GRAND LONG KF 80	2003	1.050	94,000,000	98,700,000
6003	103381 00622	MINIBUS	TOYOTA	KIJANG GRAND LONG KF 80	2002	1.050	92,000,000	96,600,000
6004	103381 00622	MINIBUS	TOYOTA	KIJANG GRAND LONG KF 80	2001	1.050	87,000,000	91,350,000
6005	103381 00622	MINIBUS	TOYOTA	KIJANG GRAND LONG KF 80	2000	1.050	86,000,000	90,300,000
6006	103381 00622	MINIBUS	TOYOTA	KIJANG GRAND LONG KF 80	1999	1.050	77,000,000	80,850,000
6007	103381 00622	MINIBUS	TOYOTA	KIJANG GRAND LONG KF 80	1998	1.050	75,000,000	78,750,000
6008	103381 00622	MINIBUS	TOYOTA	KIJANG GRAND LONG KF 80	1997	1.050	73,000,000	76,650,000
6009	103381 00623	MINIBUS	TOYOTA	KIJANG GRAND LONG KF 82	2004	1.050	106,000,000	111,300,000
6010	103381 00623	MINIBUS	TOYOTA	KIJANG GRAND LONG KF 82	2003	1.050	94,000,000	98,700,000
6011	103381 00623	MINIBUS	TOYOTA	KIJANG GRAND LONG KF 82	2002	1.050	92,000,000	96,600,000
6012	103381 00623	MINIBUS	TOYOTA	KIJANG GRAND LONG KF 82	2001	1.050	87,000,000	91,350,000
6013	103381 00623	MINIBUS	TOYOTA	KIJANG GRAND LONG KF 82	2000	1.050	86,000,000	90,300,000
6014	103381 00623	MINIBUS	TOYOTA	KIJANG GRAND LONG KF 82	1999	1.050	77,000,000	80,850,000
6015	103381 00623	MINIBUS	TOYOTA	KIJANG GRAND LONG KF 82	1998	1.050	75,000,000	78,750,000
6016	103381 00623	MINIBUS	TOYOTA	KIJANG GRAND LONG KF 82	1997	1.050	73,000,000	76,650,000
6017	103381 00624	MINIBUS	TOYOTA	KIJANG GRAND LONG KF 83	2004	1.050	106,000,000	111,300,000
6018	103381 00624	MINIBUS	TOYOTA	KIJANG GRAND LONG KF 83	2003	1.050	94,000,000	98,700,000
6019	103381 00624	MINIBUS	TOYOTA	KIJANG GRAND LONG KF 83	2002	1.050	92,000,000	96,600,000
6020	103381 00624	MINIBUS	TOYOTA	KIJANG GRAND LONG KF 83	2001	1.050	87,000,000	91,350,000
6021	103381 00624	MINIBUS	TOYOTA	KIJANG GRAND LONG KF 83	2000	1.050	86,000,000	90,300,000
6022	103381 00624	MINIBUS	TOYOTA	KIJANG GRAND LONG KF 83	1999	1.050	77,000,000	80,850,000
6023	103381 00624	MINIBUS	TOYOTA	KIJANG GRAND LONG KF 83	1998	1.050	75,000,000	78,750,000
6024	103381 00624	MINIBUS	TOYOTA	KIJANG GRAND LONG KF 83	1997	1.050	73,000,000	76,650,000
6025	103381 00626	MINIBUS	TOYOTA	KIJANG GRAND LUX LONG AT / RZF81R-GRPNE	2004	1.050	123,000,000	129,150,000
6026	103381 00626	MINIBUS	TOYOTA	KIJANG GRAND LUX LONG AT / RZF81R-GRPNE	2003	1.050	117,000,000	122,850,000

NO	KODING	JENIS	MEREK	TIPE	TH BUAT	BOBOT	NJKB	DP PKB
1	2	3	4	5	6	7	8	9
6027	103381 00626	MINIBUS	TOYOTA	KIJANG GRAND LUX LONG AT / RZF81R-GRPNE	2002	1.050	114,000,000	119,700,000
6028	103381 00626	MINIBUS	TOYOTA	KIJANG GRAND LUX LONG AT / RZF81R-GRPNE	2001	1.050	111,000,000	116,550,000
6029	103381 00626	MINIBUS	TOYOTA	KIJANG GRAND LUX LONG AT / RZF81R-GRPNE	2000	1.050	110,000,000	115,500,000
6030	103381 00627	MINIBUS	TOYOTA	KIJANG GRAND LUX LONG LF 80	2004	1.050	120,000,000	126,000,000
6031	103381 00627	MINIBUS	TOYOTA	KIJANG GRAND LUX LONG LF 80	2003	1.050	114,000,000	119,700,000
6032	103381 00627	MINIBUS	TOYOTA	KIJANG GRAND LUX LONG LF 80	2002	1.050	112,000,000	117,600,000
6033	103381 00627	MINIBUS	TOYOTA	KIJANG GRAND LUX LONG LF 80	2001	1.050	108,000,000	113,400,000
6034	103381 00627	MINIBUS	TOYOTA	KIJANG GRAND LUX LONG LF 80	2000	1.050	95,000,000	99,750,000
6035	103381 00628	MINIBUS	TOYOTA	KIJANG GRAND LUX LONG LF 82	2004	1.050	120,000,000	126,000,000
6036	103381 00628	MINIBUS	TOYOTA	KIJANG GRAND LUX LONG LF 82	2003	1.050	114,000,000	119,700,000
6037	103381 00628	MINIBUS	TOYOTA	KIJANG GRAND LUX LONG LF 82	2002	1.050	112,000,000	117,600,000
6038	103381 00628	MINIBUS	TOYOTA	KIJANG GRAND LUX LONG LF 82	2001	1.050	108,000,000	113,400,000
6039	103381 00628	MINIBUS	TOYOTA	KIJANG GRAND LUX LONG LF 82	2000	1.050	95,000,000	99,750,000
6040	103381 00629	MINIBUS	TOYOTA	KIJANG GRAND LUX LONG LF 83	2004	1.050	120,000,000	126,000,000
6041	103381 00629	MINIBUS	TOYOTA	KIJANG GRAND LUX LONG LF 83	2003	1.050	114,000,000	119,700,000
6042	103381 00629	MINIBUS	TOYOTA	KIJANG GRAND LUX LONG LF 83	2002	1.050	112,000,000	117,600,000
6043	103381 00625	MINIBUS	TOYOTA	KIJANG GRAND LUX LONG / RZF81R-GRMNE	2004	1.050	113,000,000	118,650,000
6044	103381 00625	MINIBUS	TOYOTA	KIJANG GRAND LUX LONG / RZF81R-GRMNE	2003	1.050	108,000,000	113,400,000
6045	103381 00625	MINIBUS	TOYOTA	KIJANG GRAND LUX LONG / RZF81R-GRMNE	2002	1.050	106,000,000	111,300,000
6046	103381 00625	MINIBUS	TOYOTA	KIJANG GRAND LUX LONG / RZF81R-GRMNE	2001	1.050	103,000,000	108,150,000
6047	103381 00625	MINIBUS	TOYOTA	KIJANG GRAND LUX LONG / RZF81R-GRMNE	2000	1.050	102,000,000	107,100,000
6048	103381 00631	MINIBUS	TOYOTA	KIJANG GRAND LUX LUXURY AT RZF81R-GRPNT 10	2004	1.050	130,000,000	136,500,000
6049	103381 00631	MINIBUS	TOYOTA	KIJANG GRAND LUX LUXURY AT RZF81R-GRPNT 10	2003	1.050	125,000,000	131,250,000
6050	103381 00631	MINIBUS	TOYOTA	KIJANG GRAND LUX LUXURY AT RZF81R-GRPNT 10	2002	1.050	123,000,000	129,150,000
6051	103381 00631	MINIBUS	TOYOTA	KIJANG GRAND LUX LUXURY AT RZF81R-GRPNT 10	2001	1.050	120,000,000	126,000,000
6052	103381 00630	MINIBUS	TOYOTA	KIJANG GRAND LUX LUXURY / RZF81R-GRMNE 10	2004	1.050	123,000,000	129,150,000
6053	103381 00630	MINIBUS	TOYOTA	KIJANG GRAND LUX LUXURY / RZF81R-GRMNE 10	2003	1.050	118,000,000	123,900,000
6054	103381 00630	MINIBUS	TOYOTA	KIJANG GRAND LUX LUXURY / RZF81R-GRMNE 10	2002	1.050	115,000,000	120,750,000
6055	103381 00630	MINIBUS	TOYOTA	KIJANG GRAND LUX LUXURY / RZF81R-GRMNE 10	2001	1.050	112,000,000	117,600,000
6056	103381 00630	MINIBUS	TOYOTA	KIJANG GRAND LUX LUXURY / RZF81R-GRMNE 10	2000	1.050	108,000,000	113,400,000
6057	103381 00632	MINIBUS	TOYOTA	KIJANG GRAND LUX SHORT / RZF71R-GRMNE	2003	1.050	105,000,000	110,250,000
6058	103381 00632	MINIBUS	TOYOTA	KIJANG GRAND LUX SHORT / RZF71R-GRMNE	2002	1.050	102,000,000	107,100,000
6059	103381 00632	MINIBUS	TOYOTA	KIJANG GRAND LUX SHORT / RZF71R-GRMNE	2001	1.050	100,000,000	105,000,000
6060	103381 00632	MINIBUS	TOYOTA	KIJANG GRAND LUX SHORT / RZF71R-GRMNE	2000	1.050	99,000,000	103,950,000
6061	103381 00633	MINIBUS	TOYOTA	KIJANG GRAND SHORT KF 70	2004	1.050	106,000,000	111,300,000
6062	103381 00633	MINIBUS	TOYOTA	KIJANG GRAND SHORT KF 70	2003	1.050	101,000,000	106,050,000
6063	103381 00633	MINIBUS	TOYOTA	KIJANG GRAND SHORT KF 70	2002	1.050	98,000,000	102,900,000
6064	103381 00633	MINIBUS	TOYOTA	KIJANG GRAND SHORT KF 70	2001	1.050	96,000,000	100,800,000
6065	103381 00633	MINIBUS	TOYOTA	KIJANG GRAND SHORT KF 70	2000	1.050	94,000,000	98,700,000
6066	103381 00633	MINIBUS	TOYOTA	KIJANG GRAND SHORT KF 70	1999	1.050	85,000,000	89,250,000
6067	103381 00634	MINIBUS	TOYOTA	KIJANG GRAND SHORT KF 72	2004	1.050	106,000,000	111,300,000
6068	103381 00634	MINIBUS	TOYOTA	KIJANG GRAND SHORT KF 72	2003	1.050	101,000,000	106,050,000
6069	103381 00634	MINIBUS	TOYOTA	KIJANG GRAND SHORT KF 72	2002	1.050	98,000,000	102,900,000
6070	103381 00634	MINIBUS	TOYOTA	KIJANG GRAND SHORT KF 72	2001	1.050	96,000,000	100,800,000
6071	103381 00634	MINIBUS	TOYOTA	KIJANG GRAND SHORT KF 72	2000	1.050	94,000,000	98,700,000
6072	103381 00634	MINIBUS	TOYOTA	KIJANG GRAND SHORT KF 72	1999	1.050	85,000,000	89,250,000
6073	103381 00635	MINIBUS	TOYOTA	KIJANG INNOVA 2.0 G A/T	2018	1.050	253,000,000	265,650,000
6074	103381 00635	MINIBUS	TOYOTA	KIJANG INNOVA 2.0 G A/T	2017	1.050	241,000,000	253,050,000
6075	103381 00635	MINIBUS	TOYOTA	KIJANG INNOVA 2.0 G A/T	2016	1.050	229,000,000	240,450,000
6076	103381 00635	MINIBUS	TOYOTA	KIJANG INNOVA 2.0 G A/T	2015	1.050	218,000,000	228,900,000
6077	103381 00636	MINIBUS	TOYOTA	KIJANG INNOVA 2.0 G A/T (TGN140R-MDTSKD)	2019	1.050	255,000,000	267,750,000
6078	103381 00636	MINIBUS	TOYOTA	KIJANG INNOVA 2.0 G A/T (TGN140R-MDTSKD)	2018	1.050	243,000,000	255,150,000
6079	103381 00637	MINIBUS	TOYOTA	KIJANG INNOVA 2.0 G M/T	2018	1.050	236,000,000	247,800,000
6080	103381 00637	MINIBUS	TOYOTA	KIJANG INNOVA 2.0 G M/T	2017	1.050	225,000,000	236,250,000
6081	103381 00637	MINIBUS	TOYOTA	KIJANG INNOVA 2.0 G M/T	2016	1.050	214,000,000	224,700,000
6082	103381 00637	MINIBUS	TOYOTA	KIJANG INNOVA 2.0 G M/T	2015	1.050	203,000,000	213,150,000
6083	103381 00638	MINIBUS	TOYOTA	KIJANG INNOVA 2.0 G M/T (TGN140R-MDMSKD)	2019	1.050	239,000,000	250,950,000
6084	103381 00638	MINIBUS	TOYOTA	KIJANG INNOVA 2.0 G M/T (TGN140R-MDMSKD)	2018	1.050	228,000,000	239,400,000
6085	103381 00639	MINIBUS	TOYOTA	KIJANG INNOVA 2.0 Q A/T	2018	1.050	321,000,000	337,050,000
6086	103381 00639	MINIBUS	TOYOTA	KIJANG INNOVA 2.0 Q A/T	2017	1.050	306,000,000	321,300,000
6087	103381 00639	MINIBUS	TOYOTA	KIJANG INNOVA 2.0 Q A/T	2016	1.050	293,000,000	307,650,000
6088	103381 00639	MINIBUS	TOYOTA	KIJANG INNOVA 2.0 Q A/T	2015	1.050	260,000,000	273,000,000
6089	103381 00640	MINIBUS	TOYOTA	KIJANG INNOVA 2.0 Q A/T (TGN140R-MDTHKD)	2019	1.050	321,000,000	337,050,000
6090	103381 00640	MINIBUS	TOYOTA	KIJANG INNOVA 2.0 Q A/T (TGN140R-MDTHKD)	2018	1.050	305,000,000	320,250,000
6091	103381 00641	MINIBUS	TOYOTA	KIJANG INNOVA 2.0 Q M/T	2018	1.050	305,000,000	320,250,000
6092	103381 00641	MINIBUS	TOYOTA	KIJANG INNOVA 2.0 Q M/T	2017	1.050	290,000,000	304,500,000
6093	103381 00641	MINIBUS	TOYOTA	KIJANG INNOVA 2.0 Q M/T	2016	1.050	276,000,000	289,800,000
6094	103381 00641	MINIBUS	TOYOTA	KIJANG INNOVA 2.0 Q M/T	2015	1.050	236,000,000	247,800,000
6095	103381 00642	MINIBUS	TOYOTA	KIJANG INNOVA 2.0 Q M/T (TGN140R-MDMHKD)	2019	1.050	305,000,000	320,250,000
6096	103381 00642	MINIBUS	TOYOTA	KIJANG INNOVA 2.0 Q M/T (TGN140R-MDMHKD)	2018	1.050	290,000,000	304,500,000
6097	103381 00643	MINIBUS	TOYOTA	KIJANG INNOVA 2.0 V A/T	2018	1.050	289,000,000	303,450,000
6098	103381 00643	MINIBUS	TOYOTA	KIJANG INNOVA 2.0 V A/T	2017	1.050	275,000,000	288,750,000
6099	103381 00643	MINIBUS	TOYOTA	KIJANG INNOVA 2.0 V A/T	2016	1.050	261,000,000	274,050,000
6100	103381 00643	MINIBUS	TOYOTA	KIJANG INNOVA 2.0 V A/T	2015	1.050	248,000,000	260,400,000
6101	103381 00644	MINIBUS	TOYOTA	KIJANG INNOVA 2.0 V A/T (TGN140R-MDTMKD)	2019	1.050	292,000,000	306,600,000
6102	103381 00644	MINIBUS	TOYOTA	KIJANG INNOVA 2.0 V A/T (TGN140R-MDTMKD)	2018	1.050	278,000,000	291,900,000
6103	103381 00647	MINIBUS	TOYOTA	KIJANG INNOVA 2.0V, A/T (TGN40R-GKPNKT)	2009	1.050	190,000,000	199,500,000
6104	103381 00647	MINIBUS	TOYOTA	KIJANG INNOVA 2.0V, A/T (TGN40R-GKPNKT)	2008	1.050	172,000,000	180,600,000
6105	103381 00645	MINIBUS	TOYOTA	KIJANG INNOVA 2.0 V M/T	2018	1.050	272,000,000	285,600,000
6106	103381 00645	MINIBUS	TOYOTA	KIJANG INNOVA 2.0 V M/T	2017	1.050	259,000,000	271,950,000
6107	103381 00645	MINIBUS	TOYOTA	KIJANG INNOVA 2.0 V M/T	2016	1.050	246,000,000	258,300,000
6108	103381 00645	MINIBUS	TOYOTA	KIJANG INNOVA 2.0 V M/T	2015	1.050	216,000,000	226,800,000
6109	103381 00646	MINIBUS	TOYOTA	KIJANG INNOVA 2.0 V M/T (TGN140R-MDMMKD)	2019	1.050	277,000,000	290,850,000
6110	103381 00646	MINIBUS	TOYOTA	KIJANG INNOVA 2.0 V M/T (TGN140R-MDMMKD)	2018	1.050	264,000,000	277,200,000
6111	103381 00648	MINIBUS	TOYOTA	KIJANG INNOVA 2.4 G A/T	2017	1.050	266,000,000	279,300,000
6112	103381 00648	MINIBUS	TOYOTA	KIJANG INNOVA 2.4 G A/T	2016	1.050	253,000,000	265,650,000
6113	103381 00648	MINIBUS	TOYOTA	KIJANG INNOVA 2.4 G A/T	2015	1.050	240,000,000	252,000,000
6114	103381 00649	MINIBUS	TOYOTA	KIJANG INNOVA 2.4 G A/T (GUN142R-MDTSYD)	2019	1.050	279,000,000	292,950,000
6115	103381 00649	MINIBUS	TOYOTA	KIJANG INNOVA 2.4 G A/T (GUN142R-MDTSYD)	2018	1.050	266,000,000	279,300,000
6116	103381 00650	MINIBUS	TOYOTA	KIJANG INNOVA 2.4 G M/T	2018	1.050	261,000,000	274,050,000

NO	KODING	JENIS	MERЕК	TIPE	TH BUAT	BOBOT	NJKB	DP PKB
1	2	3	4	5	6	7	8	9
6117	103381 00650	MINIBUS	TOYOTA	KIJANG INNOVA 2.4 G M/T	2017	1.050	249,000,000	261,450,000
6118	103381 00650	MINIBUS	TOYOTA	KIJANG INNOVA 2.4 G M/T	2016	1.050	237,000,000	248,850,000
6119	103381 00650	MINIBUS	TOYOTA	KIJANG INNOVA 2.4 G M/T	2015	1.050	225,000,000	236,250,000
6120	103381 00651	MINIBUS	TOYOTA	KIJANG INNOVA 2.4 G M/T (GUN142R-MDMSYD)	2019	1.050	262,000,000	275,100,000
6121	103381 00651	MINIBUS	TOYOTA	KIJANG INNOVA 2.4 G M/T (GUN142R-MDMSYD)	2018	1.050	249,000,000	261,450,000
6122	103381 00652	MINIBUS	TOYOTA	KIJANG INNOVA 2.4 Q A/T	2017	1.050	338,000,000	354,900,000
6123	103381 00652	MINIBUS	TOYOTA	KIJANG INNOVA 2.4 Q A/T	2016	1.050	321,000,000	337,050,000
6124	103381 00652	MINIBUS	TOYOTA	KIJANG INNOVA 2.4 Q A/T	2015	1.050	305,000,000	320,250,000
6125	103381 00653	MINIBUS	TOYOTA	KIJANG INNOVA 2.4 Q M/T	2017	1.050	321,000,000	337,050,000
6126	103381 00653	MINIBUS	TOYOTA	KIJANG INNOVA 2.4 Q M/T	2016	1.050	307,000,000	322,350,000
6127	103381 00653	MINIBUS	TOYOTA	KIJANG INNOVA 2.4 Q M/T	2015	1.050	292,000,000	306,600,000
6128	103381 00654	MINIBUS	TOYOTA	KIJANG INNOVA 2.4 V A/T	2018	1.050	316,000,000	331,800,000
6129	103381 00654	MINIBUS	TOYOTA	KIJANG INNOVA 2.4 V A/T	2017	1.050	301,000,000	316,050,000
6130	103381 00654	MINIBUS	TOYOTA	KIJANG INNOVA 2.4 V A/T	2016	1.050	286,000,000	300,300,000
6131	103381 00654	MINIBUS	TOYOTA	KIJANG INNOVA 2.4 V A/T	2015	1.050	272,000,000	285,600,000
6132	103381 00655	MINIBUS	TOYOTA	KIJANG INNOVA 2.4 V A/T (GUN142R-MDTMYD)	2019	1.050	319,000,000	334,950,000
6133	103381 00655	MINIBUS	TOYOTA	KIJANG INNOVA 2.4 V A/T (GUN142R-MDTMYD)	2018	1.050	304,000,000	319,200,000
6134	103381 00656	MINIBUS	TOYOTA	KIJANG INNOVA 2.4 V M/T	2017	1.050	286,000,000	300,300,000
6135	103381 00656	MINIBUS	TOYOTA	KIJANG INNOVA 2.4 V M/T	2016	1.050	272,000,000	285,600,000
6136	103381 00656	MINIBUS	TOYOTA	KIJANG INNOVA 2.4 V M/T	2015	1.050	258,000,000	270,900,000
6137	103381 00657	MINIBUS	TOYOTA	KIJANG INNOVA 2.4 V M/T (GUN142R-MDMMYD)	2019	1.050	303,000,000	318,150,000
6138	103381 00657	MINIBUS	TOYOTA	KIJANG INNOVA 2.4 V M/T (GUN142R-MDMMYD)	2018	1.050	288,000,000	302,400,000
6139	103381 00658	MINIBUS	TOYOTA	KIJANG INNOVA 2.5V, A/T (KUN40R-GKPNHT)	2009	1.050	202,000,000	212,100,000
6140	103381 00658	MINIBUS	TOYOTA	KIJANG INNOVA 2.5V, A/T (KUN40R-GKPNHT)	2008	1.050	182,000,000	191,100,000
6141	103381 00659	MINIBUS	TOYOTA	KIJANG INNOVA 2.7 V, AT (TGN41R-GKPNKD 01)	2007	1.050	203,000,000	213,150,000
6142	103381 00659	MINIBUS	TOYOTA	KIJANG INNOVA 2.7 V, AT (TGN41R-GKPNKD 01)	2006	1.050	195,000,000	204,750,000
6143	103381 00659	MINIBUS	TOYOTA	KIJANG INNOVA 2.7 V, AT (TGN41R-GKPNKD 01)	2005	1.050	187,000,000	196,350,000
6144	103381 00662	MINIBUS	TOYOTA	KIJANG INNOVA E AT	2016	1.050	206,000,000	216,300,000
6145	103381 00662	MINIBUS	TOYOTA	KIJANG INNOVA E AT	2015	1.050	204,000,000	214,200,000
6146	103381 00662	MINIBUS	TOYOTA	KIJANG INNOVA E AT	2014	1.050	194,000,000	203,700,000
6147	103381 00662	MINIBUS	TOYOTA	KIJANG INNOVA E AT	2013	1.050	184,000,000	193,200,000
6148	103381 00662	MINIBUS	TOYOTA	KIJANG INNOVA E AT	2012	1.050	175,000,000	183,750,000
6149	103381 00662	MINIBUS	TOYOTA	KIJANG INNOVA E AT	2011	1.050	166,000,000	174,300,000
6150	103381 00662	MINIBUS	TOYOTA	KIJANG INNOVA E AT	2010	1.050	158,000,000	165,900,000
6151	103381 00663	MINIBUS	TOYOTA	KIJANG INNOVA E DIESEL (KUN40R-GKMRYD)	2016	1.050	210,000,000	220,500,000
6152	103381 00663	MINIBUS	TOYOTA	KIJANG INNOVA E DIESEL (KUN40R-GKMRYD)	2015	1.050	208,000,000	218,400,000
6153	103381 00663	MINIBUS	TOYOTA	KIJANG INNOVA E DIESEL (KUN40R-GKMRYD)	2014	1.050	198,000,000	207,900,000
6154	103381 00663	MINIBUS	TOYOTA	KIJANG INNOVA E DIESEL (KUN40R-GKMRYD)	2013	1.050	188,000,000	197,400,000
6155	103381 00663	MINIBUS	TOYOTA	KIJANG INNOVA E DIESEL (KUN40R-GKMRYD)	2012	1.050	183,000,000	192,150,000
6156	103381 00663	MINIBUS	TOYOTA	KIJANG INNOVA E DIESEL (KUN40R-GKMRYD)	2011	1.050	178,000,000	186,900,000
6157	103381 00663	MINIBUS	TOYOTA	KIJANG INNOVA E DIESEL (KUN40R-GKMRYD)	2010	1.050	175,000,000	183,750,000
6158	103381 00663	MINIBUS	TOYOTA	KIJANG INNOVA E DIESEL (KUN40R-GKMRYD)	2009	1.050	156,000,000	163,800,000
6159	103381 00663	MINIBUS	TOYOTA	KIJANG INNOVA E DIESEL (KUN40R-GKMRYD)	2008	1.050	137,000,000	143,850,000
6160	103381 00663	MINIBUS	TOYOTA	KIJANG INNOVA E DIESEL (KUN40R-GKMRYD)	2007	1.050	125,000,000	131,250,000
6161	103381 00663	MINIBUS	TOYOTA	KIJANG INNOVA E DIESEL (KUN40R-GKMRYD)	2006	1.050	121,000,000	127,050,000
6162	103381 00663	MINIBUS	TOYOTA	KIJANG INNOVA E DIESEL (KUN40R-GKMRYD)	2005	1.050	117,000,000	122,850,000
6163	103381 00663	MINIBUS	TOYOTA	KIJANG INNOVA E DIESEL (KUN40R-GKMRYD)	2004	1.050	108,000,000	113,400,000
6164	103381 00665	MINIBUS	TOYOTA	KIJANG INNOVA E, DIESEL STD (KUN40R-GKMRYD)	2011	1.050	167,000,000	175,350,000
6165	103381 00665	MINIBUS	TOYOTA	KIJANG INNOVA E, DIESEL STD (KUN40R-GKMRYD)	2010	1.050	164,000,000	172,200,000
6166	103381 00665	MINIBUS	TOYOTA	KIJANG INNOVA E, DIESEL STD (KUN40R-GKMRYD)	2009	1.050	146,000,000	153,300,000
6167	103381 00665	MINIBUS	TOYOTA	KIJANG INNOVA E, DIESEL STD (KUN40R-GKMRYD)	2008	1.050	126,000,000	132,300,000
6168	103381 00665	MINIBUS	TOYOTA	KIJANG INNOVA E, DIESEL STD (KUN40R-GKMRYD)	2007	1.050	113,000,000	118,650,000
6169	103381 00665	MINIBUS	TOYOTA	KIJANG INNOVA E, DIESEL STD (KUN40R-GKMRYD)	2006	1.050	109,000,000	114,450,000
6170	103381 00665	MINIBUS	TOYOTA	KIJANG INNOVA E, DIESEL STD (KUN40R-GKMRYD)	2005	1.050	104,000,000	109,200,000
6171	103381 00665	MINIBUS	TOYOTA	KIJANG INNOVA E, DIESEL STD (KUN40R-GKMRYD)	2004	1.050	98,000,000	102,900,000
6172	103381 00664	MINIBUS	TOYOTA	KIJANG INNOVA E STANDAR (TGN40R-GKMRKD 11)	2011	1.050	156,000,000	163,800,000
6173	103381 00664	MINIBUS	TOYOTA	KIJANG INNOVA E STANDAR (TGN40R-GKMRKD 11)	2010	1.050	153,000,000	160,650,000
6174	103381 00664	MINIBUS	TOYOTA	KIJANG INNOVA E STANDAR (TGN40R-GKMRKD 11)	2009	1.050	134,000,000	140,700,000
6175	103381 00664	MINIBUS	TOYOTA	KIJANG INNOVA E STANDAR (TGN40R-GKMRKD 11)	2008	1.050	115,000,000	120,750,000
6176	103381 00666	MINIBUS	TOYOTA	KIJANG INNOVA E, STD (TGN40R-GKMRKD)	2007	1.050	109,000,000	114,450,000
6177	103381 00666	MINIBUS	TOYOTA	KIJANG INNOVA E, STD (TGN40R-GKMRKD)	2006	1.050	105,000,000	110,250,000
6178	103381 00666	MINIBUS	TOYOTA	KIJANG INNOVA E, STD (TGN40R-GKMRKD)	2005	1.050	100,000,000	105,000,000
6179	103381 00666	MINIBUS	TOYOTA	KIJANG INNOVA E, STD (TGN40R-GKMRKD)	2004	1.050	95,000,000	99,750,000
6180	103381 00661	MINIBUS	TOYOTA	KIJANG INNOVA E (TGN40R-GKMRKD)	2015	1.050	194,000,000	203,700,000
6181	103381 00661	MINIBUS	TOYOTA	KIJANG INNOVA E (TGN40R-GKMRKD)	2014	1.050	185,000,000	194,250,000
6182	103381 00661	MINIBUS	TOYOTA	KIJANG INNOVA E (TGN40R-GKMRKD)	2013	1.050	176,000,000	184,800,000
6183	103381 00661	MINIBUS	TOYOTA	KIJANG INNOVA E (TGN40R-GKMRKD)	2012	1.050	168,000,000	176,400,000
6184	103381 00661	MINIBUS	TOYOTA	KIJANG INNOVA E (TGN40R-GKMRKD)	2011	1.050	162,000,000	170,100,000
6185	103381 00661	MINIBUS	TOYOTA	KIJANG INNOVA E (TGN40R-GKMRKD)	2010	1.050	159,000,000	166,950,000
6186	103381 00661	MINIBUS	TOYOTA	KIJANG INNOVA E (TGN40R-GKMRKD)	2009	1.050	142,000,000	149,100,000
6187	103381 00661	MINIBUS	TOYOTA	KIJANG INNOVA E (TGN40R-GKMRKD)	2008	1.050	123,000,000	129,150,000
6188	103381 00661	MINIBUS	TOYOTA	KIJANG INNOVA E (TGN40R-GKMRKD)	2007	1.050	119,000,000	124,950,000
6189	103381 00661	MINIBUS	TOYOTA	KIJANG INNOVA E (TGN40R-GKMRKD)	2006	1.050	115,000,000	120,750,000
6190	103381 00661	MINIBUS	TOYOTA	KIJANG INNOVA E (TGN40R-GKMRKD)	2005	1.050	110,000,000	115,500,000
6191	103381 00661	MINIBUS	TOYOTA	KIJANG INNOVA E (TGN40R-GKMRKD)	2004	1.050	103,000,000	108,150,000
6192	103381 00660	MINIBUS	TOYOTA	KIJANG INNOVA E (TGN40R-GKMRKD 10)	2016	1.050	196,000,000	205,800,000
6193	103381 00660	MINIBUS	TOYOTA	KIJANG INNOVA E (TGN40R-GKMRKD 10)	2015	1.050	194,000,000	203,700,000
6194	103381 00660	MINIBUS	TOYOTA	KIJANG INNOVA E (TGN40R-GKMRKD 10)	2014	1.050	184,000,000	193,200,000
6195	103381 00660	MINIBUS	TOYOTA	KIJANG INNOVA E (TGN40R-GKMRKD 10)	2013	1.050	175,000,000	183,750,000
6196	103381 00671	MINIBUS	TOYOTA	KIJANG INNOVA G, AT DIESEL (KUN40R-GKPDHD)	2016	1.050	231,000,000	242,550,000
6197	103381 00671	MINIBUS	TOYOTA	KIJANG INNOVA G, AT DIESEL (KUN40R-GKPDHD)	2015	1.050	224,000,000	235,200,000
6198	103381 00671	MINIBUS	TOYOTA	KIJANG INNOVA G, AT DIESEL (KUN40R-GKPDHD)	2014	1.050	214,000,000	224,700,000
6199	103381 00671	MINIBUS	TOYOTA	KIJANG INNOVA G, AT DIESEL (KUN40R-GKPDHD)	2013	1.050	211,000,000	221,550,000
6200	103381 00671	MINIBUS	TOYOTA	KIJANG INNOVA G, AT DIESEL (KUN40R-GKPDHD)	2012	1.050	209,000,000	219,450,000
6201	103381 00671	MINIBUS	TOYOTA	KIJANG INNOVA G, AT DIESEL (KUN40R-GKPDHD)	2011	1.050	202,000,000	212,100,000
6202	103381 00671	MINIBUS	TOYOTA	KIJANG INNOVA G, AT DIESEL (KUN40R-GKPDHD)	2010	1.050	199,000,000	208,950,000
6203	103381 00671	MINIBUS	TOYOTA	KIJANG INNOVA G, AT DIESEL (KUN40R-GKPDHD)	2009	1.050	181,000,000	190,050,000
6204	103381 00671	MINIBUS	TOYOTA	KIJANG INNOVA G, AT DIESEL (KUN40R-GKPDHD)	2008	1.050	161,000,000	169,050,000
6205	103381 00671	MINIBUS	TOYOTA	KIJANG INNOVA G, AT DIESEL (KUN40R-GKPDHD)	2007	1.050	152,000,000	159,600,000
6206	103381 00671	MINIBUS	TOYOTA	KIJANG INNOVA G, AT DIESEL (KUN40R-GKPDHD)	2006	1.050	147,000,000	154,350,000

NO	KODING	JENIS	MEREK	TIPE	TH BUAT	BOBOT	NJKB	DP PKB
1	2	3	4	5	6	7	8	9
6207	103381 00671	MINIBUS	TOYOTA	KIJANG INNOVA G, AT DIESEL (KUN40R-GKPDHD)	2005	1.050	141,000,000	148,050,000
6208	103381 00671	MINIBUS	TOYOTA	KIJANG INNOVA G, AT DIESEL (KUN40R-GKPDHD)	2004	1.050	132,000,000	138,600,000
6209	103381 00670	MINIBUS	TOYOTA	KIJANG INNOVA G, AT (TGN40R-GKPDKD)	2016	1.050	223,000,000	234,150,000
6210	103381 00670	MINIBUS	TOYOTA	KIJANG INNOVA G, AT (TGN40R-GKPDKD)	2015	1.050	220,000,000	231,000,000
6211	103381 00670	MINIBUS	TOYOTA	KIJANG INNOVA G, AT (TGN40R-GKPDKD)	2014	1.050	209,000,000	219,450,000
6212	103381 00670	MINIBUS	TOYOTA	KIJANG INNOVA G, AT (TGN40R-GKPDKD)	2013	1.050	200,000,000	210,000,000
6213	103381 00670	MINIBUS	TOYOTA	KIJANG INNOVA G, AT (TGN40R-GKPDKD)	2012	1.050	197,000,000	206,850,000
6214	103381 00670	MINIBUS	TOYOTA	KIJANG INNOVA G, AT (TGN40R-GKPDKD)	2011	1.050	190,000,000	199,500,000
6215	103381 00670	MINIBUS	TOYOTA	KIJANG INNOVA G, AT (TGN40R-GKPDKD)	2010	1.050	188,000,000	197,400,000
6216	103381 00670	MINIBUS	TOYOTA	KIJANG INNOVA G, AT (TGN40R-GKPDKD)	2009	1.050	169,000,000	177,450,000
6217	103381 00670	MINIBUS	TOYOTA	KIJANG INNOVA G, AT (TGN40R-GKPDKD)	2008	1.050	149,000,000	156,450,000
6218	103381 00670	MINIBUS	TOYOTA	KIJANG INNOVA G, AT (TGN40R-GKPDKD)	2007	1.050	148,000,000	155,400,000
6219	103381 00670	MINIBUS	TOYOTA	KIJANG INNOVA G, AT (TGN40R-GKPDKD)	2006	1.050	144,000,000	151,200,000
6220	103381 00670	MINIBUS	TOYOTA	KIJANG INNOVA G, AT (TGN40R-GKPDKD)	2005	1.050	138,000,000	144,900,000
6221	103381 00670	MINIBUS	TOYOTA	KIJANG INNOVA G, AT (TGN40R-GKPDKD)	2004	1.050	130,000,000	136,500,000
6222	103381 00673	MINIBUS	TOYOTA	KIJANG INNOVA G, CRUISER AT (TGN40R-GKPDKD)	2008	1.050	151,000,000	158,550,000
6223	103381 00673	MINIBUS	TOYOTA	KIJANG INNOVA G, CRUISER AT (TGN40R-GKPDKD)	2007	1.050	149,000,000	156,450,000
6224	103381 00673	MINIBUS	TOYOTA	KIJANG INNOVA G, CRUISER AT (TGN40R-GKPDKD)	2006	1.050	144,000,000	151,200,000
6225	103381 00673	MINIBUS	TOYOTA	KIJANG INNOVA G, CRUISER AT (TGN40R-GKPDKD)	2005	1.050	134,000,000	140,700,000
6226	103381 00668	MINIBUS	TOYOTA	KIJANG INNOVA G CRUISER AT (TGN40R-GKPDKD)	2007	1.050	149,000,000	156,450,000
6227	103381 00668	MINIBUS	TOYOTA	KIJANG INNOVA G CRUISER AT (TGN40R-GKPDKD)	2006	1.050	144,000,000	151,200,000
6228	103381 00672	MINIBUS	TOYOTA	KIJANG INNOVA G, CRUISER (TGN40R-GKMDKD G1)	2008	1.050	149,000,000	156,450,000
6229	103381 00672	MINIBUS	TOYOTA	KIJANG INNOVA G, CRUISER (TGN40R-GKMDKD G1)	2007	1.050	138,000,000	144,900,000
6230	103381 00672	MINIBUS	TOYOTA	KIJANG INNOVA G, CRUISER (TGN40R-GKMDKD G1)	2006	1.050	133,000,000	139,650,000
6231	103381 00672	MINIBUS	TOYOTA	KIJANG INNOVA G, CRUISER (TGN40R-GKMDKD G1)	2005	1.050	126,000,000	132,300,000
6232	103381 00667	MINIBUS	TOYOTA	KIJANG INNOVA G CRUISER (TGN40R-GKMDKD G2)	2007	1.050	149,000,000	156,450,000
6233	103381 00667	MINIBUS	TOYOTA	KIJANG INNOVA G CRUISER (TGN40R-GKMDKD G2)	2006	1.050	133,000,000	139,650,000
6234	103381 00674	MINIBUS	TOYOTA	KIJANG INNOVA G, DIESEL (KUN40R-GKMDYD)	2016	1.050	219,000,000	229,950,000
6235	103381 00674	MINIBUS	TOYOTA	KIJANG INNOVA G, DIESEL (KUN40R-GKMDYD)	2015	1.050	212,000,000	222,600,000
6236	103381 00674	MINIBUS	TOYOTA	KIJANG INNOVA G, DIESEL (KUN40R-GKMDYD)	2014	1.050	202,000,000	212,100,000
6237	103381 00674	MINIBUS	TOYOTA	KIJANG INNOVA G, DIESEL (KUN40R-GKMDYD)	2013	1.050	201,000,000	211,050,000
6238	103381 00674	MINIBUS	TOYOTA	KIJANG INNOVA G, DIESEL (KUN40R-GKMDYD)	2012	1.050	198,000,000	207,900,000
6239	103381 00674	MINIBUS	TOYOTA	KIJANG INNOVA G, DIESEL (KUN40R-GKMDYD)	2011	1.050	191,000,000	200,550,000
6240	103381 00674	MINIBUS	TOYOTA	KIJANG INNOVA G, DIESEL (KUN40R-GKMDYD)	2010	1.050	189,000,000	198,450,000
6241	103381 00674	MINIBUS	TOYOTA	KIJANG INNOVA G, DIESEL (KUN40R-GKMDYD)	2009	1.050	171,000,000	179,550,000
6242	103381 00674	MINIBUS	TOYOTA	KIJANG INNOVA G, DIESEL (KUN40R-GKMDYD)	2008	1.050	150,000,000	157,500,000
6243	103381 00674	MINIBUS	TOYOTA	KIJANG INNOVA G, DIESEL (KUN40R-GKMDYD)	2007	1.050	141,000,000	148,050,000
6244	103381 00674	MINIBUS	TOYOTA	KIJANG INNOVA G, DIESEL (KUN40R-GKMDYD)	2006	1.050	136,000,000	142,800,000
6245	103381 00674	MINIBUS	TOYOTA	KIJANG INNOVA G, DIESEL (KUN40R-GKMDYD)	2005	1.050	130,000,000	136,500,000
6246	103381 00674	MINIBUS	TOYOTA	KIJANG INNOVA G, DIESEL (KUN40R-GKMDYD)	2004	1.050	124,000,000	130,200,000
6247	103381 00669	MINIBUS	TOYOTA	KIJANG INNOVA G, (TGN40R-GKMDKD)	2016	1.050	212,000,000	222,600,000
6248	103381 00669	MINIBUS	TOYOTA	KIJANG INNOVA G, (TGN40R-GKMDKD)	2015	1.050	209,000,000	219,450,000
6249	103381 00669	MINIBUS	TOYOTA	KIJANG INNOVA G, (TGN40R-GKMDKD)	2014	1.050	190,000,000	199,500,000
6250	103381 00669	MINIBUS	TOYOTA	KIJANG INNOVA G, (TGN40R-GKMDKD)	2013	1.050	189,000,000	198,450,000
6251	103381 00669	MINIBUS	TOYOTA	KIJANG INNOVA G, (TGN40R-GKMDKD)	2012	1.050	186,000,000	195,300,000
6252	103381 00669	MINIBUS	TOYOTA	KIJANG INNOVA G, (TGN40R-GKMDKD)	2011	1.050	179,000,000	187,950,000
6253	103381 00669	MINIBUS	TOYOTA	KIJANG INNOVA G, (TGN40R-GKMDKD)	2010	1.050	177,000,000	185,850,000
6254	103381 00669	MINIBUS	TOYOTA	KIJANG INNOVA G, (TGN40R-GKMDKD)	2009	1.050	159,000,000	166,950,000
6255	103381 00669	MINIBUS	TOYOTA	KIJANG INNOVA G, (TGN40R-GKMDKD)	2008	1.050	139,000,000	145,950,000
6256	103381 00669	MINIBUS	TOYOTA	KIJANG INNOVA G, (TGN40R-GKMDKD)	2007	1.050	138,000,000	144,900,000
6257	103381 00669	MINIBUS	TOYOTA	KIJANG INNOVA G, (TGN40R-GKMDKD)	2006	1.050	133,000,000	139,650,000
6258	103381 00669	MINIBUS	TOYOTA	KIJANG INNOVA G, (TGN40R-GKMDKD)	2005	1.050	127,000,000	133,350,000
6259	103381 00669	MINIBUS	TOYOTA	KIJANG INNOVA G, (TGN40R-GKMDKD)	2004	1.050	121,000,000	127,050,000
6260	103381 00675	MINIBUS	TOYOTA	KIJANG INNOVA J	2016	1.050	176,000,000	184,800,000
6261	103381 00675	MINIBUS	TOYOTA	KIJANG INNOVA J	2015	1.050	170,000,000	178,500,000
6262	103381 00675	MINIBUS	TOYOTA	KIJANG INNOVA J	2014	1.050	162,000,000	170,100,000
6263	103381 00675	MINIBUS	TOYOTA	KIJANG INNOVA J	2013	1.050	154,000,000	161,700,000
6264	103381 00675	MINIBUS	TOYOTA	KIJANG INNOVA J	2012	1.050	152,000,000	159,600,000
6265	103381 00675	MINIBUS	TOYOTA	KIJANG INNOVA J	2011	1.050	142,000,000	149,100,000
6266	103381 00675	MINIBUS	TOYOTA	KIJANG INNOVA J	2010	1.050	141,000,000	148,050,000
6267	103381 00675	MINIBUS	TOYOTA	KIJANG INNOVA J	2009	1.050	127,000,000	133,350,000
6268	103381 00676	MINIBUS	TOYOTA	KIJANG INNOVA J DSL	2015	1.050	186,000,000	195,300,000
6269	103381 00676	MINIBUS	TOYOTA	KIJANG INNOVA J DSL	2014	1.050	177,000,000	185,850,000
6270	103381 00676	MINIBUS	TOYOTA	KIJANG INNOVA J DSL	2013	1.050	168,000,000	176,400,000
6271	103381 00676	MINIBUS	TOYOTA	KIJANG INNOVA J DSL	2012	1.050	166,000,000	174,300,000
6272	103381 00676	MINIBUS	TOYOTA	KIJANG INNOVA J DSL	2011	1.050	154,000,000	161,700,000
6273	103381 00676	MINIBUS	TOYOTA	KIJANG INNOVA J DSL	2010	1.050	153,000,000	160,650,000
6274	103381 00676	MINIBUS	TOYOTA	KIJANG INNOVA J DSL	2009	1.050	136,000,000	142,800,000
6275	103381 00681	MINIBUS	TOYOTA	KIJANG INNOVA V AT DIESEL (KUN40R-GKMNYD)	2016	1.050	263,000,000	276,150,000
6276	103381 00683	MINIBUS	TOYOTA	KIJANG INNOVA V AT DIESEL (KUN40R-GKPNHD)	2007	1.050	164,000,000	172,200,000
6277	103381 00683	MINIBUS	TOYOTA	KIJANG INNOVA V AT DIESEL (KUN40R-GKPNHD)	2006	1.050	159,000,000	166,950,000
6278	103381 00683	MINIBUS	TOYOTA	KIJANG INNOVA V AT DIESEL (KUN40R-GKPNHD)	2005	1.050	153,000,000	160,650,000
6279	103381 00683	MINIBUS	TOYOTA	KIJANG INNOVA V AT DIESEL (KUN40R-GKPNHD)	2004	1.050	144,000,000	151,200,000
6280	103381 00682	MINIBUS	TOYOTA	KIJANG INNOVA V AT DIESEL (KUN40R-GKPNHD)	2015	1.050	254,000,000	266,700,000
6281	103381 00682	MINIBUS	TOYOTA	KIJANG INNOVA V AT DIESEL (KUN40R-GKPNHD)	2014	1.050	238,000,000	249,900,000
6282	103381 00682	MINIBUS	TOYOTA	KIJANG INNOVA V AT DIESEL (KUN40R-GKPNHD)	2013	1.050	235,000,000	246,750,000
6283	103381 00682	MINIBUS	TOYOTA	KIJANG INNOVA V AT DIESEL (KUN40R-GKPNHD)	2012	1.050	232,000,000	243,600,000
6284	103381 00682	MINIBUS	TOYOTA	KIJANG INNOVA V AT DIESEL (KUN40R-GKPNHD)	2011	1.050	222,000,000	233,100,000
6285	103381 00682	MINIBUS	TOYOTA	KIJANG INNOVA V AT DIESEL (KUN40R-GKPNHD)	2010	1.050	221,000,000	232,050,000
6286	103381 00682	MINIBUS	TOYOTA	KIJANG INNOVA V AT DIESEL (KUN40R-GKPNHD)	2009	1.050	201,000,000	211,050,000
6287	103381 00682	MINIBUS	TOYOTA	KIJANG INNOVA V AT DIESEL (KUN40R-GKPNHD)	2008	1.050	177,000,000	185,850,000
6288	103381 00680	MINIBUS	TOYOTA	KIJANG INNOVA V AT (TGN40R-GKPNKD 10)	2016	1.050	251,000,000	263,550,000
6289	103381 00680	MINIBUS	TOYOTA	KIJANG INNOVA V AT (TGN40R-GKPNKD 10)	2015	1.050	248,000,000	260,400,000
6290	103381 00680	MINIBUS	TOYOTA	KIJANG INNOVA V AT (TGN40R-GKPNKD 10)	2014	1.050	233,000,000	244,650,000
6291	103381 00680	MINIBUS	TOYOTA	KIJANG INNOVA V AT (TGN40R-GKPNKD 10)	2013	1.050	228,000,000	239,400,000
6292	103381 00680	MINIBUS	TOYOTA	KIJANG INNOVA V AT (TGN40R-GKPNKD 10)	2012	1.050	225,000,000	236,250,000
6293	103381 00680	MINIBUS	TOYOTA	KIJANG INNOVA V AT (TGN40R-GKPNKD 10)	2011	1.050	215,000,000	225,750,000
6294	103381 00680	MINIBUS	TOYOTA	KIJANG INNOVA V AT (TGN40R-GKPNKD 10)	2010	1.050	213,000,000	223,650,000
6295	103381 00680	MINIBUS	TOYOTA	KIJANG INNOVA V AT (TGN40R-GKPNKD 10)	2009	1.050	194,000,000	203,700,000
6296	103381 00680	MINIBUS	TOYOTA	KIJANG INNOVA V AT (TGN40R-GKPNKD 10)	2008	1.050	170,000,000	178,500,000

NO	KODING	JENIS	MEREK	TIPE	TH BUAT	BOBOT	NJKB	DP PKB
1	2	3	4	5	6	7	8	9
6297	103381 00680	MINIBUS	TOYOTA	KIJANG INNOVA V AT (TGN40R-GKPNKD 10)	2007	1.050	164,000,000	172,200,000
6298	103381 00680	MINIBUS	TOYOTA	KIJANG INNOVA V AT (TGN40R-GKPNKD 10)	2006	1.050	159,000,000	166,950,000
6299	103381 00680	MINIBUS	TOYOTA	KIJANG INNOVA V AT (TGN40R-GKPNKD 10)	2005	1.050	153,000,000	160,650,000
6300	103381 00680	MINIBUS	TOYOTA	KIJANG INNOVA V AT (TGN40R-GKPNKD 10)	2004	1.050	144,000,000	151,200,000
6301	103381 00685	MINIBUS	TOYOTA	KIJANG INNOVA V DIESEL (KUN40R-GKMNYD)	2007	1.050	156,000,000	163,800,000
6302	103381 00685	MINIBUS	TOYOTA	KIJANG INNOVA V DIESEL (KUN40R-GKMNYD)	2006	1.050	151,000,000	158,550,000
6303	103381 00685	MINIBUS	TOYOTA	KIJANG INNOVA V DIESEL (KUN40R-GKMNYD)	2005	1.050	142,000,000	149,100,000
6304	103381 00685	MINIBUS	TOYOTA	KIJANG INNOVA V DIESEL (KUN40R-GKMNYD)	2004	1.050	134,000,000	140,700,000
6305	103381 00684	MINIBUS	TOYOTA	KIJANG INNOVA V DIESEL (KUN40R-GKMNYD 10)	2016	1.050	251,000,000	263,550,000
6306	103381 00684	MINIBUS	TOYOTA	KIJANG INNOVA V DIESEL (KUN40R-GKMNYD 10)	2015	1.050	247,000,000	259,350,000
6307	103381 00684	MINIBUS	TOYOTA	KIJANG INNOVA V DIESEL (KUN40R-GKMNYD 10)	2014	1.050	232,000,000	243,600,000
6308	103381 00684	MINIBUS	TOYOTA	KIJANG INNOVA V DIESEL (KUN40R-GKMNYD 10)	2013	1.050	229,000,000	240,450,000
6309	103381 00684	MINIBUS	TOYOTA	KIJANG INNOVA V DIESEL (KUN40R-GKMNYD 10)	2012	1.050	227,000,000	238,350,000
6310	103381 00684	MINIBUS	TOYOTA	KIJANG INNOVA V DIESEL (KUN40R-GKMNYD 10)	2011	1.050	216,000,000	226,800,000
6311	103381 00684	MINIBUS	TOYOTA	KIJANG INNOVA V DIESEL (KUN40R-GKMNYD 10)	2010	1.050	214,000,000	224,700,000
6312	103381 00684	MINIBUS	TOYOTA	KIJANG INNOVA V DIESEL (KUN40R-GKMNYD 10)	2009	1.050	195,000,000	204,750,000
6313	103381 00684	MINIBUS	TOYOTA	KIJANG INNOVA V DIESEL (KUN40R-GKMNYD 10)	2008	1.050	171,000,000	179,550,000
6314	103381 00686	MINIBUS	TOYOTA	KIJANG INNOVA V EXTRA AT DSL (KUN40R-	2007	1.050	172,000,000	180,600,000
6315	103381 00686	MINIBUS	TOYOTA	KIJANG INNOVA V EXTRA AT DSL (KUN40R-	2006	1.050	166,000,000	174,300,000
6316	103381 00686	MINIBUS	TOYOTA	KIJANG INNOVA V EXTRA AT DSL (KUN40R-	2005	1.050	161,000,000	169,050,000
6317	103381 00687	MINIBUS	TOYOTA	KIJANG INNOVA V EXTRA AT DSL (KUN40R-	2009	1.050	208,000,000	218,400,000
6318	103381 00687	MINIBUS	TOYOTA	KIJANG INNOVA V EXTRA AT DSL (KUN40R-	2008	1.050	184,000,000	193,200,000
6319	103381 00688	MINIBUS	TOYOTA	KIJANG INNOVA V EXTRA DSL (KUN40R-GKMNYD	2007	1.050	163,000,000	171,150,000
6320	103381 00688	MINIBUS	TOYOTA	KIJANG INNOVA V EXTRA DSL (KUN40R-GKMNYD	2006	1.050	158,000,000	165,900,000
6321	103381 00688	MINIBUS	TOYOTA	KIJANG INNOVA V EXTRA DSL (KUN40R-GKMNYD	2005	1.050	152,000,000	159,600,000
6322	103381 00689	MINIBUS	TOYOTA	KIJANG INNOVA V EXTRA DSL (KUN40R-GKMNYD	2009	1.050	198,000,000	207,900,000
6323	103381 00689	MINIBUS	TOYOTA	KIJANG INNOVA V EXTRA DSL (KUN40R-GKMNYD	2008	1.050	174,000,000	182,700,000
6324	103381 00691	MINIBUS	TOYOTA	KIJANG INNOVA V LUXURY AT (TGN40R-GKPNKD	2007	1.050	174,000,000	182,700,000
6325	103381 00691	MINIBUS	TOYOTA	KIJANG INNOVA V LUXURY AT (TGN40R-GKPNKD	2006	1.050	169,000,000	177,450,000
6326	103381 00691	MINIBUS	TOYOTA	KIJANG INNOVA V LUXURY AT (TGN40R-GKPNKD	2005	1.050	163,000,000	171,150,000
6327	103381 00690	MINIBUS	TOYOTA	KIJANG INNOVA V LUXURY (TGN40R-GKMNKD V1)	2007	1.050	167,000,000	175,350,000
6328	103381 00690	MINIBUS	TOYOTA	KIJANG INNOVA V LUXURY (TGN40R-GKMNKD V1)	2006	1.050	162,000,000	170,100,000
6329	103381 00690	MINIBUS	TOYOTA	KIJANG INNOVA V LUXURY (TGN40R-GKMNKD V1)	2005	1.050	156,000,000	163,800,000
6330	103381 00677	MINIBUS	TOYOTA	KIJANG INNOVA V (TGN40-GKMNKD 10)	2015	1.050	235,000,000	246,750,000
6331	103381 00677	MINIBUS	TOYOTA	KIJANG INNOVA V (TGN40-GKMNKD 10)	2014	1.050	223,000,000	234,150,000
6332	103381 00677	MINIBUS	TOYOTA	KIJANG INNOVA V (TGN40-GKMNKD 10)	2013	1.050	213,000,000	223,650,000
6333	103381 00677	MINIBUS	TOYOTA	KIJANG INNOVA V (TGN40-GKMNKD 10)	2012	1.050	211,000,000	221,550,000
6334	103381 00677	MINIBUS	TOYOTA	KIJANG INNOVA V (TGN40-GKMNKD 10)	2011	1.050	201,000,000	211,050,000
6335	103381 00677	MINIBUS	TOYOTA	KIJANG INNOVA V (TGN40-GKMNKD 10)	2010	1.050	199,000,000	208,950,000
6336	103381 00677	MINIBUS	TOYOTA	KIJANG INNOVA V (TGN40-GKMNKD 10)	2009	1.050	179,000,000	187,950,000
6337	103381 00677	MINIBUS	TOYOTA	KIJANG INNOVA V (TGN40-GKMNKD 10)	2008	1.050	157,000,000	164,850,000
6338	103381 00679	MINIBUS	TOYOTA	KIJANG INNOVA V (TGN40R-GKMNKD)	2007	1.050	153,000,000	160,650,000
6339	103381 00679	MINIBUS	TOYOTA	KIJANG INNOVA V (TGN40R-GKMNKD)	2006	1.050	148,000,000	155,400,000
6340	103381 00679	MINIBUS	TOYOTA	KIJANG INNOVA V (TGN40R-GKMNKD)	2005	1.050	142,000,000	149,100,000
6341	103381 00679	MINIBUS	TOYOTA	KIJANG INNOVA V (TGN40R-GKMNKD)	2004	1.050	134,000,000	140,700,000
6342	103381 00678	MINIBUS	TOYOTA	KIJANG INNOVA V (TGN40R-GKMNKD 10)	2016	1.050	242,000,000	254,100,000
6343	103381 00694	MINIBUS	TOYOTA	KIJANG INNOVA V XTRA AT (TGN40R-GKPNKD 01)	2007	1.050	170,000,000	178,500,000
6344	103381 00694	MINIBUS	TOYOTA	KIJANG INNOVA V XTRA AT (TGN40R-GKPNKD 01)	2006	1.050	166,000,000	174,300,000
6345	103381 00694	MINIBUS	TOYOTA	KIJANG INNOVA V XTRA AT (TGN40R-GKPNKD 01)	2005	1.050	158,000,000	165,900,000
6346	103381 00695	MINIBUS	TOYOTA	KIJANG INNOVA V XTRA AT (TGN40R-GKPNKD 11)	2009	1.050	196,000,000	205,800,000
6347	103381 00695	MINIBUS	TOYOTA	KIJANG INNOVA V XTRA AT (TGN40R-GKPNKD 11)	2008	1.050	173,000,000	181,650,000
6348	103381 00692	MINIBUS	TOYOTA	KIJANG INNOVA V XTRA (TGN40R-GKMNKD 01)	2007	1.050	160,000,000	168,000,000
6349	103381 00692	MINIBUS	TOYOTA	KIJANG INNOVA V XTRA (TGN40R-GKMNKD 01)	2006	1.050	155,000,000	162,750,000
6350	103381 00692	MINIBUS	TOYOTA	KIJANG INNOVA V XTRA (TGN40R-GKMNKD 01)	2005	1.050	148,000,000	155,400,000
6351	103381 00693	MINIBUS	TOYOTA	KIJANG INNOVA V XTRA (TGN40R-GKMNKD 11)	2009	1.050	186,000,000	195,300,000
6352	103381 00693	MINIBUS	TOYOTA	KIJANG INNOVA V XTRA (TGN40R-GKMNKD 11)	2008	1.050	164,000,000	172,200,000
6353	103381 00696	MINIBUS	TOYOTA	KIJANG KF 70 SHORT AT	2003	1.050	106,000,000	111,300,000
6354	103381 00696	MINIBUS	TOYOTA	KIJANG KF 70 SHORT AT	2002	1.050	102,000,000	107,100,000
6355	103381 00696	MINIBUS	TOYOTA	KIJANG KF 70 SHORT AT	2001	1.050	99,000,000	103,950,000
6356	103381 00696	MINIBUS	TOYOTA	KIJANG KF 70 SHORT AT	2000	1.050	98,000,000	102,900,000
6357	103381 00696	MINIBUS	TOYOTA	KIJANG KF 70 SHORT AT	1999	1.050	88,000,000	92,400,000
6358	103381 00696	MINIBUS	TOYOTA	KIJANG KF 70 SHORT AT	1998	1.050	84,000,000	88,200,000
6359	103381 00696	MINIBUS	TOYOTA	KIJANG KF 70 SHORT AT	1997	1.050	80,000,000	84,000,000
6360	103381 00697	MINIBUS	TOYOTA	KIJANG KF 72 SHORT AT	2003	1.050	106,000,000	111,300,000
6361	103381 00697	MINIBUS	TOYOTA	KIJANG KF 72 SHORT AT	2002	1.050	102,000,000	107,100,000
6362	103381 00697	MINIBUS	TOYOTA	KIJANG KF 72 SHORT AT	2001	1.050	99,000,000	103,950,000
6363	103381 00697	MINIBUS	TOYOTA	KIJANG KF 72 SHORT AT	2000	1.050	98,000,000	102,900,000
6364	103381 00697	MINIBUS	TOYOTA	KIJANG KF 72 SHORT AT	1999	1.050	88,000,000	92,400,000
6365	103381 00697	MINIBUS	TOYOTA	KIJANG KF 72 SHORT AT	1998	1.050	84,000,000	88,200,000
6366	103381 00697	MINIBUS	TOYOTA	KIJANG KF 72 SHORT AT	1997	1.050	80,000,000	84,000,000
6367	103381 00698	MINIBUS	TOYOTA	KIJANG KF 80 LONG AT	2004	1.050	115,000,000	120,750,000
6368	103381 00698	MINIBUS	TOYOTA	KIJANG KF 80 LONG AT	2003	1.050	108,000,000	113,400,000
6369	103381 00698	MINIBUS	TOYOTA	KIJANG KF 80 LONG AT	2002	1.050	105,000,000	110,250,000
6370	103381 00698	MINIBUS	TOYOTA	KIJANG KF 80 LONG AT	2001	1.050	102,000,000	107,100,000
6371	103381 00698	MINIBUS	TOYOTA	KIJANG KF 80 LONG AT	2000	1.050	100,000,000	105,000,000
6372	103381 00698	MINIBUS	TOYOTA	KIJANG KF 80 LONG AT	1999	1.050	94,000,000	98,700,000
6373	103381 00698	MINIBUS	TOYOTA	KIJANG KF 80 LONG AT	1998	1.050	75,000,000	78,750,000
6374	103381 00698	MINIBUS	TOYOTA	KIJANG KF 80 LONG AT	1997	1.050	66,000,000	69,300,000
6375	103381 00699	MINIBUS	TOYOTA	KIJANG KF 82 LONG AT	2004	1.050	115,000,000	120,750,000
6376	103381 00699	MINIBUS	TOYOTA	KIJANG KF 82 LONG AT	2003	1.050	108,000,000	113,400,000
6377	103381 00699	MINIBUS	TOYOTA	KIJANG KF 82 LONG AT	2002	1.050	105,000,000	110,250,000
6378	103381 00699	MINIBUS	TOYOTA	KIJANG KF 82 LONG AT	2001	1.050	102,000,000	107,100,000
6379	103381 00699	MINIBUS	TOYOTA	KIJANG KF 82 LONG AT	2000	1.050	100,000,000	105,000,000
6380	103381 00699	MINIBUS	TOYOTA	KIJANG KF 82 LONG AT	1999	1.050	94,000,000	98,700,000
6381	103381 00699	MINIBUS	TOYOTA	KIJANG KF 82 LONG AT	1998	1.050	75,000,000	78,750,000
6382	103381 00699	MINIBUS	TOYOTA	KIJANG KF 82 LONG AT	1997	1.050	66,000,000	69,300,000
6383	103381 00700	MINIBUS	TOYOTA	KIJANG KF 83 A/T	2004	1.050	81,000,000	85,050,000
6384	103381 00700	MINIBUS	TOYOTA	KIJANG KF 83 A/T	2003	1.050	77,000,000	80,850,000
6385	103381 00700	MINIBUS	TOYOTA	KIJANG KF 83 A/T	2002	1.050	75,000,000	78,750,000
6386	103381 00700	MINIBUS	TOYOTA	KIJANG KF 83 A/T	2001	1.050	73,000,000	76,650,000

NO	KODING	JENIS	MEREK	TIPE	TH BUAT	BOBOT	NJKB	DP PKB
1	2	3	4	5	6	7	8	9
6477	103381 00711	MINIBUS	TOYOTA	KIJANG STANDART KF 80 LONG BENSIN	2002	1.050	69,000,000	72,450,000
6478	103381 00711	MINIBUS	TOYOTA	KIJANG STANDART KF 80 LONG BENSIN	2001	1.050	67,000,000	70,350,000
6479	103381 00711	MINIBUS	TOYOTA	KIJANG STANDART KF 80 LONG BENSIN	2000	1.050	65,000,000	68,250,000
6480	103381 00711	MINIBUS	TOYOTA	KIJANG STANDART KF 80 LONG BENSIN	1999	1.050	56,000,000	58,800,000
6481	103381 00711	MINIBUS	TOYOTA	KIJANG STANDART KF 80 LONG BENSIN	1998	1.050	53,000,000	55,650,000
6482	103381 00711	MINIBUS	TOYOTA	KIJANG STANDART KF 80 LONG BENSIN	1997	1.050	50,000,000	52,500,000
6483	103381 00712	MINIBUS	TOYOTA	KIJANG STANDART KF 82 LONG BENSIN	2004	1.050	75,000,000	78,750,000
6484	103381 00712	MINIBUS	TOYOTA	KIJANG STANDART KF 82 LONG BENSIN	2003	1.050	71,000,000	74,550,000
6485	103381 00712	MINIBUS	TOYOTA	KIJANG STANDART KF 82 LONG BENSIN	2002	1.050	69,000,000	72,450,000
6486	103381 00712	MINIBUS	TOYOTA	KIJANG STANDART KF 82 LONG BENSIN	2001	1.050	67,000,000	70,350,000
6487	103381 00712	MINIBUS	TOYOTA	KIJANG STANDART KF 82 LONG BENSIN	2000	1.050	65,000,000	68,250,000
6488	103381 00712	MINIBUS	TOYOTA	KIJANG STANDART KF 82 LONG BENSIN	1999	1.050	56,000,000	58,800,000
6489	103381 00712	MINIBUS	TOYOTA	KIJANG STANDART KF 82 LONG BENSIN	1998	1.050	53,000,000	55,650,000
6490	103381 00712	MINIBUS	TOYOTA	KIJANG STANDART KF 82 LONG BENSIN	1997	1.050	50,000,000	52,500,000
6491	103381 00713	MINIBUS	TOYOTA	KIJANG STANDART KF 83 LONG BENSIN	2004	1.050	75,000,000	78,750,000
6492	103381 00713	MINIBUS	TOYOTA	KIJANG STANDART KF 83 LONG BENSIN	2003	1.050	71,000,000	74,550,000
6493	103381 00713	MINIBUS	TOYOTA	KIJANG STANDART KF 83 LONG BENSIN	2002	1.050	69,000,000	72,450,000
6494	103381 00713	MINIBUS	TOYOTA	KIJANG STANDART KF 83 LONG BENSIN	2001	1.050	67,000,000	70,350,000
6495	103381 00713	MINIBUS	TOYOTA	KIJANG STANDART KF 83 LONG BENSIN	2000	1.050	65,000,000	68,250,000
6496	103381 00713	MINIBUS	TOYOTA	KIJANG STANDART KF 83 LONG BENSIN	1999	1.050	56,000,000	58,800,000
6497	103381 00713	MINIBUS	TOYOTA	KIJANG STANDART KF 83 LONG BENSIN	1998	1.050	53,000,000	55,650,000
6498	103381 00713	MINIBUS	TOYOTA	KIJANG STANDART KF 83 LONG BENSIN	1997	1.050	50,000,000	52,500,000
6499	103381 00714	MINIBUS	TOYOTA	KIJANG STANDART LF 70 SHORT DIESEL	2003	1.050	81,000,000	85,050,000
6500	103381 00714	MINIBUS	TOYOTA	KIJANG STANDART LF 70 SHORT DIESEL	2002	1.050	79,000,000	82,950,000
6501	103381 00714	MINIBUS	TOYOTA	KIJANG STANDART LF 70 SHORT DIESEL	2001	1.050	77,000,000	80,850,000
6502	103381 00714	MINIBUS	TOYOTA	KIJANG STANDART LF 70 SHORT DIESEL	2000	1.050	71,000,000	74,550,000
6503	103381 00714	MINIBUS	TOYOTA	KIJANG STANDART LF 70 SHORT DIESEL	1999	1.050	61,000,000	64,050,000
6504	103381 00714	MINIBUS	TOYOTA	KIJANG STANDART LF 70 SHORT DIESEL	1998	1.050	54,000,000	56,700,000
6505	103381 00714	MINIBUS	TOYOTA	KIJANG STANDART LF 70 SHORT DIESEL	1997	1.050	53,000,000	55,650,000
6506	103381 00715	MINIBUS	TOYOTA	KIJANG STANDART LF 80 LONG DIESEL	2004	1.050	84,000,000	88,200,000
6507	103381 00715	MINIBUS	TOYOTA	KIJANG STANDART LF 80 LONG DIESEL	2003	1.050	81,000,000	85,050,000
6508	103381 00715	MINIBUS	TOYOTA	KIJANG STANDART LF 80 LONG DIESEL	2002	1.050	80,000,000	84,000,000
6509	103381 00715	MINIBUS	TOYOTA	KIJANG STANDART LF 80 LONG DIESEL	2001	1.050	79,000,000	82,950,000
6510	103381 00715	MINIBUS	TOYOTA	KIJANG STANDART LF 80 LONG DIESEL	2000	1.050	72,000,000	75,600,000
6511	103381 00715	MINIBUS	TOYOTA	KIJANG STANDART LF 80 LONG DIESEL	1999	1.050	63,000,000	66,150,000
6512	103381 00715	MINIBUS	TOYOTA	KIJANG STANDART LF 80 LONG DIESEL	1998	1.050	56,000,000	58,800,000
6513	103381 00715	MINIBUS	TOYOTA	KIJANG STANDART LF 80 LONG DIESEL	1997	1.050	54,000,000	56,700,000
6514	103381 00617	MINIBUS	TOYOTA	KIJANG STD LF 60 BENSIN	2004	1.050	84,000,000	88,200,000
6515	103381 00617	MINIBUS	TOYOTA	KIJANG STD LF 60 BENSIN	2003	1.050	80,000,000	84,000,000
6516	103381 00617	MINIBUS	TOYOTA	KIJANG STD LF 60 BENSIN	2002	1.050	75,000,000	78,750,000
6517	103381 00617	MINIBUS	TOYOTA	KIJANG STD LF 60 BENSIN	2001	1.050	70,000,000	73,500,000
6518	103381 00617	MINIBUS	TOYOTA	KIJANG STD LF 60 BENSIN	2000	1.050	64,000,000	67,200,000
6519	103381 00617	MINIBUS	TOYOTA	KIJANG STD LF 60 BENSIN	1999	1.050	59,000,000	61,950,000
6520	103381 00617	MINIBUS	TOYOTA	KIJANG STD LF 60 BENSIN	1998	1.050	53,000,000	55,650,000
6521	103381 00617	MINIBUS	TOYOTA	KIJANG STD LF 60 BENSIN	1997	1.050	45,000,000	47,250,000
6522	103381 00616	MINIBUS	TOYOTA	KIJANG STD LF 60 (DIESEL)	2004	1.050	89,000,000	93,450,000
6523	103381 00616	MINIBUS	TOYOTA	KIJANG STD LF 60 (DIESEL)	2003	1.050	86,000,000	90,300,000
6524	103381 00616	MINIBUS	TOYOTA	KIJANG STD LF 60 (DIESEL)	2002	1.050	82,000,000	86,100,000
6525	103381 00616	MINIBUS	TOYOTA	KIJANG STD LF 60 (DIESEL)	2001	1.050	78,000,000	81,900,000
6526	103381 00616	MINIBUS	TOYOTA	KIJANG STD LF 60 (DIESEL)	2000	1.050	73,000,000	76,650,000
6527	103381 00616	MINIBUS	TOYOTA	KIJANG STD LF 60 (DIESEL)	1999	1.050	67,000,000	70,350,000
6528	103381 00616	MINIBUS	TOYOTA	KIJANG STD LF 60 (DIESEL)	1998	1.050	62,000,000	65,100,000
6529	103381 00616	MINIBUS	TOYOTA	KIJANG STD LF 60 (DIESEL)	1997	1.050	56,000,000	58,800,000
6530	103381 00716	MINIBUS	TOYOTA	KIJANG SUPER GRAND UF 81	2004	1.050	113,000,000	118,650,000
6531	103381 00716	MINIBUS	TOYOTA	KIJANG SUPER GRAND UF 81	2003	1.050	107,000,000	112,350,000
6532	103381 00716	MINIBUS	TOYOTA	KIJANG SUPER GRAND UF 81	2002	1.050	102,000,000	107,100,000
6533	103381 00716	MINIBUS	TOYOTA	KIJANG SUPER GRAND UF 81	2001	1.050	98,000,000	102,900,000
6534	103381 00717	MINIBUS	TOYOTA	KIJANG SUPER KF 40 SHORT	1995	1.050	45,000,000	47,250,000
6535	103381 00717	MINIBUS	TOYOTA	KIJANG SUPER KF 40 SHORT	1994	1.050	43,000,000	45,150,000
6536	103381 00717	MINIBUS	TOYOTA	KIJANG SUPER KF 40 SHORT	1993	1.050	38,000,000	39,900,000
6537	103381 00717	MINIBUS	TOYOTA	KIJANG SUPER KF 40 SHORT	1992	1.050	36,000,000	37,800,000
6538	103381 00717	MINIBUS	TOYOTA	KIJANG SUPER KF 40 SHORT	1991	1.050	34,000,000	35,700,000
6539	103381 00717	MINIBUS	TOYOTA	KIJANG SUPER KF 40 SHORT	1990	1.050	30,000,000	31,500,000
6540	103381 00717	MINIBUS	TOYOTA	KIJANG SUPER KF 40 SHORT	1989	1.050	28,000,000	29,400,000
6541	103381 00717	MINIBUS	TOYOTA	KIJANG SUPER KF 40 SHORT	1988	1.050	26,000,000	27,300,000
6542	103381 00717	MINIBUS	TOYOTA	KIJANG SUPER KF 40 SHORT	1987	1.050	24,000,000	25,200,000
6543	103381 00717	MINIBUS	TOYOTA	KIJANG SUPER KF 40 SHORT	1986	1.050	22,000,000	23,100,000
6544	103381 00718	MINIBUS	TOYOTA	KIJANG SUPER KF 42 SHORT	1997	1.050	48,000,000	50,400,000
6545	103381 00718	MINIBUS	TOYOTA	KIJANG SUPER KF 42 SHORT	1996	1.050	43,000,000	45,150,000
6546	103381 00718	MINIBUS	TOYOTA	KIJANG SUPER KF 42 SHORT	1995	1.050	40,000,000	42,000,000
6547	103381 00718	MINIBUS	TOYOTA	KIJANG SUPER KF 42 SHORT	1994	1.050	39,000,000	40,950,000
6548	103381 00718	MINIBUS	TOYOTA	KIJANG SUPER KF 42 SHORT	1993	1.050	38,000,000	39,900,000
6549	103381 00718	MINIBUS	TOYOTA	KIJANG SUPER KF 42 SHORT	1992	1.050	36,000,000	37,800,000
6550	103381 00718	MINIBUS	TOYOTA	KIJANG SUPER KF 42 SHORT	1991	1.050	34,000,000	35,700,000
6551	103381 00718	MINIBUS	TOYOTA	KIJANG SUPER KF 42 SHORT	1990	1.050	30,000,000	31,500,000
6552	103381 00718	MINIBUS	TOYOTA	KIJANG SUPER KF 42 SHORT	1989	1.050	28,000,000	29,400,000
6553	103381 00718	MINIBUS	TOYOTA	KIJANG SUPER KF 42 SHORT	1988	1.050	26,000,000	27,300,000
6554	103381 00718	MINIBUS	TOYOTA	KIJANG SUPER KF 42 SHORT	1987	1.050	24,000,000	25,200,000
6555	103381 00719	MINIBUS	TOYOTA	KIJANG SUPER KF 50 LONG	1995	1.050	42,000,000	44,100,000
6556	103381 00719	MINIBUS	TOYOTA	KIJANG SUPER KF 50 LONG	1994	1.050	40,000,000	42,000,000
6557	103381 00719	MINIBUS	TOYOTA	KIJANG SUPER KF 50 LONG	1993	1.050	39,000,000	40,950,000
6558	103381 00719	MINIBUS	TOYOTA	KIJANG SUPER KF 50 LONG	1992	1.050	38,000,000	39,900,000
6559	103381 00719	MINIBUS	TOYOTA	KIJANG SUPER KF 50 LONG	1991	1.050	36,000,000	37,800,000
6560	103381 00719	MINIBUS	TOYOTA	KIJANG SUPER KF 50 LONG	1990	1.050	31,000,000	32,550,000
6561	103381 00719	MINIBUS	TOYOTA	KIJANG SUPER KF 50 LONG	1989	1.050	30,000,000	31,500,000
6562	103381 00719	MINIBUS	TOYOTA	KIJANG SUPER KF 50 LONG	1988	1.050	28,000,000	29,400,000
6563	103381 00719	MINIBUS	TOYOTA	KIJANG SUPER KF 50 LONG	1987	1.050	25,000,000	26,250,000
6564	103381 00719	MINIBUS	TOYOTA	KIJANG SUPER KF 50 LONG	1986	1.050	24,000,000	25,200,000
6565	103381 00720	MINIBUS	TOYOTA	KIJANG SUPER KF 52 LONG	1999	1.050	70,000,000	73,500,000
6566	103381 00720	MINIBUS	TOYOTA	KIJANG SUPER KF 52 LONG	1998	1.050	65,000,000	68,250,000

NO	KODING	JENIS	MEREK	TIPE	TH BUAT	BOBOT	NJKB	DP PKB
1	2	3	4	5	6	7	8	9
6657	103381 00731	MINIBUS	TOYOTA	KIJANG SUPER LF 82 LONG DIESEL	2002	1.050	96,000,000	100,800,000
6658	103381 00731	MINIBUS	TOYOTA	KIJANG SUPER LF 82 LONG DIESEL	2001	1.050	95,000,000	99,750,000
6659	103381 00731	MINIBUS	TOYOTA	KIJANG SUPER LF 82 LONG DIESEL	2000	1.050	92,000,000	96,600,000
6660	103381 00731	MINIBUS	TOYOTA	KIJANG SUPER LF 82 LONG DIESEL	1999	1.050	80,000,000	84,000,000
6661	103381 00731	MINIBUS	TOYOTA	KIJANG SUPER LF 82 LONG DIESEL	1998	1.050	71,000,000	74,550,000
6662	103381 00731	MINIBUS	TOYOTA	KIJANG SUPER LF 82 LONG DIESEL	1997	1.050	67,000,000	70,350,000
6663	103381 00731	MINIBUS	TOYOTA	KIJANG SUPER LF 82 LONG DIESEL	1996	1.050	61,000,000	64,050,000
6664	103381 00732	MINIBUS	TOYOTA	KIJANG SUPER LF 83 LONG DIESEL	2004	1.050	101,000,000	106,050,000
6665	103381 00732	MINIBUS	TOYOTA	KIJANG SUPER LF 83 LONG DIESEL	2003	1.050	97,000,000	101,850,000
6666	103381 00732	MINIBUS	TOYOTA	KIJANG SUPER LF 83 LONG DIESEL	2002	1.050	96,000,000	100,800,000
6667	103381 00732	MINIBUS	TOYOTA	KIJANG SUPER LF 83 LONG DIESEL	2001	1.050	95,000,000	99,750,000
6668	103381 00732	MINIBUS	TOYOTA	KIJANG SUPER LF 83 LONG DIESEL	2000	1.050	92,000,000	96,600,000
6669	103381 00732	MINIBUS	TOYOTA	KIJANG SUPER LF 83 LONG DIESEL	1999	1.050	80,000,000	84,000,000
6670	103381 00732	MINIBUS	TOYOTA	KIJANG SUPER LF 83 LONG DIESEL	1998	1.050	71,000,000	74,550,000
6671	103381 00732	MINIBUS	TOYOTA	KIJANG SUPER LF 83 LONG DIESEL	1997	1.050	67,000,000	70,350,000
6672	103381 00732	MINIBUS	TOYOTA	KIJANG SUPER LF 83 LONG DIESEL	1996	1.050	61,000,000	64,050,000
6673	103381 00733	MINIBUS	TOYOTA	LITE ICE / TOWN ACE	2003	1.050	248,000,000	260,400,000
6674	103381 00733	MINIBUS	TOYOTA	LITE ICE / TOWN ACE	2002	1.050	230,000,000	241,500,000
6675	103381 00733	MINIBUS	TOYOTA	LITE ICE / TOWN ACE	2001	1.050	215,000,000	225,750,000
6676	103381 00733	MINIBUS	TOYOTA	LITE ICE / TOWN ACE	2000	1.050	203,000,000	213,150,000
6677	103381 00733	MINIBUS	TOYOTA	LITE ICE / TOWN ACE	1999	1.050	173,000,000	181,650,000
6678	103381 00733	MINIBUS	TOYOTA	LITE ICE / TOWN ACE	1998	1.050	156,000,000	163,800,000
6679	103381 00733	MINIBUS	TOYOTA	LITE ICE / TOWN ACE	1997	1.050	139,000,000	145,950,000
6680	103381 00733	MINIBUS	TOYOTA	LITE ICE / TOWN ACE	1996	1.050	127,000,000	133,350,000
6681	103381 00733	MINIBUS	TOYOTA	LITE ICE / TOWN ACE	1980	1.050	19,000,000	19,950,000
6682	103381 00734	MINIBUS	TOYOTA	NAV1 2.0 G A/T	2017	1.050	317,000,000	332,850,000
6683	103381 00734	MINIBUS	TOYOTA	NAV1 2.0 G A/T	2016	1.050	307,000,000	322,350,000
6684	103381 00734	MINIBUS	TOYOTA	NAV1 2.0 G A/T	2015	1.050	298,000,000	312,900,000
6685	103381 00734	MINIBUS	TOYOTA	NAV1 2.0 G A/T	2014	1.050	296,000,000	310,800,000
6686	103381 00734	MINIBUS	TOYOTA	NAV1 2.0 G A/T	2013	1.050	294,000,000	308,700,000
6687	103381 00734	MINIBUS	TOYOTA	NAV1 2.0 G A/T	2012	1.050	292,000,000	306,600,000
6688	103381 00735	MINIBUS	TOYOTA	NAV1 2.0 V A/T	2017	1.050	332,000,000	348,600,000
6689	103381 00735	MINIBUS	TOYOTA	NAV1 2.0 V A/T	2016	1.050	323,000,000	339,150,000
6690	103381 00735	MINIBUS	TOYOTA	NAV1 2.0 V A/T	2015	1.050	313,000,000	328,650,000
6691	103381 00735	MINIBUS	TOYOTA	NAV1 2.0 V A/T	2014	1.050	311,000,000	326,550,000
6692	103381 00735	MINIBUS	TOYOTA	NAV1 2.0 V A/T	2013	1.050	307,000,000	322,350,000
6693	103381 00735	MINIBUS	TOYOTA	NAV1 2.0 V A/T	2012	1.050	305,000,000	320,250,000
6694	103381 00736	MINIBUS	TOYOTA	NEW AVANZA 1.3 E A/T	2016	1.050	144,000,000	151,200,000
6695	103381 00736	MINIBUS	TOYOTA	NEW AVANZA 1.3 E A/T	2015	1.050	138,000,000	144,900,000
6696	103381 00736	MINIBUS	TOYOTA	NEW AVANZA 1.3 E A/T	2014	1.050	131,000,000	137,550,000
6697	103381 00736	MINIBUS	TOYOTA	NEW AVANZA 1.3 E A/T	2013	1.050	124,000,000	130,200,000
6698	103381 00736	MINIBUS	TOYOTA	NEW AVANZA 1.3 E A/T	2012	1.050	121,000,000	127,050,000
6699	103381 00736	MINIBUS	TOYOTA	NEW AVANZA 1.3 E A/T	2011	1.050	115,000,000	120,750,000
6700	103381 00737	MINIBUS	TOYOTA	NEW AVANZA 1.3 E M/T	2016	1.050	134,000,000	140,700,000
6701	103381 00737	MINIBUS	TOYOTA	NEW AVANZA 1.3 E M/T	2015	1.050	130,000,000	136,500,000
6702	103381 00737	MINIBUS	TOYOTA	NEW AVANZA 1.3 E M/T	2014	1.050	124,000,000	130,200,000
6703	103381 00737	MINIBUS	TOYOTA	NEW AVANZA 1.3 E M/T	2013	1.050	118,000,000	123,900,000
6704	103381 00737	MINIBUS	TOYOTA	NEW AVANZA 1.3 E M/T	2012	1.050	113,000,000	118,650,000
6705	103381 00737	MINIBUS	TOYOTA	NEW AVANZA 1.3 E M/T	2011	1.050	111,000,000	116,550,000
6706	103381 00738	MINIBUS	TOYOTA	NEW AVANZA 1.3G A/T	2015	1.050	147,000,000	154,350,000
6707	103381 00738	MINIBUS	TOYOTA	NEW AVANZA 1.3G A/T	2014	1.050	140,000,000	147,000,000
6708	103381 00738	MINIBUS	TOYOTA	NEW AVANZA 1.3G A/T	2013	1.050	133,000,000	139,650,000
6709	103381 00738	MINIBUS	TOYOTA	NEW AVANZA 1.3G A/T	2012	1.050	129,000,000	135,450,000
6710	103381 00738	MINIBUS	TOYOTA	NEW AVANZA 1.3G A/T	2011	1.050	124,000,000	130,200,000
6711	103381 00739	MINIBUS	TOYOTA	NEW AVANZA 1.3G M/T	2015	1.050	130,000,000	136,500,000
6712	103381 00739	MINIBUS	TOYOTA	NEW AVANZA 1.3G M/T	2014	1.050	123,000,000	129,150,000
6713	103381 00739	MINIBUS	TOYOTA	NEW AVANZA 1.3G M/T	2013	1.050	118,000,000	123,900,000
6714	103381 00739	MINIBUS	TOYOTA	NEW AVANZA 1.3G M/T	2012	1.050	112,000,000	117,600,000
6715	103381 00739	MINIBUS	TOYOTA	NEW AVANZA 1.3G M/T	2011	1.050	106,000,000	111,300,000
6716	103381 00740	MINIBUS	TOYOTA	NEW AVANZA 1.5G A/T	2015	1.050	153,000,000	160,650,000
6717	103381 00740	MINIBUS	TOYOTA	NEW AVANZA 1.5G A/T	2014	1.050	146,000,000	153,300,000
6718	103381 00740	MINIBUS	TOYOTA	NEW AVANZA 1.5G A/T	2013	1.050	140,000,000	147,000,000
6719	103381 00740	MINIBUS	TOYOTA	NEW AVANZA 1.5G A/T	2012	1.050	132,000,000	138,600,000
6720	103381 00740	MINIBUS	TOYOTA	NEW AVANZA 1.5G A/T	2011	1.050	129,000,000	135,450,000
6721	103381 00741	MINIBUS	TOYOTA	NEW AVANZA 1.5G M/T	2015	1.050	135,000,000	141,750,000
6722	103381 00741	MINIBUS	TOYOTA	NEW AVANZA 1.5G M/T	2014	1.050	128,000,000	134,400,000
6723	103381 00741	MINIBUS	TOYOTA	NEW AVANZA 1.5G M/T	2013	1.050	122,000,000	128,100,000
6724	103381 00741	MINIBUS	TOYOTA	NEW AVANZA 1.5G M/T	2012	1.050	116,000,000	121,800,000
6725	103381 00741	MINIBUS	TOYOTA	NEW AVANZA 1.5G M/T	2011	1.050	110,000,000	115,500,000
6726	103381 00742	MINIBUS	TOYOTA	NEW AVANZA VELOZ 1.5 A/T	2015	1.050	148,000,000	155,400,000
6727	103381 00742	MINIBUS	TOYOTA	NEW AVANZA VELOZ 1.5 A/T	2014	1.050	140,000,000	147,000,000
6728	103381 00742	MINIBUS	TOYOTA	NEW AVANZA VELOZ 1.5 A/T	2013	1.050	133,000,000	139,650,000
6729	103381 00742	MINIBUS	TOYOTA	NEW AVANZA VELOZ 1.5 A/T	2012	1.050	126,000,000	132,300,000
6730	103381 00742	MINIBUS	TOYOTA	NEW AVANZA VELOZ 1.5 A/T	2011	1.050	121,000,000	127,050,000
6731	103381 00743	MINIBUS	TOYOTA	NEW AVANZA VELOZ 1.5 M/T	2015	1.050	140,000,000	147,000,000
6732	103381 00743	MINIBUS	TOYOTA	NEW AVANZA VELOZ 1.5 M/T	2014	1.050	133,000,000	139,650,000
6733	103381 00743	MINIBUS	TOYOTA	NEW AVANZA VELOZ 1.5 M/T	2013	1.050	126,000,000	132,300,000
6734	103381 00743	MINIBUS	TOYOTA	NEW AVANZA VELOZ 1.5 M/T	2012	1.050	121,000,000	127,050,000
6735	103381 00743	MINIBUS	TOYOTA	NEW AVANZA VELOZ 1.5 M/T	2011	1.050	115,000,000	120,750,000
6736	103381 00744	MINIBUS	TOYOTA	NEW PREVIA 2.4 AT (ACR50R-GFPGK)	2007	1.050	327,000,000	343,350,000
6737	103381 00744	MINIBUS	TOYOTA	NEW PREVIA 2.4 AT (ACR50R-GFPGK)	2006	1.050	286,000,000	300,300,000
6738	103381 00745	MINIBUS	TOYOTA	NEW PREVIA 2.4 FULL SPEC AT (ACR50R-GFPGK)	2016	1.050	748,000,000	785,400,000
6739	103381 00745	MINIBUS	TOYOTA	NEW PREVIA 2.4 FULL SPEC AT (ACR50R-GFPGK)	2015	1.050	726,000,000	762,300,000
6740	103381 00745	MINIBUS	TOYOTA	NEW PREVIA 2.4 FULL SPEC AT (ACR50R-GFPGK)	2014	1.050	704,000,000	739,200,000
6741	103381 00745	MINIBUS	TOYOTA	NEW PREVIA 2.4 FULL SPEC AT (ACR50R-GFPGK)	2013	1.050	683,000,000	717,150,000
6742	103381 00745	MINIBUS	TOYOTA	NEW PREVIA 2.4 FULL SPEC AT (ACR50R-GFPGK)	2012	1.050	681,000,000	715,050,000
6743	103381 00745	MINIBUS	TOYOTA	NEW PREVIA 2.4 FULL SPEC AT (ACR50R-GFPGK)	2011	1.050	647,000,000	679,350,000
6744	103381 00745	MINIBUS	TOYOTA	NEW PREVIA 2.4 FULL SPEC AT (ACR50R-GFPGK)	2010	1.050	615,000,000	645,750,000
6745	103381 00745	MINIBUS	TOYOTA	NEW PREVIA 2.4 FULL SPEC AT (ACR50R-GFPGK)	2009	1.050	584,000,000	613,200,000
6746	103381 00745	MINIBUS	TOYOTA	NEW PREVIA 2.4 FULL SPEC AT (ACR50R-GFPGK)	2008	1.050	555,000,000	582,750,000

NO	KODING	JENIS	MERЕК	TIPE	TH BUAT	BOBOT	NJKB	DP PKB
1	2	3	4	5	6	7	8	9
6747	103381 00745	MINIBUS	TOYOTA	NEW PREVIA 2.4 FULL SPEC AT (ACR50R-GFPGK)	2007	1.050	527,000,000	553,350,000
6748	103381 00745	MINIBUS	TOYOTA	NEW PREVIA 2.4 FULL SPEC AT (ACR50R-GFPGK)	2006	1.050	501,000,000	526,050,000
6749	103381 00746	MINIBUS	TOYOTA	NOAH 2.0 AUTOMATIC	2007	1.050	221,000,000	232,050,000
6750	103381 00746	MINIBUS	TOYOTA	NOAH 2.0 AUTOMATIC	2006	1.050	206,000,000	216,300,000
6751	103381 00746	MINIBUS	TOYOTA	NOAH 2.0 AUTOMATIC	2005	1.050	197,000,000	206,850,000
6752	103381 00746	MINIBUS	TOYOTA	NOAH 2.0 AUTOMATIC	2004	1.050	184,000,000	193,200,000
6753	103381 00747	MINIBUS	TOYOTA	NOAH 2WD AT	2005	1.050	217,000,000	227,850,000
6754	103381 00748	MINIBUS	TOYOTA	PASSO 1.3 AT	2005	1.050	118,000,000	123,900,000
6755	103381 00749	MINIBUS	TOYOTA	PICNIC	2003	1.050	206,000,000	216,300,000
6756	103381 00749	MINIBUS	TOYOTA	PICNIC	2002	1.050	196,000,000	205,800,000
6757	103381 00749	MINIBUS	TOYOTA	PICNIC	2001	1.050	186,000,000	195,300,000
6758	103381 00749	MINIBUS	TOYOTA	PICNIC	2000	1.050	180,000,000	189,000,000
6759	103381 00749	MINIBUS	TOYOTA	PICNIC	1999	1.050	162,000,000	170,100,000
6760	103381 00750	MINIBUS	TOYOTA	PORTE 1.3 AT (4X2)	2005	1.050	96,000,000	100,800,000
6761	103381 00751	MINIBUS	TOYOTA	PRESAGE X 2.5 (4x2 AT)	2004	1.050	172,000,000	180,600,000
6762	103381 00752	MINIBUS	TOYOTA	PREVIA 5 D WAGON 2.4 GSL 4 AT ACR30R-	2004	1.050	303,000,000	318,150,000
6763	103381 00752	MINIBUS	TOYOTA	PREVIA 5 D WAGON 2.4 GSL 4 AT ACR30R-	2003	1.050	284,000,000	298,200,000
6764	103381 00752	MINIBUS	TOYOTA	PREVIA 5 D WAGON 2.4 GSL 4 AT ACR30R-	2002	1.050	279,000,000	292,950,000
6765	103381 00752	MINIBUS	TOYOTA	PREVIA 5 D WAGON 2.4 GSL 4 AT ACR30R-	2001	1.050	265,000,000	278,250,000
6766	103381 00753	MINIBUS	TOYOTA	PREVIA AT 2.4 L / ACR30R-MFSEKQ	2006	1.050	310,000,000	325,500,000
6767	103381 00753	MINIBUS	TOYOTA	PREVIA AT 2.4 L / ACR30R-MFSEKQ	2005	1.050	308,000,000	323,400,000
6768	103381 00753	MINIBUS	TOYOTA	PREVIA AT 2.4 L / ACR30R-MFSEKQ	2004	1.050	285,000,000	299,250,000
6769	103381 00753	MINIBUS	TOYOTA	PREVIA AT 2.4 L / ACR30R-MFSEKQ	2003	1.050	270,000,000	283,500,000
6770	103381 00753	MINIBUS	TOYOTA	PREVIA AT 2.4 L / ACR30R-MFSEKQ	2002	1.050	263,000,000	276,150,000
6771	103381 00753	MINIBUS	TOYOTA	PREVIA AT 2.4 L / ACR30R-MFSEKQ	2001	1.050	256,000,000	268,800,000
6772	103381 00753	MINIBUS	TOYOTA	PREVIA AT 2.4 L / ACR30R-MFSEKQ	2000	1.050	249,000,000	261,450,000
6773	103381 00754	MINIBUS	TOYOTA	PREVIA GRANDE 2.400 / AT	2005	1.050	397,000,000	416,850,000
6774	103381 00754	MINIBUS	TOYOTA	PREVIA GRANDE 2.400 / AT	2004	1.050	341,000,000	358,050,000
6775	103381 00754	MINIBUS	TOYOTA	PREVIA GRANDE 2.400 / AT	2003	1.050	293,000,000	307,650,000
6776	103381 00754	MINIBUS	TOYOTA	PREVIA GRANDE 2.400 / AT	2002	1.050	278,000,000	291,900,000
6777	103381 00755	MINIBUS	TOYOTA	PRIUS 1.5 AUTOMATIC	2007	1.050	221,000,000	232,050,000
6778	103381 00755	MINIBUS	TOYOTA	PRIUS 1.5 AUTOMATIC	2006	1.050	136,000,000	142,800,000
6779	103381 00756	MINIBUS	TOYOTA	PRIUS 1.5 HYBRID (NHW20R-AHEEBW)	2007	1.050	292,000,000	306,600,000
6780	103381 00756	MINIBUS	TOYOTA	PRIUS 1.5 HYBRID (NHW20R-AHEEBW)	2006	1.050	271,000,000	284,550,000
6781	103381 00757	MINIBUS	TOYOTA	PRIUS 1.8 A/T HYBRID	2016	1.050	479,000,000	502,950,000
6782	103381 00757	MINIBUS	TOYOTA	PRIUS 1.8 A/T HYBRID	2015	1.050	465,000,000	488,250,000
6783	103381 00757	MINIBUS	TOYOTA	PRIUS 1.8 A/T HYBRID	2014	1.050	451,000,000	473,550,000
6784	103381 00757	MINIBUS	TOYOTA	PRIUS 1.8 A/T HYBRID	2013	1.050	448,000,000	470,400,000
6785	103381 00757	MINIBUS	TOYOTA	PRIUS 1.8 A/T HYBRID	2012	1.050	426,000,000	447,300,000
6786	103381 00757	MINIBUS	TOYOTA	PRIUS 1.8 A/T HYBRID	2011	1.050	405,000,000	425,250,000
6787	103381 00757	MINIBUS	TOYOTA	PRIUS 1.8 A/T HYBRID	2010	1.050	385,000,000	404,250,000
6788	103381 00757	MINIBUS	TOYOTA	PRIUS 1.8 A/T HYBRID	2009	1.050	366,000,000	384,300,000
6789	103381 00758	MINIBUS	TOYOTA	PRIUS 1.8 HYBRID A/T (ZVW50R-AHXEBW)	2019	1.050	526,000,000	552,300,000
6790	103381 00758	MINIBUS	TOYOTA	PRIUS 1.8 HYBRID A/T (ZVW50R-AHXEBW)	2018	1.050	500,000,000	525,000,000
6791	103381 00759	MINIBUS	TOYOTA	PRIUS 1.8 PHV A/T (ZVW52R-AHXEBW)	2019	1.050	706,000,000	741,300,000
6792	103381 00759	MINIBUS	TOYOTA	PRIUS 1.8 PHV A/T (ZVW52R-AHXEBW)	2018	1.050	671,000,000	704,550,000
6793	103381 00760	MINIBUS	TOYOTA	PROBOX 1.3 AT	2005	1.050	98,000,000	102,900,000
6794	103381 00761	MINIBUS	TOYOTA	PROBOX 1.3L MT DX	2005	1.050	95,000,000	99,750,000
6795	103381 00761	MINIBUS	TOYOTA	PROBOX 1.3L MT DX	2004	1.050	88,000,000	92,400,000
6796	103381 00761	MINIBUS	TOYOTA	PROBOX 1.3L MT DX	2003	1.050	83,000,000	87,150,000
6797	103381 00762	MINIBUS	TOYOTA	PROBOX 1.5 AT	2005	1.050	119,000,000	124,950,000
6798	103381 00762	MINIBUS	TOYOTA	PROBOX 1.5 AT	2004	1.050	99,000,000	103,950,000
6799	103381 00763	MINIBUS	TOYOTA	PROBOX 1.5 L	2003	1.050	83,000,000	87,150,000
6800	103381 00764	MINIBUS	TOYOTA	PROBOX 1.5 L AT DX	2005	1.050	119,000,000	124,950,000
6801	103381 00764	MINIBUS	TOYOTA	PROBOX 1.5 L AT DX	2004	1.050	99,000,000	103,950,000
6802	103381 00764	MINIBUS	TOYOTA	PROBOX 1.5 L AT DX	2003	1.050	94,000,000	98,700,000
6803	103381 00766	MINIBUS	TOYOTA	RAUM 1.5L 2WD AT	2005	1.050	148,000,000	155,400,000
6804	103381 00766	MINIBUS	TOYOTA	RAUM 1.5L 2WD AT	2004	1.050	137,000,000	143,850,000
6805	103381 00766	MINIBUS	TOYOTA	RAUM 1.5L 2WD AT	2003	1.050	127,000,000	133,350,000
6806	103381 00765	MINIBUS	TOYOTA	RAUM 1.5 L AT	2005	1.050	148,000,000	155,400,000
6807	103381 00765	MINIBUS	TOYOTA	RAUM 1.5 L AT	2004	1.050	137,000,000	143,850,000
6808	103381 00767	MINIBUS	TOYOTA	RAV 4 / 1998 CC ZCA26R-AWMNKM	2000	1.050	207,000,000	217,350,000
6809	103381 00767	MINIBUS	TOYOTA	RAV 4 / 1998 CC ZCA26R-AWMNKM	1999	1.050	175,000,000	183,750,000
6810	103381 00769	MINIBUS	TOYOTA	RUSH 1.5 G A/T	2017	1.050	184,000,000	193,200,000
6811	103381 00769	MINIBUS	TOYOTA	RUSH 1.5 G A/T	2016	1.050	175,000,000	183,750,000
6812	103381 00769	MINIBUS	TOYOTA	RUSH 1.5 G A/T	2015	1.050	170,000,000	178,500,000
6813	103381 00769	MINIBUS	TOYOTA	RUSH 1.5 G A/T	2014	1.050	165,000,000	173,250,000
6814	103381 00769	MINIBUS	TOYOTA	RUSH 1.5 G A/T	2013	1.050	150,000,000	157,500,000
6815	103381 00769	MINIBUS	TOYOTA	RUSH 1.5 G A/T	2012	1.050	142,000,000	149,100,000
6816	103381 00769	MINIBUS	TOYOTA	RUSH 1.5 G A/T	2011	1.050	135,000,000	141,750,000
6817	103381 00769	MINIBUS	TOYOTA	RUSH 1.5 G A/T	2010	1.050	128,000,000	134,400,000
6818	103381 00769	MINIBUS	TOYOTA	RUSH 1.5 G A/T	2009	1.050	122,000,000	128,100,000
6819	103381 00770	MINIBUS	TOYOTA	RUSH 1.5 G A/T (F800RE-GQMFJ)	2019	1.050	197,000,000	206,850,000
6820	103381 00770	MINIBUS	TOYOTA	RUSH 1.5 G A/T (F800RE-GQMFJ)	2018	1.050	188,000,000	197,400,000
6821	103381 00770	MINIBUS	TOYOTA	RUSH 1.5 G A/T (F800RE-GQMFJ)	2017	1.050	179,000,000	187,950,000
6822	103381 00768	MINIBUS	TOYOTA	RUSH 1.5 G (F700RE-GMDFJ)	2017	1.050	175,000,000	183,750,000
6823	103381 00768	MINIBUS	TOYOTA	RUSH 1.5 G (F700RE-GMDFJ)	2016	1.050	167,000,000	175,350,000
6824	103381 00768	MINIBUS	TOYOTA	RUSH 1.5 G (F700RE-GMDFJ)	2015	1.050	157,000,000	164,850,000
6825	103381 00768	MINIBUS	TOYOTA	RUSH 1.5 G (F700RE-GMDFJ)	2014	1.050	154,000,000	161,700,000
6826	103381 00768	MINIBUS	TOYOTA	RUSH 1.5 G (F700RE-GMDFJ)	2013	1.050	148,000,000	155,400,000
6827	103381 00768	MINIBUS	TOYOTA	RUSH 1.5 G (F700RE-GMDFJ)	2012	1.050	142,000,000	149,100,000
6828	103381 00768	MINIBUS	TOYOTA	RUSH 1.5 G (F700RE-GMDFJ)	2011	1.050	136,000,000	142,800,000
6829	103381 00768	MINIBUS	TOYOTA	RUSH 1.5 G (F700RE-GMDFJ)	2010	1.050	128,000,000	134,400,000
6830	103381 00768	MINIBUS	TOYOTA	RUSH 1.5 G (F700RE-GMDFJ)	2009	1.050	123,000,000	129,150,000
6831	103381 00768	MINIBUS	TOYOTA	RUSH 1.5 G (F700RE-GMDFJ)	2008	1.050	117,000,000	122,850,000
6832	103381 00768	MINIBUS	TOYOTA	RUSH 1.5 G (F700RE-GMDFJ)	2007	1.050	106,000,000	111,300,000
6833	103381 00768	MINIBUS	TOYOTA	RUSH 1.5 G (F700RE-GMDFJ)	2006	1.050	103,000,000	108,150,000
6834	103381 00771	MINIBUS	TOYOTA	RUSH 1.5 G M/T	2017	1.050	175,000,000	183,750,000
6835	103381 00771	MINIBUS	TOYOTA	RUSH 1.5 G M/T	2016	1.050	167,000,000	175,350,000
6836	103381 00771	MINIBUS	TOYOTA	RUSH 1.5 G M/T	2015	1.050	157,000,000	164,850,000

NO	KODING	JENIS	MEREK	TIPE	TH BUAT	BOBOT	NJKB	DP PKB
1	2	3	4	5	6	7	8	9
6837	103381 00772	MINIBUS	TOYOTA	RUSH 1.5 G M/T (F800RE-GMMFJ)	2019	1.050	189,000,000	198,450,000
6838	103381 00772	MINIBUS	TOYOTA	RUSH 1.5 G M/T (F800RE-GMMFJ)	2018	1.050	180,000,000	189,000,000
6839	103381 00772	MINIBUS	TOYOTA	RUSH 1.5 G M/T (F800RE-GMMFJ)	2017	1.050	171,000,000	179,550,000
6840	103381 00774	MINIBUS	TOYOTA	RUSH 1.5 S A/T	2016	1.050	184,000,000	193,200,000
6841	103381 00775	MINIBUS	TOYOTA	RUSH 1.5 S A/T (F700RE-GQMFJ)	2017	1.050	193,000,000	202,650,000
6842	103381 00775	MINIBUS	TOYOTA	RUSH 1.5 S A/T (F700RE-GQMFJ)	2016	1.050	184,000,000	193,200,000
6843	103381 00775	MINIBUS	TOYOTA	RUSH 1.5 S A/T (F700RE-GQMFJ)	2015	1.050	172,000,000	180,600,000
6844	103381 00775	MINIBUS	TOYOTA	RUSH 1.5 S A/T (F700RE-GQMFJ)	2014	1.050	163,000,000	171,150,000
6845	103381 00775	MINIBUS	TOYOTA	RUSH 1.5 S A/T (F700RE-GQMFJ)	2013	1.050	155,000,000	162,750,000
6846	103381 00775	MINIBUS	TOYOTA	RUSH 1.5 S A/T (F700RE-GQMFJ)	2012	1.050	147,000,000	154,350,000
6847	103381 00775	MINIBUS	TOYOTA	RUSH 1.5 S A/T (F700RE-GQMFJ)	2011	1.050	140,000,000	147,000,000
6848	103381 00775	MINIBUS	TOYOTA	RUSH 1.5 S A/T (F700RE-GQMFJ)	2010	1.050	133,000,000	139,650,000
6849	103381 00775	MINIBUS	TOYOTA	RUSH 1.5 S A/T (F700RE-GQMFJ)	2009	1.050	126,000,000	132,300,000
6850	103381 00775	MINIBUS	TOYOTA	RUSH 1.5 S A/T (F700RE-GQMFJ)	2008	1.050	120,000,000	126,000,000
6851	103381 00775	MINIBUS	TOYOTA	RUSH 1.5 S A/T (F700RE-GQMFJ)	2007	1.050	114,000,000	119,700,000
6852	103381 00775	MINIBUS	TOYOTA	RUSH 1.5 S A/T (F700RE-GQMFJ)	2006	1.050	108,000,000	113,400,000
6853	103381 00776	MINIBUS	TOYOTA	RUSH 1.5 S A/T (F800RE-GQGFJ)	2019	1.050	206,000,000	216,300,000
6854	103381 00776	MINIBUS	TOYOTA	RUSH 1.5 S A/T (F800RE-GQGFJ)	2018	1.050	196,000,000	205,800,000
6855	103381 00773	MINIBUS	TOYOTA	RUSH 1.5 S (F700RE-GMMFJ)	2016	1.050	180,000,000	189,000,000
6856	103381 00773	MINIBUS	TOYOTA	RUSH 1.5 S (F700RE-GMMFJ)	2015	1.050	162,000,000	170,100,000
6857	103381 00773	MINIBUS	TOYOTA	RUSH 1.5 S (F700RE-GMMFJ)	2014	1.050	157,000,000	164,850,000
6858	103381 00773	MINIBUS	TOYOTA	RUSH 1.5 S (F700RE-GMMFJ)	2013	1.050	152,000,000	159,600,000
6859	103381 00773	MINIBUS	TOYOTA	RUSH 1.5 S (F700RE-GMMFJ)	2012	1.050	146,000,000	153,300,000
6860	103381 00773	MINIBUS	TOYOTA	RUSH 1.5 S (F700RE-GMMFJ)	2011	1.050	140,000,000	147,000,000
6861	103381 00773	MINIBUS	TOYOTA	RUSH 1.5 S (F700RE-GMMFJ)	2010	1.050	133,000,000	139,650,000
6862	103381 00773	MINIBUS	TOYOTA	RUSH 1.5 S (F700RE-GMMFJ)	2009	1.050	126,000,000	132,300,000
6863	103381 00773	MINIBUS	TOYOTA	RUSH 1.5 S (F700RE-GMMFJ)	2008	1.050	120,000,000	126,000,000
6864	103381 00773	MINIBUS	TOYOTA	RUSH 1.5 S (F700RE-GMMFJ)	2007	1.050	113,000,000	118,650,000
6865	103381 00773	MINIBUS	TOYOTA	RUSH 1.5 S (F700RE-GMMFJ)	2006	1.050	110,000,000	115,500,000
6866	103381 00777	MINIBUS	TOYOTA	RUSH 1.5 S M/T (F700RE-GMMFJ)	2017	1.050	189,000,000	198,450,000
6867	103381 00777	MINIBUS	TOYOTA	RUSH 1.5 S M/T (F700RE-GMMFJ)	2016	1.050	180,000,000	189,000,000
6868	103381 00777	MINIBUS	TOYOTA	RUSH 1.5 S M/T (F700RE-GMMFJ)	2015	1.050	162,000,000	170,100,000
6869	103381 00778	MINIBUS	TOYOTA	RUSH 1.5 S M/T (F800RE-GMGFJ)	2019	1.050	198,000,000	207,900,000
6870	103381 00778	MINIBUS	TOYOTA	RUSH 1.5 S M/T (F800RE-GMGFJ)	2018	1.050	189,000,000	198,450,000
6871	103381 00779	MINIBUS	TOYOTA	RUSH 1.5 TRD A/T (F800RE-GQGFJ)	2018	1.050	213,000,000	223,650,000
6872	103381 00779	MINIBUS	TOYOTA	RUSH 1.5 S TRD A/T (F800RE-GQGFJ)	2017	1.050	203,000,000	213,150,000
6873	103381 00780	MINIBUS	TOYOTA	RUSH 1.5 S TRD M/T (F800RE-GMGFJ)	2018	1.050	202,000,000	212,100,000
6874	103381 00780	MINIBUS	TOYOTA	RUSH 1.5 S TRD M/T (F800RE-GMGFJ)	2017	1.050	192,000,000	201,600,000
6875	103381 00781	MINIBUS	TOYOTA	RUSH A/T	2007	1.050	147,000,000	154,350,000
6876	103381 00781	MINIBUS	TOYOTA	RUSH A/T	2006	1.050	136,000,000	142,800,000
6877	103381 00782	MINIBUS	TOYOTA	SIENTA 1.5 AT	2005	1.050	129,000,000	135,450,000
6878	103381 00783	MINIBUS	TOYOTA	SIENTA 1.5 E CVT	2018	1.050	203,000,000	213,150,000
6879	103381 00783	MINIBUS	TOYOTA	SIENTA 1.5 E CVT	2017	1.050	193,000,000	202,650,000
6880	103381 00783	MINIBUS	TOYOTA	SIENTA 1.5 E CVT	2016	1.050	183,000,000	192,150,000
6881	103381 00784	MINIBUS	TOYOTA	SIENTA 1.5 E CVT (NSP170R-MWYDKD)	2019	1.050	197,000,000	206,850,000
6882	103381 00784	MINIBUS	TOYOTA	SIENTA 1.5 E CVT (NSP170R-MWYDKD)	2018	1.050	188,000,000	197,400,000
6883	103381 00785	MINIBUS	TOYOTA	SIENTA 1.5 E M/T	2018	1.050	188,000,000	197,400,000
6884	103381 00785	MINIBUS	TOYOTA	SIENTA 1.5 E M/T	2017	1.050	179,000,000	187,950,000
6885	103381 00785	MINIBUS	TOYOTA	SIENTA 1.5 E M/T	2016	1.050	177,000,000	185,850,000
6886	103381 00786	MINIBUS	TOYOTA	SIENTA 1.5 E M/T (NSP170R-MWFDKD)	2019	1.050	183,000,000	192,150,000
6887	103381 00786	MINIBUS	TOYOTA	SIENTA 1.5 E M/T (NSP170R-MWFDKD)	2018	1.050	174,000,000	182,700,000
6888	103381 00787	MINIBUS	TOYOTA	SIENTA 1.5 G CVT	2018	1.050	213,000,000	223,650,000
6889	103381 00787	MINIBUS	TOYOTA	SIENTA 1.5 G CVT	2017	1.050	203,000,000	213,150,000
6890	103381 00787	MINIBUS	TOYOTA	SIENTA 1.5 G CVT	2016	1.050	198,000,000	207,900,000
6891	103381 00788	MINIBUS	TOYOTA	SIENTA 1.5 G CVT (NSP170R-MWYNKD)	2019	1.050	207,000,000	217,350,000
6892	103381 00788	MINIBUS	TOYOTA	SIENTA 1.5 G CVT (NSP170R-MWYNKD)	2018	1.050	197,000,000	206,850,000
6893	103381 00789	MINIBUS	TOYOTA	SIENTA 1.5 G M/T	2018	1.050	198,000,000	207,900,000
6894	103381 00789	MINIBUS	TOYOTA	SIENTA 1.5 G M/T	2017	1.050	189,000,000	198,450,000
6895	103381 00789	MINIBUS	TOYOTA	SIENTA 1.5 G M/T	2016	1.050	180,000,000	189,000,000
6896	103381 00790	MINIBUS	TOYOTA	SIENTA 1.5 G M/T (NSP170R-MWFNKD)	2019	1.050	193,000,000	202,650,000
6897	103381 00790	MINIBUS	TOYOTA	SIENTA 1.5 G M/T (NSP170R-MWFNKD)	2018	1.050	184,000,000	193,200,000
6898	103381 00791	MINIBUS	TOYOTA	SIENTA 1.5 Q CVT	2017	1.050	230,000,000	241,500,000
6899	103381 00791	MINIBUS	TOYOTA	SIENTA 1.5 Q CVT	2016	1.050	219,000,000	229,950,000
6900	103381 00792	MINIBUS	TOYOTA	SIENTA 1.5 Q CVT (NSP170R-MWYUKD)	2019	1.050	235,000,000	246,750,000
6901	103381 00792	MINIBUS	TOYOTA	SIENTA 1.5 Q CVT (NSP170R-MWYUKD)	2018	1.050	224,000,000	235,200,000
6902	103381 00793	MINIBUS	TOYOTA	SIENTA 1.5 V CVT	2017	1.050	215,000,000	225,750,000
6903	103381 00793	MINIBUS	TOYOTA	SIENTA 1.5 V CVT	2016	1.050	206,000,000	216,300,000
6904	103381 00794	MINIBUS	TOYOTA	SIENTA 1.5 V CVT (NSP170R-MWYQKD)	2019	1.050	219,000,000	229,950,000
6905	103381 00794	MINIBUS	TOYOTA	SIENTA 1.5 V CVT (NSP170R-MWYQKD)	2018	1.050	209,000,000	219,450,000
6906	103381 00795	MINIBUS	TOYOTA	SIENTA 1.5 V M/T	2018	1.050	210,000,000	220,500,000
6907	103381 00795	MINIBUS	TOYOTA	SIENTA 1.5 V M/T	2017	1.050	200,000,000	210,000,000
6908	103381 00795	MINIBUS	TOYOTA	SIENTA 1.5 V M/T	2016	1.050	190,000,000	199,500,000
6909	103381 00796	MINIBUS	TOYOTA	SIENTA 1.5 V M/T (NSP170R-MWFQKD)	2019	1.050	205,000,000	215,250,000
6910	103381 00796	MINIBUS	TOYOTA	SIENTA 1.5 V M/T (NSP170R-MWFQKD)	2018	1.050	195,000,000	204,750,000
6911	103381 00798	MINIBUS	TOYOTA	SPACIO 1.5L AT	2005	1.050	127,000,000	133,350,000
6912	103381 00797	MINIBUS	TOYOTA	SPACIO / 1.600cc	2003	1.050	164,000,000	172,200,000
6913	103381 00797	MINIBUS	TOYOTA	SPACIO / 1.600cc	2002	1.050	155,000,000	162,750,000
6914	103381 00799	MINIBUS	TOYOTA	SPACIO 1.8 L	2003	1.050	185,000,000	194,250,000
6915	103381 00800	MINIBUS	TOYOTA	SUCCED 1.5 AT	2005	1.050	125,000,000	131,250,000
6916	103381 00800	MINIBUS	TOYOTA	SUCCED 1.5 AT	2004	1.050	120,000,000	126,000,000
6917	103381 00800	MINIBUS	TOYOTA	SUCCED 1.5 AT	2003	1.050	114,000,000	119,700,000
6918	103381 00801	MINIBUS	TOYOTA	TORAGO AT	2000	1.050	142,000,000	149,100,000
6919	103381 00802	MINIBUS	TOYOTA	UF 81 SUPER	2002	1.050	102,000,000	107,100,000
6920	103381 00802	MINIBUS	TOYOTA	UF 81 SUPER	2001	1.050	97,000,000	101,850,000
6921	103381 00802	MINIBUS	TOYOTA	UF 81 SUPER	2000	1.050	92,000,000	96,600,000
6922	103381 00803	MINIBUS	TOYOTA	UNSER 1.8 LGX	2002	1.050	103,000,000	108,150,000
6923	103381 00803	MINIBUS	TOYOTA	UNSER 1.8 LGX	2001	1.050	98,000,000	102,900,000
6924	103381 00804	MINIBUS	TOYOTA	UNSER 2.0 KRISTA	2001	1.050	98,000,000	102,900,000
6925	103381 00805	MINIBUS	TOYOTA	UNSER 2.0 KRISTA DIESEL	2001	1.050	109,000,000	114,450,000
6926	103381 00806	MINIBUS	TOYOTA	UNSER LGX DIESEL	2001	1.050	102,000,000	107,100,000

NO	KODING	JENIS	MEREK	TIPE	TH BUAT	BOBOT	NJKB	DP PKB
1	2	3	4	5	6	7	8	9
6927	103381 00807	MINIBUS	TOYOTA	VELLFIRE 2.4 2WD A/T	2008	1.050	534,000,000	560,700,000
6928	103381 00808	MINIBUS	TOYOTA	VELLFIRE 2.4 A/T	2012	1.050	678,000,000	711,900,000
6929	103381 00808	MINIBUS	TOYOTA	VELLFIRE 2.4 A/T	2011	1.050	646,000,000	678,300,000
6930	103381 00808	MINIBUS	TOYOTA	VELLFIRE 2.4 A/T	2010	1.050	592,000,000	621,600,000
6931	103381 00808	MINIBUS	TOYOTA	VELLFIRE 2.4 A/T	2009	1.050	563,000,000	591,150,000
6932	103381 00808	MINIBUS	TOYOTA	VELLFIRE 2.4 A/T	2008	1.050	529,000,000	555,450,000
6933	103381 00809	MINIBUS	TOYOTA	VELLFIRE 2.4S A/T	2015	1.050	785,000,000	824,250,000
6934	103381 00810	MINIBUS	TOYOTA	VELLFIRE 2.4V A/T	2015	1.050	721,000,000	757,050,000
6935	103381 00810	MINIBUS	TOYOTA	VELLFIRE 2.4V A/T	2014	1.050	687,000,000	721,350,000
6936	103381 00810	MINIBUS	TOYOTA	VELLFIRE 2.4V A/T	2013	1.050	656,000,000	688,800,000
6937	103381 00810	MINIBUS	TOYOTA	VELLFIRE 2.4V A/T	2012	1.050	654,000,000	686,700,000
6938	103381 00810	MINIBUS	TOYOTA	VELLFIRE 2.4V A/T	2011	1.050	646,000,000	678,300,000
6939	103381 00810	MINIBUS	TOYOTA	VELLFIRE 2.4V A/T	2010	1.050	640,000,000	672,000,000
6940	103381 00810	MINIBUS	TOYOTA	VELLFIRE 2.4V A/T	2009	1.050	564,000,000	592,200,000
6941	103381 00810	MINIBUS	TOYOTA	VELLFIRE 2.4V A/T	2008	1.050	514,000,000	539,700,000
6942	103381 00811	MINIBUS	TOYOTA	VELLFIRE 2.5G A/T	2019	1.050	859,000,000	901,950,000
6943	103381 00811	MINIBUS	TOYOTA	VELLFIRE 2.5G A/T	2018	1.050	817,000,000	857,850,000
6944	103381 00811	MINIBUS	TOYOTA	VELLFIRE 2.5G A/T	2017	1.050	777,000,000	815,850,000
6945	103381 00811	MINIBUS	TOYOTA	VELLFIRE 2.5G A/T	2016	1.050	739,000,000	775,950,000
6946	103381 00811	MINIBUS	TOYOTA	VELLFIRE 2.5G A/T	2015	1.050	703,000,000	738,150,000
6947	103381 00812	MINIBUS	TOYOTA	VELLFIRE 3.5 A/T	2015	1.050	925,000,000	971,250,000
6948	103381 00812	MINIBUS	TOYOTA	VELLFIRE 3.5 A/T	2014	1.050	881,000,000	925,050,000
6949	103381 00812	MINIBUS	TOYOTA	VELLFIRE 3.5 A/T	2013	1.050	838,000,000	879,900,000
6950	103381 00813	MINIBUS	TOYOTA	VELLFIRE V 2.5L 2WD AT	2015	1.050	706,000,000	741,300,000
6951	103381 00814	MINIBUS	TOYOTA	VELLFIRE X 2.4 A/T	2015	1.050	598,000,000	627,900,000
6952	103381 00814	MINIBUS	TOYOTA	VELLFIRE X 2.4 A/T	2014	1.050	569,000,000	597,450,000
6953	103381 00814	MINIBUS	TOYOTA	VELLFIRE X 2.4 A/T	2013	1.050	541,000,000	568,050,000
6954	103381 00814	MINIBUS	TOYOTA	VELLFIRE X 2.4 A/T	2012	1.050	539,000,000	565,950,000
6955	103381 00814	MINIBUS	TOYOTA	VELLFIRE X 2.4 A/T	2011	1.050	508,000,000	533,400,000
6956	103381 00815	MINIBUS	TOYOTA	VELLFIRE X 2.5L 2WD AT	2015	1.050	556,000,000	583,800,000
6957	103381 00816	MINIBUS	TOYOTA	VELLFIRE Z 2.4 A/T	2012	1.050	600,000,000	630,000,000
6958	103381 00816	MINIBUS	TOYOTA	VELLFIRE Z 2.4 A/T	2011	1.050	552,000,000	579,600,000
6959	103381 00817	MINIBUS	TOYOTA	VELLFIRE Z 2.5L 2WD AT	2015	1.050	529,000,000	555,450,000
6960	103381 00819	MINIBUS	TOYOTA	VELLFIRE ZA 2.5L 2 WD A/T	2015	1.050	539,000,000	565,950,000
6961	103381 00820	MINIBUS	TOYOTA	VELLFIRE ZG 2.4 A/T	2014	1.050	561,000,000	589,050,000
6962	103381 00820	MINIBUS	TOYOTA	VELLFIRE ZG 2.4 A/T	2013	1.050	539,000,000	565,950,000
6963	103381 01092	MINIBUS	TOYOTA	VELLFIRE ZG 2.5 A/T	2019	1.050	882,000,000	926,100,000
6964	103381 00821	MINIBUS	TOYOTA	VELLFIRE ZG 2.5L 2WD AT	2015	1.050	617,000,000	647,850,000
6965	103381 00818	MINIBUS	TOYOTA	VELLFIRE Z.G S 2.4 AT	2015	1.050	574,000,000	602,700,000
6966	103381 00818	MINIBUS	TOYOTA	VELLFIRE Z.G S 2.4 AT	2014	1.050	547,000,000	574,350,000
6967	103381 00822	MINIBUS	TOYOTA	VENTURY 2.7 AUTOMATIC	2007	1.050	328,000,000	344,400,000
6968	103381 00822	MINIBUS	TOYOTA	VENTURY 2.7 AUTOMATIC	2006	1.050	295,000,000	309,750,000
6969	103381 00823	MINIBUS	TOYOTA	VITZ 1.3L AT	2005	1.050	119,000,000	124,950,000
6970	103381 00824	MINIBUS	TOYOTA	VITZ 1.5 AT	2007	1.050	148,000,000	155,400,000
6971	103381 00824	MINIBUS	TOYOTA	VITZ 1.5 AT	2006	1.050	137,000,000	143,850,000
6972	103381 00824	MINIBUS	TOYOTA	VITZ 1.5 AT	2005	1.050	123,000,000	129,150,000
6973	103381 00825	MINIBUS	TOYOTA	VOLTZ 1800cc AT (4x2) / 122	2003	1.050	157,000,000	164,850,000
6974	103381 00827	MINIBUS	TOYOTA	VOXY 2.0 A/T (ZRR80R-BPXSP)	2019	1.050	361,000,000	379,050,000
6975	103381 00827	MINIBUS	TOYOTA	VOXY 2.0 A/T (ZRR80R-BPXSP)	2018	1.050	343,000,000	360,150,000
6976	103381 00827	MINIBUS	TOYOTA	VOXY 2.0 A/T (ZRR80R-BPXSP)	2017	1.050	326,000,000	342,300,000
6977	103381 00826	MINIBUS	TOYOTA	VOXY 2 OL AT	2004	1.050	150,000,000	157,500,000
6978	103381 00826	MINIBUS	TOYOTA	VOXY 2 OL AT	2003	1.050	142,000,000	149,100,000
6979	103381 00828	MINIBUS	TOYOTA	VOXY AT	2005	1.050	202,000,000	212,100,000
6980	103381 00828	MINIBUS	TOYOTA	VOXY AT	2004	1.050	150,000,000	157,500,000
6981	103381 00829	MINIBUS	TOYOTA	WILL 1.5 (4x2)	2004	1.050	145,000,000	152,250,000
6982	103381 00829	MINIBUS	TOYOTA	WILL 1.5 (4x2)	2003	1.050	130,000,000	136,500,000
6983	103381 00830	MINIBUS	TOYOTA	WILL 1.5 AT	2005	1.050	157,000,000	164,850,000
6984	103381 00831	MINIBUS	TOYOTA	WILL CYP A 1.3 L AT	2003	1.050	99,000,000	103,950,000
6985	103381 00832	MINIBUS	TOYOTA	WISH 1.8 A/T	2011	1.050	377,000,000	395,850,000
6986	103381 00832	MINIBUS	TOYOTA	WISH 1.8 A/T	2010	1.050	369,000,000	387,450,000
6987	103381 00832	MINIBUS	TOYOTA	WISH 1.8 A/T	2009	1.050	221,000,000	232,050,000
6988	103381 00832	MINIBUS	TOYOTA	WISH 1.8 A/T	2008	1.050	211,000,000	221,550,000
6989	103381 00832	MINIBUS	TOYOTA	WISH 1.8 A/T	2007	1.050	198,000,000	207,900,000
6990	103381 00832	MINIBUS	TOYOTA	WISH 1.8 A/T	2006	1.050	184,000,000	193,200,000
6991	103381 00832	MINIBUS	TOYOTA	WISH 1.8 A/T	2005	1.050	175,000,000	183,750,000
6992	103381 00832	MINIBUS	TOYOTA	WISH 1.8 A/T	2004	1.050	167,000,000	175,350,000
6993	103381 00833	MINIBUS	TOYOTA	WISH 1.8 G AT	2006	1.050	186,000,000	195,300,000
6994	103381 00833	MINIBUS	TOYOTA	WISH 1.8 G AT	2005	1.050	176,000,000	184,800,000
6995	103381 00833	MINIBUS	TOYOTA	WISH 1.8 G AT	2004	1.050	165,000,000	173,250,000
6996	103381 00833	MINIBUS	TOYOTA	WISH 1.8 G AT	2003	1.050	151,000,000	158,550,000
6997	103381 00834	MINIBUS	TOYOTA	WISH 1.8 XS AT	2005	1.050	208,000,000	218,400,000
6998	103381 00835	MINIBUS	TOYOTA	WISH 2.0L A/T	2007	1.050	221,000,000	232,050,000
6999	103381 00835	MINIBUS	TOYOTA	WISH 2.0L A/T	2006	1.050	215,000,000	225,750,000
7000	103381 00836	MINIBUS	TOYOTA	WISH 2.0L G A/T	2007	1.050	220,000,000	231,000,000
7001	103381 00836	MINIBUS	TOYOTA	WISH 2.0L G A/T	2006	1.050	213,000,000	223,650,000
7002	103381 00836	MINIBUS	TOYOTA	WISH 2.0L G A/T	2005	1.050	202,000,000	212,100,000
7003	103381 00836	MINIBUS	TOYOTA	WISH 2.0L G A/T	2004	1.050	193,000,000	202,650,000
7004	103381 00837	MINIBUS	TOYOTA	WISH G 2.0L AT	2006	1.050	226,000,000	237,300,000
7005	103381 00837	MINIBUS	TOYOTA	WISH G 2.0L AT	2005	1.050	217,000,000	227,850,000
7006	103381 00838	MINIBUS	TOYOTA	WISH Z 2.0L AT	2005	1.050	256,000,000	268,800,000
7007	103381 00838	MINIBUS	TOYOTA	WISH Z 2.0L AT	2004	1.050	223,000,000	234,150,000
7008	103381 00841	MINIBUS	TOYOTA	YARIS 1.5 E A/T	2016	1.050	172,000,000	180,600,000
7009	103381 00841	MINIBUS	TOYOTA	YARIS 1.5 E A/T	2015	1.050	167,000,000	175,350,000
7010	103381 00841	MINIBUS	TOYOTA	YARIS 1.5 E A/T	2014	1.050	159,000,000	166,950,000
7011	103381 00841	MINIBUS	TOYOTA	YARIS 1.5 E A/T	2013	1.050	151,000,000	158,550,000
7012	103381 00840	MINIBUS	TOYOTA	YARIS 1.5 E AUTOMATIC (NCP91R-AHPRKD 00)	2015	1.050	173,000,000	181,650,000
7013	103381 00840	MINIBUS	TOYOTA	YARIS 1.5 E AUTOMATIC (NCP91R-AHPRKD 00)	2014	1.050	166,000,000	174,300,000
7014	103381 00840	MINIBUS	TOYOTA	YARIS 1.5 E AUTOMATIC (NCP91R-AHPRKD 00)	2013	1.050	161,000,000	169,050,000
7015	103381 00840	MINIBUS	TOYOTA	YARIS 1.5 E AUTOMATIC (NCP91R-AHPRKD 00)	2012	1.050	155,000,000	162,750,000
7016	103381 00840	MINIBUS	TOYOTA	YARIS 1.5 E AUTOMATIC (NCP91R-AHPRKD 00)	2011	1.050	153,000,000	160,650,000

NO	KODING	JENIS	MERЕК	TIPE	TH BUAT	BOBOT	NJKB	DP PKB
1	2	3	4	5	6	7	8	9
7017	103381 00840	MINIBUS	TOYOTA	YARIS 1.5 E AUTOMATIC (NCP91R-AHPRKD 00)	2010	1.050	148,000,000	155,400,000
7018	103381 00840	MINIBUS	TOYOTA	YARIS 1.5 E AUTOMATIC (NCP91R-AHPRKD 00)	2009	1.050	131,000,000	137,550,000
7019	103381 00840	MINIBUS	TOYOTA	YARIS 1.5 E AUTOMATIC (NCP91R-AHPRKD 00)	2008	1.050	119,000,000	124,950,000
7020	103381 00840	MINIBUS	TOYOTA	YARIS 1.5 E AUTOMATIC (NCP91R-AHPRKD 00)	2007	1.050	112,000,000	117,600,000
7021	103381 00840	MINIBUS	TOYOTA	YARIS 1.5 E AUTOMATIC (NCP91R-AHPRKD 00)	2006	1.050	110,000,000	115,500,000
7022	103381 00840	MINIBUS	TOYOTA	YARIS 1.5 E AUTOMATIC (NCP91R-AHPRKD 00)	2005	1.050	104,000,000	109,200,000
7023	103381 00842	MINIBUS	TOYOTA	YARIS 1.5 E CVT	2017	1.050	187,000,000	196,350,000
7024	103381 00842	MINIBUS	TOYOTA	YARIS 1.5 E CVT	2016	1.050	178,000,000	186,900,000
7025	103381 00843	MINIBUS	TOYOTA	YARIS 1.5 E CVT (NSP151R-CHXRKD)	2019	1.050	194,000,000	203,700,000
7026	103381 00843	MINIBUS	TOYOTA	YARIS 1.5 E CVT (NSP151R-CHXRKD)	2018	1.050	185,000,000	194,250,000
7027	103381 00845	MINIBUS	TOYOTA	YARIS 1.5 E MT	2018	1.050	187,000,000	196,350,000
7028	103381 00845	MINIBUS	TOYOTA	YARIS 1.5 E MT	2017	1.050	178,000,000	186,900,000
7029	103381 00845	MINIBUS	TOYOTA	YARIS 1.5 E MT	2016	1.050	169,000,000	177,450,000
7030	103381 00845	MINIBUS	TOYOTA	YARIS 1.5 E MT	2015	1.050	161,000,000	169,050,000
7031	103381 00845	MINIBUS	TOYOTA	YARIS 1.5 E MT	2014	1.050	156,000,000	163,800,000
7032	103381 00845	MINIBUS	TOYOTA	YARIS 1.5 E MT	2013	1.050	148,000,000	155,400,000
7033	103381 00845	MINIBUS	TOYOTA	YARIS 1.5 E MT	2012	1.050	141,000,000	148,050,000
7034	103381 00845	MINIBUS	TOYOTA	YARIS 1.5 E MT	2011	1.050	134,000,000	140,700,000
7035	103381 00845	MINIBUS	TOYOTA	YARIS 1.5 E MT	2010	1.050	127,000,000	133,350,000
7036	103381 00845	MINIBUS	TOYOTA	YARIS 1.5 E MT	2009	1.050	121,000,000	127,050,000
7037	103381 00845	MINIBUS	TOYOTA	YARIS 1.5 E MT	2008	1.050	115,000,000	120,750,000
7038	103381 00845	MINIBUS	TOYOTA	YARIS 1.5 E MT	2007	1.050	109,000,000	114,450,000
7039	103381 00844	MINIBUS	TOYOTA	YARIS 1.5 E M/T (NSP151R-CHMRKD)	2019	1.050	184,000,000	193,200,000
7040	103381 00844	MINIBUS	TOYOTA	YARIS 1.5 E M/T (NSP151R-CHMRKD)	2018	1.050	175,000,000	183,750,000
7041	103381 00839	MINIBUS	TOYOTA	YARIS 1.5 E (NCP91R-AHMRKD 00)	2015	1.050	164,000,000	172,200,000
7042	103381 00839	MINIBUS	TOYOTA	YARIS 1.5 E (NCP91R-AHMRKD 00)	2014	1.050	156,000,000	163,800,000
7043	103381 00839	MINIBUS	TOYOTA	YARIS 1.5 E (NCP91R-AHMRKD 00)	2013	1.050	153,000,000	160,650,000
7044	103381 00839	MINIBUS	TOYOTA	YARIS 1.5 E (NCP91R-AHMRKD 00)	2012	1.050	147,000,000	154,350,000
7045	103381 00839	MINIBUS	TOYOTA	YARIS 1.5 E (NCP91R-AHMRKD 00)	2011	1.050	145,000,000	152,250,000
7046	103381 00839	MINIBUS	TOYOTA	YARIS 1.5 E (NCP91R-AHMRKD 00)	2010	1.050	140,000,000	147,000,000
7047	103381 00839	MINIBUS	TOYOTA	YARIS 1.5 E (NCP91R-AHMRKD 00)	2009	1.050	123,000,000	129,150,000
7048	103381 00839	MINIBUS	TOYOTA	YARIS 1.5 E (NCP91R-AHMRKD 00)	2008	1.050	111,000,000	116,550,000
7049	103381 00839	MINIBUS	TOYOTA	YARIS 1.5 E (NCP91R-AHMRKD 00)	2007	1.050	103,000,000	108,150,000
7050	103381 00839	MINIBUS	TOYOTA	YARIS 1.5 E (NCP91R-AHMRKD 00)	2006	1.050	101,000,000	106,050,000
7051	103381 00839	MINIBUS	TOYOTA	YARIS 1.5 E (NCP91R-AHMRKD 00)	2005	1.050	98,000,000	102,900,000
7052	103381 00846	MINIBUS	TOYOTA	YARIS 1.5 G AT	2016	1.050	179,000,000	187,950,000
7053	103381 00846	MINIBUS	TOYOTA	YARIS 1.5 G AT	2015	1.050	175,000,000	183,750,000
7054	103381 00846	MINIBUS	TOYOTA	YARIS 1.5 G AT	2014	1.050	169,000,000	177,450,000
7055	103381 00846	MINIBUS	TOYOTA	YARIS 1.5 G AT	2013	1.050	161,000,000	169,050,000
7056	103381 00847	MINIBUS	TOYOTA	YARIS 1.5 G CVT	2018	1.050	203,000,000	213,150,000
7057	103381 00847	MINIBUS	TOYOTA	YARIS 1.5 G CVT	2017	1.050	193,000,000	202,650,000
7058	103381 00847	MINIBUS	TOYOTA	YARIS 1.5 G CVT	2016	1.050	183,000,000	192,150,000
7059	103381 00848	MINIBUS	TOYOTA	YARIS 1.5 G CVT (NSP151R-CHXGKD)	2019	1.050	200,000,000	210,000,000
7060	103381 00848	MINIBUS	TOYOTA	YARIS 1.5 G CVT (NSP151R-CHXGKD)	2018	1.050	190,000,000	199,500,000
7061	103381 00850	MINIBUS	TOYOTA	YARIS 1.5 G MT	2018	1.050	194,000,000	203,700,000
7062	103381 00850	MINIBUS	TOYOTA	YARIS 1.5 G MT	2017	1.050	185,000,000	194,250,000
7063	103381 00850	MINIBUS	TOYOTA	YARIS 1.5 G MT	2016	1.050	176,000,000	184,800,000
7064	103381 00850	MINIBUS	TOYOTA	YARIS 1.5 G MT	2015	1.050	168,000,000	176,400,000
7065	103381 00850	MINIBUS	TOYOTA	YARIS 1.5 G MT	2014	1.050	162,000,000	170,100,000
7066	103381 00850	MINIBUS	TOYOTA	YARIS 1.5 G MT	2013	1.050	154,000,000	161,700,000
7067	103381 00849	MINIBUS	TOYOTA	YARIS 1.5 G M/T (NSP151R-CHMGKD)	2019	1.050	191,000,000	200,550,000
7068	103381 00849	MINIBUS	TOYOTA	YARIS 1.5 G M/T (NSP151R-CHMGKD)	2018	1.050	182,000,000	191,100,000
7069	103381 00858	MINIBUS	TOYOTA	YARIS 1.5J A/T	2015	1.050	164,850,000	173,092,500
7070	103381 00858	MINIBUS	TOYOTA	YARIS 1.5J A/T	2014	1.050	157,000,000	164,850,000
7071	103381 00858	MINIBUS	TOYOTA	YARIS 1.5J A/T	2013	1.050	155,000,000	162,750,000
7072	103381 00858	MINIBUS	TOYOTA	YARIS 1.5J A/T	2012	1.050	150,000,000	157,500,000
7073	103381 00858	MINIBUS	TOYOTA	YARIS 1.5J A/T	2011	1.050	147,000,000	154,350,000
7074	103381 00858	MINIBUS	TOYOTA	YARIS 1.5J A/T	2010	1.050	144,000,000	151,200,000
7075	103381 00858	MINIBUS	TOYOTA	YARIS 1.5J A/T	2009	1.050	127,000,000	133,350,000
7076	103381 00858	MINIBUS	TOYOTA	YARIS 1.5J A/T	2008	1.050	115,000,000	120,750,000
7077	103381 00858	MINIBUS	TOYOTA	YARIS 1.5J A/T	2007	1.050	107,000,000	112,350,000
7078	103381 00859	MINIBUS	TOYOTA	YARIS 1.5J M/T	2015	1.050	157,000,000	164,850,000
7079	103381 00859	MINIBUS	TOYOTA	YARIS 1.5J M/T	2014	1.050	149,000,000	156,450,000
7080	103381 00859	MINIBUS	TOYOTA	YARIS 1.5J M/T	2013	1.050	147,000,000	154,350,000
7081	103381 00859	MINIBUS	TOYOTA	YARIS 1.5J M/T	2012	1.050	142,000,000	149,100,000
7082	103381 00859	MINIBUS	TOYOTA	YARIS 1.5J M/T	2011	1.050	139,000,000	145,950,000
7083	103381 00859	MINIBUS	TOYOTA	YARIS 1.5J M/T	2010	1.050	136,000,000	142,800,000
7084	103381 00859	MINIBUS	TOYOTA	YARIS 1.5J M/T	2009	1.050	120,000,000	126,000,000
7085	103381 00859	MINIBUS	TOYOTA	YARIS 1.5J M/T	2008	1.050	107,000,000	112,350,000
7086	103381 00859	MINIBUS	TOYOTA	YARIS 1.5J M/T	2007	1.050	99,000,000	103,950,000
7087	103381 00851	MINIBUS	TOYOTA	YARIS 1.5 S AT	2016	1.050	194,000,000	203,700,000
7088	103381 00851	MINIBUS	TOYOTA	YARIS 1.5 S AT	2015	1.050	182,000,000	191,100,000
7089	103381 00851	MINIBUS	TOYOTA	YARIS 1.5 S AT	2014	1.050	173,000,000	181,650,000
7090	103381 00851	MINIBUS	TOYOTA	YARIS 1.5 S AT	2013	1.050	164,000,000	172,200,000
7091	103381 00852	MINIBUS	TOYOTA	YARIS 1.5 S AUTOMATIC (NCP91R-AHPVKD 00)	2015	1.050	190,000,000	199,500,000
7092	103381 00852	MINIBUS	TOYOTA	YARIS 1.5 S AUTOMATIC (NCP91R-AHPVKD 00)	2014	1.050	181,000,000	190,050,000
7093	103381 00852	MINIBUS	TOYOTA	YARIS 1.5 S AUTOMATIC (NCP91R-AHPVKD 00)	2013	1.050	172,000,000	180,600,000
7094	103381 00852	MINIBUS	TOYOTA	YARIS 1.5 S AUTOMATIC (NCP91R-AHPVKD 00)	2012	1.050	166,000,000	174,300,000
7095	103381 00852	MINIBUS	TOYOTA	YARIS 1.5 S AUTOMATIC (NCP91R-AHPVKD 00)	2011	1.050	161,000,000	169,050,000
7096	103381 00852	MINIBUS	TOYOTA	YARIS 1.5 S AUTOMATIC (NCP91R-AHPVKD 00)	2010	1.050	158,000,000	165,900,000
7097	103381 00852	MINIBUS	TOYOTA	YARIS 1.5 S AUTOMATIC (NCP91R-AHPVKD 00)	2009	1.050	140,000,000	147,000,000
7098	103381 00852	MINIBUS	TOYOTA	YARIS 1.5 S AUTOMATIC (NCP91R-AHPVKD 00)	2008	1.050	131,000,000	137,550,000
7099	103381 00852	MINIBUS	TOYOTA	YARIS 1.5 S AUTOMATIC (NCP91R-AHPVKD 00)	2007	1.050	116,000,000	121,800,000
7100	103381 00852	MINIBUS	TOYOTA	YARIS 1.5 S AUTOMATIC (NCP91R-AHPVKD 00)	2006	1.050	114,000,000	119,700,000
7101	103381 00852	MINIBUS	TOYOTA	YARIS 1.5 S AUTOMATIC (NCP91R-AHPVKD 00)	2005	1.050	109,000,000	114,450,000
7102	103381 00853	MINIBUS	TOYOTA	YARIS 1.5 S CVT	2018	1.050	222,000,000	233,100,000
7103	103381 00853	MINIBUS	TOYOTA	YARIS 1.5 S CVT	2017	1.050	211,000,000	221,550,000
7104	103381 00853	MINIBUS	TOYOTA	YARIS 1.5 S CVT	2016	1.050	200,000,000	210,000,000
7105	103381 00854	MINIBUS	TOYOTA	YARIS 1.5 S CVT (NSP151R-CHXVKD)	2019	1.050	216,000,000	226,800,000
7106	103381 00854	MINIBUS	TOYOTA	YARIS 1.5 S CVT (NSP151R-CHXVKD)	2018	1.050	206,000,000	216,300,000

NO	KODING	JENIS	MEREK	TIPE	TH BUAT	BOBOT	NJKB	DP PKB
1	2	3	4	5	6	7	8	9
7107	103381 00855	MINIBUS	TOYOTA	YARIS 1.5 S LIMITED AUTOMATIC (NCP91R-	2015	1.050	194,000,000	203,700,000
7108	103381 00855	MINIBUS	TOYOTA	YARIS 1.5 S LIMITED AUTOMATIC (NCP91R-	2014	1.050	185,000,000	194,250,000
7109	103381 00855	MINIBUS	TOYOTA	YARIS 1.5 S LIMITED AUTOMATIC (NCP91R-	2013	1.050	175,000,000	183,750,000
7110	103381 00855	MINIBUS	TOYOTA	YARIS 1.5 S LIMITED AUTOMATIC (NCP91R-	2012	1.050	168,000,000	176,400,000
7111	103381 00855	MINIBUS	TOYOTA	YARIS 1.5 S LIMITED AUTOMATIC (NCP91R-	2011	1.050	165,000,000	173,250,000
7112	103381 00855	MINIBUS	TOYOTA	YARIS 1.5 S LIMITED AUTOMATIC (NCP91R-	2010	1.050	162,000,000	170,100,000
7113	103381 00855	MINIBUS	TOYOTA	YARIS 1.5 S LIMITED AUTOMATIC (NCP91R-	2009	1.050	145,000,000	152,250,000
7114	103381 00855	MINIBUS	TOYOTA	YARIS 1.5 S LIMITED AUTOMATIC (NCP91R-	2008	1.050	136,000,000	142,800,000
7115	103381 00855	MINIBUS	TOYOTA	YARIS 1.5 S LIMITED AUTOMATIC (NCP91R-	2007	1.050	118,000,000	123,900,000
7116	103381 00855	MINIBUS	TOYOTA	YARIS 1.5 S LIMITED AUTOMATIC (NCP91R-	2006	1.050	116,000,000	121,800,000
7117	103381 00855	MINIBUS	TOYOTA	YARIS 1.5 S LIMITED AUTOMATIC (NCP91R-	2005	1.050	109,000,000	114,450,000
7118	103381 00857	MINIBUS	TOYOTA	YARIS 1.5 S MT	2018	1.050	212,000,000	222,600,000
7119	103381 00857	MINIBUS	TOYOTA	YARIS 1.5 S MT	2017	1.050	202,000,000	212,100,000
7120	103381 00857	MINIBUS	TOYOTA	YARIS 1.5 S MT	2016	1.050	192,000,000	201,600,000
7121	103381 00857	MINIBUS	TOYOTA	YARIS 1.5 S MT	2015	1.050	182,000,000	191,100,000
7122	103381 00857	MINIBUS	TOYOTA	YARIS 1.5 S MT	2014	1.050	173,000,000	181,650,000
7123	103381 00857	MINIBUS	TOYOTA	YARIS 1.5 S MT	2013	1.050	164,000,000	172,200,000
7124	103381 00860	MINIBUS	TOYOTA	YARIS 1.5S M/T (NCP91R-AHMOVKD)	2015	1.050	171,000,000	179,550,000
7125	103381 00860	MINIBUS	TOYOTA	YARIS 1.5S M/T (NCP91R-AHMOVKD)	2014	1.050	163,000,000	171,150,000
7126	103381 00860	MINIBUS	TOYOTA	YARIS 1.5S M/T (NCP91R-AHMOVKD)	2013	1.050	156,000,000	163,800,000
7127	103381 00860	MINIBUS	TOYOTA	YARIS 1.5S M/T (NCP91R-AHMOVKD)	2012	1.050	155,000,000	162,750,000
7128	103381 00860	MINIBUS	TOYOTA	YARIS 1.5S M/T (NCP91R-AHMOVKD)	2011	1.050	152,000,000	159,600,000
7129	103381 00860	MINIBUS	TOYOTA	YARIS 1.5S M/T (NCP91R-AHMOVKD)	2010	1.050	149,000,000	156,450,000
7130	103381 00860	MINIBUS	TOYOTA	YARIS 1.5S M/T (NCP91R-AHMOVKD)	2009	1.050	133,000,000	139,650,000
7131	103381 00860	MINIBUS	TOYOTA	YARIS 1.5S M/T (NCP91R-AHMOVKD)	2008	1.050	121,000,000	127,050,000
7132	103381 00856	MINIBUS	TOYOTA	YARIS 1.5 S M/T (NSP151R-CHMVKD)	2019	1.050	207,000,000	217,350,000
7133	103381 00856	MINIBUS	TOYOTA	YARIS 1.5 S M/T (NSP151R-CHMVKD)	2018	1.050	197,000,000	206,850,000
7134	103400 00079	MINIBUS	VOLKSWAGEN	CARAVELLE 2500cc BUILT UP EKS KTT NON BLOCK	1994	1.050	69,000,000	72,450,000
7135	103400 00079	MINIBUS	VOLKSWAGEN	CARAVELLE 2500cc BUILT UP EKS KTT NON BLOCK	1993	1.050	63,000,000	66,150,000
7136	103400 00079	MINIBUS	VOLKSWAGEN	CARAVELLE 2500cc BUILT UP EKS KTT NON BLOCK	1992	1.050	59,000,000	61,950,000
7137	103400 00075	MINIBUS	VOLKSWAGEN	CARAVELLE 2.5 DIESEL T5	2008	1.050	720,000,000	756,000,000
7138	103400 00076	MINIBUS	VOLKSWAGEN	CARAVELLE 2.5 TDi	2007	1.050	329,000,000	345,450,000
7139	103400 00076	MINIBUS	VOLKSWAGEN	CARAVELLE 2.5 TDi	2006	1.050	313,000,000	328,650,000
7140	103400 00076	MINIBUS	VOLKSWAGEN	CARAVELLE 2.5 TDi	2005	1.050	298,000,000	312,900,000
7141	103400 00076	MINIBUS	VOLKSWAGEN	CARAVELLE 2.5 TDi	2004	1.050	284,000,000	298,200,000
7142	103400 00076	MINIBUS	VOLKSWAGEN	CARAVELLE 2.5 TDi	2003	1.050	242,000,000	254,100,000
7143	103400 00077	MINIBUS	VOLKSWAGEN	CARAVELLE 2.5 TDi LWB	2005	1.050	476,000,000	499,800,000
7144	103400 00078	MINIBUS	VOLKSWAGEN	CARAVELLE 2.5 TDi SWB	2005	1.050	476,000,000	499,800,000
7145	103400 00080	MINIBUS	VOLKSWAGEN	CARAVELLE BUILT UP EKS APEC MEETING	1994	1.050	69,000,000	72,450,000
7146	103400 00081	MINIBUS	VOLKSWAGEN	CARAVELLE GL	2004	1.050	267,000,000	280,350,000
7147	103400 00081	MINIBUS	VOLKSWAGEN	CARAVELLE GL	2003	1.050	248,000,000	260,400,000
7148	103400 00081	MINIBUS	VOLKSWAGEN	CARAVELLE GL	2002	1.050	235,000,000	246,750,000
7149	103400 00081	MINIBUS	VOLKSWAGEN	CARAVELLE GL	2001	1.050	219,000,000	229,950,000
7150	103400 00081	MINIBUS	VOLKSWAGEN	CARAVELLE GL	2000	1.050	218,000,000	228,900,000
7151	103400 00081	MINIBUS	VOLKSWAGEN	CARAVELLE GL	1999	1.050	199,000,000	208,950,000
7152	103400 00082	MINIBUS	VOLKSWAGEN	CARAVELLE T4GL	2000	1.050	218,000,000	228,900,000
7153	103400 00082	MINIBUS	VOLKSWAGEN	CARAVELLE T4GL	1999	1.050	200,000,000	210,000,000
7154	103400 00083	MINIBUS	VOLKSWAGEN	CARAVELLE T5 3.2L V6	2005	1.050	799,000,000	838,950,000
7155	103400 00084	MINIBUS	VOLKSWAGEN	CARAVELLE VR6	2004	1.050	306,000,000	321,300,000
7156	103400 00084	MINIBUS	VOLKSWAGEN	CARAVELLE VR6	2003	1.050	283,000,000	297,150,000
7157	103400 00084	MINIBUS	VOLKSWAGEN	CARAVELLE VR6	2002	1.050	275,000,000	288,750,000
7158	103400 00084	MINIBUS	VOLKSWAGEN	CARAVELLE VR6	2001	1.050	269,000,000	282,450,000
7159	103400 00084	MINIBUS	VOLKSWAGEN	CARAVELLE VR6	2000	1.050	260,000,000	273,000,000
7160	103400 00085	MINIBUS	VOLKSWAGEN	COMBI	1985	1.050	17,000,000	17,850,000
7161	103400 00085	MINIBUS	VOLKSWAGEN	COMBI	1984	1.050	16,000,000	16,800,000
7162	103400 00085	MINIBUS	VOLKSWAGEN	COMBI	1983	1.050	15,000,000	15,750,000
7163	103400 00085	MINIBUS	VOLKSWAGEN	COMBI	1982	1.050	14,000,000	14,700,000
7164	103400 00085	MINIBUS	VOLKSWAGEN	COMBI	1981	1.050	13,000,000	13,650,000
7165	103400 00085	MINIBUS	VOLKSWAGEN	COMBI	1980	1.050	12,000,000	12,600,000
7166	103400 00086	MINIBUS	VOLKSWAGEN	COMBI (EKS BRAZIL)	1985	1.050	17,000,000	17,850,000
7167	103400 00086	MINIBUS	VOLKSWAGEN	COMBI (EKS BRAZIL)	1984	1.050	16,000,000	16,800,000
7168	103400 00086	MINIBUS	VOLKSWAGEN	COMBI (EKS BRAZIL)	1983	1.050	15,000,000	15,750,000
7169	103400 00086	MINIBUS	VOLKSWAGEN	COMBI (EKS BRAZIL)	1982	1.050	14,000,000	14,700,000
7170	103400 00086	MINIBUS	VOLKSWAGEN	COMBI (EKS BRAZIL)	1981	1.050	13,000,000	13,650,000
7171	103400 00086	MINIBUS	VOLKSWAGEN	COMBI (EKS BRAZIL)	1980	1.050	12,000,000	12,600,000
7172	103400 00087	MINIBUS	VOLKSWAGEN	GARMADIA	1980	1.050	9,000,000	9,450,000
7173	103400 00088	MINIBUS	VOLKSWAGEN	MITRA	1980	1.050	9,800,000	10,290,000
7174	103400 00089	MINIBUS	VOLKSWAGEN	SCIROCCO 2.0 A/T	2010	1.050	351,000,000	368,550,000
7175	103400 00090	MINIBUS	VOLKSWAGEN	SCIROCCO R 2.0 TSI DSG A/T	2012	1.050	531,000,000	557,550,000
7176	103400 00090	MINIBUS	VOLKSWAGEN	SCIROCCO R 2.0 TSI DSG A/T	2011	1.050	520,000,000	546,000,000
7177	103400 00090	MINIBUS	VOLKSWAGEN	SCIROCCO R 2.0 TSI DSG A/T	2010	1.050	485,000,000	509,250,000
7178	103400 00091	MINIBUS	VOLKSWAGEN	TOURAN 1.4 AT	2012	1.050	351,000,000	368,550,000
7179	103400 00091	MINIBUS	VOLKSWAGEN	TOURAN 1.4 AT	2011	1.050	310,000,000	325,500,000
7180	103400 00091	MINIBUS	VOLKSWAGEN	TOURAN 1.4 AT	2010	1.050	289,000,000	303,450,000
7181	103400 00091	MINIBUS	VOLKSWAGEN	TOURAN 1.4 AT	2009	1.050	280,000,000	294,000,000
7182	103400 00092	MINIBUS	VOLKSWAGEN	TRANSPORTER SHUTTLE 1.9 Tdi MT	2010	1.050	484,000,000	508,200,000
7183	103400 00092	MINIBUS	VOLKSWAGEN	TRANSPORTER SHUTTLE 1.9 Tdi MT	2009	1.050	439,000,000	460,950,000
7184	103400 00092	MINIBUS	VOLKSWAGEN	TRANSPORTER SHUTTLE 1.9 Tdi MT	2008	1.050	374,000,000	392,700,000
7185	103400 00092	MINIBUS	VOLKSWAGEN	TRANSPORTER SHUTTLE 1.9 Tdi MT	2007	1.050	332,000,000	348,600,000
7186	103400 00092	MINIBUS	VOLKSWAGEN	TRANSPORTER SHUTTLE 1.9 Tdi MT	2006	1.050	267,000,000	280,350,000
7187	103400 00093	MINIBUS	VOLKSWAGEN	VW GOLF 1.4	2012	1.050	293,000,000	307,650,000
7188	103400 00094	MINIBUS	VOLKSWAGEN	VW TOURAN 1.4 STD (CKD)	2012	1.050	248,000,000	260,400,000
7189	103401 00066	MINIBUS	VOLVO	V60 T5	2012	1.050	412,000,000	432,600,000
7190	103401 00065	MINIBUS	VOLVO	V 70 2.4 T XC (CROSS COUNTRY)	2004	1.050	272,000,000	285,600,000
7191	103401 00065	MINIBUS	VOLVO	V 70 2.4 T XC (CROSS COUNTRY)	2003	1.050	258,000,000	270,900,000
7192	103401 00065	MINIBUS	VOLVO	V 70 2.4 T XC (CROSS COUNTRY)	2002	1.050	252,000,000	264,600,000
7193	103401 00065	MINIBUS	VOLVO	V 70 2.4 T XC (CROSS COUNTRY)	2001	1.050	239,000,000	250,950,000
7194	103401 00067	MINIBUS	VOLVO	XC60 T5	2012	1.050	577,000,000	605,850,000
7195	103410 00017	MINIBUS	WULING	ALMAZ 1.5LT LUX CVT (4X2) A/T	2019	1.050	234,000,000	245,700,000
7196	103410 00018	MINIBUS	WULING	ALMAZ 1.5CT LUX+ CVT (4X2) A/T	2019	1.050	212,000,000	222,600,000

NO	KODING	JENIS	MERЕК	TIPE	TH BUAT	BOBOT	NJKB	DP PKB
1	2	3	4	5	6	7	8	9
7197	103410 00019	MINIBUS	WULING	ALMAZ 1.5LT LUX+ SC CVT (4X2) A/T	2019	1.050	250,000,000	262,500,000
7198	103410 00020	MINIBUS	WULING	ALMAZ 1.5S+T (4X2) 6M/T	2019	1.050	197,000,000	206,850,000
7199	103410 00021	MINIBUS	WULING	ALMAZ 1.5S+T CVT (4X2) A/T	2019	1.050	206,000,000	216,300,000
7200	103410 00001	MINIBUS	WULING	CONFERO 1.2 (4X2) M/T	2018	1.050	80,000,000	84,000,000
7201	103410 00002	MINIBUS	WULING	CONFERO 1.2C (4X2) M/T	2018	1.050	90,000,000	94,500,000
7202	103410 00003	MINIBUS	WULING	CONFERO 1.5 (4X2) M/T	2019	1.050	105,000,000	110,250,000
7203	103410 00003	MINIBUS	WULING	CONFERO 1.5 (4X2) M/T	2018	1.050	100,000,000	105,000,000
7204	103410 00004	MINIBUS	WULING	CONFERO 1.5C (4X2) M/T	2018	1.050	96,000,000	100,800,000
7205	103410 00005	MINIBUS	WULING	CONFERO 1.5L (4X2) M/T	2018	1.050	107,000,000	112,350,000
7206	103410 00006	MINIBUS	WULING	CONFERO S 1.2C (4X2) M/T	2018	1.050	90,000,000	94,500,000
7207	103410 00007	MINIBUS	WULING	CONFERO S 1.5C (4X2) M/T	2019	1.050	122,000,000	128,100,000
7208	103410 00007	MINIBUS	WULING	CONFERO S 1.5C (4X2) M/T	2018	1.050	116,000,000	121,800,000
7209	103410 00007	MINIBUS	WULING	CONFERO S 1.5C (4X2) M/T	2017	1.050	111,000,000	116,550,000
7210	103410 00008	MINIBUS	WULING	CONFERO S 1.5L (4X2) M/T	2019	1.050	131,000,000	137,550,000
7211	103410 00008	MINIBUS	WULING	CONFERO S 1.5L (4X2) M/T	2018	1.050	125,000,000	131,250,000
7212	103410 00008	MINIBUS	WULING	CONFERO S 1.5L (4X2) M/T	2017	1.050	119,000,000	124,950,000
7213	103410 00024	MINIBUS	WULING	CONFERO S 1.5L AC LUX (4X2) M/T	2019	1.050	133,000,000	139,650,000
7214	103410 00009	MINIBUS	WULING	CORTEZ 1.5C (4X2) 6 M/T	2019	1.050	159,000,000	166,950,000
7215	103410 00009	MINIBUS	WULING	CORTEZ 1.5C (4X2) 6 M/T	2018	1.050	152,000,000	159,600,000
7216	103410 00025	MINIBUS	WULING	CORTEZ 1.5CT (4X2) 6 M/T	2019	1.050	175,000,000	183,750,000
7217	103410 00026	MINIBUS	WULING	CORTEZ 1.5CT LUX CVT (4X2) A/T	2019	1.050	181,000,000	190,050,000
7218	103410 00027	MINIBUS	WULING	CORTEZ 1.5LT LUX CVT (4X2) A/T	2019	1.050	205,000,000	215,250,000
7219	103410 00010	MINIBUS	WULING	CORTEZ 1.5S (4X2) 6 M/T	2019	1.050	151,000,000	158,550,000
7220	103410 00010	MINIBUS	WULING	CORTEZ 1.5S (4X2) 6 M/T	2018	1.050	144,000,000	151,200,000
7221	103410 00028	MINIBUS	WULING	CORTEZ 1.5ST (4X2) 6 M/T	2019	1.050	156,000,000	163,800,000
7222	103410 00011	MINIBUS	WULING	CORTEZ 1.8C (4X2) 6 M/T	2019	1.050	170,000,000	178,500,000
7223	103410 00011	MINIBUS	WULING	CORTEZ 1.8C (4X2) 6 M/T	2018	1.050	162,000,000	170,100,000
7224	103410 00012	MINIBUS	WULING	CORTEZ 1.8C AMT (4X2) A/T	2019	1.050	178,000,000	186,900,000
7225	103410 00012	MINIBUS	WULING	CORTEZ 1.8C AMT (4X2) A/T	2018	1.050	170,000,000	178,500,000
7226	103410 00013	MINIBUS	WULING	CORTEZ 1.8L LUX (4X2) 6 M/T	2019	1.050	194,000,000	203,700,000
7227	103410 00013	MINIBUS	WULING	CORTEZ 1.8L LUX (4X2) 6 M/T	2018	1.050	185,000,000	194,250,000
7228	103410 00014	MINIBUS	WULING	CORTEZ 1.8L LUX AMT (4X2) A/T	2019	1.050	202,000,000	212,100,000
7229	103410 00014	MINIBUS	WULING	CORTEZ 1.8L LUX AMT (4X2) A/T	2018	1.050	192,000,000	201,600,000
7230	103410 00015	MINIBUS	WULING	FORMO 1.2 STANDARD (4X2) M/T	2019	1.050	106,000,000	111,300,000
7231	103410 00015	MINIBUS	WULING	FORMO 1.2 STANDARD (4X2) M/T	2018	1.050	101,000,000	106,050,000
7232	103410 00016	MINIBUS	WULING	LZW 6330 R	2003	1.050	20,000,000	21,000,000
7233	103410 00016	MINIBUS	WULING	LZW 6330 R	2002	1.050	19,000,000	19,950,000
7234	103410 00016	MINIBUS	WULING	LZW 6330 R	2001	1.050	18,000,000	18,900,000
7235	103489 00071	MINIBUS	LEXUS	CT200h Hybrid A/T	2015	1.050	468,000,000	491,400,000
7236	103489 00071	MINIBUS	LEXUS	CT200h Hybrid A/T	2014	1.050	445,000,000	467,250,000
7237	103489 00071	MINIBUS	LEXUS	CT200h Hybrid A/T	2013	1.050	423,000,000	444,150,000
7238	103489 00071	MINIBUS	LEXUS	CT200h Hybrid A/T	2012	1.050	402,000,000	422,100,000
7239	103489 00071	MINIBUS	LEXUS	CT200h Hybrid A/T	2011	1.050	382,000,000	401,100,000
7240	103489 00072	MINIBUS	LEXUS	CTH200H STD AT	2011	1.050	353,000,000	370,650,000
7241	103491 00006	MINIBUS	MINI	CLUBMAN AT	2018	1.050	473,000,000	496,650,000
7242	103491 00006	MINIBUS	MINI	CLUBMAN AT	2017	1.050	464,000,000	487,200,000
7243	103491 00007	MINIBUS	MINI	COOPER 1.6 AT	2011	1.050	597,000,000	626,850,000
7244	103491 00007	MINIBUS	MINI	COOPER 1.6 AT	2005	1.050	254,000,000	266,700,000
7245	103491 00008	MINIBUS	MINI	COOPER 1.6 CONVERTIBLE AT	2011	1.050	563,000,000	591,150,000
7246	103491 00009	MINIBUS	MINI	COOPER 1.6 COUNTRYMAN AT	2013	1.050	658,000,000	690,900,000
7247	103491 00009	MINIBUS	MINI	COOPER 1.6 COUNTRYMAN AT	2012	1.050	627,000,000	658,350,000
7248	103491 00009	MINIBUS	MINI	COOPER 1.6 COUNTRYMAN AT	2011	1.050	597,000,000	626,850,000
7249	103491 00011	MINIBUS	MINI	COOPER 1.6L AT	2007	1.050	339,000,000	355,950,000
7250	103491 00010	MINIBUS	MINI	COOPER 1.6 MT	2005	1.050	239,000,000	250,950,000
7251	103491 00012	MINIBUS	MINI	COOPER 5 DOOR AT	2019	1.050	585,000,000	614,250,000
7252	103491 00012	MINIBUS	MINI	COOPER 5 DOOR AT	2018	1.050	556,000,000	583,800,000
7253	103491 00012	MINIBUS	MINI	COOPER 5 DOOR AT	2017	1.050	529,000,000	555,450,000
7254	103491 00013	MINIBUS	MINI	COOPER AT	2019	1.050	562,000,000	590,100,000
7255	103491 00013	MINIBUS	MINI	COOPER AT	2018	1.050	534,000,000	560,700,000
7256	103491 00013	MINIBUS	MINI	COOPER AT	2017	1.050	508,000,000	533,400,000
7257	103491 00013	MINIBUS	MINI	COOPER AT	2016	1.050	483,000,000	507,150,000
7258	103491 00013	MINIBUS	MINI	COOPER AT	2015	1.050	459,000,000	481,950,000
7259	103491 00013	MINIBUS	MINI	COOPER AT	2014	1.050	437,000,000	458,850,000
7260	103491 00013	MINIBUS	MINI	COOPER AT	2013	1.050	416,000,000	436,800,000
7261	103491 00013	MINIBUS	MINI	COOPER AT	2012	1.050	396,000,000	415,800,000
7262	103491 00013	MINIBUS	MINI	COOPER AT	2011	1.050	377,000,000	395,850,000
7263	103491 00027	MINIBUS	MINI	COOPER CLUBMAN A/T	2019	1.050	636,000,000	667,800,000
7264	103491 00014	MINIBUS	MINI	COOPER CONVERTIBLE AT	2019	1.050	632,000,000	663,600,000
7265	103491 00014	MINIBUS	MINI	COOPER CONVERTIBLE AT	2018	1.050	601,000,000	631,050,000
7266	103491 00014	MINIBUS	MINI	COOPER CONVERTIBLE AT	2017	1.050	571,000,000	599,550,000
7267	103491 00015	MINIBUS	MINI	COOPER COUNTRYMAN AT	2019	1.050	545,000,000	572,250,000
7268	103491 00015	MINIBUS	MINI	COOPER COUNTRYMAN AT	2018	1.050	518,000,000	543,900,000
7269	103491 00015	MINIBUS	MINI	COOPER COUNTRYMAN AT	2017	1.050	493,000,000	517,650,000
7270	103491 00016	MINIBUS	MINI	COOPER COUNTRYMAN F60 CKD A/T	2019	1.050	539,000,000	565,950,000
7271	103491 00016	MINIBUS	MINI	COOPER COUNTRYMAN F60 CKD A/T	2018	1.050	513,000,000	538,650,000
7272	103491 00028	MINIBUS	MINI	COOPER HATCH A/T	2019	1.050	714,000,000	749,700,000
7273	103491 00017	MINIBUS	MINI	COOPER S 1.6 AT	2007	1.050	339,000,000	355,950,000
7274	103491 00018	MINIBUS	MINI	COOPER S 5 DOOR AT	2019	1.050	741,000,000	778,050,000
7275	103491 00018	MINIBUS	MINI	COOPER S 5 DOOR AT	2018	1.050	704,000,000	739,200,000
7276	103491 00018	MINIBUS	MINI	COOPER S 5 DOOR AT	2017	1.050	669,000,000	702,450,000
7277	103491 00019	MINIBUS	MINI	COOPER S AT	2019	1.050	706,000,000	741,300,000
7278	103491 00019	MINIBUS	MINI	COOPER S AT	2018	1.050	671,000,000	704,550,000
7279	103491 00019	MINIBUS	MINI	COOPER S AT	2017	1.050	638,000,000	669,900,000
7280	103491 00020	MINIBUS	MINI	COOPER S CLUBMAN AT	2019	1.050	784,000,000	823,200,000
7281	103491 00020	MINIBUS	MINI	COOPER S CLUBMAN AT	2018	1.050	745,000,000	782,250,000
7282	103491 00020	MINIBUS	MINI	COOPER S CLUBMAN AT	2017	1.050	708,000,000	743,400,000
7283	103491 00021	MINIBUS	MINI	COOPER S CONVERTIBLE AT	2019	1.050	757,000,000	794,850,000
7284	103491 00021	MINIBUS	MINI	COOPER S CONVERTIBLE AT	2018	1.050	720,000,000	756,000,000
7285	103491 00021	MINIBUS	MINI	COOPER S CONVERTIBLE AT	2017	1.050	684,000,000	718,200,000
7286	103491 00022	MINIBUS	MINI	COOPER S COUNTRYMAN AT	2019	1.050	701,000,000	736,050,000

NO	KODING	JENIS	MERЕК	TIPE	TH BUAT	BOBOT	NJKB	DP PKB
1	2	3	4	5	6	7	8	9
7287	103491 00022	MINIBUS	MINI	COOPER S COUNTRYMAN AT	2018	1.050	666,000,000	699,300,000
7288	103491 00022	MINIBUS	MINI	COOPER S COUNTRYMAN AT	2017	1.050	633,000,000	664,650,000
7289	103491 00023	MINIBUS	MINI	COOPER S COUNTRYMAN F60 CKD A/T	2019	1.050	692,000,000	726,600,000
7290	103491 00023	MINIBUS	MINI	COOPER S COUNTRYMAN F60 CKD A/T	2018	1.050	658,000,000	690,900,000
7291	103491 00029	MINIBUS	MINI	COOPER S HATCH A/T	2019	1.050	821,000,000	862,050,000
7292	103491 00024	MINIBUS	MINI	JOHN COOPER WORKS ALL4 A/T	2019	1.050	975,000,000	1,023,750,000
7293	103491 00024	MINIBUS	MINI	JOHN COOPER WORKS ALL4 A/T	2018	1.050	927,000,000	973,350,000
7294	103491 00030	MINIBUS	MINI	JOHN COOPER WORKS ALL4 CLUBMAN A/T	2019	1.050	999,000,000	1,048,950,000
7295	103491 00025	MINIBUS	MINI	JOHN COOPER WORKS AT	2019	1.050	823,000,000	864,150,000
7296	103491 00025	MINIBUS	MINI	JOHN COOPER WORKS AT	2018	1.050	782,000,000	821,100,000
7297	103491 00025	MINIBUS	MINI	JOHN COOPER WORKS AT	2017	1.050	743,000,000	780,150,000
7298	103491 00031	MINIBUS	MINI	JOHN COOPER WORKS CONVERTIBLE A/T	2019	1.050	592,000,000	621,600,000
7299	103491 00032	MINIBUS	MINI	JOHN COOPER WORKS HATCH A/T	2019	1.050	823,000,000	864,150,000
7300	103491 00026	MINIBUS	MINI	JOHN COOPER WORKS MT	2012	1.050	611,000,000	641,550,000
7301	103491 00026	MINIBUS	MINI	JOHN COOPER WORKS MT	2011	1.050	599,000,000	628,950,000
7302	103550 00005	MINIBUS	CHERY	QQ 1.1L GE	2011	1.050	65,000,000	68,250,000
7303	103550 00005	MINIBUS	CHERY	QQ 1.1L GE	2010	1.050	62,000,000	65,100,000
7304	103550 00005	MINIBUS	CHERY	QQ 1.1L GE	2009	1.050	60,000,000	63,000,000
7305	103550 00006	MINIBUS	CHERY	QQ 1.1L GS	2011	1.050	68,000,000	71,400,000
7306	103550 00006	MINIBUS	CHERY	QQ 1.1L GS	2010	1.050	65,000,000	68,250,000
7307	103550 00006	MINIBUS	CHERY	QQ 1.1L GS	2009	1.050	63,000,000	66,150,000
7308	103550 00007	MINIBUS	CHERY	QQ 1.1L GX	2011	1.050	79,000,000	82,950,000
7309	103550 00007	MINIBUS	CHERY	QQ 1.1L GX	2010	1.050	76,000,000	79,800,000
7310	103550 00007	MINIBUS	CHERY	QQ 1.1L GX	2009	1.050	74,000,000	77,700,000
7311	103550 00008	MINIBUS	CHERY	QQ 1.1L M/T (SQR 7111 S11)	2011	1.050	73,000,000	76,650,000
7312	103550 00008	MINIBUS	CHERY	QQ 1.1L M/T (SQR 7111 S11)	2010	1.050	70,000,000	73,500,000
7313	103550 00008	MINIBUS	CHERY	QQ 1.1L M/T (SQR 7111 S11)	2009	1.050	68,000,000	71,400,000
7314	103550 00008	MINIBUS	CHERY	QQ 1.1L M/T (SQR 7111 S11)	2008	1.050	62,000,000	65,100,000
7315	103550 00009	MINIBUS	CHERY	QQ 1.1L S	2011	1.050	64,000,000	67,200,000
7316	103550 00009	MINIBUS	CHERY	QQ 1.1L S	2010	1.050	61,000,000	64,050,000
7317	103550 00009	MINIBUS	CHERY	QQ 1.1L S	2009	1.050	59,000,000	61,950,000
7318	103550 00010	MINIBUS	CHERY	QQ 1.1L SX	2011	1.050	75,000,000	78,750,000
7319	103550 00010	MINIBUS	CHERY	QQ 1.1L SX	2010	1.050	72,000,000	75,600,000
7320	103550 00010	MINIBUS	CHERY	QQ 1.1L SX	2009	1.050	70,000,000	73,500,000
7321	103550 00011	MINIBUS	CHERY	QQ 812L MT	2007	1.050	45,000,000	47,250,000
7322	103550 00012	MINIBUS	CHERY	QQ GX AT	2008	1.050	66,000,000	69,300,000
7323	103550 00012	MINIBUS	CHERY	QQ GX AT	2007	1.050	56,000,000	58,800,000
7324	103550 00013	MINIBUS	CHERY	QQ GX MT	2009	1.050	66,000,000	69,300,000
7325	103550 00013	MINIBUS	CHERY	QQ GX MT	2008	1.050	58,000,000	60,900,000
7326	103550 00013	MINIBUS	CHERY	QQ GX MT	2007	1.050	48,000,000	50,400,000
7327	103550 00013	MINIBUS	CHERY	QQ GX MT	2006	1.050	47,000,000	49,350,000
7328	103550 00014	MINIBUS	CHERY	QQ LX AT	2008	1.050	64,000,000	67,200,000
7329	103550 00014	MINIBUS	CHERY	QQ LX AT	2007	1.050	51,000,000	53,550,000
7330	103550 00015	MINIBUS	CHERY	QQ LX MT	2009	1.050	64,000,000	67,200,000
7331	103550 00015	MINIBUS	CHERY	QQ LX MT	2008	1.050	56,000,000	58,800,000
7332	103550 00015	MINIBUS	CHERY	QQ LX MT	2007	1.050	43,000,000	45,150,000
7333	103550 00015	MINIBUS	CHERY	QQ LX MT	2006	1.050	41,000,000	43,050,000
7334	103550 00004	MINIBUS	CHERY	QQ MT	2007	1.050	40,000,000	42,000,000
7335	103550 00016	MINIBUS	CHERY	QQ SX AT	2008	1.050	62,000,000	65,100,000
7336	103550 00016	MINIBUS	CHERY	QQ SX AT	2007	1.050	48,000,000	50,400,000
7337	103550 00017	MINIBUS	CHERY	QQ SX MT	2009	1.050	62,000,000	65,100,000
7338	103550 00017	MINIBUS	CHERY	QQ SX MT	2008	1.050	54,000,000	56,700,000
7339	103550 00017	MINIBUS	CHERY	QQ SX MT	2007	1.050	39,000,000	40,950,000
7340	103550 00017	MINIBUS	CHERY	QQ SX MT	2006	1.050	38,000,000	39,900,000
7341	103550 00018	MINIBUS	CHERY	TIGGO 2.0L GX A/T (SQR 7206)	2008	1.050	114,000,000	119,700,000
7342	103550 00018	MINIBUS	CHERY	TIGGO 2.0L GX A/T (SQR 7206)	2007	1.050	108,000,000	113,400,000
7343	103550 00019	MINIBUS	CHERY	TIGGO 2.0L GX M/T (SQR 7206)	2012	1.050	146,000,000	153,300,000
7344	103550 00019	MINIBUS	CHERY	TIGGO 2.0L GX M/T (SQR 7206)	2011	1.050	144,000,000	151,200,000
7345	103550 00019	MINIBUS	CHERY	TIGGO 2.0L GX M/T (SQR 7206)	2010	1.050	138,000,000	144,900,000
7346	103550 00019	MINIBUS	CHERY	TIGGO 2.0L GX M/T (SQR 7206)	2009	1.050	128,000,000	134,400,000
7347	103550 00019	MINIBUS	CHERY	TIGGO 2.0L GX M/T (SQR 7206)	2008	1.050	105,000,000	110,250,000
7348	103550 00019	MINIBUS	CHERY	TIGGO 2.0L GX M/T (SQR 7206)	2007	1.050	98,000,000	102,900,000
7349	103550 00020	MINIBUS	CHERY	TIGGO 2.0L M/T (SQR 7206)	2012	1.050	142,000,000	149,100,000
7350	103550 00020	MINIBUS	CHERY	TIGGO 2.0L M/T (SQR 7206)	2011	1.050	140,000,000	147,000,000
7351	103550 00020	MINIBUS	CHERY	TIGGO 2.0L M/T (SQR 7206)	2010	1.050	134,000,000	140,700,000
7352	103550 00020	MINIBUS	CHERY	TIGGO 2.0L M/T (SQR 7206)	2009	1.050	124,000,000	130,200,000
7353	103550 00020	MINIBUS	CHERY	TIGGO 2.0L M/T (SQR 7206)	2008	1.050	98,000,000	102,900,000
7354	103550 00020	MINIBUS	CHERY	TIGGO 2.0L M/T (SQR 7206)	2007	1.050	92,000,000	96,600,000
7355	103550 00021	MINIBUS	CHERY	TIGGO 2.0L SX M/T	2011	1.050	138,000,000	144,900,000
7356	103550 00021	MINIBUS	CHERY	TIGGO 2.0L SX M/T	2010	1.050	128,000,000	134,400,000
7357	103550 00021	MINIBUS	CHERY	TIGGO 2.0L SX M/T	2009	1.050	120,000,000	126,000,000
7358	103550 00021	MINIBUS	CHERY	TIGGO 2.0L SX M/T	2008	1.050	85,000,000	89,250,000
7359	103550 00021	MINIBUS	CHERY	TIGGO 2.0L SX M/T	2007	1.050	80,000,000	84,000,000
7360	103550 00022	MINIBUS	CHERY	TIGGO SUV 1.6 LUX MT	2009	1.050	104,000,000	109,200,000
7361	103621 00001	MINIBUS	GREAT WALL	HOVER 2.4 M/T	2008	1.050	77,000,000	80,850,000
7362	103621 00001	MINIBUS	GREAT WALL	HOVER 2.4 M/T	2007	1.050	67,000,000	70,350,000
7363	103631 00001	MINIBUS	FOTON	BJ6536B1DDA-3	2011	1.050	164,000,000	172,200,000
7364	103631 00001	MINIBUS	FOTON	BJ6536B1DDA-3	2010	1.050	156,000,000	163,800,000
7365	103631 00001	MINIBUS	FOTON	BJ6536B1DDA-3	2009	1.050	142,000,000	149,100,000
7366	103639 00001	MINIBUS	MMC	LO 49 G	1996	1.050	78,000,000	81,900,000
7367	103645 00001	MINIBUS	AUTOGAS	BESTEL WAGON 2x4 M/T	2015	1.050	43,000,000	45,150,000
7368	103645 00001	MINIBUS	AUTOGAS	BESTEL WAGON 2x4 M/T	2014	1.050	41,000,000	43,050,000
7369	103645 00001	MINIBUS	AUTOGAS	BESTEL WAGON 2x4 M/T	2013	1.050	38,000,000	39,900,000
7370	103645 00002	MINIBUS	AUTOGAS	TAWON	2011	1.050	29,000,000	30,450,000
7371	103651 00003	MINIBUS	ESEMKA	GARUDA 1 2.0 M/T	2019	1.050	209,000,000	219,450,000
7372	103654 00001	MINIBUS	ZNA	SUCCE COMMERCIAL	2015	1.050	156,000,000	163,800,000
7373	103654 00001	MINIBUS	ZNA	SUCCE COMMERCIAL	2014	1.050	149,000,000	156,450,000
7374	103654 00001	MINIBUS	ZNA	SUCCE COMMERCIAL	2013	1.050	143,000,000	150,150,000
7375	103654 00002	MINIBUS	ZNA	SUCCE LUXURY	2015	1.050	161,000,000	169,050,000
7376	103654 00002	MINIBUS	ZNA	SUCCE LUXURY	2014	1.050	153,000,000	160,650,000

NO	KODING	JENIS	MEREK	TIPE	TH BUAT	BOBOT	NJKB	DP PKB
1	2	3	4	5	6	7	8	9
7377	103654 00002	MINIBUS	ZNA	SUCCE LUXURY	2013	1.050	144,000,000	151,200,000
7378	103659 00001	MINIBUS	WESTSTAR MAXUS	MAXUS V 80	2015	1.050	163,000,000	171,150,000
7379	103659 00001	MINIBUS	WESTSTAR MAXUS	MAXUS V 80	2014	1.050	155,000,000	162,750,000
7380	103760 00007	MINIBUS	GEELY	EC7 RV 1.8 M/T	2013	1.050	192,000,000	201,600,000
7381	103760 00007	MINIBUS	GEELY	EC7 RV 1.8 M/T	2012	1.050	86,000,000	90,300,000
7382	103760 00007	MINIBUS	GEELY	EC7 RV 1.8 M/T	2011	1.050	80,000,000	84,000,000
7383	103760 00008	MINIBUS	GEELY	LC 1.0 GL MT	2012	1.050	79,000,000	82,950,000
7384	103760 00008	MINIBUS	GEELY	LC 1.0 GL MT	2011	1.050	73,000,000	76,650,000
7385	103760 00009	MINIBUS	GEELY	LC 1.0 GS MT	2012	1.050	100,000,000	105,000,000
7386	103760 00009	MINIBUS	GEELY	LC 1.0 GS MT	2011	1.050	94,000,000	98,700,000
7387	103760 00010	MINIBUS	GEELY	LC 1.3 GL AT	2012	1.050	102,000,000	107,100,000
7388	103760 00010	MINIBUS	GEELY	LC 1.3 GL AT	2011	1.050	96,000,000	100,800,000
7389	103760 00011	MINIBUS	GEELY	LC 1.3 GL CROSS 4X2 AT	2012	1.050	94,000,000	98,700,000
7390	103760 00011	MINIBUS	GEELY	LC 1.3 GL CROSS 4X2 AT	2011	1.050	91,000,000	95,550,000
7391	103760 00012	MINIBUS	GEELY	LC 1.3 GL CROSS 4X2 MT	2012	1.050	92,000,000	96,600,000
7392	103760 00012	MINIBUS	GEELY	LC 1.3 GL CROSS 4X2 MT	2011	1.050	86,000,000	90,300,000
7393	103760 00013	MINIBUS	GEELY	LC 1.3 GL MT	2012	1.050	92,000,000	96,600,000
7394	103760 00013	MINIBUS	GEELY	LC 1.3 GL MT	2011	1.050	84,000,000	88,200,000
7395	103760 00014	MINIBUS	GEELY	LC 1.3 GS AT	2012	1.050	94,000,000	98,700,000
7396	103760 00014	MINIBUS	GEELY	LC 1.3 GS AT	2011	1.050	86,000,000	90,300,000
7397	103760 00015	MINIBUS	GEELY	LC 1.3 GS CROSS 4X2 AT	2012	1.050	88,000,000	92,400,000
7398	103760 00015	MINIBUS	GEELY	LC 1.3 GS CROSS 4X2 AT	2011	1.050	81,000,000	85,050,000
7399	103760 00016	MINIBUS	GEELY	LC 1.3 GS CROSS 4X2 MT	2012	1.050	84,000,000	88,200,000
7400	103760 00016	MINIBUS	GEELY	LC 1.3 GS CROSS 4X2 MT	2011	1.050	78,000,000	81,900,000
7401	103760 00017	MINIBUS	GEELY	LC 1.3 GS MT	2012	1.050	98,000,000	102,900,000
7402	103760 00017	MINIBUS	GEELY	LC 1.3 GS MT	2011	1.050	94,000,000	98,700,000
7403	103760 00017	MINIBUS	GEELY	LC 1.3 GS MT	2010	1.050	90,000,000	94,500,000
7404	103760 00018	MINIBUS	GEELY	MK2 1.5 M/T GS	2012	1.050	98,000,000	102,900,000
7405	103760 00018	MINIBUS	GEELY	MK2 1.5 M/T GS	2011	1.050	97,000,000	101,850,000
7406	103760 00018	MINIBUS	GEELY	MK2 1.5 M/T GS	2010	1.050	96,000,000	100,800,000
7407	103760 00019	MINIBUS	GEELY	MK2 1.5 M/T GT	2013	1.050	356,000,000	373,800,000
7408	103760 00019	MINIBUS	GEELY	MK2 1.5 M/T GT	2012	1.050	106,000,000	111,300,000
7409	103760 00019	MINIBUS	GEELY	MK2 1.5 M/T GT	2011	1.050	104,000,000	109,200,000
7410	103760 00019	MINIBUS	GEELY	MK2 1.5 M/T GT	2010	1.050	100,000,000	105,000,000
7411	103760 00020	MINIBUS	GEELY	PANDA LC 1.3 GL MT	2011	1.050	86,000,000	90,300,000
7412	103760 00021	MINIBUS	GEELY	PANDA LC 1.3 GS MT	2011	1.050	78,000,000	81,900,000
7413	103760 00022	MINIBUS	GEELY	TX4 2.4 A/T	2013	1.050	356,000,000	373,800,000
7414	103768 00003	MINIBUS	JRD	LT 4-1	2005	1.050	65,000,000	68,250,000
7415	103768 00004	MINIBUS	JRD	LT 6-1	2005	1.050	76,000,000	79,800,000
7416	103768 00005	MINIBUS	JRD	LV 4-1	2005	1.050	57,000,000	59,850,000
7417	103768 00006	MINIBUS	JRD	MB 4-1	2005	1.050	65,000,000	68,250,000
7418	103768 00007	MINIBUS	JRD	MB 4-1 1000CC	2004	1.050	25,000,000	26,250,000
7419	103768 00007	MINIBUS	JRD	MB 4-1 1000CC	2003	1.050	23,000,000	24,150,000
7420	103768 00008	MINIBUS	JRD	MB 4-2	2005	1.050	26,000,000	27,300,000
7421	103768 00009	MINIBUS	JRD	MB 4-3	2005	1.050	26,000,000	27,300,000
7422	103768 00010	MINIBUS	JRD	MP 4-1	2005	1.050	54,000,000	56,700,000
7423	103768 00011	MINIBUS	JRD	MT 4-1 1000 CC	2005	1.050	31,000,000	32,550,000
7424	103768 00012	MINIBUS	JRD	PC 4-1	2005	1.050	25,000,000	26,250,000
7425	103803 00024	MINIBUS	DFSK	DXK6451AFF 1.5T C (4X2) A/T	2019	1.050	166,000,000	174,300,000
7426	103803 00025	MINIBUS	DFSK	DXK6451AFF 1.5T C (4X2) M/T	2019	1.050	148,000,000	155,400,000
7427	103803 00026	MINIBUS	DFSK	DXK6451AFF 1.5T L (4X2) A/T	2019	1.050	172,000,000	180,600,000
7428	103803 00027	MINIBUS	DFSK	DXK6451AFF 1.5T L (4X2) M/T	2019	1.050	164,000,000	172,200,000
7429	103803 00028	MINIBUS	DFSK	DXK6470AS1F 1.5T C (4X2) M/T	2019	1.050	155,000,000	162,750,000
7430	103803 00001	MINIBUS	DFSK	DXK6470AS1F (4X2) M/T	2019	1.050	212,000,000	222,600,000
7431	103803 00001	MINIBUS	DFSK	DXK6470AS1F (4X2) M/T	2018	1.050	202,000,000	212,100,000
7432	103803 00029	MINIBUS	DFSK	DXK6470AS2F 1.5 C (4X2) A/T	2019	1.050	201,000,000	211,050,000
7433	103803 00003	MINIBUS	DFSK	DXK6470AS2F 1.5T C (4X2) A/T	2018	1.050	203,000,000	213,150,000
7434	103803 00030	MINIBUS	DFSK	DXK6470AS2F 1.5T IAU0 (4X2) A/T	2019	1.050	219,000,000	229,950,000
7435	103803 00002	MINIBUS	DFSK	DXK6470AS2F (4X2) A/T	2019	1.050	219,000,000	229,950,000
7436	103803 00002	MINIBUS	DFSK	DXK6470AS2F (4X2) A/T	2018	1.050	209,000,000	219,450,000
7437	103803 00004	MINIBUS	DFSK	DXK6470AS3F 1.8 C (4X2) A/T	2019	1.050	204,000,000	214,200,000
7438	103803 00004	MINIBUS	DFSK	DXK6470AS3F 1.8 C (4X2) A/T	2018	1.050	194,000,000	203,700,000
7439	103803 00031	MINIBUS	DFSK	DXK6470AS3F 1.8 CVT L (4X2) A/T	2019	1.050	193,000,000	202,650,000
7440	103803 00032	MINIBUS	DFSK	DXK6470AS4H 1.5T C (4X2) A/T	2019	1.050	178,000,000	186,900,000
7441	103803 00033	MINIBUS	DFSK	DXK6470AS4H 1.5T IAU0 (4X2) A/T	2019	1.050	221,000,000	232,050,000
7442	103803 00034	MINIBUS	DFSK	DXK6470AS4H 1.5T L (4X2) A/T	2019	1.050	196,000,000	205,800,000
7443	103803 00005	MINIBUS	DFSK	DXK6470ASF (4X2) M/T	2019	1.050	180,000,000	189,000,000
7444	103803 00005	MINIBUS	DFSK	DXK6470ASF (4X2) M/T	2018	1.050	171,000,000	179,550,000

NILAI JUAL KENDARAAN BERMOTOR
TAHUN 2019
JENIS : MOBIL PENUMPANG RODA 3

NO	KODING	JENIS	MEREK	TIPE	TH BUAT	BOBOT	NJKB	DP PKB
1	2	3	4	5	6	7	8	9
1	703034 02513	MOBIL PENUMPANG R3	BAJAJ	AUTORIKSHA RE 4S CNG	2019	1.000	27,000,000	27,000,000
2	703034 02613	MOBIL PENUMPANG R3	BAJAJ	AUTORIKSHA RE 4S PETROL	2019	1.000	34,000,000	34,000,000
3	703034 02813	MOBIL PENUMPANG R3	BAJAJ	RE MAXIMA CARGO PETROL	2019	1.000	22,000,000	22,000,000
4	105622 00031	MOBIL PENUMPANG R3	TVS	U303 GS M/T	2019	1.000	33,000,000	33,000,000
5	105622 00032	MOBIL PENUMPANG R3	TVS	U303 ZS (BIFUEL) M/T	2019	1.000	31,000,000	31,000,000
6	105622 00033	MOBIL PENUMPANG R3	TVS	U347 GS M/T	2019	1.000	21,000,000	21,000,000
7	105622 00034	MOBIL PENUMPANG R3	TVS	U347 M/T	2019	1.000	21,000,000	21,000,000
8	105622 00035	MOBIL PENUMPANG R3	TVS	U356 3W BOX M/T	2019	1.000	21,000,000	21,000,000
9	105622 00001	MOBIL PENUMPANG R3	TVS	U356B MPV M/T	2019	1.000	22,000,000	22,000,000
10	105622 00001	MOBIL PENUMPANG R3	TVS	U356B MPV M/T	2018	1.000	21,000,000	21,000,000
11	105622 00036	MOBIL PENUMPANG R3	TVS	U356 FX M/T	2019	1.000	55,000,000	55,000,000
12	105622 00037	MOBIL PENUMPANG R3	TVS	U356 MPU GS M/T	2019	1.000	23,000,000	23,000,000
13	105622 00038	MOBIL PENUMPANG R3	TVS	U356 MPU HD M/T	2019	1.000	23,000,000	23,000,000
14	105622 00039	MOBIL PENUMPANG R3	TVS	U356 MPU M/T	2019	1.000	22,000,000	22,000,000
15	105622 00040	MOBIL PENUMPANG R3	TVS	U356 RAM M/T	2019	1.000	22,000,000	22,000,000
16	105622 00041	MOBIL PENUMPANG R3	TVS	U370 KING GS + FI M/T	2019	1.000	34,000,000	34,000,000
17	105799 00001	MOBIL PENUMPANG R3	TVS KING	U303 GS M/T	2017	1.000	41,400,000	41,400,000
18	105799 00002	MOBIL PENUMPANG R3	TVS KING	U303 ZS (BIFUEL) M/T	2017	1.000	38,700,000	38,700,000
19	105799 00003	MOBIL PENUMPANG R3	TVS KING	U303 ZS M/T	2017	1.000	38,700,000	38,700,000

NILAI JUAL KENDARAAN BERMOTOR
TAHUN 2019
JENIS : MOBIL PENUMPANG - MICROBUS

NO	KODING	JENIS	MEREK	TIPE	TH BUAT	BOBOT	NJKB	DP PKB
1	2	3	4	5	6	7	8	9
1	201043 00001	MICROBUS	BEIJING	4102S 4000CC	2004	1.085	105,000,000	113,925,000
2	201043 00001	MICROBUS	BEIJING	4102S 4000CC	2003	1.085	103,000,000	111,755,000
3	201043 00001	MICROBUS	BEIJING	4102S 4000CC	1980	1.085	18,000,000	19,530,000
4	201091 00195	MICROBUS	DAIHATSU	DV 26 (EKS LIGHT TRUCK) 6 BAN	1998	1.085	74,000,000	80,290,000
5	201091 00195	MICROBUS	DAIHATSU	DV 26 (EKS LIGHT TRUCK) 6 BAN	1997	1.085	64,000,000	69,440,000
6	201091 00195	MICROBUS	DAIHATSU	DV 26 (EKS LIGHT TRUCK) 6 BAN	1996	1.085	59,000,000	64,015,000
7	201091 00195	MICROBUS	DAIHATSU	DV 26 (EKS LIGHT TRUCK) 6 BAN	1995	1.085	49,000,000	53,165,000
8	201091 00195	MICROBUS	DAIHATSU	DV 26 (EKS LIGHT TRUCK) 6 BAN	1994	1.085	43,000,000	46,655,000
9	201091 00195	MICROBUS	DAIHATSU	DV 26 (EKS LIGHT TRUCK) 6 BAN	1993	1.085	39,000,000	42,315,000
10	201091 00195	MICROBUS	DAIHATSU	DV 26 (EKS LIGHT TRUCK) 6 BAN	1992	1.085	36,000,000	39,060,000
11	201091 00195	MICROBUS	DAIHATSU	DV 26 (EKS LIGHT TRUCK) 6 BAN	1991	1.085	34,000,000	36,890,000
12	201091 00195	MICROBUS	DAIHATSU	DV 26 (EKS LIGHT TRUCK) 6 BAN	1990	1.085	33,000,000	35,805,000
13	201091 00195	MICROBUS	DAIHATSU	DV 26 (EKS LIGHT TRUCK) 6 BAN	1989	1.085	31,000,000	33,635,000
14	201091 00195	MICROBUS	DAIHATSU	DV 26 (EKS LIGHT TRUCK) 6 BAN	1988	1.085	29,000,000	31,465,000
15	201091 00195	MICROBUS	DAIHATSU	DV 26 (EKS LIGHT TRUCK) 6 BAN	1987	1.085	27,000,000	29,295,000
16	201091 00195	MICROBUS	DAIHATSU	DV 26 (EKS LIGHT TRUCK) 6 BAN	1986	1.085	26,000,000	28,210,000
17	201091 00195	MICROBUS	DAIHATSU	DV 26 (EKS LIGHT TRUCK) 6 BAN	1985	1.085	25,000,000	27,125,000
18	201091 00195	MICROBUS	DAIHATSU	DV 26 (EKS LIGHT TRUCK) 6 BAN	1984	1.085	24,000,000	26,040,000
19	201091 00195	MICROBUS	DAIHATSU	DV 26 (EKS LIGHT TRUCK) 6 BAN	1983	1.085	23,000,000	24,955,000
20	201091 00195	MICROBUS	DAIHATSU	DV 26 (EKS LIGHT TRUCK) 6 BAN	1982	1.085	22,000,000	23,870,000
21	201091 00195	MICROBUS	DAIHATSU	DV 26 (EKS LIGHT TRUCK) 6 BAN	1981	1.085	21,000,000	22,785,000
22	201091 00195	MICROBUS	DAIHATSU	DV 26 (EKS LIGHT TRUCK) 6 BAN	1980	1.085	12,000,000	13,020,000
23	201091 00196	MICROBUS	DAIHATSU	SV 26 (EKS LIGH TRUCK) 4 BAN	1998	1.085	57,000,000	61,845,000
24	201091 00196	MICROBUS	DAIHATSU	SV 26 (EKS LIGH TRUCK) 4 BAN	1997	1.085	51,000,000	55,335,000
25	201091 00196	MICROBUS	DAIHATSU	SV 26 (EKS LIGH TRUCK) 4 BAN	1996	1.085	49,000,000	53,165,000
26	201091 00196	MICROBUS	DAIHATSU	SV 26 (EKS LIGH TRUCK) 4 BAN	1995	1.085	41,000,000	44,485,000
27	201091 00196	MICROBUS	DAIHATSU	SV 26 (EKS LIGH TRUCK) 4 BAN	1994	1.085	35,000,000	37,975,000
28	201091 00196	MICROBUS	DAIHATSU	SV 26 (EKS LIGH TRUCK) 4 BAN	1993	1.085	30,000,000	32,550,000
29	201091 00196	MICROBUS	DAIHATSU	SV 26 (EKS LIGH TRUCK) 4 BAN	1992	1.085	29,000,000	31,465,000
30	201091 00196	MICROBUS	DAIHATSU	SV 26 (EKS LIGH TRUCK) 4 BAN	1991	1.085	28,000,000	30,380,000
31	201091 00196	MICROBUS	DAIHATSU	SV 26 (EKS LIGH TRUCK) 4 BAN	1990	1.085	27,000,000	29,295,000
32	201091 00196	MICROBUS	DAIHATSU	SV 26 (EKS LIGH TRUCK) 4 BAN	1989	1.085	26,500,000	28,752,500
33	201091 00196	MICROBUS	DAIHATSU	SV 26 (EKS LIGH TRUCK) 4 BAN	1988	1.085	26,000,000	28,210,000
34	201091 00196	MICROBUS	DAIHATSU	SV 26 (EKS LIGH TRUCK) 4 BAN	1987	1.085	25,000,000	27,125,000
35	201091 00196	MICROBUS	DAIHATSU	SV 26 (EKS LIGH TRUCK) 4 BAN	1986	1.085	24,000,000	26,040,000
36	201091 00196	MICROBUS	DAIHATSU	SV 26 (EKS LIGH TRUCK) 4 BAN	1985	1.085	23,000,000	24,955,000
37	201091 00196	MICROBUS	DAIHATSU	SV 26 (EKS LIGH TRUCK) 4 BAN	1984	1.085	22,000,000	23,870,000
38	201091 00196	MICROBUS	DAIHATSU	SV 26 (EKS LIGH TRUCK) 4 BAN	1983	1.085	21,000,000	22,785,000
39	201091 00196	MICROBUS	DAIHATSU	SV 26 (EKS LIGH TRUCK) 4 BAN	1982	1.085	20,000,000	21,700,000
40	201091 00196	MICROBUS	DAIHATSU	SV 26 (EKS LIGH TRUCK) 4 BAN	1981	1.085	19,000,000	20,615,000
41	201091 00196	MICROBUS	DAIHATSU	SV 26 (EKS LIGH TRUCK) 4 BAN	1980	1.085	11,000,000	11,935,000
42	201091 00197	MICROBUS	DAIHATSU	V 22 H (EKS LIGHT TRUCK) 6 BAN	1998	1.085	74,000,000	80,290,000
43	201091 00197	MICROBUS	DAIHATSU	V 22 H (EKS LIGHT TRUCK) 6 BAN	1997	1.085	64,000,000	69,440,000
44	201091 00197	MICROBUS	DAIHATSU	V 22 H (EKS LIGHT TRUCK) 6 BAN	1996	1.085	59,000,000	64,015,000
45	201091 00197	MICROBUS	DAIHATSU	V 22 H (EKS LIGHT TRUCK) 6 BAN	1995	1.085	49,000,000	53,165,000
46	201091 00197	MICROBUS	DAIHATSU	V 22 H (EKS LIGHT TRUCK) 6 BAN	1994	1.085	43,000,000	46,655,000
47	201091 00197	MICROBUS	DAIHATSU	V 22 H (EKS LIGHT TRUCK) 6 BAN	1993	1.085	39,000,000	42,315,000
48	201091 00197	MICROBUS	DAIHATSU	V 22 H (EKS LIGHT TRUCK) 6 BAN	1992	1.085	36,000,000	39,060,000
49	201091 00197	MICROBUS	DAIHATSU	V 22 H (EKS LIGHT TRUCK) 6 BAN	1991	1.085	34,000,000	36,890,000
50	201091 00197	MICROBUS	DAIHATSU	V 22 H (EKS LIGHT TRUCK) 6 BAN	1990	1.085	33,000,000	35,805,000
51	201091 00197	MICROBUS	DAIHATSU	V 22 H (EKS LIGHT TRUCK) 6 BAN	1989	1.085	31,000,000	33,635,000
52	201091 00197	MICROBUS	DAIHATSU	V 22 H (EKS LIGHT TRUCK) 6 BAN	1988	1.085	30,000,000	32,550,000
53	201091 00197	MICROBUS	DAIHATSU	V 22 H (EKS LIGHT TRUCK) 6 BAN	1987	1.085	29,000,000	31,465,000
54	201091 00197	MICROBUS	DAIHATSU	V 22 H (EKS LIGHT TRUCK) 6 BAN	1986	1.085	28,000,000	30,380,000
55	201091 00197	MICROBUS	DAIHATSU	V 22 H (EKS LIGHT TRUCK) 6 BAN	1985	1.085	27,000,000	29,295,000
56	201091 00197	MICROBUS	DAIHATSU	V 22 H (EKS LIGHT TRUCK) 6 BAN	1984	1.085	26,000,000	28,210,000
57	201091 00197	MICROBUS	DAIHATSU	V 22 H (EKS LIGHT TRUCK) 6 BAN	1983	1.085	25,000,000	27,125,000
58	201091 00197	MICROBUS	DAIHATSU	V 22 H (EKS LIGHT TRUCK) 6 BAN	1982	1.085	24,000,000	26,040,000
59	201091 00197	MICROBUS	DAIHATSU	V 22 H (EKS LIGHT TRUCK) 6 BAN	1981	1.085	23,000,000	24,955,000
60	201091 00197	MICROBUS	DAIHATSU	V 22 H (EKS LIGHT TRUCK) 6 BAN	1980	1.085	11,000,000	11,935,000
61	201091 00198	MICROBUS	DAIHATSU	V 23 H (EKS LIGH TRUCK) 4 BAN	1998	1.085	57,000,000	61,845,000
62	201091 00198	MICROBUS	DAIHATSU	V 23 H (EKS LIGH TRUCK) 4 BAN	1997	1.085	51,000,000	55,335,000
63	201091 00198	MICROBUS	DAIHATSU	V 23 H (EKS LIGH TRUCK) 4 BAN	1996	1.085	49,000,000	53,165,000
64	201091 00198	MICROBUS	DAIHATSU	V 23 H (EKS LIGH TRUCK) 4 BAN	1995	1.085	41,000,000	44,485,000
65	201091 00198	MICROBUS	DAIHATSU	V 23 H (EKS LIGH TRUCK) 4 BAN	1994	1.085	35,000,000	37,975,000
66	201091 00198	MICROBUS	DAIHATSU	V 23 H (EKS LIGH TRUCK) 4 BAN	1993	1.085	30,000,000	32,550,000
67	201091 00198	MICROBUS	DAIHATSU	V 23 H (EKS LIGH TRUCK) 4 BAN	1992	1.085	29,000,000	31,465,000
68	201091 00198	MICROBUS	DAIHATSU	V 23 H (EKS LIGH TRUCK) 4 BAN	1991	1.085	28,000,000	30,380,000
69	201091 00198	MICROBUS	DAIHATSU	V 23 H (EKS LIGH TRUCK) 4 BAN	1990	1.085	27,000,000	29,295,000
70	201091 00198	MICROBUS	DAIHATSU	V 23 H (EKS LIGH TRUCK) 4 BAN	1989	1.085	26,500,000	28,752,500
71	201091 00198	MICROBUS	DAIHATSU	V 23 H (EKS LIGH TRUCK) 4 BAN	1988	1.085	26,000,000	28,210,000
72	201091 00198	MICROBUS	DAIHATSU	V 23 H (EKS LIGH TRUCK) 4 BAN	1987	1.085	25,000,000	27,125,000
73	201091 00198	MICROBUS	DAIHATSU	V 23 H (EKS LIGH TRUCK) 4 BAN	1986	1.085	24,000,000	26,040,000
74	201091 00198	MICROBUS	DAIHATSU	V 23 H (EKS LIGH TRUCK) 4 BAN	1985	1.085	23,000,000	24,955,000
75	201091 00198	MICROBUS	DAIHATSU	V 23 H (EKS LIGH TRUCK) 4 BAN	1984	1.085	22,000,000	23,870,000
76	201091 00198	MICROBUS	DAIHATSU	V 23 H (EKS LIGH TRUCK) 4 BAN	1983	1.085	21,000,000	22,785,000
77	201091 00198	MICROBUS	DAIHATSU	V 23 H (EKS LIGH TRUCK) 4 BAN	1982	1.085	20,000,000	21,700,000
78	201091 00198	MICROBUS	DAIHATSU	V 23 H (EKS LIGH TRUCK) 4 BAN	1981	1.085	19,000,000	20,615,000
79	201091 00198	MICROBUS	DAIHATSU	V 23 H (EKS LIGH TRUCK) 4 BAN	1980	1.085	12,500,000	13,562,500
80	201091 00199	MICROBUS	DAIHATSU	V 23 T (EKS LIGH TRUCK) 4 BAN	1998	1.085	57,000,000	61,845,000
81	201091 00199	MICROBUS	DAIHATSU	V 23 T (EKS LIGH TRUCK) 4 BAN	1997	1.085	51,000,000	55,335,000
82	201091 00199	MICROBUS	DAIHATSU	V 23 T (EKS LIGH TRUCK) 4 BAN	1996	1.085	49,000,000	53,165,000
83	201091 00199	MICROBUS	DAIHATSU	V 23 T (EKS LIGH TRUCK) 4 BAN	1995	1.085	41,000,000	44,485,000
84	201091 00199	MICROBUS	DAIHATSU	V 23 T (EKS LIGH TRUCK) 4 BAN	1994	1.085	35,000,000	37,975,000
85	201091 00199	MICROBUS	DAIHATSU	V 23 T (EKS LIGH TRUCK) 4 BAN	1993	1.085	30,000,000	32,550,000
86	201091 00199	MICROBUS	DAIHATSU	V 23 T (EKS LIGH TRUCK) 4 BAN	1992	1.085	29,000,000	31,465,000

NO	KODING	JENIS	MEREK	TIPE	TH BUAT	BOBOT	NJKB	DP PKB
1	2	3	4	5	6	7	8	9
87	201091 00199	MICROBUS	DAIHATSU	V 23 T (EKS LIGH TRUCK) 4 BAN	1991	1.085	28,000,000	30,380,000
88	201091 00199	MICROBUS	DAIHATSU	V 23 T (EKS LIGH TRUCK) 4 BAN	1990	1.085	27,000,000	29,295,000
89	201091 00199	MICROBUS	DAIHATSU	V 23 T (EKS LIGH TRUCK) 4 BAN	1989	1.085	26,000,000	28,210,000
90	201091 00199	MICROBUS	DAIHATSU	V 23 T (EKS LIGH TRUCK) 4 BAN	1988	1.085	25,000,000	27,125,000
91	201091 00199	MICROBUS	DAIHATSU	V 23 T (EKS LIGH TRUCK) 4 BAN	1987	1.085	24,000,000	26,040,000
92	201091 00199	MICROBUS	DAIHATSU	V 23 T (EKS LIGH TRUCK) 4 BAN	1986	1.085	23,000,000	24,955,000
93	201091 00199	MICROBUS	DAIHATSU	V 23 T (EKS LIGH TRUCK) 4 BAN	1985	1.085	22,000,000	23,870,000
94	201091 00199	MICROBUS	DAIHATSU	V 23 T (EKS LIGH TRUCK) 4 BAN	1984	1.085	21,000,000	22,785,000
95	201091 00199	MICROBUS	DAIHATSU	V 23 T (EKS LIGH TRUCK) 4 BAN	1983	1.085	20,000,000	21,700,000
96	201091 00199	MICROBUS	DAIHATSU	V 23 T (EKS LIGH TRUCK) 4 BAN	1982	1.085	19,000,000	20,615,000
97	201091 00199	MICROBUS	DAIHATSU	V 23 T (EKS LIGH TRUCK) 4 BAN	1981	1.085	18,000,000	19,530,000
98	201091 00199	MICROBUS	DAIHATSU	V 23 T (EKS LIGH TRUCK) 4 BAN	1980	1.085	15,000,000	16,275,000
99	201091 00200	MICROBUS	DAIHATSU	V 26 T (EKS LIGHT TRUCK)	1980	1.085	12,500,000	13,562,500
100	201091 00201	MICROBUS	DAIHATSU	V 82 H (EKS LIGHT TRUCK) 6 BAN	1998	1.085	74,000,000	80,290,000
101	201091 00201	MICROBUS	DAIHATSU	V 82 H (EKS LIGHT TRUCK) 6 BAN	1997	1.085	64,000,000	69,440,000
102	201091 00201	MICROBUS	DAIHATSU	V 82 H (EKS LIGHT TRUCK) 6 BAN	1996	1.085	59,000,000	64,015,000
103	201091 00201	MICROBUS	DAIHATSU	V 82 H (EKS LIGHT TRUCK) 6 BAN	1995	1.085	49,000,000	53,165,000
104	201091 00201	MICROBUS	DAIHATSU	V 82 H (EKS LIGHT TRUCK) 6 BAN	1994	1.085	43,000,000	46,655,000
105	201091 00201	MICROBUS	DAIHATSU	V 82 H (EKS LIGHT TRUCK) 6 BAN	1993	1.085	39,000,000	42,315,000
106	201091 00201	MICROBUS	DAIHATSU	V 82 H (EKS LIGHT TRUCK) 6 BAN	1992	1.085	36,000,000	39,060,000
107	201091 00201	MICROBUS	DAIHATSU	V 82 H (EKS LIGHT TRUCK) 6 BAN	1991	1.085	34,000,000	36,890,000
108	201091 00201	MICROBUS	DAIHATSU	V 82 H (EKS LIGHT TRUCK) 6 BAN	1990	1.085	33,000,000	35,805,000
109	201091 00201	MICROBUS	DAIHATSU	V 82 H (EKS LIGHT TRUCK) 6 BAN	1989	1.085	31,000,000	33,635,000
110	201091 00201	MICROBUS	DAIHATSU	V 82 H (EKS LIGHT TRUCK) 6 BAN	1988	1.085	30,000,000	32,550,000
111	201091 00201	MICROBUS	DAIHATSU	V 82 H (EKS LIGHT TRUCK) 6 BAN	1987	1.085	29,000,000	31,465,000
112	201091 00201	MICROBUS	DAIHATSU	V 82 H (EKS LIGHT TRUCK) 6 BAN	1986	1.085	28,000,000	30,380,000
113	201091 00201	MICROBUS	DAIHATSU	V 82 H (EKS LIGHT TRUCK) 6 BAN	1985	1.085	27,000,000	29,295,000
114	201091 00201	MICROBUS	DAIHATSU	V 82 H (EKS LIGHT TRUCK) 6 BAN	1984	1.085	26,000,000	28,210,000
115	201091 00201	MICROBUS	DAIHATSU	V 82 H (EKS LIGHT TRUCK) 6 BAN	1983	1.085	25,000,000	27,125,000
116	201091 00201	MICROBUS	DAIHATSU	V 82 H (EKS LIGHT TRUCK) 6 BAN	1982	1.085	24,000,000	26,040,000
117	201091 00201	MICROBUS	DAIHATSU	V 82 H (EKS LIGHT TRUCK) 6 BAN	1981	1.085	23,000,000	24,955,000
118	201091 00201	MICROBUS	DAIHATSU	V 82 H (EKS LIGHT TRUCK) 6 BAN	1980	1.085	12,000,000	13,020,000
119	201091 00202	MICROBUS	DAIHATSU	V 83 (EKS LIGHT TRUCK) 4 BAN	1998	1.085	57,000,000	61,845,000
120	201091 00202	MICROBUS	DAIHATSU	V 83 (EKS LIGHT TRUCK) 4 BAN	1997	1.085	51,000,000	55,335,000
121	201091 00202	MICROBUS	DAIHATSU	V 83 (EKS LIGHT TRUCK) 4 BAN	1996	1.085	49,000,000	53,165,000
122	201091 00202	MICROBUS	DAIHATSU	V 83 (EKS LIGHT TRUCK) 4 BAN	1995	1.085	41,000,000	44,485,000
123	201091 00202	MICROBUS	DAIHATSU	V 83 (EKS LIGHT TRUCK) 4 BAN	1994	1.085	35,000,000	37,975,000
124	201091 00202	MICROBUS	DAIHATSU	V 83 (EKS LIGHT TRUCK) 4 BAN	1993	1.085	31,000,000	33,635,000
125	201091 00202	MICROBUS	DAIHATSU	V 83 (EKS LIGHT TRUCK) 4 BAN	1992	1.085	30,000,000	32,550,000
126	201091 00202	MICROBUS	DAIHATSU	V 83 (EKS LIGHT TRUCK) 4 BAN	1991	1.085	29,000,000	31,465,000
127	201091 00202	MICROBUS	DAIHATSU	V 83 (EKS LIGHT TRUCK) 4 BAN	1990	1.085	28,000,000	30,380,000
128	201091 00202	MICROBUS	DAIHATSU	V 83 (EKS LIGHT TRUCK) 4 BAN	1989	1.085	27,000,000	29,295,000
129	201091 00202	MICROBUS	DAIHATSU	V 83 (EKS LIGHT TRUCK) 4 BAN	1988	1.085	26,000,000	28,210,000
130	201091 00202	MICROBUS	DAIHATSU	V 83 (EKS LIGHT TRUCK) 4 BAN	1987	1.085	25,000,000	27,125,000
131	201091 00202	MICROBUS	DAIHATSU	V 83 (EKS LIGHT TRUCK) 4 BAN	1986	1.085	24,000,000	26,040,000
132	201091 00202	MICROBUS	DAIHATSU	V 83 (EKS LIGHT TRUCK) 4 BAN	1985	1.085	23,000,000	24,955,000
133	201091 00202	MICROBUS	DAIHATSU	V 83 (EKS LIGHT TRUCK) 4 BAN	1984	1.085	22,000,000	23,870,000
134	201091 00202	MICROBUS	DAIHATSU	V 83 (EKS LIGHT TRUCK) 4 BAN	1983	1.085	21,000,000	22,785,000
135	201091 00202	MICROBUS	DAIHATSU	V 83 (EKS LIGHT TRUCK) 4 BAN	1982	1.085	20,000,000	21,700,000
136	201091 00202	MICROBUS	DAIHATSU	V 83 (EKS LIGHT TRUCK) 4 BAN	1981	1.085	19,000,000	20,615,000
137	201091 00202	MICROBUS	DAIHATSU	V 83 (EKS LIGHT TRUCK) 4 BAN	1980	1.085	18,000,000	19,530,000
138	201091 00203	MICROBUS	DAIHATSU	V 83 RT	1989	1.085	28,000,000	30,380,000
139	201091 00203	MICROBUS	DAIHATSU	V 83 RT	1988	1.085	27,000,000	29,295,000
140	201091 00203	MICROBUS	DAIHATSU	V 83 RT	1987	1.085	26,000,000	28,210,000
141	201091 00203	MICROBUS	DAIHATSU	V 83 RT	1986	1.085	25,000,000	27,125,000
142	201091 00203	MICROBUS	DAIHATSU	V 83 RT	1985	1.085	24,000,000	26,040,000
143	201091 00203	MICROBUS	DAIHATSU	V 83 RT	1984	1.085	23,000,000	24,955,000
144	201091 00203	MICROBUS	DAIHATSU	V 83 RT	1983	1.085	22,000,000	23,870,000
145	201091 00203	MICROBUS	DAIHATSU	V 83 RT	1982	1.085	21,000,000	22,785,000
146	201091 00204	MICROBUS	DAIHATSU	V 83 RT (EKS LIGH TRUCK) 4 BAN	1998	1.085	57,000,000	61,845,000
147	201091 00204	MICROBUS	DAIHATSU	V 83 RT (EKS LIGH TRUCK) 4 BAN	1997	1.085	51,000,000	55,335,000
148	201091 00204	MICROBUS	DAIHATSU	V 83 RT (EKS LIGH TRUCK) 4 BAN	1996	1.085	49,000,000	53,165,000
149	201091 00204	MICROBUS	DAIHATSU	V 83 RT (EKS LIGH TRUCK) 4 BAN	1995	1.085	41,000,000	44,485,000
150	201091 00204	MICROBUS	DAIHATSU	V 83 RT (EKS LIGH TRUCK) 4 BAN	1994	1.085	35,000,000	37,975,000
151	201091 00204	MICROBUS	DAIHATSU	V 83 RT (EKS LIGH TRUCK) 4 BAN	1993	1.085	31,000,000	33,635,000
152	201091 00204	MICROBUS	DAIHATSU	V 83 RT (EKS LIGH TRUCK) 4 BAN	1992	1.085	30,000,000	32,550,000
153	201091 00204	MICROBUS	DAIHATSU	V 83 RT (EKS LIGH TRUCK) 4 BAN	1991	1.085	29,000,000	31,465,000
154	201091 00204	MICROBUS	DAIHATSU	V 83 RT (EKS LIGH TRUCK) 4 BAN	1990	1.085	28,000,000	30,380,000
155	201091 00204	MICROBUS	DAIHATSU	V 83 RT (EKS LIGH TRUCK) 4 BAN	1989	1.085	27,500,000	29,837,500
156	201091 00204	MICROBUS	DAIHATSU	V 83 RT (EKS LIGH TRUCK) 4 BAN	1988	1.085	27,000,000	29,295,000
157	201091 00204	MICROBUS	DAIHATSU	V 83 RT (EKS LIGH TRUCK) 4 BAN	1987	1.085	26,000,000	28,210,000
158	201091 00204	MICROBUS	DAIHATSU	V 83 RT (EKS LIGH TRUCK) 4 BAN	1986	1.085	25,000,000	27,125,000
159	201091 00204	MICROBUS	DAIHATSU	V 83 RT (EKS LIGH TRUCK) 4 BAN	1985	1.085	24,000,000	26,040,000
160	201091 00204	MICROBUS	DAIHATSU	V 83 RT (EKS LIGH TRUCK) 4 BAN	1984	1.085	23,000,000	24,955,000
161	201091 00204	MICROBUS	DAIHATSU	V 83 RT (EKS LIGH TRUCK) 4 BAN	1983	1.085	22,000,000	23,870,000
162	201091 00204	MICROBUS	DAIHATSU	V 83 RT (EKS LIGH TRUCK) 4 BAN	1982	1.085	21,000,000	22,785,000
163	201091 00204	MICROBUS	DAIHATSU	V 83 RT (EKS LIGH TRUCK) 4 BAN	1981	1.085	20,000,000	21,700,000
164	201091 00204	MICROBUS	DAIHATSU	V 83 RT (EKS LIGH TRUCK) 4 BAN	1980	1.085	15,500,000	16,817,500
165	201103 00008	MICROBUS	DODGE	4CYL 1.600CC (BENSIN)	1980	1.085	13,000,000	14,105,000
166	201103 00009	MICROBUS	DODGE	K 1600 (DIESEL) 1.720CC	1980	1.085	14,000,000	15,190,000
167	201103 00010	MICROBUS	DODGE	PD 600-175 WB	1982	1.085	15,000,000	16,275,000
168	201103 00011	MICROBUS	DODGE	SUPERIOR D-500	1980	1.085	10,500,000	11,392,500
169	201160 00004	MICROBUS	HINO	DUTRO 140 HT	2006	1.085	173,000,000	187,705,000
170	201160 00004	MICROBUS	HINO	DUTRO 140 HT	2005	1.085	170,000,000	184,450,000
171	201160 00005	MICROBUS	HINO	FB 2 WGKZ	2007	1.085	156,000,000	169,260,000
172	201160 00005	MICROBUS	HINO	FB 2 WGKZ	2006	1.085	152,000,000	164,920,000
173	201160 00005	MICROBUS	HINO	FB 2 WGKZ	2005	1.085	149,000,000	161,665,000
174	201160 00005	MICROBUS	HINO	FB 2 WGKZ	2004	1.085	136,000,000	147,560,000
175	201160 00005	MICROBUS	HINO	FB 2 WGKZ	2003	1.085	126,000,000	136,710,000
176	201160 00005	MICROBUS	HINO	FB 2 WGKZ	2002	1.085	117,000,000	126,945,000

NO	KODING	JENIS	MEREK	TIPE	TH BUAT	BOBOT	NJKB	DP PKB
1	2	3	4	5	6	7	8	9
177	201160 00005	MICROBUS	HINO	FB 2 WGKZ	2001	1.085	107,000,000	116,095,000
178	201160 00005	MICROBUS	HINO	FB 2 WGKZ	2000	1.085	94,000,000	101,990,000
179	201160 00005	MICROBUS	HINO	FB 2 WGKZ	1999	1.085	86,000,000	93,310,000
180	201160 00005	MICROBUS	HINO	FB 2 WGKZ	1998	1.085	78,000,000	84,630,000
181	201160 00005	MICROBUS	HINO	FB 2 WGKZ	1997	1.085	73,000,000	79,205,000
182	201160 00006	MICROBUS	HINO	FB2WGLZ-EN	2018	1.085	271,000,000	294,035,000
183	201160 00006	MICROBUS	HINO	FB2WGLZ-EN	2017	1.085	186,000,000	201,810,000
184	201160 00006	MICROBUS	HINO	FB2WGLZ-EN	2016	1.085	182,000,000	197,470,000
185	201160 00007	MICROBUS	HINO	FB2WGLZ-EN/FB130	2019	1.085	271,000,000	294,035,000
186	201160 00007	MICROBUS	HINO	FB2WGLZ-EN/FB130	2015	1.085	217,000,000	235,445,000
187	201160 00007	MICROBUS	HINO	FB2WGLZ-EN/FB130	2014	1.085	207,000,000	224,595,000
188	201160 00007	MICROBUS	HINO	FB2WGLZ-EN/FB130	2013	1.085	197,000,000	213,745,000
189	201160 00007	MICROBUS	HINO	FB2WGLZ-EN/FB130	2012	1.085	188,000,000	203,980,000
190	201160 00007	MICROBUS	HINO	FB2WGLZ-EN/FB130	2011	1.085	179,000,000	194,215,000
191	201160 00007	MICROBUS	HINO	FB2WGLZ-EN/FB130	2010	1.085	171,000,000	185,535,000
192	201160 00007	MICROBUS	HINO	FB2WGLZ-EN/FB130	2009	1.085	163,000,000	176,855,000
193	201160 00007	MICROBUS	HINO	FB2WGLZ-EN/FB130	2008	1.085	155,000,000	168,175,000
194	201160 00007	MICROBUS	HINO	FB2WGLZ-EN/FB130	2007	1.085	148,000,000	160,580,000
195	201160 00007	MICROBUS	HINO	FB2WGLZ-EN/FB130	2006	1.085	141,000,000	152,985,000
196	201160 00008	MICROBUS	HINO	WU302R-HKMLAD3B/DUTRO 110SDB	2015	1.085	183,000,000	198,555,000
197	201160 00008	MICROBUS	HINO	WU302R-HKMLAD3B/DUTRO 110SDB	2014	1.085	174,000,000	188,790,000
198	201160 00008	MICROBUS	HINO	WU302R-HKMLAD3B/DUTRO 110SDB	2013	1.085	161,000,000	174,685,000
199	201160 00008	MICROBUS	HINO	WU302R-HKMLAD3B/DUTRO 110SDB	2012	1.085	146,000,000	158,410,000
200	201160 00008	MICROBUS	HINO	WU302R-HKMLAD3B/DUTRO 110SDB	2011	1.085	133,000,000	144,305,000
201	201160 00008	MICROBUS	HINO	WU302R-HKMLAD3B/DUTRO 110SDB	2010	1.085	125,000,000	135,625,000
202	201160 00008	MICROBUS	HINO	WU302R-HKMLAD3B/DUTRO 110SDB	2009	1.085	118,000,000	128,030,000
203	201160 00008	MICROBUS	HINO	WU302R-HKMLAD3B/DUTRO 110SDB	2008	1.085	112,000,000	121,520,000
204	201160 00008	MICROBUS	HINO	WU302R-HKMLAD3B/DUTRO 110SDB	2007	1.085	101,000,000	109,585,000
205	201160 00009	MICROBUS	HINO	WU302R-HKMLAD3BL/110SDBL	2015	1.085	187,000,000	202,895,000
206	201160 00009	MICROBUS	HINO	WU302R-HKMLAD3BL/110SDBL	2014	1.085	178,000,000	193,130,000
207	201160 00009	MICROBUS	HINO	WU302R-HKMLAD3BL/110SDBL	2013	1.085	162,000,000	175,770,000
208	201160 00009	MICROBUS	HINO	WU302R-HKMLAD3BL/110SDBL	2012	1.085	147,000,000	159,495,000
209	201160 00009	MICROBUS	HINO	WU302R-HKMLAD3BL/110SDBL	2011	1.085	134,000,000	145,390,000
210	201160 00009	MICROBUS	HINO	WU302R-HKMLAD3BL/110SDBL	2010	1.085	126,000,000	136,710,000
211	201160 00009	MICROBUS	HINO	WU302R-HKMLAD3BL/110SDBL	2009	1.085	119,000,000	129,115,000
212	201160 00010	MICROBUS	HINO	WU302R-HKMLHD3B	2019	1.085	140,000,000	151,900,000
213	201160 00010	MICROBUS	HINO	WU302R-HKMLHD3B	2018	1.085	133,000,000	144,305,000
214	201160 00010	MICROBUS	HINO	WU302R-HKMLHD3B	2017	1.085	127,000,000	137,795,000
215	201160 00010	MICROBUS	HINO	WU302R-HKMLHD3B	2016	1.085	121,000,000	131,285,000
216	201160 00011	MICROBUS	HINO	WU302R-HKMLHD3B (110SDB)	2015	1.085	166,000,000	180,110,000
217	201160 00011	MICROBUS	HINO	WU302R-HKMLHD3B (110SDB)	2014	1.085	158,000,000	171,430,000
218	201160 00011	MICROBUS	HINO	WU302R-HKMLHD3B (110SDB)	2013	1.085	150,000,000	162,750,000
219	201160 00011	MICROBUS	HINO	WU302R-HKMLHD3B (110SDB)	2012	1.085	143,000,000	155,155,000
220	201160 00011	MICROBUS	HINO	WU302R-HKMLHD3B (110SDB)	2011	1.085	136,000,000	147,560,000
221	201160 00011	MICROBUS	HINO	WU302R-HKMLHD3B (110SDB)	2010	1.085	129,000,000	139,965,000
222	201160 00012	MICROBUS	HINO	WU302R-HKMLHD3BL	2019	1.085	152,000,000	164,920,000
223	201160 00012	MICROBUS	HINO	WU302R-HKMLHD3BL	2018	1.085	145,000,000	157,325,000
224	201160 00012	MICROBUS	HINO	WU302R-HKMLHD3BL	2017	1.085	138,000,000	149,730,000
225	201160 00012	MICROBUS	HINO	WU302R-HKMLHD3BL	2016	1.085	132,000,000	143,220,000
226	201160 00013	MICROBUS	HINO	WU302R-HKMLHD3BL (110SDBL)	2015	1.085	185,000,000	200,725,000
227	201160 00013	MICROBUS	HINO	WU302R-HKMLHD3BL (110SDBL)	2014	1.085	176,000,000	190,960,000
228	201160 00013	MICROBUS	HINO	WU302R-HKMLHD3BL (110SDBL)	2013	1.085	167,000,000	181,195,000
229	201160 00013	MICROBUS	HINO	WU302R-HKMLHD3BL (110SDBL)	2012	1.085	152,000,000	164,920,000
230	201160 00013	MICROBUS	HINO	WU302R-HKMLHD3BL (110SDBL)	2011	1.085	138,000,000	149,730,000
231	201160 00013	MICROBUS	HINO	WU302R-HKMLHD3BL (110SDBL)	2010	1.085	130,000,000	141,050,000
232	201160 00013	MICROBUS	HINO	WU302R-HKMLHD3BL (110SDBL)	2009	1.085	123,000,000	133,455,000
233	201160 00014	MICROBUS	HINO	WU302R-HRMLHD8 (110SDB)	2019	1.085	157,000,000	170,345,000
234	201160 00014	MICROBUS	HINO	WU302R-HRMLHD8 (110SDB)	2018	1.085	150,000,000	162,750,000
235	201160 00014	MICROBUS	HINO	WU302R-HRMLHD8 (110SDB)	2017	1.085	143,000,000	155,155,000
236	201160 00014	MICROBUS	HINO	WU302R-HRMLHD8 (110SDB)	2016	1.085	136,000,000	147,560,000
237	201160 00015	MICROBUS	HINO	WU342R-HKMQAD3B/DUTRO 110LDB	2015	1.085	190,000,000	206,150,000
238	201160 00015	MICROBUS	HINO	WU342R-HKMQAD3B/DUTRO 110LDB	2014	1.085	181,000,000	196,385,000
239	201160 00015	MICROBUS	HINO	WU342R-HKMQAD3B/DUTRO 110LDB	2013	1.085	171,000,000	185,535,000
240	201160 00015	MICROBUS	HINO	WU342R-HKMQAD3B/DUTRO 110LDB	2012	1.085	155,000,000	168,175,000
241	201160 00015	MICROBUS	HINO	WU342R-HKMQAD3B/DUTRO 110LDB	2011	1.085	141,000,000	152,985,000
242	201160 00015	MICROBUS	HINO	WU342R-HKMQAD3B/DUTRO 110LDB	2010	1.085	133,000,000	144,305,000
243	201160 00015	MICROBUS	HINO	WU342R-HKMQAD3B/DUTRO 110LDB	2009	1.085	125,000,000	135,625,000
244	201160 00015	MICROBUS	HINO	WU342R-HKMQAD3B/DUTRO 110LDB	2008	1.085	119,000,000	129,115,000
245	201160 00015	MICROBUS	HINO	WU342R-HKMQAD3B/DUTRO 110LDB	2007	1.085	109,000,000	118,265,000
246	201160 00016	MICROBUS	HINO	WU342R-HKMQBD3B/130MDBL	2015	1.085	216,000,000	234,360,000
247	201160 00016	MICROBUS	HINO	WU342R-HKMQBD3B/130MDBL	2014	1.085	206,000,000	223,510,000
248	201160 00016	MICROBUS	HINO	WU342R-HKMQBD3B/130MDBL	2013	1.085	195,000,000	211,575,000
249	201160 00016	MICROBUS	HINO	WU342R-HKMQBD3B/130MDBL	2012	1.085	177,000,000	192,045,000
250	201160 00016	MICROBUS	HINO	WU342R-HKMQBD3B/130MDBL	2011	1.085	161,000,000	174,685,000
251	201160 00016	MICROBUS	HINO	WU342R-HKMQBD3B/130MDBL	2010	1.085	152,000,000	164,920,000
252	201160 00016	MICROBUS	HINO	WU342R-HKMQBD3B/130MDBL	2009	1.085	143,000,000	155,155,000
253	201160 00017	MICROBUS	HINO	WU342R-HKMQBD3B/DUTRO 130MDB	2015	1.085	206,000,000	223,510,000
254	201160 00017	MICROBUS	HINO	WU342R-HKMQBD3B/DUTRO 130MDB	2014	1.085	196,000,000	212,660,000
255	201160 00017	MICROBUS	HINO	WU342R-HKMQBD3B/DUTRO 130MDB	2013	1.085	188,000,000	203,980,000
256	201160 00017	MICROBUS	HINO	WU342R-HKMQBD3B/DUTRO 130MDB	2012	1.085	171,000,000	185,535,000
257	201160 00017	MICROBUS	HINO	WU342R-HKMQBD3B/DUTRO 130MDB	2011	1.085	155,000,000	168,175,000
258	201160 00017	MICROBUS	HINO	WU342R-HKMQBD3B/DUTRO 130MDB	2010	1.085	146,000,000	158,410,000
259	201160 00017	MICROBUS	HINO	WU342R-HKMQBD3B/DUTRO 130MDB	2009	1.085	138,000,000	149,730,000
260	201160 00017	MICROBUS	HINO	WU342R-HKMQBD3B/DUTRO 130MDB	2008	1.085	132,000,000	143,220,000
261	201160 00017	MICROBUS	HINO	WU342R-HKMQBD3B/DUTRO 130MDB	2007	1.085	122,000,000	132,370,000
262	201160 00018	MICROBUS	HINO	WU342R-HKMQBD3BL/130MDBL	2015	1.085	207,000,000	224,595,000
263	201160 00018	MICROBUS	HINO	WU342R-HKMQBD3BL/130MDBL	2014	1.085	197,000,000	213,745,000
264	201160 00018	MICROBUS	HINO	WU342R-HKMQBD3BL/130MDBL	2013	1.085	189,000,000	205,065,000
265	201160 00018	MICROBUS	HINO	WU342R-HKMQBD3BL/130MDBL	2012	1.085	172,000,000	186,620,000
266	201160 00018	MICROBUS	HINO	WU342R-HKMQBD3BL/130MDBL	2011	1.085	156,000,000	169,260,000

NO	KODING	JENIS	MERЕК	TIPE	TH BUAT	BOBOT	NJKB	DP PKB
1	2	3	4	5	6	7	8	9
267	201160 00018	MICROBUS	HINO	WU342R-HKMQBD3BL/130MDBL	2010	1.085	147,000,000	159,495,000
268	201160 00018	MICROBUS	HINO	WU342R-HKMQBD3BL/130MDBL	2009	1.085	139,000,000	150,815,000
269	201160 00019	MICROBUS	HINO	WU342R-HKMQHD3B (110LDB)	2015	1.085	190,000,000	206,150,000
270	201160 00019	MICROBUS	HINO	WU342R-HKMQHD3B (110LDB)	2014	1.085	181,000,000	196,385,000
271	201160 00019	MICROBUS	HINO	WU342R-HKMQHD3B (110LDB)	2013	1.085	171,000,000	185,535,000
272	201160 00019	MICROBUS	HINO	WU342R-HKMQHD3B (110LDB)	2012	1.085	155,000,000	168,175,000
273	201160 00019	MICROBUS	HINO	WU342R-HKMQHD3B (110LDB)	2011	1.085	141,000,000	152,985,000
274	201160 00019	MICROBUS	HINO	WU342R-HKMQHD3B (110LDB)	2010	1.085	133,000,000	144,305,000
275	201160 00020	MICROBUS	HINO	WU342R-HKMQHD3BC	2019	1.085	152,000,000	164,920,000
276	201160 00020	MICROBUS	HINO	WU342R-HKMQHD3BC	2018	1.085	145,000,000	157,325,000
277	201160 00020	MICROBUS	HINO	WU342R-HKMQHD3BC	2017	1.085	138,000,000	149,730,000
278	201160 00020	MICROBUS	HINO	WU342R-HKMQHD3BC	2016	1.085	132,000,000	143,220,000
279	201160 00021	MICROBUS	HINO	WU342R-HKMQHD3BC (110LDB)	2015	1.085	190,000,000	206,150,000
280	201160 00021	MICROBUS	HINO	WU342R-HKMQHD3BC (110LDB)	2014	1.085	181,000,000	196,385,000
281	201160 00021	MICROBUS	HINO	WU342R-HKMQHD3BC (110LDB)	2013	1.085	171,000,000	185,535,000
282	201160 00021	MICROBUS	HINO	WU342R-HKMQHD3BC (110LDB)	2012	1.085	155,000,000	168,175,000
283	201160 00021	MICROBUS	HINO	WU342R-HKMQHD3BC (110LDB)	2011	1.085	141,000,000	152,985,000
284	201160 00021	MICROBUS	HINO	WU342R-HKMQHD3BC (110LDB)	2010	1.085	133,000,000	144,305,000
285	201160 00022	MICROBUS	HINO	WU342R-HKMRBD3B/DUTRO 130HDB	2015	1.085	212,000,000	230,020,000
286	201160 00022	MICROBUS	HINO	WU342R-HKMRBD3B/DUTRO 130HDB	2014	1.085	202,000,000	219,170,000
287	201160 00022	MICROBUS	HINO	WU342R-HKMRBD3B/DUTRO 130HDB	2013	1.085	191,000,000	207,235,000
288	201160 00022	MICROBUS	HINO	WU342R-HKMRBD3B/DUTRO 130HDB	2012	1.085	174,000,000	188,790,000
289	201160 00022	MICROBUS	HINO	WU342R-HKMRBD3B/DUTRO 130HDB	2011	1.085	158,000,000	171,430,000
290	201160 00022	MICROBUS	HINO	WU342R-HKMRBD3B/DUTRO 130HDB	2010	1.085	149,000,000	161,665,000
291	201160 00022	MICROBUS	HINO	WU342R-HKMRBD3B/DUTRO 130HDB	2009	1.085	141,000,000	152,985,000
292	201160 00022	MICROBUS	HINO	WU342R-HKMRBD3B/DUTRO 130HDB	2008	1.085	135,000,000	146,475,000
293	201160 00022	MICROBUS	HINO	WU342R-HKMRBD3B/DUTRO 130HDB	2007	1.085	126,000,000	136,710,000
294	201160 00023	MICROBUS	HINO	WU342R-HKMRJD3BL	2019	1.085	174,000,000	188,790,000
295	201160 00023	MICROBUS	HINO	WU342R-HKMRJD3BL	2018	1.085	166,000,000	180,110,000
296	201160 00023	MICROBUS	HINO	WU342R-HKMRJD3BL	2017	1.085	158,000,000	171,430,000
297	201160 00023	MICROBUS	HINO	WU342R-HKMRJD3BL	2016	1.085	151,000,000	163,835,000
298	201160 00024	MICROBUS	HINO	WU342R-HKMRJD3BL (130MDBL)	2015	1.085	197,000,000	213,745,000
299	201160 00024	MICROBUS	HINO	WU342R-HKMRJD3BL (130MDBL)	2014	1.085	192,000,000	208,320,000
300	201160 00024	MICROBUS	HINO	WU342R-HKMRJD3BL (130MDBL)	2013	1.085	190,000,000	206,150,000
301	201160 00024	MICROBUS	HINO	WU342R-HKMRJD3BL (130MDBL)	2012	1.085	173,000,000	187,705,000
302	201160 00024	MICROBUS	HINO	WU342R-HKMRJD3BL (130MDBL)	2011	1.085	157,000,000	170,345,000
303	201160 00024	MICROBUS	HINO	WU342R-HKMRJD3BL (130MDBL)	2010	1.085	148,000,000	160,580,000
304	201160 00024	MICROBUS	HINO	WU342R-HKMRJD3BL (130MDBL)	2009	1.085	140,000,000	151,900,000
305	201160 00025	MICROBUS	HINO	WU342R-HKMTJD3B (130HDB 4X4)	2019	1.085	457,000,000	495,845,000
306	201160 00025	MICROBUS	HINO	WU342R-HKMTJD3B (130HDB 4X4)	2018	1.085	435,000,000	471,975,000
307	201160 00025	MICROBUS	HINO	WU342R-HKMTJD3B (130HDB 4X4)	2017	1.085	414,000,000	449,190,000
308	201160 00025	MICROBUS	HINO	WU342R-HKMTJD3B (130HDB 4X4)	2016	1.085	394,000,000	427,490,000
309	201160 00025	MICROBUS	HINO	WU342R-HKMTJD3B (130HDB 4X4)	2015	1.085	375,000,000	406,875,000
310	201160 00025	MICROBUS	HINO	WU342R-HKMTJD3B (130HDB 4X4)	2014	1.085	357,000,000	387,345,000
311	201160 00025	MICROBUS	HINO	WU342R-HKMTJD3B (130HDB 4X4)	2013	1.085	340,000,000	368,900,000
312	201160 00536	MICROBUS	HINO	WU342R-HRMLHD8	2019	1.085	170,000,000	184,450,000
313	201160 00026	MICROBUS	HINO	WU342R-HRMLHD8 (110SDBL)	2018	1.085	170,000,000	184,450,000
314	201160 00026	MICROBUS	HINO	WU342R-HRMLHD8 (110SDBL)	2017	1.085	135,000,000	146,475,000
315	201160 00026	MICROBUS	HINO	WU342R-HRMLHD8 (110SDBL)	2016	1.085	132,000,000	143,220,000
316	201160 00027	MICROBUS	HINO	WU342RR-HKMQHD3BC (110LDBC)	2015	1.085	175,000,000	189,875,000
317	201160 00027	MICROBUS	HINO	WU342RR-HKMQHD3BC (110LDBC)	2014	1.085	155,000,000	168,175,000
318	201160 00537	MICROBUS	HINO	WU352R-HKMRJD8B	2019	1.085	188,000,000	203,980,000
319	201160 00028	MICROBUS	HINO	WU352R-HKMRJD8B (130MDBL)	2018	1.085	188,000,000	203,980,000
320	201160 00028	MICROBUS	HINO	WU352R-HKMRJD8B (130MDBL)	2017	1.085	162,000,000	175,770,000
321	201160 00028	MICROBUS	HINO	WU352R-HKMRJD8B (130MDBL)	2016	1.085	159,000,000	172,515,000
322	201177 00140	MICROBUS	HYUNDAI	H-100 4X2 M/T	2019	1.085	137,000,000	148,645,000
323	201177 00140	MICROBUS	HYUNDAI	H-100 4X2 M/T	2018	1.085	131,000,000	142,135,000
324	201177 00140	MICROBUS	HYUNDAI	H-100 4X2 M/T	2017	1.085	125,000,000	135,625,000
325	201177 00142	MICROBUS	HYUNDAI	HD MIGHTY 125BL (HD 72) 4X2 M/T	2012	1.085	147,000,000	159,495,000
326	201177 00142	MICROBUS	HYUNDAI	HD MIGHTY 125BL (HD 72) 4X2 M/T	2011	1.085	140,000,000	151,900,000
327	201177 00142	MICROBUS	HYUNDAI	HD MIGHTY 125BL (HD 72) 4X2 M/T	2010	1.085	133,000,000	144,305,000
328	201177 00142	MICROBUS	HYUNDAI	HD MIGHTY 125BL (HD 72) 4X2 M/T	2009	1.085	126,000,000	136,710,000
329	201177 00143	MICROBUS	HYUNDAI	HD MIGHTY 125BLX (HD 72) 4X2 M/T	2012	1.085	151,000,000	163,835,000
330	201177 00145	MICROBUS	HYUNDAI	HD MIGHTY 136-B (4X2) M/T	2015	1.085	190,000,000	206,150,000
331	201177 00145	MICROBUS	HYUNDAI	HD MIGHTY 136-B (4X2) M/T	2014	1.085	181,000,000	196,385,000
332	201177 00145	MICROBUS	HYUNDAI	HD MIGHTY 136-B (4X2) M/T	2013	1.085	171,000,000	185,535,000
333	201177 00145	MICROBUS	HYUNDAI	HD MIGHTY 136-B (4X2) M/T	2012	1.085	155,000,000	168,175,000
334	201177 00145	MICROBUS	HYUNDAI	HD MIGHTY 136-B (4X2) M/T	2011	1.085	141,000,000	152,985,000
335	201177 00145	MICROBUS	HYUNDAI	HD MIGHTY 136-B (4X2) M/T	2010	1.085	133,000,000	144,305,000
336	201177 00145	MICROBUS	HYUNDAI	HD MIGHTY 136-B (4X2) M/T	2009	1.085	125,000,000	135,625,000
337	201177 00145	MICROBUS	HYUNDAI	HD MIGHTY 136-B (4X2) M/T	2008	1.085	118,000,000	128,030,000
338	201177 00145	MICROBUS	HYUNDAI	HD MIGHTY 136-B (4X2) M/T	2007	1.085	100,000,000	108,500,000
339	201177 00144	MICROBUS	HYUNDAI	HD MIGHTY 136 BLX (4X2) M/T (HD72)	2012	1.085	247,000,000	267,995,000
340	201177 00144	MICROBUS	HYUNDAI	HD MIGHTY 136 BLX (4X2) M/T (HD72)	2011	1.085	235,000,000	254,975,000
341	201177 00141	MICROBUS	HYUNDAI	HD M/T	2006	1.085	108,000,000	117,180,000
342	201177 00141	MICROBUS	HYUNDAI	HD M/T	2005	1.085	101,000,000	109,585,000
343	201177 00141	MICROBUS	HYUNDAI	HD M/T	2004	1.085	97,000,000	105,245,000
344	201177 00141	MICROBUS	HYUNDAI	HD M/T	2003	1.085	94,000,000	101,990,000
345	201177 00141	MICROBUS	HYUNDAI	HD M/T	2002	1.085	84,000,000	91,140,000
346	201177 00146	MICROBUS	HYUNDAI	MD - MT	2002	1.085	86,000,000	93,310,000
347	201185 00077	MICROBUS	ISUZU	FRR 90 Q BUS	2018	1.085	370,000,000	401,450,000
348	201185 00077	MICROBUS	ISUZU	FRR 90 Q BUS	2017	1.085	250,000,000	271,250,000
349	201185 00077	MICROBUS	ISUZU	FRR 90 Q BUS	2016	1.085	245,000,000	265,825,000
350	201185 00077	MICROBUS	ISUZU	FRR 90 Q BUS	2015	1.085	233,000,000	252,805,000
351	201185 00077	MICROBUS	ISUZU	FRR 90 Q BUS	2014	1.085	221,000,000	239,785,000
352	201185 00077	MICROBUS	ISUZU	FRR 90 Q BUS	2013	1.085	210,000,000	227,850,000
353	201185 00514	MICROBUS	ISUZU	FRR 90 Q BUS E2-1	2019	1.085	370,000,000	401,450,000
354	201185 00078	MICROBUS	ISUZU	FSR	1994	1.085	89,000,000	96,565,000
355	201185 00078	MICROBUS	ISUZU	FSR	1993	1.085	83,000,000	90,055,000
356	201185 00078	MICROBUS	ISUZU	FSR	1992	1.085	78,000,000	84,630,000

NO	KODING	JENIS	MEREK	TIPE	TH BUAT	BOBOT	NJKB	DP PKB
1	2	3	4	5	6	7	8	9
357	201185 00078	MICROBUS	ISUZU	FSR	1991	1.085	68,000,000	73,780,000
358	201185 00078	MICROBUS	ISUZU	FSR	1990	1.085	67,000,000	72,695,000
359	201185 00079	MICROBUS	ISUZU	FTR	1994	1.085	89,000,000	96,565,000
360	201185 00079	MICROBUS	ISUZU	FTR	1993	1.085	83,000,000	90,055,000
361	201185 00079	MICROBUS	ISUZU	FTR	1992	1.085	78,000,000	84,630,000
362	201185 00079	MICROBUS	ISUZU	FTR	1991	1.085	68,000,000	73,780,000
363	201185 00079	MICROBUS	ISUZU	FTR	1990	1.085	67,000,000	72,695,000
364	201185 00080	MICROBUS	ISUZU	KAD 51	1988	1.085	20,000,000	21,700,000
365	201185 00081	MICROBUS	ISUZU	KAD 51 C90 (4CYL 1951CC)	1988	1.085	21,000,000	22,785,000
366	201185 00081	MICROBUS	ISUZU	KAD 51 C90 (4CYL 1951CC)	1987	1.085	20,000,000	21,700,000
367	201185 00081	MICROBUS	ISUZU	KAD 51 C90 (4CYL 1951CC)	1986	1.085	19,000,000	20,615,000
368	201185 00081	MICROBUS	ISUZU	KAD 51 C90 (4CYL 1951CC)	1985	1.085	18,000,000	19,530,000
369	201185 00081	MICROBUS	ISUZU	KAD 51 C90 (4CYL 1951CC)	1984	1.085	17,500,000	18,987,500
370	201185 00081	MICROBUS	ISUZU	KAD 51 C90 (4CYL 1951CC)	1983	1.085	17,000,000	18,445,000
371	201185 00081	MICROBUS	ISUZU	KAD 51 C90 (4CYL 1951CC)	1982	1.085	16,500,000	17,902,500
372	201185 00081	MICROBUS	ISUZU	KAD 51 C90 (4CYL 1951CC)	1981	1.085	16,000,000	17,360,000
373	201185 00081	MICROBUS	ISUZU	KAD 51 C90 (4CYL 1951CC)	1980	1.085	11,000,000	11,935,000
374	201185 00082	MICROBUS	ISUZU	KD 51 S	1984	1.085	17,500,000	18,987,500
375	201185 00082	MICROBUS	ISUZU	KD 51 S	1983	1.085	17,000,000	18,445,000
376	201185 00082	MICROBUS	ISUZU	KD 51 S	1982	1.085	16,500,000	17,902,500
377	201185 00082	MICROBUS	ISUZU	KD 51 S	1981	1.085	16,000,000	17,360,000
378	201185 00082	MICROBUS	ISUZU	KD 51 S	1980	1.085	10,500,000	11,392,500
379	201185 00083	MICROBUS	ISUZU	LT 112	1995	1.085	86,000,000	93,310,000
380	201185 00083	MICROBUS	ISUZU	LT 112	1994	1.085	80,000,000	86,800,000
381	201185 00083	MICROBUS	ISUZU	LT 112	1993	1.085	75,000,000	81,375,000
382	201185 00083	MICROBUS	ISUZU	LT 112	1992	1.085	70,000,000	75,950,000
383	201185 00084	MICROBUS	ISUZU	LT 133 P DIESEL	2007	1.085	280,000,000	303,800,000
384	201185 00084	MICROBUS	ISUZU	LT 133 P DIESEL	2006	1.085	278,000,000	301,630,000
385	201185 00084	MICROBUS	ISUZU	LT 133 P DIESEL	2005	1.085	276,000,000	299,460,000
386	201185 00084	MICROBUS	ISUZU	LT 133 P DIESEL	2004	1.085	274,000,000	297,290,000
387	201185 00084	MICROBUS	ISUZU	LT 133 P DIESEL	2003	1.085	272,000,000	295,120,000
388	201185 00084	MICROBUS	ISUZU	LT 133 P DIESEL	2002	1.085	258,000,000	279,930,000
389	201185 00084	MICROBUS	ISUZU	LT 133 P DIESEL	2001	1.085	254,000,000	275,590,000
390	201185 00084	MICROBUS	ISUZU	LT 133 P DIESEL	2000	1.085	211,000,000	228,935,000
391	201185 00084	MICROBUS	ISUZU	LT 133 P DIESEL	1999	1.085	175,000,000	189,875,000
392	201185 00085	MICROBUS	ISUZU	LT1 34 S	2018	1.085	594,000,000	644,490,000
393	201185 00085	MICROBUS	ISUZU	LT1 34 S	2017	1.085	423,000,000	458,955,000
394	201185 00085	MICROBUS	ISUZU	LT1 34 S	2016	1.085	381,000,000	413,385,000
395	201185 00515	MICROBUS	ISUZU	LT1 34 S E2-1	2019	1.085	594,000,000	644,490,000
396	201185 00086	MICROBUS	ISUZU	LV 219	1995	1.085	86,000,000	93,310,000
397	201185 00087	MICROBUS	ISUZU	LV 314 L	1990	1.085	64,000,000	69,440,000
398	201185 00087	MICROBUS	ISUZU	LV 314 L	1989	1.085	61,000,000	66,185,000
399	201185 00088	MICROBUS	ISUZU	LV 314 M	1989	1.085	61,000,000	66,185,000
400	201185 00089	MICROBUS	ISUZU	LV 324 K	1991	1.085	74,000,000	80,290,000
401	201185 00090	MICROBUS	ISUZU	LV 324 L	1991	1.085	72,000,000	78,120,000
402	201185 00091	MICROBUS	ISUZU	NHR 55	2007	1.085	114,000,000	123,690,000
403	201185 00091	MICROBUS	ISUZU	NHR 55	2006	1.085	111,000,000	120,435,000
404	201185 00091	MICROBUS	ISUZU	NHR 55	2005	1.085	103,000,000	111,755,000
405	201185 00091	MICROBUS	ISUZU	NHR 55	2004	1.085	97,000,000	105,245,000
406	201185 00091	MICROBUS	ISUZU	NHR 55	2003	1.085	95,000,000	103,075,000
407	201185 00091	MICROBUS	ISUZU	NHR 55	2002	1.085	92,000,000	99,820,000
408	201185 00091	MICROBUS	ISUZU	NHR 55	2001	1.085	85,000,000	92,225,000
409	201185 00091	MICROBUS	ISUZU	NHR 55	2000	1.085	73,000,000	79,205,000
410	201185 00091	MICROBUS	ISUZU	NHR 55	1999	1.085	61,000,000	66,185,000
411	201185 00091	MICROBUS	ISUZU	NHR 55	1998	1.085	52,000,000	56,420,000
412	201185 00091	MICROBUS	ISUZU	NHR 55	1997	1.085	45,000,000	48,825,000
413	201185 00091	MICROBUS	ISUZU	NHR 55	1996	1.085	38,000,000	41,230,000
414	201185 00091	MICROBUS	ISUZU	NHR 55	1995	1.085	35,000,000	37,975,000
415	201185 00091	MICROBUS	ISUZU	NHR 55	1980	1.085	33,000,000	35,805,000
416	201185 00092	MICROBUS	ISUZU	NHR 55 CO E2-1	2019	1.085	151,000,000	163,835,000
417	201185 00092	MICROBUS	ISUZU	NHR 55 CO E2-1	2018	1.085	144,000,000	156,240,000
418	201185 00092	MICROBUS	ISUZU	NHR 55 CO E2-1	2017	1.085	137,000,000	148,645,000
419	201185 00092	MICROBUS	ISUZU	NHR 55 CO E2-1	2016	1.085	131,000,000	142,135,000
420	201185 00092	MICROBUS	ISUZU	NHR 55 CO E2-1	2015	1.085	125,000,000	135,625,000
421	201185 00092	MICROBUS	ISUZU	NHR 55 CO E2-1	2014	1.085	119,000,000	129,115,000
422	201185 00092	MICROBUS	ISUZU	NHR 55 CO E2-1	2013	1.085	114,000,000	123,690,000
423	201185 00092	MICROBUS	ISUZU	NHR 55 CO E2-1	2012	1.085	109,000,000	118,265,000
424	201185 00092	MICROBUS	ISUZU	NHR 55 CO E2-1	2011	1.085	104,000,000	112,840,000
425	201185 00093	MICROBUS	ISUZU	NHR 55 E2	2015	1.085	192,000,000	208,320,000
426	201185 00093	MICROBUS	ISUZU	NHR 55 E2	2014	1.085	183,000,000	198,555,000
427	201185 00093	MICROBUS	ISUZU	NHR 55 E2	2013	1.085	173,000,000	187,705,000
428	201185 00093	MICROBUS	ISUZU	NHR 55 E2	2012	1.085	157,000,000	170,345,000
429	201185 00093	MICROBUS	ISUZU	NHR 55 E2	2011	1.085	143,000,000	155,155,000
430	201185 00093	MICROBUS	ISUZU	NHR 55 E2	2010	1.085	135,000,000	146,475,000
431	201185 00093	MICROBUS	ISUZU	NHR 55 E2	2009	1.085	127,000,000	137,795,000
432	201185 00093	MICROBUS	ISUZU	NHR 55 E2	2008	1.085	121,000,000	131,285,000
433	201185 00093	MICROBUS	ISUZU	NHR 55 E2	2007	1.085	111,000,000	120,435,000
434	201185 00093	MICROBUS	ISUZU	NHR 55 E2	2006	1.085	108,000,000	117,180,000
435	201185 00094	MICROBUS	ISUZU	NHR 55 E2 LWB	2015	1.085	198,000,000	214,830,000
436	201185 00094	MICROBUS	ISUZU	NHR 55 E2 LWB	2014	1.085	189,000,000	205,065,000
437	201185 00094	MICROBUS	ISUZU	NHR 55 E2 LWB	2013	1.085	180,000,000	195,300,000
438	201185 00094	MICROBUS	ISUZU	NHR 55 E2 LWB	2012	1.085	164,000,000	177,940,000
439	201185 00094	MICROBUS	ISUZU	NHR 55 E2 LWB	2011	1.085	149,000,000	161,665,000
440	201185 00094	MICROBUS	ISUZU	NHR 55 E2 LWB	2010	1.085	141,000,000	152,985,000
441	201185 00094	MICROBUS	ISUZU	NHR 55 E2 LWB	2009	1.085	133,000,000	144,305,000
442	201185 00095	MICROBUS	ISUZU	NKR 55	2007	1.085	114,000,000	123,690,000
443	201185 00096	MICROBUS	ISUZU	NKR 55 CO E2-1	2019	1.085	176,000,000	190,960,000
444	201185 00096	MICROBUS	ISUZU	NKR 55 CO E2-1	2018	1.085	168,000,000	182,280,000
445	201185 00096	MICROBUS	ISUZU	NKR 55 CO E2-1	2017	1.085	160,000,000	173,600,000
446	201185 00096	MICROBUS	ISUZU	NKR 55 CO E2-1	2016	1.085	152,000,000	164,920,000

NO	KODING	JENIS	MEREK	TIPE	TH BUAT	BOBOT	NJKB	DP PKB
1	2	3	4	5	6	7	8	9
447	201185 00096	MICROBUS	ISUZU	NKR 55 C0 E2-1	2015	1.085	145,000,000	157,325,000
448	201185 00096	MICROBUS	ISUZU	NKR 55 C0 E2-1	2014	1.085	138,000,000	149,730,000
449	201185 00096	MICROBUS	ISUZU	NKR 55 C0 E2-1	2013	1.085	132,000,000	143,220,000
450	201185 00096	MICROBUS	ISUZU	NKR 55 C0 E2-1	2012	1.085	126,000,000	136,710,000
451	201185 00096	MICROBUS	ISUZU	NKR 55 C0 E2-1	2011	1.085	120,000,000	130,200,000
452	201185 00097	MICROBUS	ISUZU	NKR 55 C0 E2-1 LWB	2019	1.085	186,000,000	201,810,000
453	201185 00097	MICROBUS	ISUZU	NKR 55 C0 E2-1 LWB	2018	1.085	177,000,000	192,045,000
454	201185 00097	MICROBUS	ISUZU	NKR 55 C0 E2-1 LWB	2017	1.085	169,000,000	183,365,000
455	201185 00097	MICROBUS	ISUZU	NKR 55 C0 E2-1 LWB	2016	1.085	161,000,000	174,685,000
456	201185 00097	MICROBUS	ISUZU	NKR 55 C0 E2-1 LWB	2015	1.085	153,000,000	166,005,000
457	201185 00097	MICROBUS	ISUZU	NKR 55 C0 E2-1 LWB	2014	1.085	146,000,000	158,410,000
458	201185 00097	MICROBUS	ISUZU	NKR 55 C0 E2-1 LWB	2013	1.085	139,000,000	150,815,000
459	201185 00097	MICROBUS	ISUZU	NKR 55 C0 E2-1 LWB	2012	1.085	133,000,000	144,305,000
460	201185 00097	MICROBUS	ISUZU	NKR 55 C0 E2-1 LWB	2011	1.085	127,000,000	137,795,000
461	201185 00098	MICROBUS	ISUZU	NKR 55 E12A	2015	1.085	196,000,000	212,660,000
462	201185 00098	MICROBUS	ISUZU	NKR 55 E12A	2014	1.085	187,000,000	202,895,000
463	201185 00098	MICROBUS	ISUZU	NKR 55 E12A	2013	1.085	177,000,000	192,045,000
464	201185 00098	MICROBUS	ISUZU	NKR 55 E12A	2012	1.085	161,000,000	174,685,000
465	201185 00098	MICROBUS	ISUZU	NKR 55 E12A	2011	1.085	146,000,000	158,410,000
466	201185 00098	MICROBUS	ISUZU	NKR 55 E12A	2010	1.085	138,000,000	149,730,000
467	201185 00098	MICROBUS	ISUZU	NKR 55 E12A	2009	1.085	130,000,000	141,050,000
468	201185 00098	MICROBUS	ISUZU	NKR 55 E12A	2008	1.085	126,000,000	136,710,000
469	201185 00098	MICROBUS	ISUZU	NKR 55 E12A	2007	1.085	124,000,000	134,540,000
470	201185 00098	MICROBUS	ISUZU	NKR 55 E12A	2006	1.085	121,000,000	131,285,000
471	201185 00099	MICROBUS	ISUZU	NKR 55 E12A LWB	2015	1.085	203,000,000	220,255,000
472	201185 00099	MICROBUS	ISUZU	NKR 55 E12A LWB	2014	1.085	193,000,000	209,405,000
473	201185 00099	MICROBUS	ISUZU	NKR 55 E12A LWB	2013	1.085	185,000,000	200,725,000
474	201185 00099	MICROBUS	ISUZU	NKR 55 E12A LWB	2012	1.085	168,000,000	182,280,000
475	201185 00099	MICROBUS	ISUZU	NKR 55 E12A LWB	2011	1.085	153,000,000	166,005,000
476	201185 00099	MICROBUS	ISUZU	NKR 55 E12A LWB	2010	1.085	144,000,000	156,240,000
477	201185 00099	MICROBUS	ISUZU	NKR 55 E12A LWB	2009	1.085	136,000,000	147,560,000
478	201185 00100	MICROBUS	ISUZU	NKR 55 L E2	2015	1.085	204,000,000	221,340,000
479	201185 00100	MICROBUS	ISUZU	NKR 55 L E2	2014	1.085	194,000,000	210,490,000
480	201185 00100	MICROBUS	ISUZU	NKR 55 L E2	2013	1.085	186,000,000	201,810,000
481	201185 00100	MICROBUS	ISUZU	NKR 55 L E2	2012	1.085	169,000,000	183,365,000
482	201185 00100	MICROBUS	ISUZU	NKR 55 L E2	2011	1.085	154,000,000	167,090,000
483	201185 00100	MICROBUS	ISUZU	NKR 55 L E2	2010	1.085	145,000,000	157,325,000
484	201185 00100	MICROBUS	ISUZU	NKR 55 L E2	2009	1.085	137,000,000	148,645,000
485	201185 00100	MICROBUS	ISUZU	NKR 55 L E2	2008	1.085	131,000,000	142,135,000
486	201185 00100	MICROBUS	ISUZU	NKR 55 L E2	2007	1.085	129,000,000	139,965,000
487	201185 00110	MICROBUS	ISUZU	NKR55 L EC E2-1	2015	1.085	212,000,000	230,020,000
488	201185 00110	MICROBUS	ISUZU	NKR55 L EC E2-1	2014	1.085	202,000,000	219,170,000
489	201185 00110	MICROBUS	ISUZU	NKR55 L EC E2-1	2013	1.085	191,000,000	207,235,000
490	201185 00110	MICROBUS	ISUZU	NKR55 L EC E2-1	2012	1.085	174,000,000	188,790,000
491	201185 00110	MICROBUS	ISUZU	NKR55 L EC E2-1	2011	1.085	158,000,000	171,430,000
492	201185 00101	MICROBUS	ISUZU	NKR 58	2004	1.085	112,000,000	121,520,000
493	201185 00101	MICROBUS	ISUZU	NKR 58	2003	1.085	109,000,000	118,265,000
494	201185 00101	MICROBUS	ISUZU	NKR 58	2002	1.085	95,000,000	103,075,000
495	201185 00101	MICROBUS	ISUZU	NKR 58	2001	1.085	88,000,000	95,480,000
496	201185 00101	MICROBUS	ISUZU	NKR 58	2000	1.085	80,000,000	86,800,000
497	201185 00101	MICROBUS	ISUZU	NKR 58	1999	1.085	69,000,000	74,865,000
498	201185 00101	MICROBUS	ISUZU	NKR 58	1998	1.085	58,000,000	62,930,000
499	201185 00101	MICROBUS	ISUZU	NKR 58	1997	1.085	49,000,000	53,165,000
500	201185 00101	MICROBUS	ISUZU	NKR 58	1996	1.085	41,000,000	44,485,000
501	201185 00101	MICROBUS	ISUZU	NKR 58	1995	1.085	38,000,000	41,230,000
502	201185 00102	MICROBUS	ISUZU	NKR 66	2005	1.085	117,000,000	126,945,000
503	201185 00102	MICROBUS	ISUZU	NKR 66	2004	1.085	112,000,000	121,520,000
504	201185 00102	MICROBUS	ISUZU	NKR 66	2003	1.085	109,000,000	118,265,000
505	201185 00102	MICROBUS	ISUZU	NKR 66	2002	1.085	101,000,000	109,585,000
506	201185 00102	MICROBUS	ISUZU	NKR 66	2001	1.085	94,000,000	101,990,000
507	201185 00102	MICROBUS	ISUZU	NKR 66	2000	1.085	79,000,000	85,715,000
508	201185 00102	MICROBUS	ISUZU	NKR 66	1999	1.085	70,000,000	75,950,000
509	201185 00102	MICROBUS	ISUZU	NKR 66	1998	1.085	63,000,000	68,355,000
510	201185 00102	MICROBUS	ISUZU	NKR 66	1997	1.085	53,000,000	57,505,000
511	201185 00102	MICROBUS	ISUZU	NKR 66	1996	1.085	50,000,000	54,250,000
512	201185 00102	MICROBUS	ISUZU	NKR 66	1995	1.085	42,000,000	45,570,000
513	201185 00103	MICROBUS	ISUZU	NKR 66-2	2005	1.085	105,000,000	113,925,000
514	201185 00103	MICROBUS	ISUZU	NKR 66-2	2004	1.085	101,000,000	109,585,000
515	201185 00103	MICROBUS	ISUZU	NKR 66-2	2003	1.085	99,000,000	107,415,000
516	201185 00103	MICROBUS	ISUZU	NKR 66-2	2002	1.085	96,000,000	104,160,000
517	201185 00103	MICROBUS	ISUZU	NKR 66-2	2001	1.085	89,000,000	96,565,000
518	201185 00103	MICROBUS	ISUZU	NKR 66-2	2000	1.085	75,000,000	81,375,000
519	201185 00104	MICROBUS	ISUZU	NKR 66L	2004	1.085	114,000,000	123,690,000
520	201185 00105	MICROBUS	ISUZU	NKR 71	2007	1.085	131,000,000	142,135,000
521	201185 00105	MICROBUS	ISUZU	NKR 71	2006	1.085	126,000,000	136,710,000
522	201185 00105	MICROBUS	ISUZU	NKR 71	2005	1.085	125,000,000	135,625,000
523	201185 00105	MICROBUS	ISUZU	NKR 71	2004	1.085	122,000,000	132,370,000
524	201185 00106	MICROBUS	ISUZU	NKR 71 E2	2015	1.085	216,000,000	234,360,000
525	201185 00106	MICROBUS	ISUZU	NKR 71 E2	2014	1.085	206,000,000	223,510,000
526	201185 00106	MICROBUS	ISUZU	NKR 71 E2	2013	1.085	195,000,000	211,575,000
527	201185 00106	MICROBUS	ISUZU	NKR 71 E2	2012	1.085	177,000,000	192,045,000
528	201185 00106	MICROBUS	ISUZU	NKR 71 E2	2011	1.085	161,000,000	174,685,000
529	201185 00106	MICROBUS	ISUZU	NKR 71 E2	2010	1.085	151,000,000	163,835,000
530	201185 00106	MICROBUS	ISUZU	NKR 71 E2	2009	1.085	142,000,000	154,070,000
531	201185 00106	MICROBUS	ISUZU	NKR 71 E2	2008	1.085	136,000,000	147,560,000
532	201185 00106	MICROBUS	ISUZU	NKR 71 E2	2007	1.085	131,000,000	142,135,000
533	201185 00106	MICROBUS	ISUZU	NKR 71 E2	2006	1.085	128,000,000	138,880,000
534	201185 00107	MICROBUS	ISUZU	NKR 71 E2-1 LWB B (4T)	2019	1.085	286,000,000	310,310,000
535	201185 00107	MICROBUS	ISUZU	NKR 71 E2-1 LWB B (4T)	2018	1.085	272,000,000	295,120,000
536	201185 00107	MICROBUS	ISUZU	NKR 71 E2-1 LWB B (4T)	2017	1.085	259,000,000	281,015,000

NO	KODING	JENIS	MERЕК	TIPE	TH BUAT	BOBOT	NJKB	DP PKB
1	2	3	4	5	6	7	8	9
537	201185 00107	MICROBUS	ISUZU	NKR 71 E2-1 LWB B (4T)	2016	1.085	247,000,000	267,995,000
538	201185 00111	MICROBUS	ISUZU	NKR71 E2-2 B	2016	1.085	169,000,000	183,365,000
539	201185 00112	MICROBUS	ISUZU	NKR71 EC E2-1	2015	1.085	182,000,000	197,470,000
540	201185 00112	MICROBUS	ISUZU	NKR71 EC E2-1	2014	1.085	173,000,000	187,705,000
541	201185 00112	MICROBUS	ISUZU	NKR71 EC E2-1	2013	1.085	163,000,000	176,855,000
542	201185 00112	MICROBUS	ISUZU	NKR71 EC E2-1	2012	1.085	156,000,000	169,260,000
543	201185 00112	MICROBUS	ISUZU	NKR71 EC E2-1	2011	1.085	147,000,000	159,495,000
544	201185 00113	MICROBUS	ISUZU	NKR71 EC E2-2	2015	1.085	185,000,000	200,725,000
545	201185 00113	MICROBUS	ISUZU	NKR71 EC E2-2	2014	1.085	176,000,000	190,960,000
546	201185 00113	MICROBUS	ISUZU	NKR71 EC E2-2	2013	1.085	166,000,000	180,110,000
547	201185 00113	MICROBUS	ISUZU	NKR71 EC E2-2	2012	1.085	159,000,000	172,515,000
548	201185 00114	MICROBUS	ISUZU	NKR71 EC E2-2 B	2015	1.085	209,000,000	226,765,000
549	201185 00108	MICROBUS	ISUZU	NKR 71 HD	2007	1.085	133,000,000	144,305,000
550	201185 00108	MICROBUS	ISUZU	NKR 71 HD	2006	1.085	130,000,000	141,050,000
551	201185 00108	MICROBUS	ISUZU	NKR 71 HD	2005	1.085	126,000,000	136,710,000
552	201185 00109	MICROBUS	ISUZU	NKR 77 CO	2016	1.085	180,000,000	195,300,000
553	201185 00109	MICROBUS	ISUZU	NKR 77 CO	2015	1.085	171,000,000	185,535,000
554	201185 00109	MICROBUS	ISUZU	NKR 77 CO	2014	1.085	162,000,000	175,770,000
555	201185 00115	MICROBUS	ISUZU	NLR 55B	2019	1.085	159,000,000	172,515,000
556	201185 00115	MICROBUS	ISUZU	NLR 55B	2018	1.085	152,000,000	164,920,000
557	201185 00115	MICROBUS	ISUZU	NLR 55B	2017	1.085	145,000,000	157,325,000
558	201185 00116	MICROBUS	ISUZU	NLR 55B LX	2019	1.085	173,000,000	187,705,000
559	201185 00116	MICROBUS	ISUZU	NLR 55B LX	2018	1.085	165,000,000	179,025,000
560	201185 00116	MICROBUS	ISUZU	NLR 55B LX	2017	1.085	157,000,000	170,345,000
561	201185 00117	MICROBUS	ISUZU	NLR 55BX	2019	1.085	163,000,000	176,855,000
562	201185 00117	MICROBUS	ISUZU	NLR 55BX	2018	1.085	155,000,000	168,175,000
563	201185 00117	MICROBUS	ISUZU	NLR 55BX	2017	1.085	148,000,000	160,580,000
564	201185 00118	MICROBUS	ISUZU	NLR 71B L	2019	1.085	177,000,000	192,045,000
565	201185 00118	MICROBUS	ISUZU	NLR 71B L	2018	1.085	169,000,000	183,365,000
566	201185 00118	MICROBUS	ISUZU	NLR 71B L	2017	1.085	161,000,000	174,685,000
567	201185 00119	MICROBUS	ISUZU	NPR / 6 BAN	1994	1.085	36,000,000	39,060,000
568	201185 00119	MICROBUS	ISUZU	NPR / 6 BAN	1993	1.085	31,000,000	33,635,000
569	201185 00119	MICROBUS	ISUZU	NPR / 6 BAN	1992	1.085	27,000,000	29,295,000
570	201185 00119	MICROBUS	ISUZU	NPR / 6 BAN	1991	1.085	25,000,000	27,125,000
571	201185 00119	MICROBUS	ISUZU	NPR / 6 BAN	1990	1.085	23,000,000	24,955,000
572	201185 00121	MICROBUS	ISUZU	NQR71 EC E2-1	2015	1.085	253,000,000	274,505,000
573	201185 00121	MICROBUS	ISUZU	NQR71 EC E2-1	2014	1.085	241,000,000	261,485,000
574	201185 00121	MICROBUS	ISUZU	NQR71 EC E2-1	2013	1.085	230,000,000	249,550,000
575	201185 00121	MICROBUS	ISUZU	NQR71 EC E2-1	2012	1.085	220,000,000	238,700,000
576	201185 00121	MICROBUS	ISUZU	NQR71 EC E2-1	2011	1.085	209,000,000	226,765,000
577	201185 00120	MICROBUS	ISUZU	NQR 71 EC E2-1 (XXI) (6.1)	2019	1.085	221,000,000	239,785,000
578	201185 00120	MICROBUS	ISUZU	NQR 71 EC E2-1 (XXI) (6.1)	2018	1.085	210,000,000	227,850,000
579	201185 00120	MICROBUS	ISUZU	NQR 71 EC E2-1 (XXI) (6.1)	2017	1.085	200,000,000	217,000,000
580	201185 00120	MICROBUS	ISUZU	NQR 71 EC E2-1 (XXI) (6.1)	2016	1.085	190,000,000	206,150,000
581	201185 00516	MICROBUS	ISUZU	NQR 81B	2019	1.085	221,000,000	239,785,000
582	201185 00122	MICROBUS	ISUZU	P-BL 36, 4500CC	1992	1.085	44,000,000	47,740,000
583	201185 00123	MICROBUS	ISUZU	SLI-BUS	2018	1.085	66,000,000	71,610,000
584	201185 00123	MICROBUS	ISUZU	SLI-BUS	2017	1.085	65,000,000	70,525,000
585	201185 00123	MICROBUS	ISUZU	SLI-BUS	2016	1.085	64,000,000	69,440,000
586	201185 00123	MICROBUS	ISUZU	SLI-BUS	2015	1.085	63,000,000	68,355,000
587	201185 00123	MICROBUS	ISUZU	SLI-BUS	2014	1.085	62,000,000	67,270,000
588	201185 00123	MICROBUS	ISUZU	SLI-BUS	2013	1.085	61,000,000	66,185,000
589	201185 00123	MICROBUS	ISUZU	SLI-BUS	2012	1.085	60,000,000	65,100,000
590	201185 00123	MICROBUS	ISUZU	SLI-BUS	2011	1.085	59,000,000	64,015,000
591	201185 00124	MICROBUS	ISUZU	TLD 24 C BISON 2.400CC	1995	1.085	32,000,000	34,720,000
592	201185 00124	MICROBUS	ISUZU	TLD 24 C BISON 2.400CC	1994	1.085	29,000,000	31,465,000
593	201185 00124	MICROBUS	ISUZU	TLD 24 C BISON 2.400CC	1993	1.085	27,000,000	29,295,000
594	201185 00124	MICROBUS	ISUZU	TLD 24 C BISON 2.400CC	1992	1.085	25,000,000	27,125,000
595	201185 00124	MICROBUS	ISUZU	TLD 24 C BISON 2.400CC	1991	1.085	24,000,000	26,040,000
596	201185 00124	MICROBUS	ISUZU	TLD 24 C BISON 2.400CC	1990	1.085	22,000,000	23,870,000
597	201185 00124	MICROBUS	ISUZU	TLD 24 C BISON 2.400CC	1989	1.085	21,000,000	22,785,000
598	201185 00124	MICROBUS	ISUZU	TLD 24 C BISON 2.400CC	1980	1.085	12,000,000	13,020,000
599	201185 00125	MICROBUS	ISUZU	TLD 24 S BISON 2.400CC	1995	1.085	31,000,000	33,635,000
600	201185 00125	MICROBUS	ISUZU	TLD 24 S BISON 2.400CC	1994	1.085	27,000,000	29,295,000
601	201185 00125	MICROBUS	ISUZU	TLD 24 S BISON 2.400CC	1993	1.085	25,000,000	27,125,000
602	201185 00125	MICROBUS	ISUZU	TLD 24 S BISON 2.400CC	1992	1.085	24,000,000	26,040,000
603	201185 00125	MICROBUS	ISUZU	TLD 24 S BISON 2.400CC	1991	1.085	22,000,000	23,870,000
604	201185 00125	MICROBUS	ISUZU	TLD 24 S BISON 2.400CC	1990	1.085	21,000,000	22,785,000
605	201185 00125	MICROBUS	ISUZU	TLD 24 S BISON 2.400CC	1989	1.085	19,000,000	20,615,000
606	201185 00125	MICROBUS	ISUZU	TLD 24 S BISON 2.400CC	1980	1.085	12,000,000	13,020,000
607	201185 00126	MICROBUS	ISUZU	TLD 53	1980	1.085	5,800,000	6,293,000
608	201185 00127	MICROBUS	ISUZU	TLD 53 Y	1980	1.085	8,600,000	9,331,000
609	201185 00128	MICROBUS	ISUZU	TLD 54	1980	1.085	8,600,000	9,331,000
610	201185 00129	MICROBUS	ISUZU	TLD 56, 6 BAN	1994	1.085	33,000,000	35,805,000
611	201185 00129	MICROBUS	ISUZU	TLD 56, 6 BAN	1993	1.085	30,000,000	32,550,000
612	201185 00129	MICROBUS	ISUZU	TLD 56, 6 BAN	1992	1.085	28,000,000	30,380,000
613	201185 00129	MICROBUS	ISUZU	TLD 56, 6 BAN	1991	1.085	26,000,000	28,210,000
614	201185 00129	MICROBUS	ISUZU	TLD 56, 6 BAN	1990	1.085	24,000,000	26,040,000
615	201185 00129	MICROBUS	ISUZU	TLD 56, 6 BAN	1989	1.085	22,000,000	23,870,000
616	201185 00129	MICROBUS	ISUZU	TLD 56, 6 BAN	1988	1.085	20,000,000	21,700,000
617	201185 00129	MICROBUS	ISUZU	TLD 56, 6 BAN	1987	1.085	19,000,000	20,615,000
618	201185 00129	MICROBUS	ISUZU	TLD 56, 6 BAN	1986	1.085	17,000,000	18,445,000
619	201185 00129	MICROBUS	ISUZU	TLD 56, 6 BAN	1985	1.085	16,000,000	17,360,000
620	201185 00129	MICROBUS	ISUZU	TLD 56, 6 BAN	1984	1.085	15,000,000	16,275,000
621	201185 00130	MICROBUS	ISUZU	TLD 58, 6 BAN	2004	1.085	94,000,000	101,990,000
622	201185 00130	MICROBUS	ISUZU	TLD 58, 6 BAN	2003	1.085	92,000,000	99,820,000
623	201185 00130	MICROBUS	ISUZU	TLD 58, 6 BAN	2002	1.085	90,000,000	97,650,000
624	201185 00130	MICROBUS	ISUZU	TLD 58, 6 BAN	2001	1.085	88,000,000	95,480,000
625	201185 00130	MICROBUS	ISUZU	TLD 58, 6 BAN	2000	1.085	75,000,000	81,375,000
626	201185 00130	MICROBUS	ISUZU	TLD 58, 6 BAN	1999	1.085	62,000,000	67,270,000

NO	KODING	JENIS	MEREK	TIPE	TH BUAT	BOBOT	NJKB	DP PKB
1	2	3	4	5	6	7	8	9
627	201185 00130	MICROBUS	ISUZU	TLD 58, 6 BAN	1998	1.085	58,000,000	62,930,000
628	201185 00130	MICROBUS	ISUZU	TLD 58, 6 BAN	1997	1.085	54,000,000	58,590,000
629	201185 00130	MICROBUS	ISUZU	TLD 58, 6 BAN	1996	1.085	49,000,000	53,165,000
630	201185 00130	MICROBUS	ISUZU	TLD 58, 6 BAN	1995	1.085	44,000,000	47,740,000
631	201185 00130	MICROBUS	ISUZU	TLD 58, 6 BAN	1994	1.085	37,000,000	40,145,000
632	201185 00130	MICROBUS	ISUZU	TLD 58, 6 BAN	1993	1.085	36,000,000	39,060,000
633	201185 00130	MICROBUS	ISUZU	TLD 58, 6 BAN	1992	1.085	35,000,000	37,975,000
634	201185 00130	MICROBUS	ISUZU	TLD 58, 6 BAN	1991	1.085	28,000,000	30,380,000
635	201185 00130	MICROBUS	ISUZU	TLD 58, 6 BAN	1990	1.085	26,000,000	28,210,000
636	201185 00130	MICROBUS	ISUZU	TLD 58, 6 BAN	1989	1.085	25,000,000	27,125,000
637	201185 00130	MICROBUS	ISUZU	TLD 58, 6 BAN	1988	1.085	24,000,000	26,040,000
638	201185 00130	MICROBUS	ISUZU	TLD 58, 6 BAN	1987	1.085	22,000,000	23,870,000
639	201185 00130	MICROBUS	ISUZU	TLD 58, 6 BAN	1986	1.085	20,000,000	21,700,000
640	201185 00130	MICROBUS	ISUZU	TLD 58, 6 BAN	1985	1.085	18,000,000	19,530,000
641	201185 00130	MICROBUS	ISUZU	TLD 58, 6 BAN	1984	1.085	16,000,000	17,360,000
642	201215 00097	MICROBUS	KIA	K 2700	2019	1.085	140,000,000	151,900,000
643	201215 00097	MICROBUS	KIA	K 2700	2016	1.085	119,000,000	129,115,000
644	201215 00097	MICROBUS	KIA	K 2700	2015	1.085	114,000,000	123,690,000
645	201215 00097	MICROBUS	KIA	K 2700	2014	1.085	109,000,000	118,265,000
646	201215 00097	MICROBUS	KIA	K 2700	2013	1.085	104,000,000	112,840,000
647	201215 00097	MICROBUS	KIA	K 2700	2012	1.085	99,000,000	107,415,000
648	201215 00097	MICROBUS	KIA	K 2700	2011	1.085	95,000,000	103,075,000
649	201215 00097	MICROBUS	KIA	K 2700	2010	1.085	91,000,000	98,735,000
650	201215 00097	MICROBUS	KIA	K 2700	2009	1.085	87,000,000	94,395,000
651	201215 00097	MICROBUS	KIA	K 2700	2008	1.085	83,000,000	90,055,000
652	201215 00097	MICROBUS	KIA	K 2700	2007	1.085	79,000,000	85,715,000
653	201215 00097	MICROBUS	KIA	K 2700	2006	1.085	76,000,000	82,460,000
654	201215 00098	MICROBUS	KIA	POWER COMBI	2004	1.085	125,000,000	135,625,000
655	201215 00098	MICROBUS	KIA	POWER COMBI	2003	1.085	123,000,000	133,455,000
656	201215 00098	MICROBUS	KIA	POWER COMBI	2002	1.085	120,000,000	130,200,000
657	201215 00098	MICROBUS	KIA	POWER COMBI	2001	1.085	115,000,000	124,775,000
658	201247 00001	MICROBUS	MAN	25310 HOCL	2002	1.085	241,000,000	261,485,000
659	201253 00196	MICROBUS	MAZDA	E 2700CC (EKS LIGHT TRUCK)	1980	1.085	11,500,000	12,477,500
660	201253 00197	MICROBUS	MAZDA	T 3000 D	1986	1.085	14,000,000	15,190,000
661	201253 00197	MICROBUS	MAZDA	T 3000 D	1985	1.085	13,000,000	14,105,000
662	201253 00197	MICROBUS	MAZDA	T 3000 D	1984	1.085	12,000,000	13,020,000
663	201253 00197	MICROBUS	MAZDA	T 3000 D	1983	1.085	11,000,000	11,935,000
664	201253 00198	MICROBUS	MAZDA	T 4000 EKS LIGHT TRUCK	1993	1.085	25,000,000	27,125,000
665	201253 00198	MICROBUS	MAZDA	T 4000 EKS LIGHT TRUCK	1992	1.085	23,000,000	24,955,000
666	201253 00198	MICROBUS	MAZDA	T 4000 EKS LIGHT TRUCK	1991	1.085	22,000,000	23,870,000
667	201253 00199	MICROBUS	MAZDA	TYPE E3000	1980	1.085	9,600,000	10,416,000
668	201255 00535	MICROBUS	MERCEDES BENZ	406/29	1980	1.085	10,800,000	11,718,000
669	201255 00536	MICROBUS	MERCEDES BENZ	500	2004	1.085	148,000,000	160,580,000
670	201255 00536	MICROBUS	MERCEDES BENZ	500	2003	1.085	146,000,000	158,410,000
671	201255 00536	MICROBUS	MERCEDES BENZ	500	2002	1.085	142,000,000	154,070,000
672	201255 00536	MICROBUS	MERCEDES BENZ	500	2001	1.085	138,000,000	149,730,000
673	201255 00536	MICROBUS	MERCEDES BENZ	500	2000	1.085	124,000,000	134,540,000
674	201255 00536	MICROBUS	MERCEDES BENZ	500	1999	1.085	118,000,000	128,030,000
675	201255 00539	MICROBUS	MERCEDES BENZ	508/36 I	1991	1.085	33,000,000	35,805,000
676	201255 00539	MICROBUS	MERCEDES BENZ	508/36 I	1982	1.085	25,000,000	27,125,000
677	201255 00537	MICROBUS	MERCEDES BENZ	508 D	1980	1.085	26,000,000	28,210,000
678	201255 00538	MICROBUS	MERCEDES BENZ	508 I	1990	1.085	32,000,000	34,720,000
679	201255 00538	MICROBUS	MERCEDES BENZ	508 I	1989	1.085	31,000,000	33,635,000
680	201255 00538	MICROBUS	MERCEDES BENZ	508 I	1988	1.085	29,000,000	31,465,000
681	201255 00538	MICROBUS	MERCEDES BENZ	508 I	1987	1.085	26,000,000	28,210,000
682	201255 00538	MICROBUS	MERCEDES BENZ	508 I	1986	1.085	25,000,000	27,125,000
683	201255 00538	MICROBUS	MERCEDES BENZ	508 I	1985	1.085	22,000,000	23,870,000
684	201255 00540	MICROBUS	MERCEDES BENZ	700	1997	1.085	79,000,000	85,715,000
685	201255 00540	MICROBUS	MERCEDES BENZ	700	1996	1.085	70,000,000	75,950,000
686	201255 00540	MICROBUS	MERCEDES BENZ	700	1995	1.085	59,000,000	64,015,000
687	201255 00540	MICROBUS	MERCEDES BENZ	700	1994	1.085	49,000,000	53,165,000
688	201255 00541	MICROBUS	MERCEDES BENZ	700 ATL	1997	1.085	79,000,000	85,715,000
689	201255 00541	MICROBUS	MERCEDES BENZ	700 ATL	1996	1.085	70,000,000	75,950,000
690	201255 00541	MICROBUS	MERCEDES BENZ	700 ATL	1995	1.085	59,000,000	64,015,000
691	201255 00541	MICROBUS	MERCEDES BENZ	700 ATL	1994	1.085	49,000,000	53,165,000
692	201255 00542	MICROBUS	MERCEDES BENZ	800 ATL	1997	1.085	94,000,000	101,990,000
693	201255 00543	MICROBUS	MERCEDES BENZ	L 508/35, 3.782CC	1984	1.085	24,000,000	26,040,000
694	201255 00543	MICROBUS	MERCEDES BENZ	L 508/35, 3.782CC	1983	1.085	22,000,000	23,870,000
695	201255 00543	MICROBUS	MERCEDES BENZ	L 508/35, 3.782CC	1982	1.085	20,000,000	21,700,000
696	201255 00543	MICROBUS	MERCEDES BENZ	L 508/35, 3.782CC	1981	1.085	19,000,000	20,615,000
697	201255 00543	MICROBUS	MERCEDES BENZ	L 508/35, 3.782CC	1980	1.085	14,400,000	15,624,000
698	201255 00544	MICROBUS	MERCEDES BENZ	L 911/42	1980	1.085	15,500,000	16,817,500
699	201255 00545	MICROBUS	MERCEDES BENZ	MB 500/OM 364	2004	1.085	90,000,000	97,650,000
700	201255 00545	MICROBUS	MERCEDES BENZ	MB 500/OM 364	2003	1.085	88,000,000	95,480,000
701	201255 00545	MICROBUS	MERCEDES BENZ	MB 500/OM 364	2002	1.085	86,000,000	93,310,000
702	201255 00547	MICROBUS	MERCEDES BENZ	MB 800/32	2005	1.085	208,000,000	225,680,000
703	201255 00547	MICROBUS	MERCEDES BENZ	MB 800/32	2004	1.085	191,000,000	207,235,000
704	201255 00546	MICROBUS	MERCEDES BENZ	MB 800 ATL	2004	1.085	194,000,000	210,490,000
705	201255 00546	MICROBUS	MERCEDES BENZ	MB 800 ATL	2003	1.085	192,000,000	208,320,000
706	201255 00546	MICROBUS	MERCEDES BENZ	MB 800 ATL	2002	1.085	187,000,000	202,895,000
707	201255 00546	MICROBUS	MERCEDES BENZ	MB 800 ATL	2001	1.085	172,000,000	186,620,000
708	201255 00548	MICROBUS	MERCEDES BENZ	MBO 700	1997	1.085	79,000,000	85,715,000
709	201255 00548	MICROBUS	MERCEDES BENZ	MBO 700	1996	1.085	70,000,000	75,950,000
710	201255 00548	MICROBUS	MERCEDES BENZ	MBO 700	1995	1.085	59,000,000	64,015,000
711	201255 00548	MICROBUS	MERCEDES BENZ	MBO 700	1994	1.085	49,000,000	53,165,000
712	201255 00549	MICROBUS	MERCEDES BENZ	MBO 800	2006	1.085	213,000,000	231,105,000
713	201255 00549	MICROBUS	MERCEDES BENZ	MBO 800	2005	1.085	197,000,000	213,745,000
714	201255 00549	MICROBUS	MERCEDES BENZ	MBO 800	2004	1.085	192,000,000	208,320,000
715	201255 00549	MICROBUS	MERCEDES BENZ	MBO 800	2003	1.085	189,000,000	205,065,000
716	201255 00549	MICROBUS	MERCEDES BENZ	MBO 800	2002	1.085	184,000,000	199,640,000

NO	KODING	JENIS	MEREK	TIPE	TH BUAT	BOBOT	NJKB	DP PKB
1	2	3	4	5	6	7	8	9
717	201255 00549	MICROBUS	MERCEDES BENZ	MBO 800	2001	1.085	170,000,000	184,450,000
718	201255 00549	MICROBUS	MERCEDES BENZ	MBO 800	2000	1.085	145,000,000	157,325,000
719	201255 00549	MICROBUS	MERCEDES BENZ	MBO 800	1999	1.085	123,000,000	133,455,000
720	201255 00549	MICROBUS	MERCEDES BENZ	MBO 800	1998	1.085	105,000,000	113,925,000
721	201255 00550	MICROBUS	MERCEDES BENZ	MBO 800 ATL	2000	1.085	152,000,000	164,920,000
722	201255 00550	MICROBUS	MERCEDES BENZ	MBO 800 ATL	1999	1.085	126,000,000	136,710,000
723	201255 00550	MICROBUS	MERCEDES BENZ	MBO 800 ATL	1998	1.085	108,000,000	117,180,000
724	201255 00551	MICROBUS	MERCEDES BENZ	OF 8000/42	2006	1.085	242,000,000	262,570,000
725	201255 00551	MICROBUS	MERCEDES BENZ	OF 8000/42	2005	1.085	238,000,000	258,230,000
726	201255 00551	MICROBUS	MERCEDES BENZ	OF 8000/42	2004	1.085	211,000,000	228,935,000
727	201255 00551	MICROBUS	MERCEDES BENZ	OF 8000/42	2003	1.085	196,000,000	212,660,000
728	201255 00551	MICROBUS	MERCEDES BENZ	OF 8000/42	2002	1.085	192,000,000	208,320,000
729	201261 00219	MICROBUS	MITSUBISHI	COLT DIESEL FE 71 BC (4X2) M/T	2019	1.085	197,000,000	213,745,000
730	201261 00219	MICROBUS	MITSUBISHI	COLT DIESEL FE 71 BC (4X2) M/T	2018	1.085	188,000,000	203,980,000
731	201261 00219	MICROBUS	MITSUBISHI	COLT DIESEL FE 71 BC (4X2) M/T	2017	1.085	179,000,000	194,215,000
732	201261 00219	MICROBUS	MITSUBISHI	COLT DIESEL FE 71 BC (4X2) M/T	2016	1.085	171,000,000	185,535,000
733	201261 00219	MICROBUS	MITSUBISHI	COLT DIESEL FE 71 BC (4X2) M/T	2015	1.085	163,000,000	176,855,000
734	201261 00219	MICROBUS	MITSUBISHI	COLT DIESEL FE 71 BC (4X2) M/T	2014	1.085	155,000,000	168,175,000
735	201261 00219	MICROBUS	MITSUBISHI	COLT DIESEL FE 71 BC (4X2) M/T	2013	1.085	148,000,000	160,580,000
736	201261 00219	MICROBUS	MITSUBISHI	COLT DIESEL FE 71 BC (4X2) M/T	2012	1.085	141,000,000	152,985,000
737	201261 00219	MICROBUS	MITSUBISHI	COLT DIESEL FE 71 BC (4X2) M/T	2011	1.085	134,000,000	145,390,000
738	201261 00219	MICROBUS	MITSUBISHI	COLT DIESEL FE 71 BC (4X2) M/T	2010	1.085	128,000,000	138,880,000
739	201261 00219	MICROBUS	MITSUBISHI	COLT DIESEL FE 71 BC (4X2) M/T	2009	1.085	122,000,000	132,370,000
740	201261 00219	MICROBUS	MITSUBISHI	COLT DIESEL FE 71 BC (4X2) M/T	2008	1.085	116,000,000	125,860,000
741	201261 00219	MICROBUS	MITSUBISHI	COLT DIESEL FE 71 BC (4X2) M/T	2007	1.085	111,000,000	120,435,000
742	201261 00224	MICROBUS	MITSUBISHI	COLT DIESEL FE71L BC NC (4X2) M/T	2019	1.085	209,000,000	226,765,000
743	201261 00224	MICROBUS	MITSUBISHI	COLT DIESEL FE71L BC NC (4X2) M/T	2018	1.085	199,000,000	215,915,000
744	201261 00220	MICROBUS	MITSUBISHI	COLT DIESEL FE 71 LONG BC	2018	1.085	209,000,000	226,765,000
745	201261 00220	MICROBUS	MITSUBISHI	COLT DIESEL FE 71 LONG BC	2017	1.085	157,000,000	170,345,000
746	201261 00220	MICROBUS	MITSUBISHI	COLT DIESEL FE 71 LONG BC	2016	1.085	154,000,000	167,090,000
747	201261 00221	MICROBUS	MITSUBISHI	COLT DIESEL FE 71 LONG BC (4X2) M/T	2019	1.085	209,000,000	226,765,000
748	201261 00221	MICROBUS	MITSUBISHI	COLT DIESEL FE 71 LONG BC (4X2) M/T	2015	1.085	168,000,000	182,280,000
749	201261 00221	MICROBUS	MITSUBISHI	COLT DIESEL FE 71 LONG BC (4X2) M/T	2014	1.085	160,000,000	173,600,000
750	201261 00222	MICROBUS	MITSUBISHI	COLT DIESEL FE 83 BC (4X2) M/T	2019	1.085	244,000,000	264,740,000
751	201261 00222	MICROBUS	MITSUBISHI	COLT DIESEL FE 83 BC (4X2) M/T	2018	1.085	232,000,000	251,720,000
752	201261 00222	MICROBUS	MITSUBISHI	COLT DIESEL FE 83 BC (4X2) M/T	2017	1.085	221,000,000	239,785,000
753	201261 00222	MICROBUS	MITSUBISHI	COLT DIESEL FE 83 BC (4X2) M/T	2016	1.085	210,000,000	227,850,000
754	201261 00222	MICROBUS	MITSUBISHI	COLT DIESEL FE 83 BC (4X2) M/T	2015	1.085	200,000,000	217,000,000
755	201261 00222	MICROBUS	MITSUBISHI	COLT DIESEL FE 83 BC (4X2) M/T	2014	1.085	190,000,000	206,150,000
756	201261 00222	MICROBUS	MITSUBISHI	COLT DIESEL FE 83 BC (4X2) M/T	2013	1.085	181,000,000	196,385,000
757	201261 00222	MICROBUS	MITSUBISHI	COLT DIESEL FE 83 BC (4X2) M/T	2012	1.085	172,000,000	186,620,000
758	201261 00222	MICROBUS	MITSUBISHI	COLT DIESEL FE 83 BC (4X2) M/T	2011	1.085	164,000,000	177,940,000
759	201261 00222	MICROBUS	MITSUBISHI	COLT DIESEL FE 83 BC (4X2) M/T	2010	1.085	156,000,000	169,260,000
760	201261 00222	MICROBUS	MITSUBISHI	COLT DIESEL FE 83 BC (4X2) M/T	2009	1.085	149,000,000	161,665,000
761	201261 00222	MICROBUS	MITSUBISHI	COLT DIESEL FE 83 BC (4X2) M/T	2008	1.085	142,000,000	154,070,000
762	201261 00222	MICROBUS	MITSUBISHI	COLT DIESEL FE 83 BC (4X2) M/T	2007	1.085	135,000,000	146,475,000
763	201261 00223	MICROBUS	MITSUBISHI	COLT DIESEL FE 84G BC (4X2) M/T	2019	1.085	257,000,000	278,845,000
764	201261 00223	MICROBUS	MITSUBISHI	COLT DIESEL FE 84G BC (4X2) M/T	2018	1.085	245,000,000	265,825,000
765	201261 00223	MICROBUS	MITSUBISHI	COLT DIESEL FE 84G BC (4X2) M/T	2017	1.085	233,000,000	252,805,000
766	201261 00223	MICROBUS	MITSUBISHI	COLT DIESEL FE 84G BC (4X2) M/T	2016	1.085	222,000,000	240,870,000
767	201261 00223	MICROBUS	MITSUBISHI	COLT DIESEL FE 84G BC (4X2) M/T	2015	1.085	211,000,000	228,935,000
768	201261 00223	MICROBUS	MITSUBISHI	COLT DIESEL FE 84G BC (4X2) M/T	2014	1.085	201,000,000	218,085,000
769	201261 00223	MICROBUS	MITSUBISHI	COLT DIESEL FE 84G BC (4X2) M/T	2013	1.085	191,000,000	207,235,000
770	201261 00223	MICROBUS	MITSUBISHI	COLT DIESEL FE 84G BC (4X2) M/T	2012	1.085	182,000,000	197,470,000
771	201261 00223	MICROBUS	MITSUBISHI	COLT DIESEL FE 84G BC (4X2) M/T	2011	1.085	173,000,000	187,705,000
772	201261 00223	MICROBUS	MITSUBISHI	COLT DIESEL FE 84G BC (4X2) M/T	2010	1.085	165,000,000	179,025,000
773	201261 00223	MICROBUS	MITSUBISHI	COLT DIESEL FE 84G BC (4X2) M/T	2009	1.085	157,000,000	170,345,000
774	201261 00223	MICROBUS	MITSUBISHI	COLT DIESEL FE 84G BC (4X2) M/T	2008	1.085	150,000,000	162,750,000
775	201261 00223	MICROBUS	MITSUBISHI	COLT DIESEL FE 84G BC (4X2) M/T	2007	1.085	143,000,000	155,155,000
776	201261 00225	MICROBUS	MITSUBISHI	COLT FE 104 4 BAN (EKS LIGHT TRUCK)	1980	1.085	10,500,000	11,392,500
777	201261 00226	MICROBUS	MITSUBISHI	COLT FE 111 E (EKS LIGHT TRUCK)	1980	1.085	10,500,000	11,392,500
778	201261 00227	MICROBUS	MITSUBISHI	COLT FE 111 EZRY (EKS LIGHT TRUCK)	1980	1.085	10,500,000	11,392,500
779	201261 00229	MICROBUS	MITSUBISHI	FE 101, 3298CC (BOX)	1980	1.085	18,000,000	19,530,000
780	201261 00228	MICROBUS	MITSUBISHI	FE 101 BRY 4 BAN (EKS LIGHT TRUCK)	1998	1.085	60,000,000	65,100,000
781	201261 00228	MICROBUS	MITSUBISHI	FE 101 BRY 4 BAN (EKS LIGHT TRUCK)	1997	1.085	53,000,000	57,505,000
782	201261 00228	MICROBUS	MITSUBISHI	FE 101 BRY 4 BAN (EKS LIGHT TRUCK)	1996	1.085	44,000,000	47,740,000
783	201261 00228	MICROBUS	MITSUBISHI	FE 101 BRY 4 BAN (EKS LIGHT TRUCK)	1995	1.085	34,000,000	36,890,000
784	201261 00228	MICROBUS	MITSUBISHI	FE 101 BRY 4 BAN (EKS LIGHT TRUCK)	1994	1.085	32,000,000	34,720,000
785	201261 00228	MICROBUS	MITSUBISHI	FE 101 BRY 4 BAN (EKS LIGHT TRUCK)	1993	1.085	30,000,000	32,550,000
786	201261 00228	MICROBUS	MITSUBISHI	FE 101 BRY 4 BAN (EKS LIGHT TRUCK)	1992	1.085	28,000,000	30,380,000
787	201261 00228	MICROBUS	MITSUBISHI	FE 101 BRY 4 BAN (EKS LIGHT TRUCK)	1991	1.085	26,000,000	28,210,000
788	201261 00228	MICROBUS	MITSUBISHI	FE 101 BRY 4 BAN (EKS LIGHT TRUCK)	1990	1.085	24,000,000	26,040,000
789	201261 00228	MICROBUS	MITSUBISHI	FE 101 BRY 4 BAN (EKS LIGHT TRUCK)	1989	1.085	23,000,000	24,955,000
790	201261 00228	MICROBUS	MITSUBISHI	FE 101 BRY 4 BAN (EKS LIGHT TRUCK)	1988	1.085	21,000,000	22,785,000
791	201261 00228	MICROBUS	MITSUBISHI	FE 101 BRY 4 BAN (EKS LIGHT TRUCK)	1987	1.085	20,000,000	21,700,000
792	201261 00228	MICROBUS	MITSUBISHI	FE 101 BRY 4 BAN (EKS LIGHT TRUCK)	1986	1.085	19,000,000	20,615,000
793	201261 00228	MICROBUS	MITSUBISHI	FE 101 BRY 4 BAN (EKS LIGHT TRUCK)	1985	1.085	18,000,000	19,530,000
794	201261 00228	MICROBUS	MITSUBISHI	FE 101 BRY 4 BAN (EKS LIGHT TRUCK)	1984	1.085	17,000,000	18,445,000
795	201261 00228	MICROBUS	MITSUBISHI	FE 101 BRY 4 BAN (EKS LIGHT TRUCK)	1983	1.085	16,000,000	17,360,000
796	201261 00228	MICROBUS	MITSUBISHI	FE 101 BRY 4 BAN (EKS LIGHT TRUCK)	1982	1.085	14,000,000	15,190,000
797	201261 00228	MICROBUS	MITSUBISHI	FE 101 BRY 4 BAN (EKS LIGHT TRUCK)	1981	1.085	13,000,000	14,105,000
798	201261 00228	MICROBUS	MITSUBISHI	FE 101 BRY 4 BAN (EKS LIGHT TRUCK)	1980	1.085	10,500,000	11,392,500
799	201261 00231	MICROBUS	MITSUBISHI	FE 104, 3298CC	1998	1.085	62,000,000	67,270,000
800	201261 00231	MICROBUS	MITSUBISHI	FE 104, 3298CC	1997	1.085	55,000,000	59,675,000
801	201261 00231	MICROBUS	MITSUBISHI	FE 104, 3298CC	1996	1.085	46,000,000	49,910,000
802	201261 00231	MICROBUS	MITSUBISHI	FE 104, 3298CC	1995	1.085	36,000,000	39,060,000
803	201261 00231	MICROBUS	MITSUBISHI	FE 104, 3298CC	1994	1.085	34,000,000	36,890,000
804	201261 00231	MICROBUS	MITSUBISHI	FE 104, 3298CC	1993	1.085	32,000,000	34,720,000
805	201261 00231	MICROBUS	MITSUBISHI	FE 104, 3298CC	1992	1.085	30,000,000	32,550,000
806	201261 00231	MICROBUS	MITSUBISHI	FE 104, 3298CC	1991	1.085	27,000,000	29,295,000

NO	KODING	JENIS	MEREK	TIPE	TH BUAT	BOBOT	NJKB	DP PKB
1	2	3	4	5	6	7	8	9
807	201261 00231	MICROBUS	MITSUBISHI	FE 104, 3298CC	1990	1.085	26,000,000	28,210,000
808	201261 00231	MICROBUS	MITSUBISHI	FE 104, 3298CC	1989	1.085	25,000,000	27,125,000
809	201261 00231	MICROBUS	MITSUBISHI	FE 104, 3298CC	1988	1.085	23,000,000	24,955,000
810	201261 00231	MICROBUS	MITSUBISHI	FE 104, 3298CC	1987	1.085	21,000,000	22,785,000
811	201261 00231	MICROBUS	MITSUBISHI	FE 104, 3298CC	1986	1.085	20,000,000	21,700,000
812	201261 00231	MICROBUS	MITSUBISHI	FE 104, 3298CC	1985	1.085	18,000,000	19,530,000
813	201261 00231	MICROBUS	MITSUBISHI	FE 104, 3298CC	1984	1.085	17,000,000	18,445,000
814	201261 00231	MICROBUS	MITSUBISHI	FE 104, 3298CC	1983	1.085	16,000,000	17,360,000
815	201261 00231	MICROBUS	MITSUBISHI	FE 104, 3298CC	1982	1.085	14,000,000	15,190,000
816	201261 00231	MICROBUS	MITSUBISHI	FE 104, 3298CC	1981	1.085	13,000,000	14,105,000
817	201261 00231	MICROBUS	MITSUBISHI	FE 104, 3298CC	1980	1.085	12,000,000	13,020,000
818	201261 00230	MICROBUS	MITSUBISHI	FE 104 4 BAN (EKS LIGHT TRUCK)	1998	1.085	62,000,000	67,270,000
819	201261 00230	MICROBUS	MITSUBISHI	FE 104 4 BAN (EKS LIGHT TRUCK)	1997	1.085	55,000,000	59,675,000
820	201261 00230	MICROBUS	MITSUBISHI	FE 104 4 BAN (EKS LIGHT TRUCK)	1996	1.085	46,000,000	49,910,000
821	201261 00230	MICROBUS	MITSUBISHI	FE 104 4 BAN (EKS LIGHT TRUCK)	1995	1.085	36,000,000	39,060,000
822	201261 00230	MICROBUS	MITSUBISHI	FE 104 4 BAN (EKS LIGHT TRUCK)	1994	1.085	34,000,000	36,890,000
823	201261 00230	MICROBUS	MITSUBISHI	FE 104 4 BAN (EKS LIGHT TRUCK)	1993	1.085	32,000,000	34,720,000
824	201261 00230	MICROBUS	MITSUBISHI	FE 104 4 BAN (EKS LIGHT TRUCK)	1992	1.085	30,000,000	32,550,000
825	201261 00230	MICROBUS	MITSUBISHI	FE 104 4 BAN (EKS LIGHT TRUCK)	1991	1.085	27,000,000	29,295,000
826	201261 00230	MICROBUS	MITSUBISHI	FE 104 4 BAN (EKS LIGHT TRUCK)	1990	1.085	26,000,000	28,210,000
827	201261 00230	MICROBUS	MITSUBISHI	FE 104 4 BAN (EKS LIGHT TRUCK)	1989	1.085	25,000,000	27,125,000
828	201261 00230	MICROBUS	MITSUBISHI	FE 104 4 BAN (EKS LIGHT TRUCK)	1988	1.085	23,000,000	24,955,000
829	201261 00230	MICROBUS	MITSUBISHI	FE 104 4 BAN (EKS LIGHT TRUCK)	1987	1.085	21,000,000	22,785,000
830	201261 00230	MICROBUS	MITSUBISHI	FE 104 4 BAN (EKS LIGHT TRUCK)	1986	1.085	20,000,000	21,700,000
831	201261 00230	MICROBUS	MITSUBISHI	FE 104 4 BAN (EKS LIGHT TRUCK)	1985	1.085	18,000,000	19,530,000
832	201261 00230	MICROBUS	MITSUBISHI	FE 104 4 BAN (EKS LIGHT TRUCK)	1984	1.085	17,000,000	18,445,000
833	201261 00230	MICROBUS	MITSUBISHI	FE 104 4 BAN (EKS LIGHT TRUCK)	1983	1.085	16,000,000	17,360,000
834	201261 00230	MICROBUS	MITSUBISHI	FE 104 4 BAN (EKS LIGHT TRUCK)	1982	1.085	14,000,000	15,190,000
835	201261 00230	MICROBUS	MITSUBISHI	FE 104 4 BAN (EKS LIGHT TRUCK)	1981	1.085	13,000,000	14,105,000
836	201261 00230	MICROBUS	MITSUBISHI	FE 104 4 BAN (EKS LIGHT TRUCK)	1980	1.085	12,000,000	13,020,000
837	201261 00232	MICROBUS	MITSUBISHI	FE 114 6 BAN (100 PS)	1998	1.085	62,000,000	67,270,000
838	201261 00232	MICROBUS	MITSUBISHI	FE 114 6 BAN (100 PS)	1997	1.085	55,000,000	59,675,000
839	201261 00232	MICROBUS	MITSUBISHI	FE 114 6 BAN (100 PS)	1996	1.085	46,000,000	49,910,000
840	201261 00232	MICROBUS	MITSUBISHI	FE 114 6 BAN (100 PS)	1995	1.085	36,000,000	39,060,000
841	201261 00232	MICROBUS	MITSUBISHI	FE 114 6 BAN (100 PS)	1994	1.085	34,000,000	36,890,000
842	201261 00232	MICROBUS	MITSUBISHI	FE 114 6 BAN (100 PS)	1993	1.085	32,000,000	34,720,000
843	201261 00232	MICROBUS	MITSUBISHI	FE 114 6 BAN (100 PS)	1992	1.085	30,000,000	32,550,000
844	201261 00232	MICROBUS	MITSUBISHI	FE 114 6 BAN (100 PS)	1991	1.085	29,000,000	31,465,000
845	201261 00232	MICROBUS	MITSUBISHI	FE 114 6 BAN (100 PS)	1990	1.085	28,000,000	30,380,000
846	201261 00232	MICROBUS	MITSUBISHI	FE 114 6 BAN (100 PS)	1989	1.085	27,500,000	29,837,500
847	201261 00232	MICROBUS	MITSUBISHI	FE 114 6 BAN (100 PS)	1988	1.085	27,000,000	29,295,000
848	201261 00232	MICROBUS	MITSUBISHI	FE 114 6 BAN (100 PS)	1987	1.085	26,000,000	28,210,000
849	201261 00232	MICROBUS	MITSUBISHI	FE 114 6 BAN (100 PS)	1986	1.085	25,000,000	27,125,000
850	201261 00232	MICROBUS	MITSUBISHI	FE 114 6 BAN (100 PS)	1985	1.085	24,000,000	26,040,000
851	201261 00232	MICROBUS	MITSUBISHI	FE 114 6 BAN (100 PS)	1984	1.085	23,000,000	24,955,000
852	201261 00233	MICROBUS	MITSUBISHI	FE 119 6 BAN (120 PS)	1998	1.085	64,000,000	69,440,000
853	201261 00233	MICROBUS	MITSUBISHI	FE 119 6 BAN (120 PS)	1997	1.085	55,000,000	59,675,000
854	201261 00233	MICROBUS	MITSUBISHI	FE 119 6 BAN (120 PS)	1996	1.085	46,000,000	49,910,000
855	201261 00233	MICROBUS	MITSUBISHI	FE 119 6 BAN (120 PS)	1995	1.085	36,000,000	39,060,000
856	201261 00233	MICROBUS	MITSUBISHI	FE 119 6 BAN (120 PS)	1994	1.085	34,000,000	36,890,000
857	201261 00233	MICROBUS	MITSUBISHI	FE 119 6 BAN (120 PS)	1993	1.085	32,000,000	34,720,000
858	201261 00233	MICROBUS	MITSUBISHI	FE 119 6 BAN (120 PS)	1992	1.085	30,000,000	32,550,000
859	201261 00233	MICROBUS	MITSUBISHI	FE 119 6 BAN (120 PS)	1991	1.085	29,000,000	31,465,000
860	201261 00233	MICROBUS	MITSUBISHI	FE 119 6 BAN (120 PS)	1990	1.085	28,000,000	30,380,000
861	201261 00233	MICROBUS	MITSUBISHI	FE 119 6 BAN (120 PS)	1989	1.085	27,000,000	29,295,000
862	201261 00233	MICROBUS	MITSUBISHI	FE 119 6 BAN (120 PS)	1988	1.085	26,000,000	28,210,000
863	201261 00233	MICROBUS	MITSUBISHI	FE 119 6 BAN (120 PS)	1987	1.085	25,000,000	27,125,000
864	201261 00233	MICROBUS	MITSUBISHI	FE 119 6 BAN (120 PS)	1986	1.085	24,000,000	26,040,000
865	201261 00233	MICROBUS	MITSUBISHI	FE 119 6 BAN (120 PS)	1985	1.085	23,000,000	24,955,000
866	201261 00233	MICROBUS	MITSUBISHI	FE 119 6 BAN (120 PS)	1984	1.085	22,000,000	23,870,000
867	201261 00234	MICROBUS	MITSUBISHI	FE 304 4 BAN	2006	1.085	120,000,000	130,200,000
868	201261 00234	MICROBUS	MITSUBISHI	FE 304 4 BAN	2005	1.085	114,000,000	123,690,000
869	201261 00234	MICROBUS	MITSUBISHI	FE 304 4 BAN	2004	1.085	104,000,000	112,840,000
870	201261 00234	MICROBUS	MITSUBISHI	FE 304 4 BAN	2003	1.085	102,000,000	110,670,000
871	201261 00234	MICROBUS	MITSUBISHI	FE 304 4 BAN	2002	1.085	99,000,000	107,415,000
872	201261 00234	MICROBUS	MITSUBISHI	FE 304 4 BAN	2001	1.085	92,000,000	99,820,000
873	201261 00234	MICROBUS	MITSUBISHI	FE 304 4 BAN	2000	1.085	78,000,000	84,630,000
874	201261 00234	MICROBUS	MITSUBISHI	FE 304 4 BAN	1999	1.085	67,000,000	72,695,000
875	201261 00234	MICROBUS	MITSUBISHI	FE 304 4 BAN	1998	1.085	57,000,000	61,845,000
876	201261 00235	MICROBUS	MITSUBISHI	FE 304 BC	2007	1.085	107,000,000	116,095,000
877	201261 00235	MICROBUS	MITSUBISHI	FE 304 BC	2006	1.085	105,000,000	113,925,000
878	201261 00235	MICROBUS	MITSUBISHI	FE 304 BC	2005	1.085	102,000,000	110,670,000
879	201261 00235	MICROBUS	MITSUBISHI	FE 304 BC	2004	1.085	99,000,000	107,415,000
880	201261 00236	MICROBUS	MITSUBISHI	FE 334 6 BAN	2005	1.085	119,000,000	129,115,000
881	201261 00236	MICROBUS	MITSUBISHI	FE 334 6 BAN	2004	1.085	117,000,000	126,945,000
882	201261 00236	MICROBUS	MITSUBISHI	FE 334 6 BAN	2003	1.085	114,000,000	123,690,000
883	201261 00236	MICROBUS	MITSUBISHI	FE 334 6 BAN	2002	1.085	112,000,000	121,520,000
884	201261 00236	MICROBUS	MITSUBISHI	FE 334 6 BAN	2001	1.085	104,000,000	112,840,000
885	201261 00236	MICROBUS	MITSUBISHI	FE 334 6 BAN	2000	1.085	88,000,000	95,480,000
886	201261 00236	MICROBUS	MITSUBISHI	FE 334 6 BAN	1999	1.085	75,000,000	81,375,000
887	201261 00237	MICROBUS	MITSUBISHI	FE 334 BC	2007	1.085	109,000,000	118,265,000
888	201261 00237	MICROBUS	MITSUBISHI	FE 334 BC	2006	1.085	107,000,000	116,095,000
889	201261 00237	MICROBUS	MITSUBISHI	FE 334 BC	2005	1.085	103,000,000	111,755,000
890	201261 00237	MICROBUS	MITSUBISHI	FE 334 BC	2004	1.085	98,000,000	106,330,000
891	201261 00238	MICROBUS	MITSUBISHI	FE 347 6 BAN	2006	1.085	136,000,000	147,560,000
892	201261 00238	MICROBUS	MITSUBISHI	FE 347 6 BAN	2005	1.085	128,000,000	138,880,000
893	201261 00238	MICROBUS	MITSUBISHI	FE 347 6 BAN	2004	1.085	124,000,000	134,540,000
894	201261 00238	MICROBUS	MITSUBISHI	FE 347 6 BAN	2003	1.085	121,000,000	131,285,000
895	201261 00238	MICROBUS	MITSUBISHI	FE 347 6 BAN	2002	1.085	118,000,000	128,030,000
896	201261 00238	MICROBUS	MITSUBISHI	FE 347 6 BAN	2001	1.085	109,000,000	118,265,000

NO	KODING	JENIS	MEREK	TIPE	TH BUAT	BOBOT	NJKB	DP PKB
1	2	3	4	5	6	7	8	9
897	201261 00238	MICROBUS	MITSUBISHI	FE 347 6 BAN	2000	1.085	92,000,000	99,820,000
898	201261 00238	MICROBUS	MITSUBISHI	FE 347 6 BAN	1999	1.085	78,000,000	84,630,000
899	201261 00239	MICROBUS	MITSUBISHI	FE 349 6 BAN	2006	1.085	139,000,000	150,815,000
900	201261 00239	MICROBUS	MITSUBISHI	FE 349 6 BAN	2005	1.085	130,000,000	141,050,000
901	201261 00239	MICROBUS	MITSUBISHI	FE 349 6 BAN	2004	1.085	126,000,000	136,710,000
902	201261 00239	MICROBUS	MITSUBISHI	FE 349 6 BAN	2003	1.085	124,000,000	134,540,000
903	201261 00239	MICROBUS	MITSUBISHI	FE 349 6 BAN	2002	1.085	122,000,000	132,370,000
904	201261 00239	MICROBUS	MITSUBISHI	FE 349 6 BAN	2001	1.085	112,000,000	121,520,000
905	201261 00240	MICROBUS	MITSUBISHI	FE 349 H	2005	1.085	133,000,000	144,305,000
906	201261 00240	MICROBUS	MITSUBISHI	FE 349 H	2004	1.085	127,000,000	137,795,000
907	201261 00240	MICROBUS	MITSUBISHI	FE 349 H	2003	1.085	120,000,000	130,200,000
908	201261 00241	MICROBUS	MITSUBISHI	FE 447 6 BAN	2006	1.085	152,000,000	164,920,000
909	201261 00241	MICROBUS	MITSUBISHI	FE 447 6 BAN	2005	1.085	136,000,000	147,560,000
910	201261 00241	MICROBUS	MITSUBISHI	FE 447 6 BAN	2004	1.085	131,000,000	142,135,000
911	201261 00241	MICROBUS	MITSUBISHI	FE 447 6 BAN	2003	1.085	129,000,000	139,965,000
912	201261 00241	MICROBUS	MITSUBISHI	FE 447 6 BAN	2002	1.085	124,000,000	134,540,000
913	201261 00241	MICROBUS	MITSUBISHI	FE 447 6 BAN	2001	1.085	117,000,000	126,945,000
914	201261 00241	MICROBUS	MITSUBISHI	FE 447 6 BAN	2000	1.085	99,000,000	107,415,000
915	201261 00241	MICROBUS	MITSUBISHI	FE 447 6 BAN	1999	1.085	91,000,000	98,735,000
916	201261 00241	MICROBUS	MITSUBISHI	FE 447 6 BAN	1998	1.085	82,000,000	88,970,000
917	201261 00241	MICROBUS	MITSUBISHI	FE 447 6 BAN	1997	1.085	70,000,000	75,950,000
918	201261 00242	MICROBUS	MITSUBISHI	FE 447 E 4.214CC	1999	1.085	91,000,000	98,735,000
919	201261 00242	MICROBUS	MITSUBISHI	FE 447 E 4.214CC	1998	1.085	80,000,000	86,800,000
920	201261 00242	MICROBUS	MITSUBISHI	FE 447 E 4.214CC	1997	1.085	70,000,000	75,950,000
921	201261 00243	MICROBUS	MITSUBISHI	FE 447 F 6 BAN	2007	1.085	158,000,000	171,430,000
922	201261 00243	MICROBUS	MITSUBISHI	FE 447 F 6 BAN	2006	1.085	155,000,000	168,175,000
923	201261 00243	MICROBUS	MITSUBISHI	FE 447 F 6 BAN	2005	1.085	150,000,000	162,750,000
924	201261 00243	MICROBUS	MITSUBISHI	FE 447 F 6 BAN	2004	1.085	146,000,000	158,410,000
925	201261 00243	MICROBUS	MITSUBISHI	FE 447 F 6 BAN	2003	1.085	144,000,000	156,240,000
926	201261 00243	MICROBUS	MITSUBISHI	FE 447 F 6 BAN	2002	1.085	130,000,000	141,050,000
927	201261 00243	MICROBUS	MITSUBISHI	FE 447 F 6 BAN	2001	1.085	121,000,000	131,285,000
928	201261 00243	MICROBUS	MITSUBISHI	FE 447 F 6 BAN	2000	1.085	103,000,000	111,755,000
929	201261 00243	MICROBUS	MITSUBISHI	FE 447 F 6 BAN	1999	1.085	91,000,000	98,735,000
930	201261 00244	MICROBUS	MITSUBISHI	FE 449 6 BAN (EKS LIGHT TRUCK)	1997	1.085	64,000,000	69,440,000
931	201261 00244	MICROBUS	MITSUBISHI	FE 449 6 BAN (EKS LIGHT TRUCK)	1996	1.085	62,000,000	67,270,000
932	201261 00244	MICROBUS	MITSUBISHI	FE 449 6 BAN (EKS LIGHT TRUCK)	1995	1.085	45,000,000	48,825,000
933	201261 00244	MICROBUS	MITSUBISHI	FE 449 6 BAN (EKS LIGHT TRUCK)	1994	1.085	38,000,000	41,230,000
934	201261 00244	MICROBUS	MITSUBISHI	FE 449 6 BAN (EKS LIGHT TRUCK)	1993	1.085	36,000,000	39,060,000
935	201261 00244	MICROBUS	MITSUBISHI	FE 449 6 BAN (EKS LIGHT TRUCK)	1992	1.085	33,000,000	35,805,000
936	201261 00244	MICROBUS	MITSUBISHI	FE 449 6 BAN (EKS LIGHT TRUCK)	1991	1.085	31,000,000	33,635,000
937	201261 00244	MICROBUS	MITSUBISHI	FE 449 6 BAN (EKS LIGHT TRUCK)	1990	1.085	29,000,000	31,465,000
938	201261 00245	MICROBUS	MITSUBISHI	FE 449 BC	2006	1.085	111,000,000	120,435,000
939	201261 00245	MICROBUS	MITSUBISHI	FE 449 BC	2005	1.085	106,000,000	115,010,000
940	201261 00245	MICROBUS	MITSUBISHI	FE 449 BC	2004	1.085	101,000,000	109,585,000
941	201261 00246	MICROBUS	MITSUBISHI	FE III EZRY (EKS LIGHT TRUCK)	1983	1.085	13,000,000	14,105,000
942	201261 00246	MICROBUS	MITSUBISHI	FE III EZRY (EKS LIGHT TRUCK)	1982	1.085	12,000,000	13,020,000
943	201261 00246	MICROBUS	MITSUBISHI	FE III EZRY (EKS LIGHT TRUCK)	1981	1.085	11,500,000	12,477,500
944	201261 00246	MICROBUS	MITSUBISHI	FE III EZRY (EKS LIGHT TRUCK)	1980	1.085	10,500,000	11,392,500
945	201261 00247	MICROBUS	MITSUBISHI	ROSA	1982	1.085	18,000,000	19,530,000
946	201261 00247	MICROBUS	MITSUBISHI	ROSA	1981	1.085	17,000,000	18,445,000
947	201261 00247	MICROBUS	MITSUBISHI	ROSA	1980	1.085	9,900,000	10,741,500
948	201261 00248	MICROBUS	MITSUBISHI	T 200	1985	1.085	19,000,000	20,615,000
949	201261 00248	MICROBUS	MITSUBISHI	T 200	1984	1.085	17,000,000	18,445,000
950	201261 00248	MICROBUS	MITSUBISHI	T 200	1983	1.085	16,000,000	17,360,000
951	201261 00248	MICROBUS	MITSUBISHI	T 200	1982	1.085	15,000,000	16,275,000
952	201261 00248	MICROBUS	MITSUBISHI	T 200	1981	1.085	14,000,000	15,190,000
953	201261 00248	MICROBUS	MITSUBISHI	T 200	1980	1.085	9,500,000	10,307,500
954	201261 00249	MICROBUS	MITSUBISHI	T 210	1985	1.085	19,000,000	20,615,000
955	201261 00249	MICROBUS	MITSUBISHI	T 210	1984	1.085	17,000,000	18,445,000
956	201261 00249	MICROBUS	MITSUBISHI	T 210	1983	1.085	16,000,000	17,360,000
957	201261 00249	MICROBUS	MITSUBISHI	T 210	1982	1.085	15,000,000	16,275,000
958	201261 00249	MICROBUS	MITSUBISHI	T 210	1981	1.085	14,000,000	15,190,000
959	201261 00249	MICROBUS	MITSUBISHI	T 210	1980	1.085	9,500,000	10,307,500
960	201284 00201	MICROBUS	NISSAN	CABAL EKS LIGHT TRUCK	1981	1.085	13,000,000	14,105,000
961	201284 00201	MICROBUS	NISSAN	CABAL EKS LIGHT TRUCK	1980	1.085	10,800,000	11,718,000
962	201284 00202	MICROBUS	NISSAN	DATSUN C 20	1981	1.085	12,000,000	13,020,000
963	201284 00202	MICROBUS	NISSAN	DATSUN C 20	1980	1.085	11,000,000	11,935,000
964	201284 00203	MICROBUS	NISSAN	DATSUN C 20 VANETTE (BENSIN) BUILT UP	1983	1.085	13,000,000	14,105,000
965	201284 00203	MICROBUS	NISSAN	DATSUN C 20 VANETTE (BENSIN) BUILT UP	1982	1.085	12,500,000	13,562,500
966	201284 00203	MICROBUS	NISSAN	DATSUN C 20 VANETTE (BENSIN) BUILT UP	1981	1.085	12,000,000	13,020,000
967	201325 00001	MICROBUS	SAMSUNG	SV110	2001	1.085	76,000,000	82,460,000
968	201332 00001	MICROBUS	SCANIA	BUS CHASIS K310IB-4X2 9000 CC	2010	1.085	454,000,000	492,590,000
969	201338 00001	MICROBUS	SEMERU	SEMERU	1980	1.085	10,000,000	10,850,000
970	201381 00861	MICROBUS	TOYOTA	DYNA 110 ET	2012	1.085	180,000,000	195,300,000
971	201381 00861	MICROBUS	TOYOTA	DYNA 110 ET	2011	1.085	169,000,000	183,365,000
972	201381 00862	MICROBUS	TOYOTA	DYNA 110 FT BUS CHASSIS	2016	1.085	198,000,000	214,830,000
973	201381 00862	MICROBUS	TOYOTA	DYNA 110 FT BUS CHASSIS	2015	1.085	192,000,000	208,320,000
974	201381 00862	MICROBUS	TOYOTA	DYNA 110 FT BUS CHASSIS	2014	1.085	185,000,000	200,725,000
975	201381 00862	MICROBUS	TOYOTA	DYNA 110 FT BUS CHASSIS	2013	1.085	162,000,000	175,770,000
976	201381 00862	MICROBUS	TOYOTA	DYNA 110 FT BUS CHASSIS	2012	1.085	147,000,000	159,495,000
977	201381 00862	MICROBUS	TOYOTA	DYNA 110 FT BUS CHASSIS	2011	1.085	134,000,000	145,390,000
978	201381 00862	MICROBUS	TOYOTA	DYNA 110 FT BUS CHASSIS	2010	1.085	126,000,000	136,710,000
979	201381 00863	MICROBUS	TOYOTA	DYNA 110 ST BUS 4X2 M/T (WU302R-TRMLHD8)	2019	1.085	221,000,000	239,785,000
980	201381 00863	MICROBUS	TOYOTA	DYNA 110 ST BUS 4X2 M/T (WU302R-TRMLHD8)	2018	1.085	210,000,000	227,850,000
981	201381 00864	MICROBUS	TOYOTA	DYNA 110 ST BUS CHASSIS	2016	1.085	183,000,000	198,555,000
982	201381 00864	MICROBUS	TOYOTA	DYNA 110 ST BUS CHASSIS	2015	1.085	178,000,000	193,130,000
983	201381 00864	MICROBUS	TOYOTA	DYNA 110 ST BUS CHASSIS	2014	1.085	173,000,000	187,705,000
984	201381 00864	MICROBUS	TOYOTA	DYNA 110 ST BUS CHASSIS	2013	1.085	164,000,000	177,940,000
985	201381 00864	MICROBUS	TOYOTA	DYNA 110 ST BUS CHASSIS	2012	1.085	156,000,000	169,260,000
986	201381 00864	MICROBUS	TOYOTA	DYNA 110 ST BUS CHASSIS	2011	1.085	148,000,000	160,580,000

NO	KODING	JENIS	MEREK	TIPE	TH BUAT	BOBOT	NJKB	DP PKB
1	2	3	4	5	6	7	8	9
987	201381 00864	MICROBUS	TOYOTA	DYNA 110 ST BUS CHASSIS	2010	1.085	141,000,000	152,985,000
988	201381 00866	MICROBUS	TOYOTA	DYNA 110 ST BUS CHASSIS LONG	2016	1.085	190,000,000	206,150,000
989	201381 00866	MICROBUS	TOYOTA	DYNA 110 ST BUS CHASSIS LONG	2015	1.085	184,000,000	199,640,000
990	201381 00866	MICROBUS	TOYOTA	DYNA 110 ST BUS CHASSIS LONG	2014	1.085	179,000,000	194,215,000
991	201381 00866	MICROBUS	TOYOTA	DYNA 110 ST BUS CHASSIS LONG	2013	1.085	170,000,000	184,450,000
992	201381 00866	MICROBUS	TOYOTA	DYNA 110 ST BUS CHASSIS LONG	2012	1.085	162,000,000	175,770,000
993	201381 00866	MICROBUS	TOYOTA	DYNA 110 ST BUS CHASSIS LONG	2011	1.085	154,000,000	167,090,000
994	201381 00866	MICROBUS	TOYOTA	DYNA 110 ST BUS CHASSIS LONG	2010	1.085	146,000,000	158,410,000
995	201381 00867	MICROBUS	TOYOTA	DYNA 110 ST BUS CHASSIS LONG (WU342R-TRMLHD8)	2017	1.085	202,000,000	219,170,000
996	201381 00865	MICROBUS	TOYOTA	DYNA 110 ST BUS CHASSIS (WU302R-TRMLHD8)	2017	1.085	195,000,000	211,575,000
997	201381 00868	MICROBUS	TOYOTA	DYNA 110 ST BUS LONG 4X2 M/T (WU342R-TRMLHD8)	2019	1.085	230,000,000	249,550,000
998	201381 00868	MICROBUS	TOYOTA	DYNA 110 ST BUS LONG 4X2 M/T (WU342R-TRMLHD8)	2018	1.085	219,000,000	237,615,000
999	201381 00870	MICROBUS	TOYOTA	DYNA 130 XT BUS CHASSIS LONG (WU352R-TKMRJD8)	2017	1.085	223,000,000	241,955,000
1000	201381 00869	MICROBUS	TOYOTA	DYNA 130 XT BUS LONG 4X2 M/T (WU352R-TKMRJD8)	2019	1.085	259,000,000	281,015,000
1001	201381 00869	MICROBUS	TOYOTA	DYNA 130 XT BUS LONG 4X2 M/T (WU352R-TKMRJD8)	2018	1.085	247,000,000	267,995,000
1002	201381 00871	MICROBUS	TOYOTA	DYNA DIESEL 4CYL 2.997CC	1982	1.085	16,000,000	17,360,000
1003	201381 00871	MICROBUS	TOYOTA	DYNA DIESEL 4CYL 2.997CC	1981	1.085	15,000,000	16,275,000
1004	201381 00871	MICROBUS	TOYOTA	DYNA DIESEL 4CYL 2.997CC	1980	1.085	10,000,000	10,850,000
1005	201381 00872	MICROBUS	TOYOTA	DYNA LONG 3700 BU343R-TKMQSD3	2004	1.085	123,000,000	133,455,000
1006	201381 00872	MICROBUS	TOYOTA	DYNA LONG 3700 BU343R-TKMQSD3	2003	1.085	122,000,000	132,370,000
1007	201381 00872	MICROBUS	TOYOTA	DYNA LONG 3700 BU343R-TKMQSD3	2002	1.085	115,000,000	124,775,000
1008	201381 00873	MICROBUS	TOYOTA	DYNA LONG 4000 WU340R-TKMQSD3	2007	1.085	149,000,000	161,665,000
1009	201381 00873	MICROBUS	TOYOTA	DYNA LONG 4000 WU340R-TKMQSD3	2006	1.085	143,000,000	155,155,000
1010	201381 00873	MICROBUS	TOYOTA	DYNA LONG 4000 WU340R-TKMQSD3	2005	1.085	133,000,000	144,305,000
1011	201381 00873	MICROBUS	TOYOTA	DYNA LONG 4000 WU340R-TKMQSD3	2004	1.085	128,000,000	138,880,000
1012	201381 00873	MICROBUS	TOYOTA	DYNA LONG 4000 WU340R-TKMQSD3	2003	1.085	124,000,000	134,540,000
1013	201381 00873	MICROBUS	TOYOTA	DYNA LONG 4000 WU340R-TKMQSD3	2002	1.085	118,000,000	128,030,000
1014	201381 00875	MICROBUS	TOYOTA	DYNA LONG 4600CC	2004	1.085	164,000,000	177,940,000
1015	201381 00874	MICROBUS	TOYOTA	DYNA LONG 4600 XZU342R-TKMQSD3	2007	1.085	156,000,000	169,260,000
1016	201381 00874	MICROBUS	TOYOTA	DYNA LONG 4600 XZU342R-TKMQSD3	2006	1.085	150,000,000	162,750,000
1017	201381 00874	MICROBUS	TOYOTA	DYNA LONG 4600 XZU342R-TKMQSD3	2005	1.085	148,000,000	160,580,000
1018	201381 00874	MICROBUS	TOYOTA	DYNA LONG 4600 XZU342R-TKMQSD3	2004	1.085	145,000,000	157,325,000
1019	201381 00874	MICROBUS	TOYOTA	DYNA LONG 4600 XZU342R-TKMQSD3	2003	1.085	143,000,000	155,155,000
1020	201381 00874	MICROBUS	TOYOTA	DYNA LONG 4600 XZU342R-TKMQSD3	2002	1.085	136,000,000	147,560,000
1021	201381 00876	MICROBUS	TOYOTA	DYNA RINO 4 BAN RY 32 BY	2004	1.085	112,000,000	121,520,000
1022	201381 00876	MICROBUS	TOYOTA	DYNA RINO 4 BAN RY 32 BY	2003	1.085	110,000,000	119,350,000
1023	201381 00876	MICROBUS	TOYOTA	DYNA RINO 4 BAN RY 32 BY	2002	1.085	104,000,000	112,840,000
1024	201381 00876	MICROBUS	TOYOTA	DYNA RINO 4 BAN RY 32 BY	2001	1.085	99,000,000	107,415,000
1025	201381 00876	MICROBUS	TOYOTA	DYNA RINO 4 BAN RY 32 BY	2000	1.085	84,000,000	91,140,000
1026	201381 00876	MICROBUS	TOYOTA	DYNA RINO 4 BAN RY 32 BY	1999	1.085	71,000,000	77,035,000
1027	201381 00876	MICROBUS	TOYOTA	DYNA RINO 4 BAN RY 32 BY	1998	1.085	60,000,000	65,100,000
1028	201381 00876	MICROBUS	TOYOTA	DYNA RINO 4 BAN RY 32 BY	1997	1.085	51,000,000	55,335,000
1029	201381 00876	MICROBUS	TOYOTA	DYNA RINO 4 BAN RY 32 BY	1996	1.085	44,000,000	47,740,000
1030	201381 00876	MICROBUS	TOYOTA	DYNA RINO 4 BAN RY 32 BY	1995	1.085	37,000,000	40,145,000
1031	201381 00876	MICROBUS	TOYOTA	DYNA RINO 4 BAN RY 32 BY	1994	1.085	31,000,000	33,635,000
1032	201381 00876	MICROBUS	TOYOTA	DYNA RINO 4 BAN RY 32 BY	1993	1.085	27,000,000	29,295,000
1033	201381 00876	MICROBUS	TOYOTA	DYNA RINO 4 BAN RY 32 BY	1992	1.085	26,000,000	28,210,000
1034	201381 00876	MICROBUS	TOYOTA	DYNA RINO 4 BAN RY 32 BY	1991	1.085	25,000,000	27,125,000
1035	201381 00876	MICROBUS	TOYOTA	DYNA RINO 4 BAN RY 32 BY	1990	1.085	24,000,000	26,040,000
1036	201381 00876	MICROBUS	TOYOTA	DYNA RINO 4 BAN RY 32 BY	1989	1.085	23,500,000	25,497,500
1037	201381 00876	MICROBUS	TOYOTA	DYNA RINO 4 BAN RY 32 BY	1988	1.085	23,000,000	24,955,000
1038	201381 00876	MICROBUS	TOYOTA	DYNA RINO 4 BAN RY 32 BY	1987	1.085	22,000,000	23,870,000
1039	201381 00876	MICROBUS	TOYOTA	DYNA RINO 4 BAN RY 32 BY	1986	1.085	21,000,000	22,785,000
1040	201381 00876	MICROBUS	TOYOTA	DYNA RINO 4 BAN RY 32 BY	1985	1.085	20,000,000	21,700,000
1041	201381 00876	MICROBUS	TOYOTA	DYNA RINO 4 BAN RY 32 BY	1984	1.085	19,000,000	20,615,000
1042	201381 00877	MICROBUS	TOYOTA	DYNA RINO 4 BAN RY 33 BY	2004	1.085	112,000,000	121,520,000
1043	201381 00877	MICROBUS	TOYOTA	DYNA RINO 4 BAN RY 33 BY	2003	1.085	110,000,000	119,350,000
1044	201381 00877	MICROBUS	TOYOTA	DYNA RINO 4 BAN RY 33 BY	2002	1.085	104,000,000	112,840,000
1045	201381 00877	MICROBUS	TOYOTA	DYNA RINO 4 BAN RY 33 BY	2001	1.085	99,000,000	107,415,000
1046	201381 00877	MICROBUS	TOYOTA	DYNA RINO 4 BAN RY 33 BY	2000	1.085	84,000,000	91,140,000
1047	201381 00877	MICROBUS	TOYOTA	DYNA RINO 4 BAN RY 33 BY	1999	1.085	71,000,000	77,035,000
1048	201381 00877	MICROBUS	TOYOTA	DYNA RINO 4 BAN RY 33 BY	1998	1.085	60,000,000	65,100,000
1049	201381 00877	MICROBUS	TOYOTA	DYNA RINO 4 BAN RY 33 BY	1997	1.085	51,000,000	55,335,000
1050	201381 00877	MICROBUS	TOYOTA	DYNA RINO 4 BAN RY 33 BY	1996	1.085	44,000,000	47,740,000
1051	201381 00877	MICROBUS	TOYOTA	DYNA RINO 4 BAN RY 33 BY	1995	1.085	37,000,000	40,145,000
1052	201381 00877	MICROBUS	TOYOTA	DYNA RINO 4 BAN RY 33 BY	1994	1.085	31,000,000	33,635,000
1053	201381 00877	MICROBUS	TOYOTA	DYNA RINO 4 BAN RY 33 BY	1993	1.085	28,000,000	30,380,000
1054	201381 00877	MICROBUS	TOYOTA	DYNA RINO 4 BAN RY 33 BY	1992	1.085	26,000,000	28,210,000
1055	201381 00877	MICROBUS	TOYOTA	DYNA RINO 4 BAN RY 33 BY	1991	1.085	25,000,000	27,125,000
1056	201381 00877	MICROBUS	TOYOTA	DYNA RINO 4 BAN RY 33 BY	1990	1.085	24,000,000	26,040,000
1057	201381 00877	MICROBUS	TOYOTA	DYNA RINO 4 BAN RY 33 BY	1989	1.085	23,500,000	25,497,500
1058	201381 00877	MICROBUS	TOYOTA	DYNA RINO 4 BAN RY 33 BY	1988	1.085	23,000,000	24,955,000
1059	201381 00877	MICROBUS	TOYOTA	DYNA RINO 4 BAN RY 33 BY	1987	1.085	22,000,000	23,870,000
1060	201381 00877	MICROBUS	TOYOTA	DYNA RINO 4 BAN RY 33 BY	1986	1.085	21,000,000	22,785,000
1061	201381 00877	MICROBUS	TOYOTA	DYNA RINO 4 BAN RY 33 BY	1985	1.085	20,000,000	21,700,000
1062	201381 00877	MICROBUS	TOYOTA	DYNA RINO 4 BAN RY 33 BY	1984	1.085	19,000,000	20,615,000
1063	201381 00878	MICROBUS	TOYOTA	DYNA RINO 4 BAN RY 34 BY	2004	1.085	112,000,000	121,520,000
1064	201381 00878	MICROBUS	TOYOTA	DYNA RINO 4 BAN RY 34 BY	2003	1.085	110,000,000	119,350,000
1065	201381 00878	MICROBUS	TOYOTA	DYNA RINO 4 BAN RY 34 BY	2002	1.085	104,000,000	112,840,000
1066	201381 00878	MICROBUS	TOYOTA	DYNA RINO 4 BAN RY 34 BY	2001	1.085	99,000,000	107,415,000
1067	201381 00878	MICROBUS	TOYOTA	DYNA RINO 4 BAN RY 34 BY	2000	1.085	84,000,000	91,140,000
1068	201381 00878	MICROBUS	TOYOTA	DYNA RINO 4 BAN RY 34 BY	1999	1.085	71,000,000	77,035,000
1069	201381 00878	MICROBUS	TOYOTA	DYNA RINO 4 BAN RY 34 BY	1998	1.085	60,000,000	65,100,000
1070	201381 00878	MICROBUS	TOYOTA	DYNA RINO 4 BAN RY 34 BY	1997	1.085	51,000,000	55,335,000
1071	201381 00878	MICROBUS	TOYOTA	DYNA RINO 4 BAN RY 34 BY	1996	1.085	44,000,000	47,740,000
1072	201381 00878	MICROBUS	TOYOTA	DYNA RINO 4 BAN RY 34 BY	1995	1.085	37,000,000	40,145,000
1073	201381 00878	MICROBUS	TOYOTA	DYNA RINO 4 BAN RY 34 BY	1994	1.085	31,000,000	33,635,000
1074	201381 00878	MICROBUS	TOYOTA	DYNA RINO 4 BAN RY 34 BY	1993	1.085	28,000,000	30,380,000
1075	201381 00878	MICROBUS	TOYOTA	DYNA RINO 4 BAN RY 34 BY	1992	1.085	27,000,000	29,295,000
1076	201381 00878	MICROBUS	TOYOTA	DYNA RINO 4 BAN RY 34 BY	1991	1.085	26,000,000	28,210,000

NO	KODING	JENIS	MEREK	TIPE	TH BUAT	BOBOT	NJKB	DP PKB
1	2	3	4	5	6	7	8	9
1167	201381 00882	MICROBUS	TOYOTA	DYNA RINO 6 BAN RY BY 43	1984	1.085	20,000,000	21,700,000
1168	201381 00883	MICROBUS	TOYOTA	DYNA RINO BU 30 DS	1980	1.085	13,500,000	14,647,500
1169	201381 00884	MICROBUS	TOYOTA	DYNA SHORT 3700 BU303R-TKMLSD3	2006	1.085	136,000,000	147,560,000
1170	201381 00884	MICROBUS	TOYOTA	DYNA SHORT 3700 BU303R-TKMLSD3	2005	1.085	130,000,000	141,050,000
1171	201381 00884	MICROBUS	TOYOTA	DYNA SHORT 3700 BU303R-TKMLSD3	2004	1.085	124,000,000	134,540,000
1172	201381 00884	MICROBUS	TOYOTA	DYNA SHORT 3700 BU303R-TKMLSD3	2003	1.085	120,000,000	130,200,000
1173	201381 00884	MICROBUS	TOYOTA	DYNA SHORT 3700 BU303R-TKMLSD3	2002	1.085	114,000,000	123,690,000
1174	201381 00886	MICROBUS	TOYOTA	HIACE	1981	1.085	14,000,000	15,190,000
1175	201381 00886	MICROBUS	TOYOTA	HIACE	1980	1.085	9,500,000	10,307,500
1176	201381 00887	MICROBUS	TOYOTA	HIACE 2.5 (4X2) M/T (KDH212R-JDMNYN)	2018	1.085	332,000,000	360,220,000
1177	201381 01093	MICROBUS	TOYOTA	HIACE 2.8 M/T (GDH322R-EDFPY)	2019	1.085	374,000,000	405,790,000
1178	201381 00888	MICROBUS	TOYOTA	HIACE COMMUTER LUXURY M/T (KDH222R-LEMDY)	2018	1.085	484,000,000	525,140,000
1179	201381 00889	MICROBUS	TOYOTA	HIACE COMMUTER M/T (KDH222R-LEMDY)	2018	1.085	360,000,000	390,600,000
1180	201381 00885	MICROBUS	TOYOTA	HI ACE DIESEL TYPE LH II B-JRY 2188CC	1985	1.085	14,000,000	15,190,000
1181	201381 00885	MICROBUS	TOYOTA	HI ACE DIESEL TYPE LH II B-JRY 2188CC	1984	1.085	13,000,000	14,105,000
1182	201381 00885	MICROBUS	TOYOTA	HI ACE DIESEL TYPE LH II B-JRY 2188CC	1983	1.085	12,000,000	13,020,000
1183	201381 00885	MICROBUS	TOYOTA	HI ACE DIESEL TYPE LH II B-JRY 2188CC	1982	1.085	11,000,000	11,935,000
1184	201381 00890	MICROBUS	TOYOTA	HIACE LH 11	1981	1.085	12,000,000	13,020,000
1185	201381 00890	MICROBUS	TOYOTA	HIACE LH 11	1980	1.085	11,000,000	11,935,000
1186	201381 00892	MICROBUS	TOYOTA	HIACE LH 113	1996	1.085	33,000,000	35,805,000
1187	201381 00891	MICROBUS	TOYOTA	HIACE LH 11 R / JRY DIESEL / 2188CC	1985	1.085	14,000,000	15,190,000
1188	201381 00891	MICROBUS	TOYOTA	HIACE LH 11 R / JRY DIESEL / 2188CC	1984	1.085	13,500,000	14,647,500
1189	201381 00891	MICROBUS	TOYOTA	HIACE LH 11 R / JRY DIESEL / 2188CC	1983	1.085	13,000,000	14,105,000
1190	201381 00891	MICROBUS	TOYOTA	HIACE LH 11 R / JRY DIESEL / 2188CC	1982	1.085	12,500,000	13,562,500
1191	201381 00893	MICROBUS	TOYOTA	HIACE LH 123	1998	1.085	37,000,000	40,145,000
1192	201381 00894	MICROBUS	TOYOTA	HIACE LH 125	1998	1.085	37,000,000	40,145,000
1193	201381 00895	MICROBUS	TOYOTA	HIACE M/T (KDH222R-LEMDY)	2018	1.085	332,000,000	360,220,000
1194	201381 00896	MICROBUS	TOYOTA	HIACE RH 11 RJRY 3	1981	1.085	14,000,000	15,190,000
1195	201381 00896	MICROBUS	TOYOTA	HIACE RH 11 RJRY 3	1980	1.085	9,500,000	10,307,500
1196	201381 00897	MICROBUS	TOYOTA	HIACE RZH 102	1997	1.085	26,000,000	28,210,000
1197	201381 00898	MICROBUS	TOYOTA	HIACE RZH 114	1997	1.085	35,000,000	37,975,000
1198	201381 01094	MICROBUS	TOYOTA	TOYOTA HI ACE COMMUTER LUXURY M/T	2019	1.085	532,000,000	577,220,000
1199	201381 01095	MICROBUS	TOYOTA	TOYOTA HI ACE COMMUTER M/T	2019	1.085	371,000,000	402,535,000
1200	201381 01096	MICROBUS	TOYOTA	TOYOTA HI ACE LONG 2.5 (4X2) M/T (KDH212R-JDMNYN)	2019	1.085	375,000,000	406,875,000
1201	201381 01097	MICROBUS	TOYOTA	TOYOTA HI ACE M/T	2019	1.085	343,000,000	372,155,000
1202	201400 00095	MICROBUS	VOLKSWAGEN	COMBI	1985	1.085	17,000,000	18,445,000
1203	201400 00095	MICROBUS	VOLKSWAGEN	COMBI	1984	1.085	16,000,000	17,360,000
1204	201400 00095	MICROBUS	VOLKSWAGEN	COMBI	1983	1.085	15,000,000	16,275,000
1205	201400 00095	MICROBUS	VOLKSWAGEN	COMBI	1982	1.085	14,000,000	15,190,000
1206	201400 00095	MICROBUS	VOLKSWAGEN	COMBI	1981	1.085	13,000,000	14,105,000
1207	201400 00095	MICROBUS	VOLKSWAGEN	COMBI	1980	1.085	8,500,000	9,222,500
1208	201400 00096	MICROBUS	VOLKSWAGEN	COMBI (EKS BRAZIL)	1985	1.085	17,000,000	18,445,000
1209	201400 00096	MICROBUS	VOLKSWAGEN	COMBI (EKS BRAZIL)	1984	1.085	16,000,000	17,360,000
1210	201400 00096	MICROBUS	VOLKSWAGEN	COMBI (EKS BRAZIL)	1983	1.085	15,000,000	16,275,000
1211	201400 00096	MICROBUS	VOLKSWAGEN	COMBI (EKS BRAZIL)	1982	1.085	14,000,000	15,190,000
1212	201400 00096	MICROBUS	VOLKSWAGEN	COMBI (EKS BRAZIL)	1981	1.085	13,000,000	14,105,000
1213	201400 00096	MICROBUS	VOLKSWAGEN	COMBI (EKS BRAZIL)	1980	1.085	8,500,000	9,222,500
1214	201400 00097	MICROBUS	VOLKSWAGEN	GARMADIA	1980	1.085	12,200,000	13,237,000
1215	201400 00098	MICROBUS	VOLKSWAGEN	LEBIH DARI 10 PENUMPANG	1985	1.085	16,000,000	17,360,000
1216	201400 00098	MICROBUS	VOLKSWAGEN	LEBIH DARI 10 PENUMPANG	1984	1.085	15,000,000	16,275,000
1217	201400 00098	MICROBUS	VOLKSWAGEN	LEBIH DARI 10 PENUMPANG	1983	1.085	14,000,000	15,190,000
1218	201400 00098	MICROBUS	VOLKSWAGEN	LEBIH DARI 10 PENUMPANG	1982	1.085	13,000,000	14,105,000
1219	201400 00098	MICROBUS	VOLKSWAGEN	LEBIH DARI 10 PENUMPANG	1981	1.085	12,000,000	13,020,000
1220	201400 00098	MICROBUS	VOLKSWAGEN	LEBIH DARI 10 PENUMPANG	1980	1.085	10,000,000	10,850,000
1221	201400 00099	MICROBUS	VOLKSWAGEN	MITRA	1980	1.085	10,000,000	10,850,000
1222	201410 00018	MICROBUS	WULING	LZW 6330 R	2000	1.085	27,000,000	29,295,000
1223	201620 00001	MICROBUS	GOLDEN DRAGON	XML6125D12C	2011	1.085	218,000,000	236,530,000

NILAI JUAL KENDARAAN BERMOTOR TAHUN 2019 JENIS : MOBIL PENUMPANG - BUS								
NO	KODING	JENIS	MEREK	TIPE	TH BUAT	BOBOT	NJKB	DP PKB
1	2	3	4	5	6	7	8	9
1	202004 00001	BUS	AEOLUS	JT 6960 CC	1996	1.100	62,000,000	68,200,000
2	202041 00001	BUS	BEDFORD	6CYL 7637CC	1980	1.100	10,500,000	11,550,000
3	202043 00002	BUS	BEIJING	BJ4102	2006	1.100	212,000,000	233,200,000
4	202043 00002	BUS	BEIJING	BJ4102	2005	1.100	211,000,000	232,100,000
5	202043 00002	BUS	BEIJING	BJ4102	2004	1.100	202,000,000	222,200,000
6	202043 00002	BUS	BEIJING	BJ4102	2003	1.100	200,000,000	220,000,000
7	202043 00003	BUS	BEIJING	BJ4108	2006	1.100	217,000,000	238,700,000
8	202043 00003	BUS	BEIJING	BJ4108	2005	1.100	216,000,000	237,600,000
9	202043 00003	BUS	BEIJING	BJ4108	2004	1.100	207,000,000	227,700,000
10	202043 00003	BUS	BEIJING	BJ4108	2003	1.100	205,000,000	225,500,000
11	202043 00004	BUS	BEIJING	BJ4108M 5000CC	2006	1.100	139,000,000	152,900,000
12	202043 00004	BUS	BEIJING	BJ4108M 5000CC	2005	1.100	137,000,000	150,700,000
13	202043 00004	BUS	BEIJING	BJ4108M 5000CC	2004	1.100	129,000,000	141,900,000
14	202043 00004	BUS	BEIJING	BJ4108M 5000CC	2003	1.100	127,000,000	139,700,000
15	202043 00005	BUS	BEIJING	BJ4113	2006	1.100	223,000,000	245,300,000
16	202043 00005	BUS	BEIJING	BJ4113	2005	1.100	222,000,000	244,200,000
17	202043 00005	BUS	BEIJING	BJ4113	2004	1.100	212,000,000	233,200,000
18	202043 00005	BUS	BEIJING	BJ4113	2003	1.100	210,000,000	231,000,000
19	202043 00006	BUS	BEIJING	BJ4113L 6000CC	2006	1.100	153,000,000	168,300,000
20	202043 00006	BUS	BEIJING	BJ4113L 6000CC	2005	1.100	152,000,000	167,200,000
21	202043 00006	BUS	BEIJING	BJ4113L 6000CC	2004	1.100	144,000,000	158,400,000
22	202043 00006	BUS	BEIJING	BJ4113L 6000CC	2003	1.100	143,000,000	157,300,000
23	202079 00190	BUS	CHEVROLET	BUS CHEVROLET BENSIN	1980	1.100	10,500,000	11,550,000
24	202079 00191	BUS	CHEVROLET	EXPRESS G 2500	2002	1.100	460,000,000	506,000,000
25	202089 00027	BUS	DAEWOO	BH 115 E	2004	1.100	575,000,000	632,500,000
26	202090 00001	BUS	DAF	DAF	1981	1.100	10,500,000	11,550,000
27	202090 00001	BUS	DAF	DAF	1980	1.100	9,000,000	9,900,000
28	202090 00002	BUS	DAF	DAF 8401CC	1991	1.100	73,000,000	80,300,000
29	202103 00012	BUS	DODGE	BENSIN	1980	1.100	10,500,000	11,550,000
30	202103 00013	BUS	DODGE	BENSIN/ DIESEL	1980	1.100	10,000,000	11,000,000
31	202103 00014	BUS	DODGE	DIESEL	1981	1.100	9,000,000	9,900,000
32	202103 00014	BUS	DODGE	DIESEL	1980	1.100	8,000,000	8,800,000
33	202103 00015	BUS	DODGE	SUPERIOR D-500	1980	1.100	9,000,000	9,900,000
34	202116 00055	BUS	FIAT	SEDDON DIESEL	1980	1.100	12,000,000	13,200,000
35	202118 00158	BUS	FORD	BUS 4CYL	1980	1.100	10,500,000	11,550,000
36	202118 00159	BUS	FORD	BUS DO 710 - 156	1980	1.100	13,000,000	14,300,000
37	202118 00160	BUS	FORD	BUS DX 04 PY, 6234CC	1980	1.100	10,500,000	11,550,000
38	202118 00161	BUS	FORD	DO 812 - 134	1980	1.100	13,500,000	14,850,000
39	202126 00001	BUS	GARUDA	XQ6103SDY	2005	1.100	177,000,000	194,700,000
40	202126 00001	BUS	GARUDA	XQ6103SDY	2004	1.100	169,000,000	185,900,000
41	202126 00001	BUS	GARUDA	XQ6103SDY	2003	1.100	167,000,000	183,700,000
42	202126 00002	BUS	GARUDA	XQ6990SH6Y	2005	1.100	212,000,000	233,200,000
43	202126 00002	BUS	GARUDA	XQ6990SH6Y	2004	1.100	202,000,000	222,200,000
44	202126 00002	BUS	GARUDA	XQ6990SH6Y	2003	1.100	200,000,000	220,000,000
45	202160 00031	BUS	HINO	AK 172 LA	1995	1.100	85,000,000	93,500,000
46	202160 00031	BUS	HINO	AK 172 LA	1994	1.100	80,000,000	88,000,000
47	202160 00031	BUS	HINO	AK 172 LA	1993	1.100	75,000,000	82,500,000
48	202160 00031	BUS	HINO	AK 172 LA	1992	1.100	70,000,000	77,000,000
49	202160 00031	BUS	HINO	AK 172 LA	1991	1.100	65,000,000	71,500,000
50	202160 00031	BUS	HINO	AK 172 LA	1990	1.100	60,000,000	66,000,000
51	202160 00031	BUS	HINO	AK 172 LA	1989	1.100	56,000,000	61,600,000
52	202160 00031	BUS	HINO	AK 172 LA	1988	1.100	51,000,000	56,100,000
53	202160 00031	BUS	HINO	AK 172 LA	1987	1.100	46,000,000	50,600,000
54	202160 00031	BUS	HINO	AK 172 LA	1986	1.100	41,000,000	45,100,000
55	202160 00031	BUS	HINO	AK 172 LA	1980	1.100	20,000,000	22,000,000
56	202160 00032	BUS	HINO	AK 174 LA, 6728CC	1995	1.100	86,000,000	94,600,000
57	202160 00032	BUS	HINO	AK 174 LA, 6728CC	1994	1.100	80,000,000	88,000,000
58	202160 00032	BUS	HINO	AK 174 LA, 6728CC	1993	1.100	75,000,000	82,500,000
59	202160 00032	BUS	HINO	AK 174 LA, 6728CC	1992	1.100	70,000,000	77,000,000
60	202160 00032	BUS	HINO	AK 174 LA, 6728CC	1991	1.100	65,000,000	71,500,000
61	202160 00032	BUS	HINO	AK 174 LA, 6728CC	1990	1.100	60,000,000	66,000,000
62	202160 00032	BUS	HINO	AK 174 LA, 6728CC	1989	1.100	56,000,000	61,600,000
63	202160 00032	BUS	HINO	AK 174 LA, 6728CC	1988	1.100	51,000,000	56,100,000
64	202160 00032	BUS	HINO	AK 174 LA, 6728CC	1987	1.100	46,000,000	50,600,000
65	202160 00032	BUS	HINO	AK 174 LA, 6728CC	1986	1.100	41,000,000	45,100,000
66	202160 00033	BUS	HINO	AK 174 LAB	1994	1.100	93,000,000	102,300,000
67	202160 00033	BUS	HINO	AK 174 LAB	1993	1.100	86,000,000	94,600,000
68	202160 00033	BUS	HINO	AK 174 LAB	1992	1.100	80,000,000	88,000,000
69	202160 00033	BUS	HINO	AK 174 LAB	1991	1.100	75,000,000	82,500,000
70	202160 00033	BUS	HINO	AK 174 LAB	1990	1.100	69,000,000	75,900,000
71	202160 00033	BUS	HINO	AK 174 LAB	1989	1.100	65,000,000	71,500,000
72	202160 00033	BUS	HINO	AK 174 LAB	1988	1.100	60,000,000	66,000,000
73	202160 00033	BUS	HINO	AK 174 LAB	1987	1.100	51,000,000	56,100,000
74	202160 00033	BUS	HINO	AK 174 LAB	1986	1.100	41,000,000	45,100,000
75	202160 00034	BUS	HINO	AK 176 LA	2007	1.100	240,000,000	264,000,000
76	202160 00034	BUS	HINO	AK 176 LA	2006	1.100	239,000,000	262,900,000
77	202160 00034	BUS	HINO	AK 176 LA	1996	1.100	95,000,000	104,500,000
78	202160 00034	BUS	HINO	AK 176 LA	1995	1.100	85,000,000	93,500,000
79	202160 00034	BUS	HINO	AK 176 LA	1994	1.100	80,000,000	88,000,000
80	202160 00034	BUS	HINO	AK 176 LA	1993	1.100	75,000,000	82,500,000
81	202160 00034	BUS	HINO	AK 176 LA	1992	1.100	70,000,000	77,000,000
82	202160 00034	BUS	HINO	AK 176 LA	1991	1.100	65,000,000	71,500,000
83	202160 00029	BUS	HINO	AK 1 JRKA	2006	1.100	297,000,000	326,700,000
84	202160 00029	BUS	HINO	AK 1 JRKA	2005	1.100	277,000,000	304,700,000
85	202160 00030	BUS	HINO	AK 1 JRKA-BAB	2007	1.100	240,000,000	264,000,000
86	202160 00030	BUS	HINO	AK 1 JRKA-BAB	2006	1.100	237,000,000	260,700,000
87	202160 00030	BUS	HINO	AK 1 JRKA-BAB	2005	1.100	230,000,000	253,000,000

NO	KODING	JENIS	MEREK	TIPE	TH BUAT	BOBOT	NJKB	DP PKB
1	2	3	4	5	6	7	8	9
88	202160 00030	BUS	HINO	AK 1 JRKA-BAB	2004	1.100	222,000,000	244,200,000
89	202160 00035	BUS	HINO	AK 3 HM	2007	1.100	271,000,000	298,100,000
90	202160 00035	BUS	HINO	AK 3 HM	2006	1.100	269,000,000	295,900,000
91	202160 00035	BUS	HINO	AK 3 HM	2005	1.100	266,000,000	292,600,000
92	202160 00035	BUS	HINO	AK 3 HM	2004	1.100	264,000,000	290,400,000
93	202160 00035	BUS	HINO	AK 3 HM	2003	1.100	262,000,000	288,200,000
94	202160 00035	BUS	HINO	AK 3 HM	2002	1.100	249,000,000	273,900,000
95	202160 00035	BUS	HINO	AK 3 HM	2001	1.100	237,000,000	260,700,000
96	202160 00035	BUS	HINO	AK 3 HM	2000	1.100	196,000,000	215,600,000
97	202160 00035	BUS	HINO	AK 3 HM	1999	1.100	158,000,000	173,800,000
98	202160 00035	BUS	HINO	AK 3 HM	1998	1.100	139,000,000	152,900,000
99	202160 00035	BUS	HINO	AK 3 HM	1997	1.100	129,000,000	141,900,000
100	202160 00035	BUS	HINO	AK 3 HM	1996	1.100	109,000,000	119,900,000
101	202160 00035	BUS	HINO	AK 3 HM	1995	1.100	89,000,000	97,900,000
102	202160 00036	BUS	HINO	AK 3 HR	2005	1.100	266,000,000	292,600,000
103	202160 00036	BUS	HINO	AK 3 HR	2004	1.100	264,000,000	290,400,000
104	202160 00036	BUS	HINO	AK 3 HR	2003	1.100	262,000,000	288,200,000
105	202160 00036	BUS	HINO	AK 3 HR	2002	1.100	249,000,000	273,900,000
106	202160 00036	BUS	HINO	AK 3 HR	2001	1.100	237,000,000	260,700,000
107	202160 00036	BUS	HINO	AK 3 HR	2000	1.100	196,000,000	215,600,000
108	202160 00036	BUS	HINO	AK 3 HR	1999	1.100	158,000,000	173,800,000
109	202160 00036	BUS	HINO	AK 3 HR	1998	1.100	139,000,000	152,900,000
110	202160 00036	BUS	HINO	AK 3 HR	1997	1.100	129,000,000	141,900,000
111	202160 00036	BUS	HINO	AK 3 HR	1996	1.100	109,000,000	119,900,000
112	202160 00036	BUS	HINO	AK 3 HR	1995	1.100	89,000,000	97,900,000
113	202160 00037	BUS	HINO	AK 3 HRKA	2004	1.100	264,000,000	290,400,000
114	202160 00037	BUS	HINO	AK 3 HRKA	2003	1.100	262,000,000	288,200,000
115	202160 00037	BUS	HINO	AK 3 HRKA	2002	1.100	249,000,000	273,900,000
116	202160 00037	BUS	HINO	AK 3 HRKA	2001	1.100	237,000,000	260,700,000
117	202160 00037	BUS	HINO	AK 3 HRKA	2000	1.100	196,000,000	215,600,000
118	202160 00037	BUS	HINO	AK 3 HRKA	1999	1.100	158,000,000	173,800,000
119	202160 00037	BUS	HINO	AK 3 HRKA	1998	1.100	139,000,000	152,900,000
120	202160 00037	BUS	HINO	AK 3 HRKA	1997	1.100	129,000,000	141,900,000
121	202160 00037	BUS	HINO	AK 3 HRKA	1996	1.100	109,000,000	119,900,000
122	202160 00037	BUS	HINO	AK 3 HRKA	1995	1.100	89,000,000	97,900,000
123	202160 00038	BUS	HINO	AK8JRKA-FCJ	2018	1.100	387,000,000	425,700,000
124	202160 00038	BUS	HINO	AK8JRKA-FCJ	2017	1.100	380,000,000	418,000,000
125	202160 00038	BUS	HINO	AK8JRKA-FCJ	2016	1.100	372,000,000	409,200,000
126	202160 00039	BUS	HINO	AK8JRKA-FCJ/A215	2015	1.100	369,000,000	405,900,000
127	202160 00039	BUS	HINO	AK8JRKA-FCJ/A215	2014	1.100	351,000,000	386,100,000
128	202160 00039	BUS	HINO	AK8JRKA-FCJ/A215	2013	1.100	333,000,000	366,300,000
129	202160 00039	BUS	HINO	AK8JRKA-FCJ/A215	2012	1.100	316,000,000	347,600,000
130	202160 00039	BUS	HINO	AK8JRKA-FCJ/A215	2011	1.100	300,000,000	330,000,000
131	202160 00039	BUS	HINO	AK8JRKA-FCJ/A215	2010	1.100	285,000,000	313,500,000
132	202160 00039	BUS	HINO	AK8JRKA-FCJ/A215	2009	1.100	271,000,000	298,100,000
133	202160 00039	BUS	HINO	AK8JRKA-FCJ/A215	2008	1.100	257,000,000	282,700,000
134	202160 00039	BUS	HINO	AK8JRKA-FCJ/A215	2007	1.100	244,000,000	268,400,000
135	202160 00538	BUS	HINO	AK8JRKA-FCJ (AK215)	2019	1.100	387,000,000	425,700,000
136	202160 00040	BUS	HINO	BX 300 FF	1981	1.100	31,000,000	34,100,000
137	202160 00040	BUS	HINO	BX 300 FF	1980	1.100	26,000,000	28,600,000
138	202160 00041	BUS	HINO	BX 320	1983	1.100	31,500,000	34,650,000
139	202160 00041	BUS	HINO	BX 320	1982	1.100	29,500,000	32,450,000
140	202160 00041	BUS	HINO	BX 320	1981	1.100	27,500,000	30,250,000
141	202160 00041	BUS	HINO	BX 320	1980	1.100	20,000,000	22,000,000
142	202160 00042	BUS	HINO	BX 320 FF	1980	1.100	20,000,000	22,000,000
143	202160 00043	BUS	HINO	FC9JNKA-NNJB	2019	1.100	300,000,000	330,000,000
144	202160 00043	BUS	HINO	FC9JNKA-NNJB	2018	1.100	285,000,000	313,500,000
145	202160 00043	BUS	HINO	FC9JNKA-NNJB	2017	1.100	271,000,000	298,100,000
146	202160 00043	BUS	HINO	FC9JNKA-NNJB	2016	1.100	258,000,000	283,800,000
147	202160 00044	BUS	HINO	FC9JNKA-NNJB (FC BUS)	2016	1.100	300,000,000	330,000,000
148	202160 00044	BUS	HINO	FC9JNKA-NNJB (FC BUS)	2015	1.100	285,000,000	313,500,000
149	202160 00045	BUS	HINO	FF 172 A	1980	1.100	20,000,000	22,000,000
150	202160 00046	BUS	HINO	FF 172 LA	1980	1.100	15,500,000	17,050,000
151	202160 00077	BUS	HINO	FF 172 MA	1991	1.100	71,000,000	78,100,000
152	202160 00077	BUS	HINO	FF 172 MA	1990	1.100	66,000,000	72,600,000
153	202160 00047	BUS	HINO	FF 173 LAB	1991	1.100	83,000,000	91,300,000
154	202160 00048	BUS	HINO	FF 173 MA	1995	1.100	90,000,000	99,000,000
155	202160 00048	BUS	HINO	FF 173 MA	1994	1.100	84,000,000	92,400,000
156	202160 00048	BUS	HINO	FF 173 MA	1993	1.100	78,000,000	85,800,000
157	202160 00048	BUS	HINO	FF 173 MA	1992	1.100	74,000,000	81,400,000
158	202160 00048	BUS	HINO	FF 173 MA	1991	1.100	71,000,000	78,100,000
159	202160 00048	BUS	HINO	FF 173 MA	1990	1.100	66,000,000	72,600,000
160	202160 00049	BUS	HINO	FL 176 MA	1995	1.100	90,000,000	99,000,000
161	202160 00049	BUS	HINO	FL 176 MA	1994	1.100	84,000,000	92,400,000
162	202160 00049	BUS	HINO	FL 176 MA	1993	1.100	78,000,000	85,800,000
163	202160 00050	BUS	HINO	HINO	1980	1.100	18,000,000	19,800,000
164	202160 00051	BUS	HINO	KR 320	1980	1.100	16,500,000	18,150,000
165	202160 00052	BUS	HINO	RG 1 JN	2005	1.100	282,000,000	310,200,000
166	202160 00052	BUS	HINO	RG 1 JN	2004	1.100	279,000,000	306,900,000
167	202160 00052	BUS	HINO	RG 1 JN	2003	1.100	277,000,000	304,700,000
168	202160 00052	BUS	HINO	RG 1 JN	2002	1.100	263,000,000	289,300,000
169	202160 00052	BUS	HINO	RG 1 JN	2001	1.100	250,000,000	275,000,000
170	202160 00052	BUS	HINO	RG 1 JN	2000	1.100	222,000,000	244,200,000
171	202160 00052	BUS	HINO	RG 1 JN	1999	1.100	184,000,000	202,400,000
172	202160 00052	BUS	HINO	RG 1 JN	1998	1.100	158,000,000	173,800,000
173	202160 00052	BUS	HINO	RG 1 JN	1997	1.100	152,000,000	167,200,000
174	202160 00053	BUS	HINO	RG 1 JSKA	2007	1.100	314,000,000	345,400,000
175	202160 00053	BUS	HINO	RG 1 JSKA	2006	1.100	312,000,000	343,200,000
176	202160 00053	BUS	HINO	RG 1 JSKA	2005	1.100	297,000,000	326,700,000
177	202160 00053	BUS	HINO	RG 1 JSKA	2004	1.100	287,000,000	315,700,000
178	202160 00053	BUS	HINO	RG 1 JSKA	2003	1.100	277,000,000	304,700,000

NO	KODING	JENIS	MEREK	TIPE	TH BUAT	BOBOT	NJKB	DP PKB
1	2	3	4	5	6	7	8	9
179	202160 00053	BUS	HINO	RG 1 JSKA	2002	1.100	263,000,000	289,300,000
180	202160 00053	BUS	HINO	RG 1 JSKA	2001	1.100	250,000,000	275,000,000
181	202160 00053	BUS	HINO	RG 1 JSKA	2000	1.100	222,000,000	244,200,000
182	202160 00053	BUS	HINO	RG 1 JSKA	1999	1.100	184,000,000	202,400,000
183	202160 00053	BUS	HINO	RG 1 JSKA	1998	1.100	152,000,000	167,200,000
184	202160 00053	BUS	HINO	RG 1 JSKA	1997	1.100	127,000,000	139,700,000
185	202160 00055	BUS	HINO	RK 174 LA, 6728CC (DIESEL)	1995	1.100	89,000,000	97,900,000
186	202160 00055	BUS	HINO	RK 174 LA, 6728CC (DIESEL)	1994	1.100	83,000,000	91,300,000
187	202160 00055	BUS	HINO	RK 174 LA, 6728CC (DIESEL)	1993	1.100	77,000,000	84,700,000
188	202160 00055	BUS	HINO	RK 174 LA, 6728CC (DIESEL)	1992	1.100	72,000,000	79,200,000
189	202160 00055	BUS	HINO	RK 174 LA, 6728CC (DIESEL)	1991	1.100	67,000,000	73,700,000
190	202160 00055	BUS	HINO	RK 174 LA, 6728CC (DIESEL)	1990	1.100	60,000,000	66,000,000
191	202160 00054	BUS	HINO	RK 1 JSKA-BAB	2007	1.100	269,000,000	295,900,000
192	202160 00054	BUS	HINO	RK 1 JSKA-BAB	2006	1.100	268,000,000	294,800,000
193	202160 00054	BUS	HINO	RK 1 JSKA-BAB	2005	1.100	257,000,000	282,700,000
194	202160 00054	BUS	HINO	RK 1 JSKA-BAB	2004	1.100	238,000,000	261,800,000
195	202160 00060	BUS	HINO	RK1JSNL-RHJ	2016	1.100	451,000,000	496,100,000
196	202160 00060	BUS	HINO	RK1JSNL-RHJ	2015	1.100	428,000,000	470,800,000
197	202160 00060	BUS	HINO	RK1JSNL-RHJ	2014	1.100	406,000,000	446,600,000
198	202160 00061	BUS	HINO	RK1JSNL-RHJ (RK260)	2019	1.100	977,000,000	1,074,700,000
199	202160 00061	BUS	HINO	RK1JSNL-RHJ (RK260)	2018	1.100	929,000,000	1,021,900,000
200	202160 00061	BUS	HINO	RK1JSNL-RHJ (RK260)	2017	1.100	883,000,000	971,300,000
201	202160 00062	BUS	HINO	RK1JSNL-RHJ/RK CNG	2015	1.100	1,007,000,000	1,107,700,000
202	202160 00062	BUS	HINO	RK1JSNL-RHJ/RK CNG	2014	1.100	959,000,000	1,054,900,000
203	202160 00062	BUS	HINO	RK1JSNL-RHJ/RK CNG	2013	1.100	872,000,000	959,200,000
204	202160 00062	BUS	HINO	RK1JSNL-RHJ/RK CNG	2012	1.100	793,000,000	872,300,000
205	202160 00062	BUS	HINO	RK1JSNL-RHJ/RK CNG	2011	1.100	721,000,000	793,100,000
206	202160 00062	BUS	HINO	RK1JSNL-RHJ/RK CNG	2010	1.100	680,000,000	748,000,000
207	202160 00056	BUS	HINO	RK 2 HM DIESEL	1997	1.100	123,000,000	135,300,000
208	202160 00056	BUS	HINO	RK 2 HM DIESEL	1996	1.100	118,000,000	129,800,000
209	202160 00056	BUS	HINO	RK 2 HM DIESEL	1995	1.100	89,000,000	97,900,000
210	202160 00056	BUS	HINO	RK 2 HM DIESEL	1994	1.100	83,000,000	91,300,000
211	202160 00056	BUS	HINO	RK 2 HM DIESEL	1993	1.100	77,000,000	84,700,000
212	202160 00056	BUS	HINO	RK 2 HM DIESEL	1992	1.100	72,000,000	79,200,000
213	202160 00057	BUS	HINO	RK 2 HMLA	1997	1.100	123,000,000	135,300,000
214	202160 00057	BUS	HINO	RK 2 HMLA	1996	1.100	118,000,000	129,800,000
215	202160 00057	BUS	HINO	RK 2 HMLA	1995	1.100	89,000,000	97,900,000
216	202160 00057	BUS	HINO	RK 2 HMLA	1994	1.100	83,000,000	91,300,000
217	202160 00057	BUS	HINO	RK 2 HMLA	1993	1.100	77,000,000	84,700,000
218	202160 00057	BUS	HINO	RK 2 HMLA	1992	1.100	72,000,000	79,200,000
219	202160 00057	BUS	HINO	RK 2 HMLA	1991	1.100	67,000,000	73,700,000
220	202160 00058	BUS	HINO	RK 2 HR DIESEL	1997	1.100	123,000,000	135,300,000
221	202160 00058	BUS	HINO	RK 2 HR DIESEL	1996	1.100	118,000,000	129,800,000
222	202160 00058	BUS	HINO	RK 2 HR DIESEL	1995	1.100	89,000,000	97,900,000
223	202160 00058	BUS	HINO	RK 2 HR DIESEL	1994	1.100	83,000,000	91,300,000
224	202160 00058	BUS	HINO	RK 2 HR DIESEL	1993	1.100	77,000,000	84,700,000
225	202160 00058	BUS	HINO	RK 2 HR DIESEL	1992	1.100	72,000,000	79,200,000
226	202160 00058	BUS	HINO	RK 2 HR DIESEL	1991	1.100	67,000,000	73,700,000
227	202160 00058	BUS	HINO	RK 2 HR DIESEL	1990	1.100	60,000,000	66,000,000
228	202160 00059	BUS	HINO	RK 2 HRLA	2004	1.100	264,000,000	290,400,000
229	202160 00059	BUS	HINO	RK 2 HRLA	2003	1.100	262,000,000	288,200,000
230	202160 00059	BUS	HINO	RK 2 HRLA	2002	1.100	249,000,000	273,900,000
231	202160 00059	BUS	HINO	RK 2 HRLA	2001	1.100	237,000,000	260,700,000
232	202160 00059	BUS	HINO	RK 2 HRLA	2000	1.100	196,000,000	215,600,000
233	202160 00059	BUS	HINO	RK 2 HRLA	1999	1.100	177,000,000	194,700,000
234	202160 00059	BUS	HINO	RK 2 HRLA	1998	1.100	140,000,000	154,000,000
235	202160 00059	BUS	HINO	RK 2 HRLA	1997	1.100	123,000,000	135,300,000
236	202160 00059	BUS	HINO	RK 2 HRLA	1996	1.100	118,000,000	129,800,000
237	202160 00059	BUS	HINO	RK 2 HRLA	1995	1.100	89,000,000	97,900,000
238	202160 00059	BUS	HINO	RK 2 HRLA	1994	1.100	83,000,000	91,300,000
239	202160 00059	BUS	HINO	RK 2 HRLA	1993	1.100	77,000,000	84,700,000
240	202160 00059	BUS	HINO	RK 2 HRLA	1992	1.100	72,000,000	79,200,000
241	202160 00063	BUS	HINO	RK8JSKA-MHJ	2017	1.100	438,000,000	481,800,000
242	202160 00063	BUS	HINO	RK8JSKA-MHJ	2016	1.100	429,000,000	471,900,000
243	202160 00064	BUS	HINO	RK8JSKA-MHJ/R235	2015	1.100	442,000,000	486,200,000
244	202160 00064	BUS	HINO	RK8JSKA-MHJ/R235	2014	1.100	420,000,000	462,000,000
245	202160 00064	BUS	HINO	RK8JSKA-MHJ/R235	2013	1.100	399,000,000	438,900,000
246	202160 00064	BUS	HINO	RK8JSKA-MHJ/R235	2012	1.100	379,000,000	416,900,000
247	202160 00064	BUS	HINO	RK8JSKA-MHJ/R235	2011	1.100	360,000,000	396,000,000
248	202160 00064	BUS	HINO	RK8JSKA-MHJ/R235	2010	1.100	342,000,000	376,200,000
249	202160 00064	BUS	HINO	RK8JSKA-MHJ/R235	2009	1.100	325,000,000	357,500,000
250	202160 00064	BUS	HINO	RK8JSKA-MHJ/R235	2008	1.100	309,000,000	339,900,000
251	202160 00064	BUS	HINO	RK8JSKA-MHJ/R235	2007	1.100	294,000,000	323,400,000
252	202160 00065	BUS	HINO	RK8JSKA-NHJ	2019	1.100	466,000,000	512,600,000
253	202160 00065	BUS	HINO	RK8JSKA-NHJ	2018	1.100	443,000,000	487,300,000
254	202160 00065	BUS	HINO	RK8JSKA-NHJ	2017	1.100	421,000,000	463,100,000
255	202160 00065	BUS	HINO	RK8JSKA-NHJ	2016	1.100	400,000,000	440,000,000
256	202160 00066	BUS	HINO	RK8JSKA-NHJ/R260	2015	1.100	337,000,000	370,700,000
257	202160 00066	BUS	HINO	RK8JSKA-NHJ/R260	2014	1.100	331,000,000	364,100,000
258	202160 00066	BUS	HINO	RK8JSKA-NHJ/R260	2013	1.100	325,000,000	357,500,000
259	202160 00066	BUS	HINO	RK8JSKA-NHJ/R260	2012	1.100	319,000,000	350,900,000
260	202160 00066	BUS	HINO	RK8JSKA-NHJ/R260	2011	1.100	313,000,000	344,300,000
261	202160 00066	BUS	HINO	RK8JSKA-NHJ/R260	2010	1.100	307,000,000	337,700,000
262	202160 00066	BUS	HINO	RK8JSKA-NHJ/R260	2009	1.100	301,000,000	331,100,000
263	202160 00066	BUS	HINO	RK8JSKA-NHJ/R260	2008	1.100	295,000,000	324,500,000
264	202160 00066	BUS	HINO	RK8JSKA-NHJ/R260	2007	1.100	290,000,000	319,000,000
265	202160 00067	BUS	HINO	RKUSNL-RHJ (RK260)	2016	1.100	334,000,000	367,400,000
266	202160 00068	BUS	HINO	RM1ESKU	2019	1.100	779,000,000	856,900,000
267	202160 00068	BUS	HINO	RM1ESKU	2018	1.100	741,000,000	815,100,000
268	202160 00068	BUS	HINO	RM1ESKU	2017	1.100	704,000,000	774,400,000
269	202160 00069	BUS	HINO	RN8JSKA-SJJ	2019	1.100	597,000,000	656,700,000

NO	KODING	JENIS	MEREK	TIPE	TH BUAT	BOBOT	NJKB	DP PKB
1	2	3	4	5	6	7	8	9
270	202160 00069	BUS	HINO	RN8JSKA-SJJ	2018	1.100	568,000,000	624,800,000
271	202160 00069	BUS	HINO	RN8JSKA-SJJ	2017	1.100	540,000,000	594,000,000
272	202160 00069	BUS	HINO	RN8JSKA-SJJ	2016	1.100	513,000,000	564,300,000
273	202160 00070	BUS	HINO	RN8JSKA-SJJ (RN285)	2015	1.100	531,000,000	584,100,000
274	202160 00070	BUS	HINO	RN8JSKA-SJJ (RN285)	2014	1.100	506,000,000	556,600,000
275	202160 00071	BUS	HINO	RN8JSKA-SSJ	2016	1.100	556,000,000	611,600,000
276	202160 00071	BUS	HINO	RN8JSKA-SSJ	2015	1.100	482,000,000	530,200,000
277	202160 00071	BUS	HINO	RN8JSKA-SSJ	2014	1.100	459,000,000	504,900,000
278	202160 00073	BUS	HINO	RN8JSKA-SSJA (RN285 AT)	2019	1.100	648,000,000	712,800,000
279	202160 00073	BUS	HINO	RN8JSKA-SSJA (RN285 AT)	2018	1.100	616,000,000	677,600,000
280	202160 00073	BUS	HINO	RN8JSKA-SSJA (RN285 AT)	2017	1.100	586,000,000	644,600,000
281	202160 00073	BUS	HINO	RN8JSKA-SSJA (RN285 AT)	2016	1.100	557,000,000	612,700,000
282	202160 00072	BUS	HINO	RN8JSKA-SSJ (RN285)	2019	1.100	648,000,000	712,800,000
283	202160 00072	BUS	HINO	RN8JSKA-SSJ (RN285)	2018	1.100	616,000,000	677,600,000
284	202160 00072	BUS	HINO	RN8JSKA-SSJ (RN285)	2017	1.100	586,000,000	644,600,000
285	202160 00072	BUS	HINO	RN8JSKA-SSJ (RN285)	2016	1.100	557,000,000	612,700,000
286	202160 00074	BUS	HINO	RN8JSKA-VSJ	2019	1.100	666,000,000	732,600,000
287	202160 00074	BUS	HINO	RN8JSKA-VSJ	2018	1.100	633,000,000	696,300,000
288	202160 00075	BUS	HINO	RN8JSPA-SJJ	2019	1.100	545,000,000	599,500,000
289	202160 00075	BUS	HINO	RN8JSPA-SJJ	2018	1.100	518,000,000	569,800,000
290	202160 00076	BUS	HINO	RN8JSPA-SSJ	2019	1.100	585,000,000	643,500,000
291	202160 00076	BUS	HINO	RN8JSPA-SSJ	2018	1.100	556,000,000	611,600,000
292	202177 00147	BUS	HYUNDAI	AERO DIESEL LD M/T	2012	1.100	394,000,000	433,400,000
293	202177 00147	BUS	HYUNDAI	AERO DIESEL LD M/T	2011	1.100	358,000,000	393,800,000
294	202177 00147	BUS	HYUNDAI	AERO DIESEL LD M/T	2010	1.100	338,000,000	371,800,000
295	202177 00147	BUS	HYUNDAI	AERO DIESEL LD M/T	2009	1.100	307,000,000	337,700,000
296	202177 00147	BUS	HYUNDAI	AERO DIESEL LD M/T	2008	1.100	289,000,000	317,900,000
297	202179 00001	BUS	IKARUS	247	1996	1.100	84,000,000	92,400,000
298	202183 00002	BUS	INTERNATIONAL	AVISTAR	1990	1.100	83,000,000	91,300,000
299	202185 00131	BUS	ISUZU	ECR 500	1993	1.100	77,000,000	84,700,000
300	202185 00131	BUS	ISUZU	ECR 500	1992	1.100	72,000,000	79,200,000
301	202185 00131	BUS	ISUZU	ECR 500	1991	1.100	67,000,000	73,700,000
302	202185 00131	BUS	ISUZU	ECR 500	1990	1.100	62,000,000	68,200,000
303	202185 00131	BUS	ISUZU	ECR 500	1989	1.100	58,000,000	63,800,000
304	202185 00131	BUS	ISUZU	ECR 500	1988	1.100	54,000,000	59,400,000
305	202185 00131	BUS	ISUZU	ECR 500	1987	1.100	50,000,000	55,000,000
306	202185 00131	BUS	ISUZU	ECR 500	1986	1.100	47,000,000	51,700,000
307	202185 00131	BUS	ISUZU	ECR 500	1985	1.100	44,000,000	48,400,000
308	202185 00131	BUS	ISUZU	ECR 500	1984	1.100	40,000,000	44,000,000
309	202185 00517	BUS	ISUZU	FRR 90 Q BUS	2019	1.100	373,000,000	410,300,000
310	202185 00518	BUS	ISUZU	LT1 34 S	2019	1.100	600,000,000	660,000,000
311	202230 00001	BUS	LEYLAND	LEYLAND	1985	1.100	31,000,000	34,100,000
312	202230 00001	BUS	LEYLAND	LEYLAND	1984	1.100	29,000,000	31,900,000
313	202230 00001	BUS	LEYLAND	LEYLAND	1983	1.100	27,000,000	29,700,000
314	202230 00001	BUS	LEYLAND	LEYLAND	1982	1.100	25,000,000	27,500,000
315	202230 00001	BUS	LEYLAND	LEYLAND	1981	1.100	23,000,000	25,300,000
316	202230 00001	BUS	LEYLAND	LEYLAND	1980	1.100	21,000,000	23,100,000
317	202230 00002	BUS	LEYLAND	SINGLE DECKER	1980	1.100	18,000,000	19,800,000
318	202247 00021	BUS	MAN	18.220 4X2 LL FOC	2019	1.100	423,000,000	465,300,000
319	202247 00022	BUS	MAN	18.280 4X2 LL	2019	1.100	430,000,000	473,000,000
320	202247 00023	BUS	MAN	24.460 6X2 R37	2019	1.100	1,206,000,000	1,326,600,000
321	202247 00024	BUS	MAN	26.430 6X2 RR4	2019	1.100	918,000,000	1,009,800,000
322	202255 00552	BUS	MERCEDES BENZ	0306 I	1992	1.100	79,000,000	86,900,000
323	202255 00552	BUS	MERCEDES BENZ	0306 I	1991	1.100	76,000,000	83,600,000
324	202255 00552	BUS	MERCEDES BENZ	0306 I	1990	1.100	72,000,000	79,200,000
325	202255 00552	BUS	MERCEDES BENZ	0306 I	1989	1.100	68,000,000	74,800,000
326	202255 00552	BUS	MERCEDES BENZ	0306 I	1988	1.100	64,000,000	70,400,000
327	202255 00552	BUS	MERCEDES BENZ	0306 I	1987	1.100	58,000,000	63,800,000
328	202255 00552	BUS	MERCEDES BENZ	0306 I	1986	1.100	54,000,000	59,400,000
329	202255 00552	BUS	MERCEDES BENZ	0306 I	1985	1.100	50,000,000	55,000,000
330	202255 00552	BUS	MERCEDES BENZ	0306 I	1984	1.100	47,000,000	51,700,000
331	202255 00552	BUS	MERCEDES BENZ	0306 I	1983	1.100	43,000,000	47,300,000
332	202255 00552	BUS	MERCEDES BENZ	0306 I	1982	1.100	40,000,000	44,000,000
333	202255 00552	BUS	MERCEDES BENZ	0306 I	1981	1.100	37,000,000	40,700,000
334	202255 00553	BUS	MERCEDES BENZ	0308/OH 408 EKS KTT NON BLOK	1992	1.100	42,000,000	46,200,000
335	202255 00553	BUS	MERCEDES BENZ	0308/OH 408 EKS KTT NON BLOK	1991	1.100	39,000,000	42,900,000
336	202255 00554	BUS	MERCEDES BENZ	0508 I	1991	1.100	85,000,000	93,500,000
337	202255 00554	BUS	MERCEDES BENZ	0508 I	1990	1.100	79,000,000	86,900,000
338	202255 00554	BUS	MERCEDES BENZ	0508 I	1989	1.100	69,000,000	75,900,000
339	202255 00554	BUS	MERCEDES BENZ	0508 I	1988	1.100	59,000,000	64,900,000
340	202255 00554	BUS	MERCEDES BENZ	0508 I	1987	1.100	50,000,000	55,000,000
341	202255 00554	BUS	MERCEDES BENZ	0508 I	1986	1.100	40,000,000	44,000,000
342	202255 00555	BUS	MERCEDES BENZ	2534/63	1997	1.100	126,000,000	138,600,000
343	202255 00555	BUS	MERCEDES BENZ	2534/63	1996	1.100	108,000,000	118,800,000
344	202255 00556	BUS	MERCEDES BENZ	300 OH 1518/51 OM 366 A	1997	1.100	82,000,000	90,200,000
345	202255 00556	BUS	MERCEDES BENZ	300 OH 1518/51 OM 366 A	1996	1.100	77,000,000	84,700,000
346	202255 00557	BUS	MERCEDES BENZ	808	1987	1.100	30,000,000	33,000,000
347	202255 00558	BUS	MERCEDES BENZ	808 4CYL	1980	1.100	10,800,000	11,880,000
348	202255 00562	BUS	MERCEDES BENZ	917- 5985CC	1987	1.100	49,000,000	53,900,000
349	202255 00559	BUS	MERCEDES BENZ	917 AK/36	1995	1.100	103,000,000	113,300,000
350	202255 00559	BUS	MERCEDES BENZ	917 AK/36	1994	1.100	96,000,000	105,600,000
351	202255 00559	BUS	MERCEDES BENZ	917 AK/36	1993	1.100	94,000,000	103,400,000
352	202255 00559	BUS	MERCEDES BENZ	917 AK/36	1992	1.100	92,000,000	101,200,000
353	202255 00559	BUS	MERCEDES BENZ	917 AK/36	1991	1.100	87,000,000	95,700,000
354	202255 00560	BUS	MERCEDES BENZ	917 AK/42	1995	1.100	112,000,000	123,200,000
355	202255 00560	BUS	MERCEDES BENZ	917 AK/42	1994	1.100	101,000,000	111,100,000
356	202255 00560	BUS	MERCEDES BENZ	917 AK/42	1993	1.100	95,000,000	104,500,000
357	202255 00560	BUS	MERCEDES BENZ	917 AK/42	1992	1.100	94,000,000	103,400,000
358	202255 00560	BUS	MERCEDES BENZ	917 AK/42	1991	1.100	93,000,000	102,300,000
359	202255 00561	BUS	MERCEDES BENZ	917 K/32	1985	1.100	19,000,000	20,900,000
360	202255 00563	BUS	MERCEDES BENZ	LP 808 / 42	1980	1.100	20,000,000	22,000,000

NO	KODING	JENIS	MEREK	TIPE	TH BUAT	BOBOT	NJKB	DP PKB
1	2	3	4	5	6	7	8	9
361	202255 00564	BUS	MERCEDES BENZ	LP 911/42	1980	1.100	20,000,000	22,000,000
362	202255 00565	BUS	MERCEDES BENZ	MB 917 (4X2) 5300 M/T	2017	1.100	288,000,000	316,800,000
363	202255 00566	BUS	MERCEDES BENZ	O 500 MA 2831 (6X2) CNG A/T CBU	2017	1.100	2,790,000,000	3,069,000,000
364	202255 00567	BUS	MERCEDES BENZ	O 500 R 1830	2012	1.100	947,000,000	1,041,700,000
365	202255 00568	BUS	MERCEDES BENZ	O 500 R 1830 MT (CKD)	2017	1.100	994,000,000	1,093,400,000
366	202255 00568	BUS	MERCEDES BENZ	O 500 R 1830 MT (CKD)	2016	1.100	974,000,000	1,071,400,000
367	202255 00568	BUS	MERCEDES BENZ	O 500 R 1830 MT (CKD)	2015	1.100	935,000,000	1,028,500,000
368	202255 00568	BUS	MERCEDES BENZ	O 500 R 1830 MT (CKD)	2014	1.100	916,000,000	1,007,600,000
369	202255 00568	BUS	MERCEDES BENZ	O 500 R 1830 MT (CKD)	2013	1.100	889,000,000	977,900,000
370	202255 00569	BUS	MERCEDES BENZ	O 500 R 1836 MT (CKD)	2017	1.100	986,000,000	1,084,600,000
371	202255 00569	BUS	MERCEDES BENZ	O 500 R 1836 MT (CKD)	2016	1.100	966,000,000	1,062,600,000
372	202255 00569	BUS	MERCEDES BENZ	O 500 R 1836 MT (CKD)	2015	1.100	937,000,000	1,030,700,000
373	202255 00569	BUS	MERCEDES BENZ	O 500 R 1836 MT (CKD)	2014	1.100	918,000,000	1,009,800,000
374	202255 00569	BUS	MERCEDES BENZ	O 500 R 1836 MT (CKD)	2013	1.100	881,000,000	969,100,000
375	202255 00570	BUS	MERCEDES BENZ	O 500 RS 1836 MT (CKD)	2019	1.100	990,000,000	1,089,000,000
376	202255 00570	BUS	MERCEDES BENZ	O 500 RS 1836 MT (CKD)	2018	1.100	941,000,000	1,035,100,000
377	202255 00571	BUS	MERCEDES BENZ	O 500 U 1726 A/T	2017	1.100	1,296,000,000	1,425,600,000
378	202255 00572	BUS	MERCEDES BENZ	O 500 U 1726 AT CBU	2019	1.100	1,296,000,000	1,425,600,000
379	202255 00572	BUS	MERCEDES BENZ	O 500 U 1726 AT CBU	2018	1.100	1,232,000,000	1,355,200,000
380	202255 00574	BUS	MERCEDES BENZ	OC 500 RF 2542/68 AT CBU	2018	1.100	1,350,000,000	1,485,000,000
381	202255 00574	BUS	MERCEDES BENZ	OC 500 RF 2542/68 AT CBU	2017	1.100	1,350,000,000	1,485,000,000
382	202255 00574	BUS	MERCEDES BENZ	OC 500 RF 2542/68 AT CBU	2016	1.100	1,323,000,000	1,455,300,000
383	202255 00573	BUS	MERCEDES BENZ	OC 500 RF 2542 AT CBU	2018	1.100	1,350,000,000	1,485,000,000
384	202255 00573	BUS	MERCEDES BENZ	OC 500 RF 2542 AT CBU	2017	1.100	1,350,000,000	1,485,000,000
385	202255 00573	BUS	MERCEDES BENZ	OC 500 RF 2542 AT CBU	2016	1.100	1,323,000,000	1,455,300,000
386	202255 00573	BUS	MERCEDES BENZ	OC 500 RF 2542 AT CBU	2015	1.100	1,270,000,000	1,397,000,000
387	202255 00790	BUS	MERCEDES BENZ	OC 500 RF 2542 AT DD CBU	2019	1.100	1,239,000,000	1,362,900,000
388	202255 00791	BUS	MERCEDES BENZ	OC 500 RF 2542 AT MAXI CBU	2019	1.100	1,239,000,000	1,362,900,000
389	202255 00575	BUS	MERCEDES BENZ	OF 1113/34	1995	1.100	79,000,000	86,900,000
390	202255 00575	BUS	MERCEDES BENZ	OF 1113/34	1994	1.100	76,000,000	83,600,000
391	202255 00575	BUS	MERCEDES BENZ	OF 1113/34	1993	1.100	71,000,000	78,100,000
392	202255 00575	BUS	MERCEDES BENZ	OF 1113/34	1992	1.100	66,000,000	72,600,000
393	202255 00575	BUS	MERCEDES BENZ	OF 1113/34	1991	1.100	62,000,000	68,200,000
394	202255 00575	BUS	MERCEDES BENZ	OF 1113/34	1990	1.100	58,000,000	63,800,000
395	202255 00575	BUS	MERCEDES BENZ	OF 1113/34	1989	1.100	53,000,000	58,300,000
396	202255 00575	BUS	MERCEDES BENZ	OF 1113/34	1988	1.100	50,000,000	55,000,000
397	202255 00575	BUS	MERCEDES BENZ	OF 1113/34	1987	1.100	47,000,000	51,700,000
398	202255 00575	BUS	MERCEDES BENZ	OF 1113/34	1986	1.100	44,000,000	48,400,000
399	202255 00575	BUS	MERCEDES BENZ	OF 1113/34	1985	1.100	42,000,000	46,200,000
400	202255 00575	BUS	MERCEDES BENZ	OF 1113/34	1984	1.100	40,000,000	44,000,000
401	202255 00575	BUS	MERCEDES BENZ	OF 1113/34	1983	1.100	38,000,000	41,800,000
402	202255 00575	BUS	MERCEDES BENZ	OF 1113/34	1982	1.100	35,000,000	38,500,000
403	202255 00575	BUS	MERCEDES BENZ	OF 1113/34	1981	1.100	32,000,000	35,200,000
404	202255 00575	BUS	MERCEDES BENZ	OF 1113/34	1980	1.100	25,000,000	27,500,000
405	202255 00576	BUS	MERCEDES BENZ	OF 1113/42	1995	1.100	79,000,000	86,900,000
406	202255 00576	BUS	MERCEDES BENZ	OF 1113/42	1994	1.100	76,000,000	83,600,000
407	202255 00576	BUS	MERCEDES BENZ	OF 1113/42	1993	1.100	71,000,000	78,100,000
408	202255 00576	BUS	MERCEDES BENZ	OF 1113/42	1992	1.100	66,000,000	72,600,000
409	202255 00576	BUS	MERCEDES BENZ	OF 1113/42	1991	1.100	62,000,000	68,200,000
410	202255 00576	BUS	MERCEDES BENZ	OF 1113/42	1990	1.100	58,000,000	63,800,000
411	202255 00576	BUS	MERCEDES BENZ	OF 1113/42	1989	1.100	53,000,000	58,300,000
412	202255 00576	BUS	MERCEDES BENZ	OF 1113/42	1988	1.100	50,000,000	55,000,000
413	202255 00576	BUS	MERCEDES BENZ	OF 1113/42	1987	1.100	47,000,000	51,700,000
414	202255 00576	BUS	MERCEDES BENZ	OF 1113/42	1986	1.100	44,000,000	48,400,000
415	202255 00576	BUS	MERCEDES BENZ	OF 1113/42	1985	1.100	42,000,000	46,200,000
416	202255 00576	BUS	MERCEDES BENZ	OF 1113/42	1984	1.100	40,000,000	44,000,000
417	202255 00576	BUS	MERCEDES BENZ	OF 1113/42	1983	1.100	38,000,000	41,800,000
418	202255 00576	BUS	MERCEDES BENZ	OF 1113/42	1982	1.100	35,000,000	38,500,000
419	202255 00576	BUS	MERCEDES BENZ	OF 1113/42	1981	1.100	32,000,000	35,200,000
420	202255 00576	BUS	MERCEDES BENZ	OF 1113/42	1980	1.100	30,000,000	33,000,000
421	202255 00577	BUS	MERCEDES BENZ	OF 1113/44	1995	1.100	79,000,000	86,900,000
422	202255 00577	BUS	MERCEDES BENZ	OF 1113/44	1994	1.100	76,000,000	83,600,000
423	202255 00577	BUS	MERCEDES BENZ	OF 1113/44	1993	1.100	71,000,000	78,100,000
424	202255 00577	BUS	MERCEDES BENZ	OF 1113/44	1992	1.100	66,000,000	72,600,000
425	202255 00577	BUS	MERCEDES BENZ	OF 1113/44	1991	1.100	62,000,000	68,200,000
426	202255 00577	BUS	MERCEDES BENZ	OF 1113/44	1990	1.100	58,000,000	63,800,000
427	202255 00577	BUS	MERCEDES BENZ	OF 1113/44	1989	1.100	53,000,000	58,300,000
428	202255 00577	BUS	MERCEDES BENZ	OF 1113/44	1988	1.100	50,000,000	55,000,000
429	202255 00577	BUS	MERCEDES BENZ	OF 1113/44	1987	1.100	47,000,000	51,700,000
430	202255 00577	BUS	MERCEDES BENZ	OF 1113/44	1986	1.100	44,000,000	48,400,000
431	202255 00577	BUS	MERCEDES BENZ	OF 1113/44	1985	1.100	42,000,000	46,200,000
432	202255 00577	BUS	MERCEDES BENZ	OF 1113/44	1984	1.100	40,000,000	44,000,000
433	202255 00577	BUS	MERCEDES BENZ	OF 1113/44	1983	1.100	38,000,000	41,800,000
434	202255 00577	BUS	MERCEDES BENZ	OF 1113/44	1982	1.100	35,000,000	38,500,000
435	202255 00577	BUS	MERCEDES BENZ	OF 1113/44	1981	1.100	32,000,000	35,200,000
436	202255 00577	BUS	MERCEDES BENZ	OF 1113/44	1980	1.100	19,500,000	21,450,000
437	202255 00578	BUS	MERCEDES BENZ	OF 1113/45	1995	1.100	79,000,000	86,900,000
438	202255 00578	BUS	MERCEDES BENZ	OF 1113/45	1994	1.100	76,000,000	83,600,000
439	202255 00578	BUS	MERCEDES BENZ	OF 1113/45	1993	1.100	71,000,000	78,100,000
440	202255 00578	BUS	MERCEDES BENZ	OF 1113/45	1992	1.100	66,000,000	72,600,000
441	202255 00578	BUS	MERCEDES BENZ	OF 1113/45	1991	1.100	62,000,000	68,200,000
442	202255 00578	BUS	MERCEDES BENZ	OF 1113/45	1990	1.100	58,000,000	63,800,000
443	202255 00578	BUS	MERCEDES BENZ	OF 1113/45	1989	1.100	53,000,000	58,300,000
444	202255 00578	BUS	MERCEDES BENZ	OF 1113/45	1988	1.100	50,000,000	55,000,000
445	202255 00578	BUS	MERCEDES BENZ	OF 1113/45	1987	1.100	47,000,000	51,700,000
446	202255 00578	BUS	MERCEDES BENZ	OF 1113/45	1986	1.100	44,000,000	48,400,000
447	202255 00578	BUS	MERCEDES BENZ	OF 1113/45	1985	1.100	42,000,000	46,200,000
448	202255 00578	BUS	MERCEDES BENZ	OF 1113/45	1984	1.100	40,000,000	44,000,000
449	202255 00578	BUS	MERCEDES BENZ	OF 1113/45	1983	1.100	38,000,000	41,800,000
450	202255 00578	BUS	MERCEDES BENZ	OF 1113/45	1982	1.100	35,000,000	38,500,000
451	202255 00578	BUS	MERCEDES BENZ	OF 1113/45	1981	1.100	32,000,000	35,200,000

NO	KODING	JENIS	MEREK	TIPE	TH BUAT	BOBOT	NJKB	DP PKB
1	2	3	4	5	6	7	8	9
452	202255 00578	BUS	MERCEDES BENZ	OF 1113/45	1980	1.100	21,500,000	23,650,000
453	202255 00579	BUS	MERCEDES BENZ	OF 1113/51	1995	1.100	79,000,000	86,900,000
454	202255 00579	BUS	MERCEDES BENZ	OF 1113/51	1994	1.100	76,000,000	83,600,000
455	202255 00579	BUS	MERCEDES BENZ	OF 1113/51	1993	1.100	71,000,000	78,100,000
456	202255 00579	BUS	MERCEDES BENZ	OF 1113/51	1992	1.100	66,000,000	72,600,000
457	202255 00579	BUS	MERCEDES BENZ	OF 1113/51	1991	1.100	62,000,000	68,200,000
458	202255 00579	BUS	MERCEDES BENZ	OF 1113/51	1990	1.100	58,000,000	63,800,000
459	202255 00579	BUS	MERCEDES BENZ	OF 1113/51	1989	1.100	53,000,000	58,300,000
460	202255 00579	BUS	MERCEDES BENZ	OF 1113/51	1988	1.100	50,000,000	55,000,000
461	202255 00579	BUS	MERCEDES BENZ	OF 1113/51	1987	1.100	47,000,000	51,700,000
462	202255 00579	BUS	MERCEDES BENZ	OF 1113/51	1986	1.100	44,000,000	48,400,000
463	202255 00580	BUS	MERCEDES BENZ	OF 1518/52	1997	1.100	128,000,000	140,800,000
464	202255 00580	BUS	MERCEDES BENZ	OF 1518/52	1996	1.100	123,000,000	135,300,000
465	202255 00580	BUS	MERCEDES BENZ	OF 1518/52	1995	1.100	79,000,000	86,900,000
466	202255 00580	BUS	MERCEDES BENZ	OF 1518/52	1994	1.100	76,000,000	83,600,000
467	202255 00581	BUS	MERCEDES BENZ	OF 1521/52	1997	1.100	128,000,000	140,800,000
468	202255 00581	BUS	MERCEDES BENZ	OF 1521/52	1996	1.100	123,000,000	135,300,000
469	202255 00581	BUS	MERCEDES BENZ	OF 1521/52	1995	1.100	79,000,000	86,900,000
470	202255 00581	BUS	MERCEDES BENZ	OF 1521/52	1994	1.100	76,000,000	83,600,000
471	202255 00582	BUS	MERCEDES BENZ	OF 1623 RF MT (CBU)	2019	1.100	462,000,000	508,200,000
472	202255 00582	BUS	MERCEDES BENZ	OF 1623 RF MT (CBU)	2018	1.100	439,000,000	482,900,000
473	202255 00583	BUS	MERCEDES BENZ	OF 8000	2003	1.100	171,000,000	188,100,000
474	202255 00583	BUS	MERCEDES BENZ	OF 8000	2002	1.100	163,000,000	179,300,000
475	202255 00583	BUS	MERCEDES BENZ	OF 8000	2001	1.100	148,000,000	162,800,000
476	202255 00583	BUS	MERCEDES BENZ	OF 8000	2000	1.100	133,000,000	146,300,000
477	202255 00584	BUS	MERCEDES BENZ	OF 8000/42	2005	1.100	189,000,000	207,900,000
478	202255 00584	BUS	MERCEDES BENZ	OF 8000/42	2004	1.100	180,000,000	198,000,000
479	202255 00584	BUS	MERCEDES BENZ	OF 8000/42	2003	1.100	171,000,000	188,100,000
480	202255 00584	BUS	MERCEDES BENZ	OF 8000/42	2002	1.100	163,000,000	179,300,000
481	202255 00584	BUS	MERCEDES BENZ	OF 8000/42	2001	1.100	148,000,000	162,800,000
482	202255 00584	BUS	MERCEDES BENZ	OF 8000/42	2000	1.100	133,000,000	146,300,000
483	202255 00585	BUS	MERCEDES BENZ	OF 917 - 4250 MT CBU	2019	1.100	327,000,000	359,700,000
484	202255 00585	BUS	MERCEDES BENZ	OF 917 - 4250 MT CBU	2018	1.100	311,000,000	342,100,000
485	202255 00585	BUS	MERCEDES BENZ	OF 917 - 4250 MT CBU	2017	1.100	296,000,000	325,600,000
486	202255 00587	BUS	MERCEDES BENZ	OF 917-5300 A/T CBU	2019	1.100	454,000,000	499,400,000
487	202255 00587	BUS	MERCEDES BENZ	OF 917-5300 A/T CBU	2018	1.100	432,000,000	475,200,000
488	202255 00587	BUS	MERCEDES BENZ	OF 917-5300 A/T CBU	2017	1.100	411,000,000	452,100,000
489	202255 00586	BUS	MERCEDES BENZ	OF 917 - 5300 MT CBU	2019	1.100	344,000,000	378,400,000
490	202255 00586	BUS	MERCEDES BENZ	OF 917 - 5300 MT CBU	2018	1.100	327,000,000	359,700,000
491	202255 00586	BUS	MERCEDES BENZ	OF 917 - 5300 MT CBU	2017	1.100	311,000,000	342,100,000
492	202255 00588	BUS	MERCEDES BENZ	OH 1113/51	1994	1.100	76,000,000	83,600,000
493	202255 00588	BUS	MERCEDES BENZ	OH 1113/51	1993	1.100	71,000,000	78,100,000
494	202255 00588	BUS	MERCEDES BENZ	OH 1113/51	1992	1.100	66,000,000	72,600,000
495	202255 00588	BUS	MERCEDES BENZ	OH 1113/51	1991	1.100	62,000,000	68,200,000
496	202255 00588	BUS	MERCEDES BENZ	OH 1113/51	1990	1.100	58,000,000	63,800,000
497	202255 00588	BUS	MERCEDES BENZ	OH 1113/51	1989	1.100	53,000,000	58,300,000
498	202255 00588	BUS	MERCEDES BENZ	OH 1113/51	1988	1.100	50,000,000	55,000,000
499	202255 00589	BUS	MERCEDES BENZ	OH 1113/60 B	1994	1.100	76,000,000	83,600,000
500	202255 00589	BUS	MERCEDES BENZ	OH 1113/60 B	1993	1.100	71,000,000	78,100,000
501	202255 00589	BUS	MERCEDES BENZ	OH 1113/60 B	1992	1.100	66,000,000	72,600,000
502	202255 00589	BUS	MERCEDES BENZ	OH 1113/60 B	1991	1.100	62,000,000	68,200,000
503	202255 00590	BUS	MERCEDES BENZ	OH 1518/51 5958CC	2000	1.100	180,000,000	198,000,000
504	202255 00590	BUS	MERCEDES BENZ	OH 1518/51 5958CC	1999	1.100	164,000,000	180,400,000
505	202255 00590	BUS	MERCEDES BENZ	OH 1518/51 5958CC	1998	1.100	150,000,000	165,000,000
506	202255 00590	BUS	MERCEDES BENZ	OH 1518/51 5958CC	1997	1.100	136,000,000	149,600,000
507	202255 00590	BUS	MERCEDES BENZ	OH 1518/51 5958CC	1996	1.100	129,000,000	141,900,000
508	202255 00590	BUS	MERCEDES BENZ	OH 1518/51 5958CC	1995	1.100	86,000,000	94,600,000
509	202255 00590	BUS	MERCEDES BENZ	OH 1518/51 5958CC	1994	1.100	80,000,000	88,000,000
510	202255 00590	BUS	MERCEDES BENZ	OH 1518/51 5958CC	1993	1.100	76,000,000	83,600,000
511	202255 00591	BUS	MERCEDES BENZ	OH 1518/51 OM 366 A	2005	1.100	322,000,000	354,200,000
512	202255 00591	BUS	MERCEDES BENZ	OH 1518/51 OM 366 A	2004	1.100	319,000,000	350,900,000
513	202255 00591	BUS	MERCEDES BENZ	OH 1518/51 OM 366 A	2003	1.100	317,000,000	348,700,000
514	202255 00591	BUS	MERCEDES BENZ	OH 1518/51 OM 366 A	2002	1.100	301,000,000	331,100,000
515	202255 00591	BUS	MERCEDES BENZ	OH 1518/51 OM 366 A	2001	1.100	285,000,000	313,500,000
516	202255 00591	BUS	MERCEDES BENZ	OH 1518/51 OM 366 A	2000	1.100	237,000,000	260,700,000
517	202255 00591	BUS	MERCEDES BENZ	OH 1518/51 OM 366 A	1999	1.100	196,000,000	215,600,000
518	202255 00591	BUS	MERCEDES BENZ	OH 1518/51 OM 366 A	1998	1.100	163,000,000	179,300,000
519	202255 00591	BUS	MERCEDES BENZ	OH 1518/51 OM 366 A	1997	1.100	142,000,000	156,200,000
520	202255 00591	BUS	MERCEDES BENZ	OH 1518/51 OM 366 A	1996	1.100	118,000,000	129,800,000
521	202255 00591	BUS	MERCEDES BENZ	OH 1518/51 OM 366 A	1995	1.100	98,000,000	107,800,000
522	202255 00591	BUS	MERCEDES BENZ	OH 1518/51 OM 366 A	1994	1.100	93,000,000	102,300,000
523	202255 00592	BUS	MERCEDES BENZ	OH 1518/51 OM 366 LA	2015	1.100	560,000,000	616,000,000
524	202255 00592	BUS	MERCEDES BENZ	OH 1518/51 OM 366 LA	2014	1.100	533,000,000	586,300,000
525	202255 00592	BUS	MERCEDES BENZ	OH 1518/51 OM 366 LA	2013	1.100	485,000,000	533,500,000
526	202255 00592	BUS	MERCEDES BENZ	OH 1518/51 OM 366 LA	2012	1.100	441,000,000	485,100,000
527	202255 00592	BUS	MERCEDES BENZ	OH 1518/51 OM 366 LA	2011	1.100	401,000,000	441,100,000
528	202255 00592	BUS	MERCEDES BENZ	OH 1518/51 OM 366 LA	2010	1.100	378,000,000	415,800,000
529	202255 00592	BUS	MERCEDES BENZ	OH 1518/51 OM 366 LA	2009	1.100	357,000,000	392,700,000
530	202255 00592	BUS	MERCEDES BENZ	OH 1518/51 OM 366 LA	2008	1.100	340,000,000	374,000,000
531	202255 00592	BUS	MERCEDES BENZ	OH 1518/51 OM 366 LA	2007	1.100	324,000,000	356,400,000
532	202255 00592	BUS	MERCEDES BENZ	OH 1518/51 OM 366 LA	2006	1.100	322,000,000	354,200,000
533	202255 00592	BUS	MERCEDES BENZ	OH 1518/51 OM 366 LA	2005	1.100	320,000,000	352,000,000
534	202255 00592	BUS	MERCEDES BENZ	OH 1518/51 OM 366 LA	2004	1.100	319,000,000	350,900,000
535	202255 00592	BUS	MERCEDES BENZ	OH 1518/51 OM 366 LA	2003	1.100	317,000,000	348,700,000
536	202255 00592	BUS	MERCEDES BENZ	OH 1518/51 OM 366 LA	2002	1.100	301,000,000	331,100,000
537	202255 00592	BUS	MERCEDES BENZ	OH 1518/51 OM 366 LA	2001	1.100	285,000,000	313,500,000
538	202255 00592	BUS	MERCEDES BENZ	OH 1518/51 OM 366 LA	2000	1.100	237,000,000	260,700,000
539	202255 00592	BUS	MERCEDES BENZ	OH 1518/51 OM 366 LA	1999	1.100	196,000,000	215,600,000
540	202255 00592	BUS	MERCEDES BENZ	OH 1518/51 OM 366 LA	1998	1.100	163,000,000	179,300,000
541	202255 00592	BUS	MERCEDES BENZ	OH 1518/51 OM 366 LA	1997	1.100	142,000,000	156,200,000
542	202255 00592	BUS	MERCEDES BENZ	OH 1518/51 OM 366 LA	1996	1.100	118,000,000	129,800,000

NO	KODING	JENIS	MEREK	TIPE	TH BUAT	BOBOT	NJKB	DP PKB
1	2	3	4	5	6	7	8	9
543	202255 00592	BUS	MERCEDES BENZ	OH 1518/51 OM 366 LA	1995	1.100	98,000,000	107,800,000
544	202255 00592	BUS	MERCEDES BENZ	OH 1518/51 OM 366 LA	1994	1.100	93,000,000	102,300,000
545	202255 00593	BUS	MERCEDES BENZ	OH 1518/60	2015	1.100	684,000,000	752,400,000
546	202255 00593	BUS	MERCEDES BENZ	OH 1518/60	2014	1.100	651,000,000	716,100,000
547	202255 00593	BUS	MERCEDES BENZ	OH 1518/60	2013	1.100	592,000,000	651,200,000
548	202255 00593	BUS	MERCEDES BENZ	OH 1518/60	2012	1.100	538,000,000	591,800,000
549	202255 00593	BUS	MERCEDES BENZ	OH 1518/60	2011	1.100	489,000,000	537,900,000
550	202255 00593	BUS	MERCEDES BENZ	OH 1518/60	2010	1.100	461,000,000	507,100,000
551	202255 00593	BUS	MERCEDES BENZ	OH 1518/60	2009	1.100	435,000,000	478,500,000
552	202255 00593	BUS	MERCEDES BENZ	OH 1518/60	2008	1.100	414,000,000	455,400,000
553	202255 00593	BUS	MERCEDES BENZ	OH 1518/60	2007	1.100	394,000,000	433,400,000
554	202255 00593	BUS	MERCEDES BENZ	OH 1518/60	2006	1.100	392,000,000	431,200,000
555	202255 00593	BUS	MERCEDES BENZ	OH 1518/60	2005	1.100	347,000,000	381,700,000
556	202255 00593	BUS	MERCEDES BENZ	OH 1518/60	2004	1.100	326,000,000	358,600,000
557	202255 00593	BUS	MERCEDES BENZ	OH 1518/60	2003	1.100	321,000,000	353,100,000
558	202255 00593	BUS	MERCEDES BENZ	OH 1518/60	2002	1.100	305,000,000	335,500,000
559	202255 00593	BUS	MERCEDES BENZ	OH 1518/60	2001	1.100	289,000,000	317,900,000
560	202255 00593	BUS	MERCEDES BENZ	OH 1518/60	2000	1.100	240,000,000	264,000,000
561	202255 00593	BUS	MERCEDES BENZ	OH 1518/60	1999	1.100	199,000,000	218,900,000
562	202255 00593	BUS	MERCEDES BENZ	OH 1518/60	1998	1.100	165,000,000	181,500,000
563	202255 00594	BUS	MERCEDES BENZ	OH 1518/60-E	2015	1.100	684,000,000	752,400,000
564	202255 00594	BUS	MERCEDES BENZ	OH 1518/60-E	2014	1.100	651,000,000	716,100,000
565	202255 00594	BUS	MERCEDES BENZ	OH 1518/60-E	2013	1.100	592,000,000	651,200,000
566	202255 00594	BUS	MERCEDES BENZ	OH 1518/60-E	2012	1.100	538,000,000	591,800,000
567	202255 00594	BUS	MERCEDES BENZ	OH 1518/60-E	2011	1.100	489,000,000	537,900,000
568	202255 00594	BUS	MERCEDES BENZ	OH 1518/60-E	2010	1.100	461,000,000	507,100,000
569	202255 00594	BUS	MERCEDES BENZ	OH 1518/60-E	2009	1.100	435,000,000	478,500,000
570	202255 00594	BUS	MERCEDES BENZ	OH 1518/60-E	2008	1.100	414,000,000	455,400,000
571	202255 00594	BUS	MERCEDES BENZ	OH 1518/60-E	2007	1.100	394,000,000	433,400,000
572	202255 00594	BUS	MERCEDES BENZ	OH 1518/60-E	2006	1.100	392,000,000	431,200,000
573	202255 00594	BUS	MERCEDES BENZ	OH 1518/60-E	2005	1.100	347,000,000	381,700,000
574	202255 00594	BUS	MERCEDES BENZ	OH 1518/60-E	2004	1.100	326,000,000	358,600,000
575	202255 00594	BUS	MERCEDES BENZ	OH 1518/60-E	2003	1.100	321,000,000	353,100,000
576	202255 00598	BUS	MERCEDES BENZ	OH 1521/51 OM 366 LA	2000	1.100	200,000,000	220,000,000
577	202255 00598	BUS	MERCEDES BENZ	OH 1521/51 OM 366 LA	1999	1.100	185,000,000	203,500,000
578	202255 00598	BUS	MERCEDES BENZ	OH 1521/51 OM 366 LA	1998	1.100	170,000,000	187,000,000
579	202255 00598	BUS	MERCEDES BENZ	OH 1521/51 OM 366 LA	1997	1.100	142,000,000	156,200,000
580	202255 00598	BUS	MERCEDES BENZ	OH 1521/51 OM 366 LA	1996	1.100	118,000,000	129,800,000
581	202255 00598	BUS	MERCEDES BENZ	OH 1521/51 OM 366 LA	1995	1.100	98,000,000	107,800,000
582	202255 00598	BUS	MERCEDES BENZ	OH 1521/51 OM 366 LA	1994	1.100	80,000,000	88,000,000
583	202255 00598	BUS	MERCEDES BENZ	OH 1521/51 OM 366 LA	1993	1.100	76,000,000	83,600,000
584	202255 00599	BUS	MERCEDES BENZ	OH 1521/60	2015	1.100	713,000,000	784,300,000
585	202255 00599	BUS	MERCEDES BENZ	OH 1521/60	2014	1.100	679,000,000	746,900,000
586	202255 00599	BUS	MERCEDES BENZ	OH 1521/60	2013	1.100	617,000,000	678,700,000
587	202255 00599	BUS	MERCEDES BENZ	OH 1521/60	2012	1.100	561,000,000	617,100,000
588	202255 00599	BUS	MERCEDES BENZ	OH 1521/60	2011	1.100	510,000,000	561,000,000
589	202255 00599	BUS	MERCEDES BENZ	OH 1521/60	2010	1.100	481,000,000	529,100,000
590	202255 00599	BUS	MERCEDES BENZ	OH 1521/60	2009	1.100	454,000,000	499,400,000
591	202255 00599	BUS	MERCEDES BENZ	OH 1521/60	2008	1.100	433,000,000	476,300,000
592	202255 00599	BUS	MERCEDES BENZ	OH 1521/60	2007	1.100	412,000,000	453,200,000
593	202255 00599	BUS	MERCEDES BENZ	OH 1521/60	2006	1.100	410,000,000	451,000,000
594	202255 00599	BUS	MERCEDES BENZ	OH 1521/60	2005	1.100	356,000,000	391,600,000
595	202255 00599	BUS	MERCEDES BENZ	OH 1521/60	2004	1.100	332,000,000	365,200,000
596	202255 00599	BUS	MERCEDES BENZ	OH 1521/60	2003	1.100	306,000,000	336,600,000
597	202255 00599	BUS	MERCEDES BENZ	OH 1521/60	2002	1.100	285,000,000	313,500,000
598	202255 00599	BUS	MERCEDES BENZ	OH 1521/60	2001	1.100	268,000,000	294,800,000
599	202255 00599	BUS	MERCEDES BENZ	OH 1521/60	2000	1.100	248,000,000	272,800,000
600	202255 00599	BUS	MERCEDES BENZ	OH 1521/60	1999	1.100	206,000,000	226,600,000
601	202255 00599	BUS	MERCEDES BENZ	OH 1521/60	1998	1.100	170,000,000	187,000,000
602	202255 00599	BUS	MERCEDES BENZ	OH 1521/60	1997	1.100	142,000,000	156,200,000
603	202255 00599	BUS	MERCEDES BENZ	OH 1521/60	1996	1.100	118,000,000	129,800,000
604	202255 00599	BUS	MERCEDES BENZ	OH 1521/60	1995	1.100	98,000,000	107,800,000
605	202255 00599	BUS	MERCEDES BENZ	OH 1521/60	1994	1.100	80,000,000	88,000,000
606	202255 00599	BUS	MERCEDES BENZ	OH 1521/60	1993	1.100	76,000,000	83,600,000
607	202255 00601	BUS	MERCEDES BENZ	OH 1521/60-E	2015	1.100	713,000,000	784,300,000
608	202255 00601	BUS	MERCEDES BENZ	OH 1521/60-E	2014	1.100	679,000,000	746,900,000
609	202255 00601	BUS	MERCEDES BENZ	OH 1521/60-E	2013	1.100	617,000,000	678,700,000
610	202255 00601	BUS	MERCEDES BENZ	OH 1521/60-E	2011	1.100	510,000,000	561,000,000
611	202255 00601	BUS	MERCEDES BENZ	OH 1521/60-E	2010	1.100	481,000,000	529,100,000
612	202255 00601	BUS	MERCEDES BENZ	OH 1521/60-E	2009	1.100	454,000,000	499,400,000
613	202255 00601	BUS	MERCEDES BENZ	OH 1521/60-E	2008	1.100	437,000,000	480,700,000
614	202255 00601	BUS	MERCEDES BENZ	OH 1521/60-E	2007	1.100	412,000,000	453,200,000
615	202255 00601	BUS	MERCEDES BENZ	OH 1521/60-E	2006	1.100	410,000,000	451,000,000
616	202255 00601	BUS	MERCEDES BENZ	OH 1521/60-E	2005	1.100	356,000,000	391,600,000
617	202255 00601	BUS	MERCEDES BENZ	OH 1521/60-E	2004	1.100	324,000,000	356,400,000
618	202255 00601	BUS	MERCEDES BENZ	OH 1521/60-E	2003	1.100	322,000,000	354,200,000
619	202255 00602	BUS	MERCEDES BENZ	OH 1521/60-E II	2015	1.100	715,000,000	786,500,000
620	202255 00602	BUS	MERCEDES BENZ	OH 1521/60-E II	2014	1.100	681,000,000	749,100,000
621	202255 00602	BUS	MERCEDES BENZ	OH 1521/60-E II	2013	1.100	619,000,000	680,900,000
622	202255 00602	BUS	MERCEDES BENZ	OH 1521/60-E II	2012	1.100	563,000,000	619,300,000
623	202255 00602	BUS	MERCEDES BENZ	OH 1521/60-E II	2011	1.100	512,000,000	563,200,000
624	202255 00602	BUS	MERCEDES BENZ	OH 1521/60-E II	2010	1.100	483,000,000	531,300,000
625	202255 00602	BUS	MERCEDES BENZ	OH 1521/60-E II	2009	1.100	456,000,000	501,600,000
626	202255 00602	BUS	MERCEDES BENZ	OH 1521/60-E II	2008	1.100	434,000,000	477,400,000
627	202255 00602	BUS	MERCEDES BENZ	OH 1521/60-E II	2007	1.100	413,000,000	454,300,000
628	202255 00602	BUS	MERCEDES BENZ	OH 1521/60-E II	2006	1.100	411,000,000	452,100,000
629	202255 00600	BUS	MERCEDES BENZ	OH 1521/60 OM 366 LA	2015	1.100	713,000,000	784,300,000
630	202255 00600	BUS	MERCEDES BENZ	OH 1521/60 OM 366 LA	2014	1.100	679,000,000	746,900,000
631	202255 00600	BUS	MERCEDES BENZ	OH 1521/60 OM 366 LA	2013	1.100	617,000,000	678,700,000
632	202255 00600	BUS	MERCEDES BENZ	OH 1521/60 OM 366 LA	2012	1.100	561,000,000	617,100,000
633	202255 00600	BUS	MERCEDES BENZ	OH 1521/60 OM 366 LA	2011	1.100	510,000,000	561,000,000

NO	KODING	JENIS	MEREK	TIPE	TH BUAT	BOBOT	NJKB	DP PKB
1	2	3	4	5	6	7	8	9
634	202255 00600	BUS	MERCEDES BENZ	OH 1521/60 OM 366 LA	2010	1.100	481,000,000	529,100,000
635	202255 00600	BUS	MERCEDES BENZ	OH 1521/60 OM 366 LA	2009	1.100	454,000,000	499,400,000
636	202255 00600	BUS	MERCEDES BENZ	OH 1521/60 OM 366 LA	2008	1.100	433,000,000	476,300,000
637	202255 00600	BUS	MERCEDES BENZ	OH 1521/60 OM 366 LA	2007	1.100	412,000,000	453,200,000
638	202255 00600	BUS	MERCEDES BENZ	OH 1521/60 OM 366 LA	2006	1.100	410,000,000	451,000,000
639	202255 00600	BUS	MERCEDES BENZ	OH 1521/60 OM 366 LA	2005	1.100	385,000,000	423,500,000
640	202255 00600	BUS	MERCEDES BENZ	OH 1521/60 OM 366 LA	2004	1.100	334,000,000	367,400,000
641	202255 00600	BUS	MERCEDES BENZ	OH 1521/60 OM 366 LA	2003	1.100	332,000,000	365,200,000
642	202255 00600	BUS	MERCEDES BENZ	OH 1521/60 OM 366 LA	2002	1.100	315,000,000	346,500,000
643	202255 00600	BUS	MERCEDES BENZ	OH 1521/60 OM 366 LA	2001	1.100	299,000,000	328,900,000
644	202255 00600	BUS	MERCEDES BENZ	OH 1521/60 OM 366 LA	2000	1.100	248,000,000	272,800,000
645	202255 00600	BUS	MERCEDES BENZ	OH 1521/60 OM 366 LA	1999	1.100	206,000,000	226,600,000
646	202255 00600	BUS	MERCEDES BENZ	OH 1521/60 OM 366 LA	1998	1.100	170,000,000	187,000,000
647	202255 00600	BUS	MERCEDES BENZ	OH 1521/60 OM 366 LA	1997	1.100	142,000,000	156,200,000
648	202255 00600	BUS	MERCEDES BENZ	OH 1521/60 OM 366 LA	1996	1.100	118,000,000	129,800,000
649	202255 00600	BUS	MERCEDES BENZ	OH 1521/60 OM 366 LA	1995	1.100	98,000,000	107,800,000
650	202255 00600	BUS	MERCEDES BENZ	OH 1521/60 OM 366 LA	1994	1.100	80,000,000	88,000,000
651	202255 00600	BUS	MERCEDES BENZ	OH 1521/60 OM 366 LA	1993	1.100	76,000,000	83,600,000
652	202255 00595	BUS	MERCEDES BENZ	OH 1521 MT CKD	2015	1.100	798,000,000	877,800,000
653	202255 00595	BUS	MERCEDES BENZ	OH 1521 MT CKD	2014	1.100	760,000,000	836,000,000
654	202255 00595	BUS	MERCEDES BENZ	OH 1521 MT CKD	2013	1.100	691,000,000	760,100,000
655	202255 00595	BUS	MERCEDES BENZ	OH 1521 MT CKD	2012	1.100	628,000,000	690,800,000
656	202255 00595	BUS	MERCEDES BENZ	OH 1521 MT CKD	2011	1.100	571,000,000	628,100,000
657	202255 00595	BUS	MERCEDES BENZ	OH 1521 MT CKD	2010	1.100	539,000,000	592,900,000
658	202255 00596	BUS	MERCEDES BENZ	OH 1521 OM 924 LA EURO III	2015	1.100	793,000,000	872,300,000
659	202255 00596	BUS	MERCEDES BENZ	OH 1521 OM 924 LA EURO III	2014	1.100	755,000,000	830,500,000
660	202255 00596	BUS	MERCEDES BENZ	OH 1521 OM 924 LA EURO III	2013	1.100	686,000,000	754,600,000
661	202255 00596	BUS	MERCEDES BENZ	OH 1521 OM 924 LA EURO III	2012	1.100	624,000,000	686,400,000
662	202255 00596	BUS	MERCEDES BENZ	OH 1521 OM 924 LA EURO III	2011	1.100	567,000,000	623,700,000
663	202255 00596	BUS	MERCEDES BENZ	OH 1521 OM 924 LA EURO III	2010	1.100	535,000,000	588,500,000
664	202255 00597	BUS	MERCEDES BENZ	OH 1521 STIR KANAN	2011	1.100	562,000,000	618,200,000
665	202255 00597	BUS	MERCEDES BENZ	OH 1521 STIR KANAN	2010	1.100	534,000,000	587,400,000
666	202255 00603	BUS	MERCEDES BENZ	OH 1525 5.958CC	2004	1.100	486,000,000	534,600,000
667	202255 00606	BUS	MERCEDES BENZ	OH 1525/59 5.958CC	2004	1.100	503,000,000	553,300,000
668	202255 00607	BUS	MERCEDES BENZ	OH 1525/60 6.300CC	2015	1.100	763,000,000	839,300,000
669	202255 00607	BUS	MERCEDES BENZ	OH 1525/60 6.300CC	2014	1.100	727,000,000	799,700,000
670	202255 00607	BUS	MERCEDES BENZ	OH 1525/60 6.300CC	2013	1.100	661,000,000	727,100,000
671	202255 00607	BUS	MERCEDES BENZ	OH 1525/60 6.300CC	2012	1.100	601,000,000	661,100,000
672	202255 00607	BUS	MERCEDES BENZ	OH 1525/60 6.300CC	2011	1.100	546,000,000	600,600,000
673	202255 00607	BUS	MERCEDES BENZ	OH 1525/60 6.300CC	2010	1.100	515,000,000	566,500,000
674	202255 00607	BUS	MERCEDES BENZ	OH 1525/60 6.300CC	2009	1.100	486,000,000	534,600,000
675	202255 00607	BUS	MERCEDES BENZ	OH 1525/60 6.300CC	2008	1.100	462,000,000	508,200,000
676	202255 00607	BUS	MERCEDES BENZ	OH 1525/60 6.300CC	2007	1.100	441,000,000	485,100,000
677	202255 00607	BUS	MERCEDES BENZ	OH 1525/60 6.300CC	2006	1.100	438,000,000	481,800,000
678	202255 00607	BUS	MERCEDES BENZ	OH 1525/60 6.300CC	2005	1.100	434,000,000	477,400,000
679	202255 00604	BUS	MERCEDES BENZ	OH 1525 E II	2006	1.100	453,000,000	498,300,000
680	202255 00605	BUS	MERCEDES BENZ	OH 1525 OM 906 LA II	2015	1.100	798,000,000	877,800,000
681	202255 00605	BUS	MERCEDES BENZ	OH 1525 OM 906 LA II	2014	1.100	760,000,000	836,000,000
682	202255 00605	BUS	MERCEDES BENZ	OH 1525 OM 906 LA II	2013	1.100	691,000,000	760,100,000
683	202255 00605	BUS	MERCEDES BENZ	OH 1525 OM 906 LA II	2012	1.100	628,000,000	690,800,000
684	202255 00605	BUS	MERCEDES BENZ	OH 1525 OM 906 LA II	2011	1.100	571,000,000	628,100,000
685	202255 00605	BUS	MERCEDES BENZ	OH 1525 OM 906 LA II	2010	1.100	539,000,000	592,900,000
686	202255 00605	BUS	MERCEDES BENZ	OH 1525 OM 906 LA II	2009	1.100	512,000,000	563,200,000
687	202255 00605	BUS	MERCEDES BENZ	OH 1525 OM 906 LA II	2008	1.100	486,000,000	534,600,000
688	202255 00605	BUS	MERCEDES BENZ	OH 1525 OM 906 LA II	2007	1.100	463,000,000	509,300,000
689	202255 00605	BUS	MERCEDES BENZ	OH 1525 OM 906 LA II	2006	1.100	455,000,000	500,500,000
690	202255 00605	BUS	MERCEDES BENZ	OH 1525 OM 906 LA II	2005	1.100	432,000,000	475,200,000
691	202255 00609	BUS	MERCEDES BENZ	OH 1526 906 LA EURO II STR KANAN	2012	1.100	637,000,000	700,700,000
692	202255 00609	BUS	MERCEDES BENZ	OH 1526 906 LA EURO II STR KANAN	2011	1.100	610,000,000	671,000,000
693	202255 00610	BUS	MERCEDES BENZ	OH 1526 MT (CKD)	2019	1.100	634,000,000	697,400,000
694	202255 00610	BUS	MERCEDES BENZ	OH 1526 MT (CKD)	2018	1.100	603,000,000	663,300,000
695	202255 00610	BUS	MERCEDES BENZ	OH 1526 MT (CKD)	2017	1.100	573,000,000	630,300,000
696	202255 00610	BUS	MERCEDES BENZ	OH 1526 MT (CKD)	2016	1.100	545,000,000	599,500,000
697	202255 00610	BUS	MERCEDES BENZ	OH 1526 MT (CKD)	2015	1.100	518,000,000	569,800,000
698	202255 00610	BUS	MERCEDES BENZ	OH 1526 MT (CKD)	2014	1.100	493,000,000	542,300,000
699	202255 00610	BUS	MERCEDES BENZ	OH 1526 MT (CKD)	2013	1.100	469,000,000	515,900,000
700	202255 00611	BUS	MERCEDES BENZ	OH 1526 OM 906 LA EURO III	2015	1.100	853,000,000	938,300,000
701	202255 00611	BUS	MERCEDES BENZ	OH 1526 OM 906 LA EURO III	2014	1.100	812,000,000	893,200,000
702	202255 00611	BUS	MERCEDES BENZ	OH 1526 OM 906 LA EURO III	2013	1.100	738,000,000	811,800,000
703	202255 00611	BUS	MERCEDES BENZ	OH 1526 OM 906 LA EURO III	2012	1.100	671,000,000	738,100,000
704	202255 00611	BUS	MERCEDES BENZ	OH 1526 OM 906 LA EURO III	2011	1.100	610,000,000	671,000,000
705	202255 00611	BUS	MERCEDES BENZ	OH 1526 OM 906 LA EURO III	2010	1.100	575,000,000	632,500,000
706	202255 00608	BUS	MERCEDES BENZ	OH 1526 STR KANAN	2012	1.100	634,000,000	697,400,000
707	202255 00608	BUS	MERCEDES BENZ	OH 1526 STR KANAN	2011	1.100	604,000,000	664,400,000
708	202255 00616	BUS	MERCEDES BENZ	OH 1626 L/30 M/T CKD	2017	1.100	846,000,000	930,600,000
709	202255 00612	BUS	MERCEDES BENZ	OH 1626 L (4X2) A/T CKD	2017	1.100	907,000,000	997,700,000
710	202255 00613	BUS	MERCEDES BENZ	OH 1626 L AT CKD	2019	1.100	749,000,000	823,900,000
711	202255 00613	BUS	MERCEDES BENZ	OH 1626 L AT CKD	2018	1.100	712,000,000	783,200,000
712	202255 00614	BUS	MERCEDES BENZ	OH 1626 L MT (CKD)	2019	1.100	796,000,000	875,600,000
713	202255 00614	BUS	MERCEDES BENZ	OH 1626 L MT (CKD)	2018	1.100	757,000,000	832,700,000
714	202255 00614	BUS	MERCEDES BENZ	OH 1626 L MT (CKD)	2017	1.100	720,000,000	792,000,000
715	202255 00614	BUS	MERCEDES BENZ	OH 1626 L MT (CKD)	2016	1.100	684,000,000	752,400,000
716	202255 00614	BUS	MERCEDES BENZ	OH 1626 L MT (CKD)	2015	1.100	650,000,000	715,000,000
717	202255 00615	BUS	MERCEDES BENZ	OH 1626 L STIR KANAN	2012	1.100	796,000,000	875,600,000
718	202255 00615	BUS	MERCEDES BENZ	OH 1626 L STIR KANAN	2011	1.100	758,000,000	833,800,000
719	202255 00617	BUS	MERCEDES BENZ	OH 1626 MT CKD	2015	1.100	876,000,000	963,600,000
720	202255 00617	BUS	MERCEDES BENZ	OH 1626 MT CKD	2014	1.100	834,000,000	917,400,000
721	202255 00617	BUS	MERCEDES BENZ	OH 1626 MT CKD	2013	1.100	758,000,000	833,800,000
722	202255 00618	BUS	MERCEDES BENZ	OH 1632/OM 926 LA II	2003	1.100	315,000,000	346,500,000
723	202255 00619	BUS	MERCEDES BENZ	OH 1725/OM 906 LA II	2006	1.100	364,000,000	400,400,000
724	202255 00619	BUS	MERCEDES BENZ	OH 1725/OM 906 LA II	2005	1.100	346,000,000	380,600,000

NO	KODING	JENIS	MEREK	TIPE	TH BUAT	BOBOT	NJKB	DP PKB
1	2	3	4	5	6	7	8	9
725	202255 00619	BUS	MERCEDES BENZ	OH 1725/OM 906 LA II	2004	1.100	329,000,000	361,900,000
726	202255 00619	BUS	MERCEDES BENZ	OH 1725/OM 906 LA II	2003	1.100	312,000,000	343,200,000
727	202255 00620	BUS	MERCEDES BENZ	OH 306 S	1991	1.100	100,000,000	110,000,000
728	202255 00620	BUS	MERCEDES BENZ	OH 306 S	1990	1.100	93,000,000	102,300,000
729	202255 00621	BUS	MERCEDES BENZ	OH 518 / OM 904 LA EURO III	2008	1.100	432,000,000	475,200,000
730	202255 00622	BUS	MERCEDES BENZ	TATA	1980	1.100	14,000,000	15,400,000
731	202261 00250	BUS	MITSUBISHI	FUSO B 663 / 5430CC	1980	1.100	25,000,000	27,500,000
732	202261 00253	BUS	MITSUBISHI	FUSO BM 115 H	1999	1.100	154,000,000	169,400,000
733	202261 00253	BUS	MITSUBISHI	FUSO BM 115 H	1998	1.100	138,000,000	151,800,000
734	202261 00253	BUS	MITSUBISHI	FUSO BM 115 H	1997	1.100	113,000,000	124,300,000
735	202261 00253	BUS	MITSUBISHI	FUSO BM 115 H	1996	1.100	104,000,000	114,400,000
736	202261 00253	BUS	MITSUBISHI	FUSO BM 115 H	1995	1.100	83,000,000	91,300,000
737	202261 00253	BUS	MITSUBISHI	FUSO BM 115 H	1994	1.100	77,000,000	84,700,000
738	202261 00253	BUS	MITSUBISHI	FUSO BM 115 H	1993	1.100	73,000,000	80,300,000
739	202261 00253	BUS	MITSUBISHI	FUSO BM 115 H	1992	1.100	69,000,000	75,900,000
740	202261 00253	BUS	MITSUBISHI	FUSO BM 115 H	1991	1.100	63,000,000	69,300,000
741	202261 00253	BUS	MITSUBISHI	FUSO BM 115 H	1990	1.100	59,000,000	64,900,000
742	202261 00253	BUS	MITSUBISHI	FUSO BM 115 H	1989	1.100	53,000,000	58,300,000
743	202261 00253	BUS	MITSUBISHI	FUSO BM 115 H	1988	1.100	51,000,000	56,100,000
744	202261 00253	BUS	MITSUBISHI	FUSO BM 115 H	1987	1.100	48,000,000	52,800,000
745	202261 00253	BUS	MITSUBISHI	FUSO BM 115 H	1986	1.100	44,000,000	48,400,000
746	202261 00253	BUS	MITSUBISHI	FUSO BM 115 H	1985	1.100	41,000,000	45,100,000
747	202261 00253	BUS	MITSUBISHI	FUSO BM 115 H	1984	1.100	37,000,000	40,700,000
748	202261 00253	BUS	MITSUBISHI	FUSO BM 115 H	1983	1.100	35,000,000	38,500,000
749	202261 00253	BUS	MITSUBISHI	FUSO BM 115 H	1982	1.100	33,000,000	36,300,000
750	202261 00253	BUS	MITSUBISHI	FUSO BM 115 H	1981	1.100	30,000,000	33,000,000
751	202261 00253	BUS	MITSUBISHI	FUSO BM 115 H	1980	1.100	28,000,000	30,800,000
752	202261 00254	BUS	MITSUBISHI	FUSO BM 115 L	2000	1.100	170,000,000	187,000,000
753	202261 00254	BUS	MITSUBISHI	FUSO BM 115 L	1999	1.100	154,000,000	169,400,000
754	202261 00254	BUS	MITSUBISHI	FUSO BM 115 L	1998	1.100	138,000,000	151,800,000
755	202261 00254	BUS	MITSUBISHI	FUSO BM 115 L	1997	1.100	113,000,000	124,300,000
756	202261 00254	BUS	MITSUBISHI	FUSO BM 115 L	1996	1.100	104,000,000	114,400,000
757	202261 00254	BUS	MITSUBISHI	FUSO BM 115 L	1995	1.100	83,000,000	91,300,000
758	202261 00254	BUS	MITSUBISHI	FUSO BM 115 L	1994	1.100	78,000,000	85,800,000
759	202261 00254	BUS	MITSUBISHI	FUSO BM 115 L	1993	1.100	73,000,000	80,300,000
760	202261 00254	BUS	MITSUBISHI	FUSO BM 115 L	1992	1.100	68,000,000	74,800,000
761	202261 00254	BUS	MITSUBISHI	FUSO BM 115 L	1991	1.100	63,000,000	69,300,000
762	202261 00254	BUS	MITSUBISHI	FUSO BM 115 L	1990	1.100	59,000,000	64,900,000
763	202261 00254	BUS	MITSUBISHI	FUSO BM 115 L	1989	1.100	53,000,000	58,300,000
764	202261 00254	BUS	MITSUBISHI	FUSO BM 115 L	1988	1.100	51,000,000	56,100,000
765	202261 00254	BUS	MITSUBISHI	FUSO BM 115 L	1987	1.100	48,000,000	52,800,000
766	202261 00254	BUS	MITSUBISHI	FUSO BM 115 L	1986	1.100	44,000,000	48,400,000
767	202261 00254	BUS	MITSUBISHI	FUSO BM 115 L	1985	1.100	41,000,000	45,100,000
768	202261 00254	BUS	MITSUBISHI	FUSO BM 115 L	1984	1.100	37,000,000	40,700,000
769	202261 00254	BUS	MITSUBISHI	FUSO BM 115 L	1983	1.100	35,000,000	38,500,000
770	202261 00254	BUS	MITSUBISHI	FUSO BM 115 L	1982	1.100	33,000,000	36,300,000
771	202261 00254	BUS	MITSUBISHI	FUSO BM 115 L	1981	1.100	30,000,000	33,000,000
772	202261 00254	BUS	MITSUBISHI	FUSO BM 115 L	1980	1.100	28,000,000	30,800,000
773	202261 00272	BUS	MITSUBISHI	FUSO BM 116 L	2001	1.100	178,000,000	195,800,000
774	202261 00272	BUS	MITSUBISHI	FUSO BM 116 L	2000	1.100	165,000,000	181,500,000
775	202261 00272	BUS	MITSUBISHI	FUSO BM 116 L	1999	1.100	154,000,000	169,400,000
776	202261 00272	BUS	MITSUBISHI	FUSO BM 116 L	1998	1.100	138,000,000	151,800,000
777	202261 00272	BUS	MITSUBISHI	FUSO BM 116 L	1997	1.100	113,000,000	124,300,000
778	202261 00272	BUS	MITSUBISHI	FUSO BM 116 L	1996	1.100	104,000,000	114,400,000
779	202261 00272	BUS	MITSUBISHI	FUSO BM 116 L	1995	1.100	83,000,000	91,300,000
780	202261 00272	BUS	MITSUBISHI	FUSO BM 116 L	1994	1.100	78,000,000	85,800,000
781	202261 00272	BUS	MITSUBISHI	FUSO BM 116 L	1993	1.100	73,000,000	80,300,000
782	202261 00272	BUS	MITSUBISHI	FUSO BM 116 L	1992	1.100	68,000,000	74,800,000
783	202261 00272	BUS	MITSUBISHI	FUSO BM 116 L	1991	1.100	63,000,000	69,300,000
784	202261 00272	BUS	MITSUBISHI	FUSO BM 116 L	1990	1.100	59,000,000	64,900,000
785	202261 00272	BUS	MITSUBISHI	FUSO BM 116 L	1989	1.100	53,000,000	58,300,000
786	202261 00272	BUS	MITSUBISHI	FUSO BM 116 L	1988	1.100	51,000,000	56,100,000
787	202261 00272	BUS	MITSUBISHI	FUSO BM 116 L	1987	1.100	48,000,000	52,800,000
788	202261 00272	BUS	MITSUBISHI	FUSO BM 116 L	1986	1.100	44,000,000	48,400,000
789	202261 00272	BUS	MITSUBISHI	FUSO BM 116 L	1985	1.100	41,000,000	45,100,000
790	202261 00272	BUS	MITSUBISHI	FUSO BM 116 L	1984	1.100	37,000,000	40,700,000
791	202261 00272	BUS	MITSUBISHI	FUSO BM 116 L	1983	1.100	35,000,000	38,500,000
792	202261 00272	BUS	MITSUBISHI	FUSO BM 116 L	1982	1.100	33,000,000	36,300,000
793	202261 00272	BUS	MITSUBISHI	FUSO BM 116 L	1981	1.100	30,000,000	33,000,000
794	202261 00272	BUS	MITSUBISHI	FUSO BM 116 L	1980	1.100	28,000,000	30,800,000
795	202261 00257	BUS	MITSUBISHI	FUSO BM 1172	1997	1.100	108,000,000	118,800,000
796	202261 00257	BUS	MITSUBISHI	FUSO BM 1172	1996	1.100	106,000,000	116,600,000
797	202261 00257	BUS	MITSUBISHI	FUSO BM 1172	1995	1.100	87,000,000	95,700,000
798	202261 00255	BUS	MITSUBISHI	FUSO BM 117 L	2001	1.100	178,000,000	195,800,000
799	202261 00255	BUS	MITSUBISHI	FUSO BM 117 L	2000	1.100	165,000,000	181,500,000
800	202261 00255	BUS	MITSUBISHI	FUSO BM 117 L	1999	1.100	154,000,000	169,400,000
801	202261 00255	BUS	MITSUBISHI	FUSO BM 117 L	1998	1.100	138,000,000	151,800,000
802	202261 00255	BUS	MITSUBISHI	FUSO BM 117 L	1997	1.100	113,000,000	124,300,000
803	202261 00255	BUS	MITSUBISHI	FUSO BM 117 L	1996	1.100	104,000,000	114,400,000
804	202261 00255	BUS	MITSUBISHI	FUSO BM 117 L	1995	1.100	83,000,000	91,300,000
805	202261 00255	BUS	MITSUBISHI	FUSO BM 117 L	1994	1.100	77,000,000	84,700,000
806	202261 00255	BUS	MITSUBISHI	FUSO BM 117 L	1993	1.100	73,000,000	80,300,000
807	202261 00255	BUS	MITSUBISHI	FUSO BM 117 L	1992	1.100	69,000,000	75,900,000
808	202261 00255	BUS	MITSUBISHI	FUSO BM 117 L	1991	1.100	63,000,000	69,300,000
809	202261 00255	BUS	MITSUBISHI	FUSO BM 117 L	1990	1.100	59,000,000	64,900,000
810	202261 00255	BUS	MITSUBISHI	FUSO BM 117 L	1989	1.100	53,000,000	58,300,000
811	202261 00255	BUS	MITSUBISHI	FUSO BM 117 L	1988	1.100	51,000,000	56,100,000
812	202261 00255	BUS	MITSUBISHI	FUSO BM 117 L	1987	1.100	48,000,000	52,800,000
813	202261 00255	BUS	MITSUBISHI	FUSO BM 117 L	1986	1.100	44,000,000	48,400,000
814	202261 00255	BUS	MITSUBISHI	FUSO BM 117 L	1985	1.100	41,000,000	45,100,000
815	202261 00255	BUS	MITSUBISHI	FUSO BM 117 L	1984	1.100	37,000,000	40,700,000

NO	KODING	JENIS	MEREK	TIPE	TH BUAT	BOBOT	NJKB	DP PKB
1	2	3	4	5	6	7	8	9
816	202261 00255	BUS	MITSUBISHI	FUSO BM 117 L	1983	1.100	35,000,000	38,500,000
817	202261 00255	BUS	MITSUBISHI	FUSO BM 117 L	1982	1.100	33,000,000	36,300,000
818	202261 00255	BUS	MITSUBISHI	FUSO BM 117 L	1981	1.100	30,000,000	33,000,000
819	202261 00255	BUS	MITSUBISHI	FUSO BM 117 L	1980	1.100	28,000,000	30,800,000
820	202261 00251	BUS	MITSUBISHI	FUSO BM 117 LRDK	1995	1.100	88,000,000	96,800,000
821	202261 00256	BUS	MITSUBISHI	FUSO BM 117 N	2004	1.100	274,000,000	301,400,000
822	202261 00256	BUS	MITSUBISHI	FUSO BM 117 N	2003	1.100	272,000,000	299,200,000
823	202261 00256	BUS	MITSUBISHI	FUSO BM 117 N	2002	1.100	258,000,000	283,800,000
824	202261 00256	BUS	MITSUBISHI	FUSO BM 117 N	2001	1.100	246,000,000	270,600,000
825	202261 00256	BUS	MITSUBISHI	FUSO BM 117 N	2000	1.100	169,000,000	185,900,000
826	202261 00256	BUS	MITSUBISHI	FUSO BM 117 N	1999	1.100	149,000,000	163,900,000
827	202261 00258	BUS	MITSUBISHI	FUSO FK 416 J, 8.999CC	1997	1.100	119,000,000	130,900,000
828	202261 00259	BUS	MITSUBISHI	FUSO FK 417 KZ, 8.999CC	1997	1.100	119,000,000	130,900,000
829	202261 00260	BUS	MITSUBISHI	FUSO FK 418 H, 8.999CC	1997	1.100	119,000,000	130,900,000
830	202261 00261	BUS	MITSUBISHI	FUSO FK 516 K, 8.999CC	1997	1.100	119,000,000	130,900,000
831	202261 00262	BUS	MITSUBISHI	FUSO FM 215 F	1991	1.100	62,000,000	68,200,000
832	202261 00262	BUS	MITSUBISHI	FUSO FM 215 F	1990	1.100	57,000,000	62,700,000
833	202261 00262	BUS	MITSUBISHI	FUSO FM 215 F	1989	1.100	53,000,000	58,300,000
834	202261 00262	BUS	MITSUBISHI	FUSO FM 215 F	1988	1.100	50,000,000	55,000,000
835	202261 00262	BUS	MITSUBISHI	FUSO FM 215 F	1987	1.100	47,000,000	51,700,000
836	202261 00262	BUS	MITSUBISHI	FUSO FM 215 F	1986	1.100	43,000,000	47,300,000
837	202261 00262	BUS	MITSUBISHI	FUSO FM 215 F	1985	1.100	35,000,000	38,500,000
838	202261 00262	BUS	MITSUBISHI	FUSO FM 215 F	1984	1.100	32,000,000	35,200,000
839	202261 00262	BUS	MITSUBISHI	FUSO FM 215 F	1983	1.100	30,000,000	33,000,000
840	202261 00262	BUS	MITSUBISHI	FUSO FM 215 F	1982	1.100	27,000,000	29,700,000
841	202261 00262	BUS	MITSUBISHI	FUSO FM 215 F	1981	1.100	25,000,000	27,500,000
842	202261 00262	BUS	MITSUBISHI	FUSO FM 215 F	1980	1.100	23,000,000	25,300,000
843	202261 00252	BUS	MITSUBISHI	FUSO FM 215 H	1985	1.100	35,000,000	38,500,000
844	202261 00252	BUS	MITSUBISHI	FUSO FM 215 H	1984	1.100	32,000,000	35,200,000
845	202261 00252	BUS	MITSUBISHI	FUSO FM 215 H	1983	1.100	30,000,000	33,000,000
846	202261 00252	BUS	MITSUBISHI	FUSO FM 215 H	1982	1.100	27,000,000	29,700,000
847	202261 00252	BUS	MITSUBISHI	FUSO FM 215 H	1981	1.100	25,000,000	27,500,000
848	202261 00252	BUS	MITSUBISHI	FUSO FM 215 H	1980	1.100	18,000,000	19,800,000
849	202261 00263	BUS	MITSUBISHI	FUSO FM 516 H	1991	1.100	63,000,000	69,300,000
850	202261 00263	BUS	MITSUBISHI	FUSO FM 516 H	1990	1.100	59,000,000	64,900,000
851	202261 00264	BUS	MITSUBISHI	FUSO FM 517 F	1991	1.100	62,000,000	68,200,000
852	202261 00264	BUS	MITSUBISHI	FUSO FM 517 F	1990	1.100	57,000,000	62,700,000
853	202261 00264	BUS	MITSUBISHI	FUSO FM 517 F	1989	1.100	53,000,000	58,300,000
854	202261 00264	BUS	MITSUBISHI	FUSO FM 517 F	1988	1.100	50,000,000	55,000,000
855	202261 00264	BUS	MITSUBISHI	FUSO FM 517 F	1987	1.100	47,000,000	51,700,000
856	202261 00264	BUS	MITSUBISHI	FUSO FM 517 F	1986	1.100	43,000,000	47,300,000
857	202261 00265	BUS	MITSUBISHI	FUSO FM 517 H	1991	1.100	63,000,000	69,300,000
858	202261 00265	BUS	MITSUBISHI	FUSO FM 517 H	1990	1.100	59,000,000	64,900,000
859	202261 00265	BUS	MITSUBISHI	FUSO FM 517 H	1989	1.100	54,000,000	59,400,000
860	202261 00265	BUS	MITSUBISHI	FUSO FM 517 H	1988	1.100	50,000,000	55,000,000
861	202261 00265	BUS	MITSUBISHI	FUSO FM 517 H	1987	1.100	48,000,000	52,800,000
862	202261 00265	BUS	MITSUBISHI	FUSO FM 517 H	1986	1.100	44,000,000	48,400,000
863	202261 00266	BUS	MITSUBISHI	FUSO RM 117	2000	1.100	142,000,000	156,200,000
864	202261 00266	BUS	MITSUBISHI	FUSO RM 117	1999	1.100	131,000,000	144,100,000
865	202261 00266	BUS	MITSUBISHI	FUSO RM 117	1998	1.100	120,000,000	132,000,000
866	202261 00266	BUS	MITSUBISHI	FUSO RM 117	1997	1.100	113,000,000	124,300,000
867	202261 00266	BUS	MITSUBISHI	FUSO RM 117	1996	1.100	111,000,000	122,100,000
868	202261 00266	BUS	MITSUBISHI	FUSO RM 117	1995	1.100	91,000,000	100,100,000
869	202261 00266	BUS	MITSUBISHI	FUSO RM 117	1994	1.100	85,000,000	93,500,000
870	202261 00266	BUS	MITSUBISHI	FUSO RM 117	1993	1.100	80,000,000	88,000,000
871	202261 00266	BUS	MITSUBISHI	FUSO RM 117	1992	1.100	74,000,000	81,400,000
872	202261 00266	BUS	MITSUBISHI	FUSO RM 117	1991	1.100	69,000,000	75,900,000
873	202261 00267	BUS	MITSUBISHI	FUSO RM 117 LRDK1	2004	1.100	279,000,000	306,900,000
874	202261 00267	BUS	MITSUBISHI	FUSO RM 117 LRDK1	2003	1.100	277,000,000	304,700,000
875	202261 00267	BUS	MITSUBISHI	FUSO RM 117 LRDK1	2002	1.100	263,000,000	289,300,000
876	202261 00267	BUS	MITSUBISHI	FUSO RM 117 LRDK1	2001	1.100	250,000,000	275,000,000
877	202261 00268	BUS	MITSUBISHI	FUSO RM 117 N	2004	1.100	274,000,000	301,400,000
878	202261 00268	BUS	MITSUBISHI	FUSO RM 117 N	2003	1.100	272,000,000	299,200,000
879	202261 00268	BUS	MITSUBISHI	FUSO RM 117 N	2002	1.100	258,000,000	283,800,000
880	202261 00268	BUS	MITSUBISHI	FUSO RM 117 N	2001	1.100	246,000,000	270,600,000
881	202261 00268	BUS	MITSUBISHI	FUSO RM 117 N	2000	1.100	188,000,000	206,800,000
882	202261 00268	BUS	MITSUBISHI	FUSO RM 117 N	1999	1.100	163,000,000	179,300,000
883	202261 00268	BUS	MITSUBISHI	FUSO RM 117 N	1998	1.100	156,000,000	171,600,000
884	202261 00268	BUS	MITSUBISHI	FUSO RM 117 N	1997	1.100	134,000,000	147,400,000
885	202261 00268	BUS	MITSUBISHI	FUSO RM 117 N	1996	1.100	112,000,000	123,200,000
886	202261 00268	BUS	MITSUBISHI	FUSO RM 117 N	1995	1.100	94,000,000	103,400,000
887	202261 00269	BUS	MITSUBISHI	FUSO RM 117 TURBO	1997	1.100	113,000,000	124,300,000
888	202261 00269	BUS	MITSUBISHI	FUSO RM 117 TURBO	1996	1.100	111,000,000	122,100,000
889	202261 00269	BUS	MITSUBISHI	FUSO RM 117 TURBO	1995	1.100	91,000,000	100,100,000
890	202261 00269	BUS	MITSUBISHI	FUSO RM 117 TURBO	1994	1.100	87,000,000	95,700,000
891	202261 00270	BUS	MITSUBISHI	MP618M BU	1993	1.100	84,000,000	92,400,000
892	202261 00270	BUS	MITSUBISHI	MP618M BU	1992	1.100	80,000,000	88,000,000
893	202261 00270	BUS	MITSUBISHI	MP618M BU	1991	1.100	76,000,000	83,600,000
894	202261 00271	BUS	MITSUBISHI	ROSA 4.9 A/T	2004	1.100	258,000,000	283,800,000
895	202284 00204	BUS	NISSAN	C 12 H	1990	1.100	58,000,000	63,800,000
896	202284 00204	BUS	NISSAN	C 12 H	1989	1.100	54,000,000	59,400,000
897	202284 00206	BUS	NISSAN	CB 122	1990	1.100	65,000,000	71,500,000
898	202284 00206	BUS	NISSAN	CB 122	1989	1.100	61,000,000	67,100,000
899	202284 00205	BUS	NISSAN	CB 12 L	1993	1.100	66,000,000	72,600,000
900	202284 00205	BUS	NISSAN	CB 12 L	1992	1.100	61,000,000	67,100,000
901	202284 00205	BUS	NISSAN	CB 12 L	1991	1.100	57,000,000	62,700,000
902	202284 00205	BUS	NISSAN	CB 12 L	1990	1.100	53,000,000	58,300,000
903	202284 00207	BUS	NISSAN	CB 87 L	2004	1.100	259,000,000	284,900,000
904	202284 00207	BUS	NISSAN	CB 87 L	2003	1.100	257,000,000	282,700,000
905	202284 00207	BUS	NISSAN	CB 87 L	2002	1.100	245,000,000	269,500,000
906	202284 00207	BUS	NISSAN	CB 87 L	2001	1.100	232,000,000	255,200,000

NO	KODING	JENIS	MEREK	TIPE	TH BUAT	BOBOT	NJKB	DP PKB
1	2	3	4	5	6	7	8	9
907	202284 00207	BUS	NISSAN	CB 87 L	2000	1.100	192,000,000	211,200,000
908	202284 00207	BUS	NISSAN	CB 87 L	1999	1.100	159,000,000	174,900,000
909	202284 00207	BUS	NISSAN	CB 87 L	1998	1.100	133,000,000	146,300,000
910	202284 00207	BUS	NISSAN	CB 87 L	1997	1.100	110,000,000	121,000,000
911	202284 00207	BUS	NISSAN	CB 87 L	1996	1.100	91,000,000	100,100,000
912	202284 00207	BUS	NISSAN	CB 87 L	1995	1.100	76,000,000	83,600,000
913	202284 00207	BUS	NISSAN	CB 87 L	1994	1.100	74,000,000	81,400,000
914	202284 00207	BUS	NISSAN	CB 87 L	1993	1.100	69,000,000	75,900,000
915	202284 00207	BUS	NISSAN	CB 87 L	1992	1.100	65,000,000	71,500,000
916	202284 00207	BUS	NISSAN	CB 87 L	1991	1.100	60,000,000	66,000,000
917	202284 00207	BUS	NISSAN	CB 87 L	1990	1.100	59,000,000	64,900,000
918	202284 00208	BUS	NISSAN	CB 87 P	2009	1.100	276,000,000	303,600,000
919	202284 00208	BUS	NISSAN	CB 87 P	2008	1.100	262,000,000	288,200,000
920	202284 00208	BUS	NISSAN	CB 87 P	2007	1.100	249,000,000	273,900,000
921	202284 00208	BUS	NISSAN	CB 87 P	2006	1.100	248,000,000	272,800,000
922	202284 00208	BUS	NISSAN	CB 87 P	2005	1.100	243,000,000	267,300,000
923	202284 00208	BUS	NISSAN	CB 87 P	2004	1.100	238,000,000	261,800,000
924	202284 00208	BUS	NISSAN	CB 87 P	2003	1.100	233,000,000	256,300,000
925	202284 00208	BUS	NISSAN	CB 87 P	2002	1.100	227,000,000	249,700,000
926	202284 00208	BUS	NISSAN	CB 87 P	2001	1.100	223,000,000	245,300,000
927	202284 00208	BUS	NISSAN	CB 87 P	2000	1.100	192,000,000	211,200,000
928	202284 00208	BUS	NISSAN	CB 87 P	1999	1.100	159,000,000	174,900,000
929	202284 00208	BUS	NISSAN	CB 87 P	1998	1.100	133,000,000	146,300,000
930	202284 00208	BUS	NISSAN	CB 87 P	1997	1.100	110,000,000	121,000,000
931	202284 00208	BUS	NISSAN	CB 87 P	1996	1.100	91,000,000	100,100,000
932	202284 00208	BUS	NISSAN	CB 87 P	1995	1.100	76,000,000	83,600,000
933	202284 00208	BUS	NISSAN	CB 87 P	1994	1.100	74,000,000	81,400,000
934	202284 00208	BUS	NISSAN	CB 87 P	1993	1.100	69,000,000	75,900,000
935	202284 00208	BUS	NISSAN	CB 87 P	1992	1.100	65,000,000	71,500,000
936	202284 00208	BUS	NISSAN	CB 87 P	1991	1.100	60,000,000	66,000,000
937	202284 00208	BUS	NISSAN	CB 87 P	1990	1.100	56,000,000	61,600,000
938	202284 00209	BUS	NISSAN	CB 87 SP 210 DIESEL	1999	1.100	90,000,000	99,000,000
939	202284 00209	BUS	NISSAN	CB 87 SP 210 DIESEL	1998	1.100	83,000,000	91,300,000
940	202284 00209	BUS	NISSAN	CB 87 SP 210 DIESEL	1997	1.100	76,000,000	83,600,000
941	202284 00209	BUS	NISSAN	CB 87 SP 210 DIESEL	1996	1.100	75,000,000	82,500,000
942	202284 00209	BUS	NISSAN	CB 87 SP 210 DIESEL	1995	1.100	58,000,000	63,800,000
943	202284 00210	BUS	NISSAN	CKA 12 BTX	1995	1.100	67,000,000	73,700,000
944	202284 00211	BUS	NISSAN	CKA 12 E (DIESEL)	1990	1.100	65,000,000	71,500,000
945	202284 00211	BUS	NISSAN	CKA 12 E (DIESEL)	1989	1.100	61,000,000	67,100,000
946	202284 00211	BUS	NISSAN	CKA 12 E (DIESEL)	1988	1.100	56,000,000	61,600,000
947	202284 00211	BUS	NISSAN	CKA 12 E (DIESEL)	1987	1.100	52,000,000	57,200,000
948	202284 00211	BUS	NISSAN	CKA 12 E (DIESEL)	1986	1.100	49,000,000	53,900,000
949	202284 00212	BUS	NISSAN	CKA 12 H (DIESEL)	1990	1.100	65,000,000	71,500,000
950	202284 00212	BUS	NISSAN	CKA 12 H (DIESEL)	1989	1.100	61,000,000	67,100,000
951	202284 00212	BUS	NISSAN	CKA 12 H (DIESEL)	1988	1.100	56,000,000	61,600,000
952	202284 00212	BUS	NISSAN	CKA 12 H (DIESEL)	1987	1.100	52,000,000	57,200,000
953	202284 00212	BUS	NISSAN	CKA 12 H (DIESEL)	1986	1.100	49,000,000	53,900,000
954	202284 00213	BUS	NISSAN	JP 251	2004	1.100	274,000,000	301,400,000
955	202284 00213	BUS	NISSAN	JP 251	2003	1.100	272,000,000	299,200,000
956	202284 00213	BUS	NISSAN	JP 251	2002	1.100	258,000,000	283,800,000
957	202284 00214	BUS	NISSAN	RB 87 L	2004	1.100	264,000,000	290,400,000
958	202284 00214	BUS	NISSAN	RB 87 L	2003	1.100	262,000,000	288,200,000
959	202284 00214	BUS	NISSAN	RB 87 L	2002	1.100	249,000,000	273,900,000
960	202284 00214	BUS	NISSAN	RB 87 L	2001	1.100	237,000,000	260,700,000
961	202284 00214	BUS	NISSAN	RB 87 L	2000	1.100	218,000,000	239,800,000
962	202284 00214	BUS	NISSAN	RB 87 L	1999	1.100	181,000,000	199,100,000
963	202284 00214	BUS	NISSAN	RB 87 L	1998	1.100	150,000,000	165,000,000
964	202284 00214	BUS	NISSAN	RB 87 L	1997	1.100	129,000,000	141,900,000
965	202284 00214	BUS	NISSAN	RB 87 L	1996	1.100	107,000,000	117,700,000
966	202284 00214	BUS	NISSAN	RB 87 L	1995	1.100	89,000,000	97,900,000
967	202284 00214	BUS	NISSAN	RB 87 L	1994	1.100	77,000,000	84,700,000
968	202284 00215	BUS	NISSAN	RB 87 P	2004	1.100	264,000,000	290,400,000
969	202284 00215	BUS	NISSAN	RB 87 P	2003	1.100	262,000,000	288,200,000
970	202284 00215	BUS	NISSAN	RB 87 P	2002	1.100	249,000,000	273,900,000
971	202284 00215	BUS	NISSAN	RB 87 P	2001	1.100	237,000,000	260,700,000
972	202284 00215	BUS	NISSAN	RB 87 P	2000	1.100	218,000,000	239,800,000
973	202284 00215	BUS	NISSAN	RB 87 P	1999	1.100	181,000,000	199,100,000
974	202284 00215	BUS	NISSAN	RB 87 P	1998	1.100	150,000,000	165,000,000
975	202284 00215	BUS	NISSAN	RB 87 P	1997	1.100	129,000,000	141,900,000
976	202284 00215	BUS	NISSAN	RB 87 P	1996	1.100	107,000,000	117,700,000
977	202284 00215	BUS	NISSAN	RB 87 P	1995	1.100	89,000,000	97,900,000
978	202284 00215	BUS	NISSAN	RB 87 P	1994	1.100	77,000,000	84,700,000
979	202284 00216	BUS	NISSAN	RB 87 P DIESEL	1999	1.100	117,000,000	128,700,000
980	202284 00217	BUS	NISSAN	RB 87 PI DIESEL	1999	1.100	117,000,000	128,700,000
981	202284 00218	BUS	NISSAN	RM 81	1998	1.100	84,000,000	92,400,000
982	202284 00219	BUS	NISSAN	SP 210	2004	1.100	264,000,000	290,400,000
983	202284 00219	BUS	NISSAN	SP 210	2003	1.100	262,000,000	288,200,000
984	202284 00219	BUS	NISSAN	SP 210	2002	1.100	249,000,000	273,900,000
985	202284 00219	BUS	NISSAN	SP 210	2000	1.100	220,000,000	242,000,000
986	202284 00220	BUS	NISSAN	SP 210 P	2009	1.100	321,000,000	353,100,000
987	202284 00220	BUS	NISSAN	SP 210 P	2008	1.100	306,000,000	336,600,000
988	202284 00220	BUS	NISSAN	SP 210 P	2007	1.100	220,000,000	242,000,000
989	202284 00220	BUS	NISSAN	SP 210 P	2006	1.100	218,000,000	239,800,000
990	202284 00220	BUS	NISSAN	SP 210 P	2005	1.100	213,000,000	234,300,000
991	202284 00220	BUS	NISSAN	SP 210 P	2004	1.100	210,000,000	231,000,000
992	202284 00220	BUS	NISSAN	SP 210 P	2000	1.100	196,000,000	215,600,000
993	202284 00221	BUS	NISSAN	SP 211 P	2009	1.100	336,000,000	369,600,000
994	202284 00221	BUS	NISSAN	SP 211 P	2008	1.100	320,000,000	352,000,000
995	202284 00221	BUS	NISSAN	SP 211 P	2007	1.100	226,000,000	248,600,000
996	202284 00221	BUS	NISSAN	SP 211 P	2006	1.100	215,000,000	236,500,000
997	202284 00221	BUS	NISSAN	SP 211 P	2005	1.100	209,000,000	229,900,000

NO	KODING	JENIS	MEREK	TIPE	TH BUAT	BOBOT	NJKB	DP PKB
1	2	3	4	5	6	7	8	9
998	202284 00221	BUS	NISSAN	SP 211 P	2004	1.100	205,000,000	225,500,000
999	202284 00221	BUS	NISSAN	SP 211 P	1983	1.100	23,000,000	25,300,000
1000	202284 00221	BUS	NISSAN	SP 211 P	1982	1.100	21,000,000	23,100,000
1001	202284 00221	BUS	NISSAN	SP 211 P	1981	1.100	19,000,000	20,900,000
1002	202284 00221	BUS	NISSAN	SP 211 P	1980	1.100	18,000,000	19,800,000
1003	202284 00222	BUS	NISSAN	UD 6CYL	1980	1.100	16,500,000	18,150,000
1004	202297 00002	BUS	PERKASA	B0 7 A	2004	1.100	254,000,000	279,400,000
1005	202297 00002	BUS	PERKASA	B0 7 A	2003	1.100	252,000,000	277,200,000
1006	202297 00002	BUS	PERKASA	B0 7 A	2002	1.100	239,000,000	262,900,000
1007	202297 00002	BUS	PERKASA	B0 7 A	2001	1.100	227,000,000	249,700,000
1008	202297 00002	BUS	PERKASA	B0 7 A	2000	1.100	190,000,000	209,000,000
1009	202297 00001	BUS	PERKASA	B 08 B	2004	1.100	268,000,000	294,800,000
1010	202297 00001	BUS	PERKASA	B 08 B	2003	1.100	266,000,000	292,600,000
1011	202297 00001	BUS	PERKASA	B 08 B	2002	1.100	253,000,000	278,300,000
1012	202297 00001	BUS	PERKASA	B 08 B	2001	1.100	240,000,000	264,000,000
1013	202315 00049	BUS	RENAULT	JE-13, 5.490CC (DIESEL)	1991	1.100	53,000,000	58,300,000
1014	202315 00049	BUS	RENAULT	JE-13, 5.490CC (DIESEL)	1990	1.100	50,000,000	55,000,000
1015	202315 00050	BUS	RENAULT	JP-9, 5.490CC (DIESEL)	1991	1.100	53,000,000	58,300,000
1016	202315 00050	BUS	RENAULT	JP-9, 5.490CC (DIESEL)	1990	1.100	50,000,000	55,000,000
1017	202332 00002	BUS	SCANIA	K 114	2004	1.100	253,000,000	278,300,000
1018	202332 00002	BUS	SCANIA	K 114	2003	1.100	251,000,000	276,100,000
1019	202332 00002	BUS	SCANIA	K 114	2002	1.100	241,000,000	265,100,000
1020	202332 00003	BUS	SCANIA	K 1241B 4X2/360 12.000 CC	2005	1.100	356,000,000	391,600,000
1021	202332 00004	BUS	SCANIA	K250UB-4X2	2017	1.100	796,000,000	875,600,000
1022	202332 00005	BUS	SCANIA	K310IB-6X2*4	2017	1.100	1,266,000,000	1,392,600,000
1023	202332 00006	BUS	SCANIA	K310UB-6X2*4	2017	1.100	1,278,000,000	1,405,800,000
1024	202332 00007	BUS	SCANIA	K320IA-6X2/ 2	2017	1.100	3,212,000,000	3,533,200,000
1025	202332 00008	BUS	SCANIA	K360IB-4X2	2017	1.100	697,000,000	766,700,000
1026	202332 00009	BUS	SCANIA	K410IB-6X2*4	2017	1.100	1,200,000,000	1,320,000,000
1027	202354 00001	BUS	STEYER	STEYER	1980	1.100	10,500,000	11,550,000
1028	202369 00008	BUS	TATA	LP 410	2019	1.100	113,000,000	124,300,000
1029	202369 00008	BUS	TATA	LP 410	2018	1.100	108,000,000	118,800,000
1030	202369 00008	BUS	TATA	LP 410	2017	1.100	103,000,000	113,300,000
1031	202369 00008	BUS	TATA	LP 410	2016	1.100	98,000,000	107,800,000
1032	202369 00009	BUS	TATA	LP 713 / 38 E2	2019	1.100	267,000,000	293,700,000
1033	202369 00009	BUS	TATA	LP 713 / 38 E2	2018	1.100	254,000,000	279,400,000
1034	202369 00009	BUS	TATA	LP 713 / 38 E2	2017	1.100	242,000,000	266,200,000
1035	202369 00009	BUS	TATA	LP 713 / 38 E2	2016	1.100	230,000,000	253,000,000
1036	202369 00010	BUS	TATA	LPT407 EX2 CAB CHS	2019	1.100	119,000,000	130,900,000
1037	202369 00010	BUS	TATA	LPT407 EX2 CAB CHS	2018	1.100	114,000,000	125,400,000
1038	202369 00010	BUS	TATA	LPT407 EX2 CAB CHS	2017	1.100	109,000,000	119,900,000
1039	202381 00900	BUS	TOYOTA	DA DIESEL 5CYL	1980	1.100	17,500,000	19,250,000
1040	202381 00899	BUS	TOYOTA	DA DIESEL 6CYL	1980	1.100	18,500,000	20,350,000
1041	202401 00068	BUS	VOLVO	B 610 (SINGLE DECKER)	1980	1.100	18,000,000	19,800,000
1042	202401 00069	BUS	VOLVO	B 7 R	2004	1.100	260,000,000	286,000,000
1043	202401 00069	BUS	VOLVO	B 7 R	2003	1.100	258,000,000	283,800,000
1044	202401 00069	BUS	VOLVO	B 7 R	2002	1.100	251,000,000	276,100,000
1045	202401 00070	BUS	VOLVO	V 3 RGC	2004	1.100	281,000,000	309,100,000
1046	202401 00070	BUS	VOLVO	V 3 RGC	2003	1.100	271,000,000	298,100,000
1047	202495 00001	BUS	DONGFENG	DHZ1120KR3	2005	1.100	186,000,000	204,600,000
1048	202495 00002	BUS	DONGFENG	DHZ1120KR4	2005	1.100	110,000,000	121,000,000
1049	202495 00003	BUS	DONGFENG	DHZ1170KR1	2005	1.100	244,000,000	268,400,000
1050	202495 00004	BUS	DONGFENG	DHZZ6860KR2	2005	1.100	147,000,000	161,700,000
1051	202495 00005	BUS	DONGFENG	EQ6841KR1 5.2	2008	1.100	247,000,000	271,700,000
1052	202495 00005	BUS	DONGFENG	EQ6841KR1 5.2	2007	1.100	160,000,000	176,000,000
1053	202610 00001	BUS	BLUEBIRD	BLUEBIRD 60 PS	1998	1.100	168,000,000	184,800,000
1054	202620 00002	BUS	GOLDEN DRAGON	XML 6103D92	2009	1.100	248,000,000	272,800,000
1055	202620 00003	BUS	GOLDEN DRAGON	XML 6119 E5A 7830CC	2005	1.100	182,000,000	200,200,000
1056	202620 00004	BUS	GOLDEN DRAGON	XML 6125 D 12 C	2011	1.100	218,000,000	239,800,000
1057	202620 00005	BUS	GOLDEN DRAGON	XML 6127D52	2012	1.100	255,000,000	280,500,000
1058	202620 00005	BUS	GOLDEN DRAGON	XML 6127D52	2011	1.100	243,000,000	267,300,000
1059	202620 00005	BUS	GOLDEN DRAGON	XML 6127D52	2010	1.100	232,000,000	255,200,000
1060	202620 00006	BUS	GOLDEN DRAGON	XML 6796 E1G 5202CC	2007	1.100	93,000,000	102,300,000
1061	202620 00006	BUS	GOLDEN DRAGON	XML 6796 E1G 5202CC	2006	1.100	89,000,000	97,900,000
1062	202620 00006	BUS	GOLDEN DRAGON	XML 6796 E1G 5202CC	2005	1.100	85,000,000	93,500,000
1063	202620 00007	BUS	GOLDEN DRAGON	XML 6896 E5G 7255CC	2005	1.100	121,000,000	133,100,000
1064	202634 00001	BUS	ADIPUTRO	ROYAL COACH M.A.S (4X2) M/T	2015	1.100	433,000,000	476,300,000
1065	202634 00001	BUS	ADIPUTRO	ROYAL COACH M.A.S (4X2) M/T	2014	1.100	412,000,000	453,200,000
1066	202634 00001	BUS	ADIPUTRO	ROYAL COACH M.A.S (4X2) M/T	2013	1.100	375,000,000	412,500,000
1067	202634 00001	BUS	ADIPUTRO	ROYAL COACH M.A.S (4X2) M/T	2012	1.100	341,000,000	375,100,000
1068	202634 00001	BUS	ADIPUTRO	ROYAL COACH M.A.S (4X2) M/T	2011	1.100	310,000,000	341,000,000
1069	202634 00001	BUS	ADIPUTRO	ROYAL COACH M.A.S (4X2) M/T	2010	1.100	292,000,000	321,200,000
1070	202634 00001	BUS	ADIPUTRO	ROYAL COACH M.A.S (4X2) M/T	2009	1.100	275,000,000	302,500,000

NILAI JUAL KENDARAAN BERMOTOR
TAHUN 2019
JENIS : MOBIL BARANG / BEBAN - PICK UP

NO	KODING	JENIS	MEREK	TIPE	TH BUAT	BOBOT	NJKB	DP PKB
1	2	3	4	5	6	7	8	9
1	301043 00007	PICK UP	BEIJING	SC 1013	2005	1.085	32,000,000	34,720,000
2	301043 00007	PICK UP	BEIJING	SC 1013	2004	1.085	27,000,000	29,295,000
3	301043 00008	PICK UP	BEIJING	SC 1020	2006	1.085	32,000,000	34,720,000
4	301043 00008	PICK UP	BEIJING	SC 1020	2005	1.085	31,000,000	33,635,000
5	301051 00007	PICK UP	BIMANTARA	ARYA	1998	1.085	39,000,000	42,315,000
6	301051 00007	PICK UP	BIMANTARA	ARYA	1997	1.085	37,000,000	40,145,000
7	301077 00002	PICK UP	CHANGAN	SC1011 CG	2003	1.085	25,000,000	27,125,000
8	301077 00002	PICK UP	CHANGAN	SC1011 CG	2002	1.085	24,000,000	26,040,000
9	301077 00002	PICK UP	CHANGAN	SC1011 CG	2001	1.085	23,000,000	24,955,000
10	301079 00192	PICK UP	CHEVROLET	1.9 DIESEL /KBD22	1993	1.085	22,000,000	23,870,000
11	301079 00193	PICK UP	CHEVROLET	CHEVROLET	1980	1.085	6,500,000	7,052,500
12	301079 00194	PICK UP	CHEVROLET	COLORADA 3.0	2004	1.085	172,000,000	186,620,000
13	301079 00195	PICK UP	CHEVROLET	COLORADO 2.5L M/T FL	2012	1.085	165,000,000	179,025,000
14	301079 00195	PICK UP	CHEVROLET	COLORADO 2.5L M/T FL	2011	1.085	157,000,000	170,345,000
15	301079 00196	PICK UP	CHEVROLET	COLORADO 2.5L MT SINGLE CAB	2011	1.085	82,000,000	88,970,000
16	301079 00196	PICK UP	CHEVROLET	COLORADO 2.5L MT SINGLE CAB	2010	1.085	78,000,000	84,630,000
17	301079 00196	PICK UP	CHEVROLET	COLORADO 2.5L MT SINGLE CAB	2007	1.085	67,000,000	72,695,000
18	301079 00196	PICK UP	CHEVROLET	COLORADO 2.5L MT SINGLE CAB	2006	1.085	66,000,000	71,610,000
19	301079 00197	PICK UP	CHEVROLET	COLORADO EXTENDED CAB 2.5L M/T	2015	1.085	242,000,000	262,570,000
20	301079 00197	PICK UP	CHEVROLET	COLORADO EXTENDED CAB 2.5L M/T	2014	1.085	230,000,000	249,550,000
21	301079 00197	PICK UP	CHEVROLET	COLORADO EXTENDED CAB 2.5L M/T	2013	1.085	218,000,000	236,530,000
22	301079 00197	PICK UP	CHEVROLET	COLORADO EXTENDED CAB 2.5L M/T	2012	1.085	208,000,000	225,680,000
23	301079 00198	PICK UP	CHEVROLET	COLORADO EXTENDED CAB 2.5L M/T NG	2016	1.085	207,000,000	224,595,000
24	301079 00198	PICK UP	CHEVROLET	COLORADO EXTENDED CAB 2.5L M/T NG	2015	1.085	203,000,000	220,255,000
25	301079 00198	PICK UP	CHEVROLET	COLORADO EXTENDED CAB 2.5L M/T NG	2014	1.085	199,000,000	215,915,000
26	301079 00199	PICK UP	CHEVROLET	COLORADO LT CREW CAB 2.5L M/T	2015	1.085	290,000,000	314,650,000
27	301079 00199	PICK UP	CHEVROLET	COLORADO LT CREW CAB 2.5L M/T	2014	1.085	276,000,000	299,460,000
28	301079 00199	PICK UP	CHEVROLET	COLORADO LT CREW CAB 2.5L M/T	2013	1.085	267,000,000	289,695,000
29	301079 00199	PICK UP	CHEVROLET	COLORADO LT CREW CAB 2.5L M/T	2012	1.085	254,000,000	275,590,000
30	301079 00200	PICK UP	CHEVROLET	COLORADO LT CREW CAB 2.5L M/T NG	2016	1.085	253,000,000	274,505,000
31	301079 00200	PICK UP	CHEVROLET	COLORADO LT CREW CAB 2.5L M/T NG	2015	1.085	248,000,000	269,080,000
32	301079 00200	PICK UP	CHEVROLET	COLORADO LT CREW CAB 2.5L M/T NG	2014	1.085	243,000,000	263,655,000
33	301079 00201	PICK UP	CHEVROLET	COLORADO LTZ CREW CAB 2.5L M/T	2015	1.085	305,000,000	330,925,000
34	301079 00201	PICK UP	CHEVROLET	COLORADO LTZ CREW CAB 2.5L M/T	2014	1.085	290,000,000	314,650,000
35	301079 00201	PICK UP	CHEVROLET	COLORADO LTZ CREW CAB 2.5L M/T	2013	1.085	282,000,000	305,970,000
36	301079 00201	PICK UP	CHEVROLET	COLORADO LTZ CREW CAB 2.5L M/T	2012	1.085	269,000,000	291,865,000
37	301079 00202	PICK UP	CHEVROLET	COLORADO LTZ CREW CAB 2.5L M/T NG	2016	1.085	269,000,000	291,865,000
38	301079 00202	PICK UP	CHEVROLET	COLORADO LTZ CREW CAB 2.5L M/T NG	2015	1.085	264,000,000	286,440,000
39	301079 00202	PICK UP	CHEVROLET	COLORADO LTZ CREW CAB 2.5L M/T NG	2014	1.085	259,000,000	281,015,000
40	301079 00203	PICK UP	CHEVROLET	CONVAIR	1981	1.085	13,000,000	14,105,000
41	301079 00203	PICK UP	CHEVROLET	CONVAIR	1980	1.085	11,000,000	11,935,000
42	301079 00204	PICK UP	CHEVROLET	DPU KB 20	1980	1.085	8,800,000	9,548,000
43	301079 00205	PICK UP	CHEVROLET	GMC	1991	1.085	14,000,000	15,190,000
44	301079 00206	PICK UP	CHEVROLET	LUV KB 20 STANDARD / 1584cc	1980	1.085	8,000,000	8,680,000
45	301079 00208	PICK UP	CHEVROLET	LUV KB20 STD 1584cc	1992	1.085	18,000,000	19,530,000
46	301079 00208	PICK UP	CHEVROLET	LUV KB20 STD 1584cc	1991	1.085	17,000,000	18,445,000
47	301079 00208	PICK UP	CHEVROLET	LUV KB20 STD 1584cc	1986	1.085	15,000,000	16,275,000
48	301079 00208	PICK UP	CHEVROLET	LUV KB20 STD 1584cc	1984	1.085	14,000,000	15,190,000
49	301079 00208	PICK UP	CHEVROLET	LUV KB20 STD 1584cc	1982	1.085	13,000,000	14,105,000
50	301079 00208	PICK UP	CHEVROLET	LUV KB20 STD 1584cc	1981	1.085	12,000,000	13,020,000
51	301079 00208	PICK UP	CHEVROLET	LUV KB20 STD 1584cc	1980	1.085	11,000,000	11,935,000
52	301079 00208	PICK UP	CHEVROLET	LUV KB20 STD 1584cc	1977	1.085	11,000,000	11,935,000
53	301079 00207	PICK UP	CHEVROLET	LUV KB 25 LONG / 1584cc	1981	1.085	13,000,000	14,105,000
54	301079 00207	PICK UP	CHEVROLET	LUV KB 25 LONG / 1584cc	1980	1.085	8,000,000	8,680,000
55	301079 00209	PICK UP	CHEVROLET	LUV KB40	1981	1.085	13,000,000	14,105,000
56	301079 00209	PICK UP	CHEVROLET	LUV KB40	1980	1.085	12,000,000	13,020,000
57	301079 00210	PICK UP	CHEVROLET	LUV KBD 20 STANDARD/1951cc DIESEL	1981	1.085	13,000,000	14,105,000
58	301079 00210	PICK UP	CHEVROLET	LUV KBD 20 STANDARD/1951cc DIESEL	1980	1.085	9,000,000	9,765,000
59	301079 00212	PICK UP	CHEVROLET	LUV KBD20 STD 1951cc DIESEL	1981	1.085	13,000,000	14,105,000
60	301079 00212	PICK UP	CHEVROLET	LUV KBD20 STD 1951cc DIESEL	1980	1.085	12,000,000	13,020,000
61	301079 00213	PICK UP	CHEVROLET	LUV KBD21 DIESEL	1990	1.085	21,000,000	22,785,000
62	301079 00213	PICK UP	CHEVROLET	LUV KBD21 DIESEL	1989	1.085	20,500,000	22,242,500
63	301079 00213	PICK UP	CHEVROLET	LUV KBD21 DIESEL	1988	1.085	20,000,000	21,700,000
64	301079 00213	PICK UP	CHEVROLET	LUV KBD21 DIESEL	1987	1.085	19,500,000	21,157,500
65	301079 00213	PICK UP	CHEVROLET	LUV KBD21 DIESEL	1986	1.085	18,000,000	19,530,000
66	301079 00213	PICK UP	CHEVROLET	LUV KBD21 DIESEL	1985	1.085	17,000,000	18,445,000
67	301079 00213	PICK UP	CHEVROLET	LUV KBD21 DIESEL	1984	1.085	16,000,000	17,360,000
68	301079 00213	PICK UP	CHEVROLET	LUV KBD21 DIESEL	1983	1.085	15,000,000	16,275,000
69	301079 00213	PICK UP	CHEVROLET	LUV KBD21 DIESEL	1982	1.085	14,000,000	15,190,000
70	301079 00214	PICK UP	CHEVROLET	LUV KBD22 1951cc DIESEL	1993	1.085	20,000,000	21,700,000
71	301079 00215	PICK UP	CHEVROLET	LUV KBD22 2238cc DIESEL	1995	1.085	23,000,000	24,955,000
72	301079 00215	PICK UP	CHEVROLET	LUV KBD22 2238cc DIESEL	1994	1.085	21,000,000	22,785,000
73	301079 00215	PICK UP	CHEVROLET	LUV KBD22 2238cc DIESEL	1993	1.085	20,000,000	21,700,000
74	301079 00215	PICK UP	CHEVROLET	LUV KBD22 2238cc DIESEL	1992	1.085	18,000,000	19,530,000
75	301079 00211	PICK UP	CHEVROLET	LUV KBD 25 LONG / DIESEL	1981	1.085	13,000,000	14,105,000
76	301079 00211	PICK UP	CHEVROLET	LUV KBD 25 LONG / DIESEL	1980	1.085	12,000,000	13,020,000
77	301079 00211	PICK UP	CHEVROLET	LUV KBD 25 LONG / DIESEL	1979	1.085	12,000,000	13,020,000
78	301079 00216	PICK UP	CHEVROLET	LUV KBD26 DIESEL	1994	1.085	30,000,000	32,550,000
79	301079 00216	PICK UP	CHEVROLET	LUV KBD26 DIESEL	1993	1.085	28,000,000	30,380,000
80	301079 00216	PICK UP	CHEVROLET	LUV KBD26 DIESEL	1992	1.085	26,000,000	28,210,000
81	301079 00216	PICK UP	CHEVROLET	LUV KBD26 DIESEL	1991	1.085	24,000,000	26,040,000
82	301079 00216	PICK UP	CHEVROLET	LUV KBD26 DIESEL	1990	1.085	21,000,000	22,785,000
83	301079 00216	PICK UP	CHEVROLET	LUV KBD26 DIESEL	1989	1.085	20,500,000	22,242,500
84	301079 00216	PICK UP	CHEVROLET	LUV KBD26 DIESEL	1988	1.085	20,000,000	21,700,000
85	301079 00216	PICK UP	CHEVROLET	LUV KBD26 DIESEL	1987	1.085	19,000,000	20,615,000
86	301079 00216	PICK UP	CHEVROLET	LUV KBD26 DIESEL	1986	1.085	18,000,000	19,530,000
87	301079 00216	PICK UP	CHEVROLET	LUV KBD26 DIESEL	1985	1.085	17,000,000	18,445,000
88	301079 00216	PICK UP	CHEVROLET	LUV KBD26 DIESEL	1984	1.085	16,000,000	17,360,000
89	301079 00216	PICK UP	CHEVROLET	LUV KBD26 DIESEL	1983	1.085	14,000,000	15,190,000
90	301079 00216	PICK UP	CHEVROLET	LUV KBD26 DIESEL	1982	1.085	13,000,000	14,105,000
91	301079 00216	PICK UP	CHEVROLET	LUV KBD26 DIESEL	1981	1.085	12,000,000	13,020,000
92	301079 00217	PICK UP	CHEVROLET	LUV KBD27 2238cc DIESEL	1994	1.085	32,000,000	34,720,000
93	301079 00217	PICK UP	CHEVROLET	LUV KBD27 2238cc DIESEL	1993	1.085	29,000,000	31,465,000
94	301079 00217	PICK UP	CHEVROLET	LUV KBD27 2238cc DIESEL	1992	1.085	27,000,000	29,295,000
95	301079 00217	PICK UP	CHEVROLET	LUV KBD27 2238cc DIESEL	1991	1.085	24,000,000	26,040,000
96	301079 00218	PICK UP	CHEVROLET	LUV KBD40 DIESEL	1981	1.085	13,000,000	14,105,000

NO	KODING	JENIS	MERЕК	TIPE	TH BUAT	BOBOT	NJKB	DP PKB
1	2	3	4	5	6	7	8	9
97	301079 00218	PICK UP	CHEVROLET	LUV KBD40 DIESEL	1980	1.085	12,000,000	13,020,000
98	301079 00219	PICK UP	CHEVROLET	LUV KBD41 DIESEL	1988	1.085	22,000,000	23,870,000
99	301079 00219	PICK UP	CHEVROLET	LUV KBD41 DIESEL	1987	1.085	20,000,000	21,700,000
100	301079 00219	PICK UP	CHEVROLET	LUV KBD41 DIESEL	1986	1.085	19,000,000	20,615,000
101	301079 00219	PICK UP	CHEVROLET	LUV KBD41 DIESEL	1985	1.085	17,000,000	18,445,000
102	301079 00219	PICK UP	CHEVROLET	LUV KBD41 DIESEL	1984	1.085	16,000,000	17,360,000
103	301079 00219	PICK UP	CHEVROLET	LUV KBD41 DIESEL	1983	1.085	15,000,000	16,275,000
104	301079 00219	PICK UP	CHEVROLET	LUV KBD41 DIESEL	1982	1.085	14,000,000	15,190,000
105	301079 00220	PICK UP	CHEVROLET	LUV KBD46 DIESEL	1982	1.085	14,000,000	15,190,000
106	301079 00221	PICK UP	CHEVROLET	LUV KBD54 (4x2) 2254cc DIESEL	1995	1.085	28,000,000	30,380,000
107	301079 00221	PICK UP	CHEVROLET	LUV KBD54 (4x2) 2254cc DIESEL	1994	1.085	26,000,000	28,210,000
108	301079 00221	PICK UP	CHEVROLET	LUV KBD54 (4x2) 2254cc DIESEL	1993	1.085	24,000,000	26,040,000
109	301079 00222	PICK UP	CHEVROLET	LUV KBD54 (4x4) 2254cc DIESEL	1996	1.085	45,000,000	48,825,000
110	301079 00222	PICK UP	CHEVROLET	LUV KBD54 (4x4) 2254cc DIESEL	1995	1.085	35,000,000	37,975,000
111	301079 00222	PICK UP	CHEVROLET	LUV KBD54 (4x4) 2254cc DIESEL	1994	1.085	33,000,000	35,805,000
112	301079 00222	PICK UP	CHEVROLET	LUV KBD54 (4x4) 2254cc DIESEL	1993	1.085	31,000,000	33,635,000
113	301079 00222	PICK UP	CHEVROLET	LUV KBD54 (4x4) 2254cc DIESEL	1992	1.085	29,000,000	31,465,000
114	301079 00222	PICK UP	CHEVROLET	LUV KBD54 (4x4) 2254cc DIESEL	1991	1.085	26,000,000	28,210,000
115	301079 00224	PICK UP	CHEVROLET	LUV MTV2 2238cc DIESEL	1991	1.085	20,000,000	21,700,000
116	301079 00223	PICK UP	CHEVROLET	LUV MTV DIESEL 1.951 cc	1990	1.085	17,000,000	18,445,000
117	301079 00223	PICK UP	CHEVROLET	LUV MTV DIESEL 1.951 cc	1989	1.085	16,500,000	17,902,500
118	301079 00223	PICK UP	CHEVROLET	LUV MTV DIESEL 1.951 cc	1988	1.085	16,000,000	17,360,000
119	301079 00223	PICK UP	CHEVROLET	LUV MTV DIESEL 1.951 cc	1987	1.085	15,500,000	16,817,500
120	301079 00223	PICK UP	CHEVROLET	LUV MTV DIESEL 1.951 cc	1986	1.085	15,000,000	16,275,000
121	301079 00225	PICK UP	CHEVROLET	TROOPER DIESEL FUK UBS 52 LONG	1984	1.085	22,000,000	23,870,000
122	301091 00244	PICK UP	DAIHATSU	B401RS	2012	1.085	70,000,000	75,950,000
123	301091 00205	PICK UP	DAIHATSU	F 50 RV, 2.530cc	1983	1.085	15,000,000	16,275,000
124	301091 00205	PICK UP	DAIHATSU	F 50 RV, 2.530cc	1982	1.085	14,000,000	15,190,000
125	301091 00205	PICK UP	DAIHATSU	F 50 RV, 2.530cc	1981	1.085	13,000,000	14,105,000
126	301091 00209	PICK UP	DAIHATSU	F 70, 2765cc	2005	1.085	103,000,000	111,755,000
127	301091 00209	PICK UP	DAIHATSU	F 70, 2765cc	2004	1.085	97,000,000	105,245,000
128	301091 00209	PICK UP	DAIHATSU	F 70, 2765cc	2003	1.085	95,000,000	103,075,000
129	301091 00209	PICK UP	DAIHATSU	F 70, 2765cc	2002	1.085	92,000,000	99,820,000
130	301091 00209	PICK UP	DAIHATSU	F 70, 2765cc	2001	1.085	90,000,000	97,650,000
131	301091 00209	PICK UP	DAIHATSU	F 70, 2765cc	2000	1.085	79,000,000	85,715,000
132	301091 00206	PICK UP	DAIHATSU	F 70 (4x4)	2007	1.085	134,000,000	145,390,000
133	301091 00206	PICK UP	DAIHATSU	F 70 (4x4)	2006	1.085	133,000,000	144,305,000
134	301091 00206	PICK UP	DAIHATSU	F 70 (4x4)	2005	1.085	132,000,000	143,220,000
135	301091 00206	PICK UP	DAIHATSU	F 70 (4x4)	2004	1.085	126,000,000	136,710,000
136	301091 00206	PICK UP	DAIHATSU	F 70 (4x4)	2003	1.085	119,000,000	129,115,000
137	301091 00206	PICK UP	DAIHATSU	F 70 (4x4)	2002	1.085	116,000,000	125,860,000
138	301091 00206	PICK UP	DAIHATSU	F 70 (4x4)	2001	1.085	113,000,000	122,605,000
139	301091 00206	PICK UP	DAIHATSU	F 70 (4x4)	2000	1.085	88,000,000	95,480,000
140	301091 00206	PICK UP	DAIHATSU	F 70 (4x4)	1999	1.085	75,000,000	81,375,000
141	301091 00207	PICK UP	DAIHATSU	F 70 P-R	2005	1.085	132,000,000	143,220,000
142	301091 00208	PICK UP	DAIHATSU	F 70 R-R	1986	1.085	18,000,000	19,530,000
143	301091 00208	PICK UP	DAIHATSU	F 70 R-R	1985	1.085	17,000,000	18,445,000
144	301091 00208	PICK UP	DAIHATSU	F 70 R-R	1984	1.085	16,000,000	17,360,000
145	301091 00210	PICK UP	DAIHATSU	HIJET S 89 ZEBRA 1300cc	1996	1.085	22,000,000	23,870,000
146	301091 00210	PICK UP	DAIHATSU	HIJET S 89 ZEBRA 1300cc	1995	1.085	21,000,000	22,785,000
147	301091 00210	PICK UP	DAIHATSU	HIJET S 89 ZEBRA 1300cc	1994	1.085	20,000,000	21,700,000
148	301091 00210	PICK UP	DAIHATSU	HIJET S 89 ZEBRA 1300cc	1993	1.085	19,000,000	20,615,000
149	301091 00210	PICK UP	DAIHATSU	HIJET S 89 ZEBRA 1300cc	1992	1.085	18,000,000	19,530,000
150	301091 00210	PICK UP	DAIHATSU	HIJET S 89 ZEBRA 1300cc	1991	1.085	17,000,000	18,445,000
151	301091 00210	PICK UP	DAIHATSU	HIJET S 89 ZEBRA 1300cc	1990	1.085	15,000,000	16,275,000
152	301091 00210	PICK UP	DAIHATSU	HIJET S 89 ZEBRA 1300cc	1989	1.085	14,500,000	15,732,500
153	301091 00210	PICK UP	DAIHATSU	HIJET S 89 ZEBRA 1300cc	1988	1.085	14,000,000	15,190,000
154	301091 00210	PICK UP	DAIHATSU	HIJET S 89 ZEBRA 1300cc	1987	1.085	13,500,000	14,647,500
155	301091 00210	PICK UP	DAIHATSU	HIJET S 89 ZEBRA 1300cc	1986	1.085	13,000,000	14,105,000
156	301091 00211	PICK UP	DAIHATSU	HILINE F.69	2000	1.085	88,000,000	95,480,000
157	301091 00211	PICK UP	DAIHATSU	HILINE F.69	1999	1.085	75,000,000	81,375,000
158	301091 00211	PICK UP	DAIHATSU	HILINE F.69	1998	1.085	68,000,000	73,780,000
159	301091 00211	PICK UP	DAIHATSU	HILINE F.69	1997	1.085	60,000,000	65,100,000
160	301091 00211	PICK UP	DAIHATSU	HILINE F.69	1996	1.085	55,000,000	59,675,000
161	301091 00211	PICK UP	DAIHATSU	HILINE F.69	1995	1.085	49,000,000	53,165,000
162	301091 00211	PICK UP	DAIHATSU	HILINE F.69	1994	1.085	45,000,000	48,825,000
163	301091 00211	PICK UP	DAIHATSU	HILINE F.69	1993	1.085	40,000,000	43,400,000
164	301091 00211	PICK UP	DAIHATSU	HILINE F.69	1992	1.085	37,000,000	40,145,000
165	301091 00211	PICK UP	DAIHATSU	HILINE F.69	1991	1.085	33,000,000	35,805,000
166	301091 00211	PICK UP	DAIHATSU	HILINE F.69	1990	1.085	28,000,000	30,380,000
167	301091 00211	PICK UP	DAIHATSU	HILINE F.69	1989	1.085	27,000,000	29,295,000
168	301091 00211	PICK UP	DAIHATSU	HILINE F.69	1988	1.085	25,000,000	27,125,000
169	301091 00211	PICK UP	DAIHATSU	HILINE F.69	1987	1.085	23,000,000	24,955,000
170	301091 00211	PICK UP	DAIHATSU	HILINE F.69	1986	1.085	22,000,000	23,870,000
171	301091 00212	PICK UP	DAIHATSU	L 201 RP - 850cc / CERIA	2007	1.085	41,000,000	44,485,000
172	301091 00212	PICK UP	DAIHATSU	L 201 RP - 850cc / CERIA	2006	1.085	40,000,000	43,400,000
173	301091 00212	PICK UP	DAIHATSU	L 201 RP - 850cc / CERIA	2005	1.085	38,000,000	41,230,000
174	301091 00212	PICK UP	DAIHATSU	L 201 RP - 850cc / CERIA	2004	1.085	36,000,000	39,060,000
175	301091 00212	PICK UP	DAIHATSU	L 201 RP - 850cc / CERIA	2003	1.085	35,000,000	37,975,000
176	301091 00212	PICK UP	DAIHATSU	L 201 RP - 850cc / CERIA	2002	1.085	34,000,000	36,890,000
177	301091 00212	PICK UP	DAIHATSU	L 201 RP - 850cc / CERIA	2001	1.085	32,000,000	34,720,000
178	301091 00212	PICK UP	DAIHATSU	L 201 RP - 850cc / CERIA	2000	1.085	28,000,000	30,380,000
179	301091 00213	PICK UP	DAIHATSU	PU 1.3 STD 3 WAY ZEBRA	2006	1.085	58,000,000	62,930,000
180	301091 00214	PICK UP	DAIHATSU	PU 1.5 STD 3 WAY ZEBRA	2006	1.085	61,000,000	66,185,000
181	301091 00224	PICK UP	DAIHATSU	S10P 547cc	1985	1.085	10,000,000	10,850,000
182	301091 00224	PICK UP	DAIHATSU	S10P 547cc	1984	1.085	9,000,000	9,765,000
183	301091 00224	PICK UP	DAIHATSU	S10P 547cc	1983	1.085	8,000,000	8,680,000
184	301091 00224	PICK UP	DAIHATSU	S10P 547cc	1982	1.085	7,000,000	7,595,000
185	301091 00224	PICK UP	DAIHATSU	S10P 547cc	1981	1.085	6,000,000	6,510,000
186	301091 00224	PICK UP	DAIHATSU	S10P 547cc	1980	1.085	5,000,000	5,425,000
187	301091 00225	PICK UP	DAIHATSU	S38P 360cc	1980	1.085	5,000,000	5,425,000
188	301091 00226	PICK UP	DAIHATSU	S401RP-PMREJJ HA	2019	1.085	91,000,000	98,735,000
189	301091 00226	PICK UP	DAIHATSU	S401RP-PMREJJ HA	2018	1.085	87,000,000	94,395,000
190	301091 00226	PICK UP	DAIHATSU	S401RP-PMREJJ HA	2017	1.085	83,000,000	90,055,000
191	301091 00226	PICK UP	DAIHATSU	S401RP-PMREJJ HA	2016	1.085	79,000,000	85,715,000
192	301091 00226	PICK UP	DAIHATSU	S401RP-PMREJJ HA	2015	1.085	76,000,000	82,460,000
193	301091 00226	PICK UP	DAIHATSU	S401RP-PMREJJ HA	2014	1.085	73,000,000	79,205,000
194	301091 00226	PICK UP	DAIHATSU	S401RP-PMREJJ HA	2013	1.085	70,000,000	75,950,000
195	301091 00226	PICK UP	DAIHATSU	S401RP-PMREJJ HA	2012	1.085	67,000,000	72,695,000
196	301091 00226	PICK UP	DAIHATSU	S401RP-PMREJJ HA	2011	1.085	64,000,000	69,440,000

NO	KODING	JENIS	MEREK	TIPE	TH BUAT	BOBOT	NJKB	DP PKB
1	2	3	4	5	6	7	8	9
297	301091 00238	PICK UP	DAIHATSU	S402RP-TQEFJJ	2008	1.085	70,000,000	75,950,000
298	301091 00239	PICK UP	DAIHATSU	S402RP-TQSFJJ	2012	1.085	85,000,000	92,225,000
299	301091 00239	PICK UP	DAIHATSU	S402RP-TQSFJJ	2011	1.085	81,000,000	87,885,000
300	301091 00239	PICK UP	DAIHATSU	S402RP-TQSFJJ	2010	1.085	77,000,000	83,545,000
301	301091 00239	PICK UP	DAIHATSU	S402RP-TQSFJJ	2009	1.085	70,000,000	75,950,000
302	301091 00239	PICK UP	DAIHATSU	S402RP-TQSFJJ	2008	1.085	66,000,000	71,610,000
303	301091 00240	PICK UP	DAIHATSU	S501RP-PMRFJ 1.0 MT	2019	1.085	74,000,000	80,290,000
304	301091 00240	PICK UP	DAIHATSU	S501RP-PMRFJ 1.0 MT	2018	1.085	71,000,000	77,035,000
305	301091 00240	PICK UP	DAIHATSU	S501RP-PMRFJ 1.0 MT	2017	1.085	68,000,000	73,780,000
306	301091 00240	PICK UP	DAIHATSU	S501RP-PMRFJ 1.0 MT	2016	1.085	65,000,000	70,525,000
307	301091 00243	PICK UP	DAIHATSU	S70P-P	1988	1.085	12,000,000	13,020,000
308	301091 00243	PICK UP	DAIHATSU	S70P-P	1987	1.085	11,000,000	11,935,000
309	301091 00243	PICK UP	DAIHATSU	S70P-P	1986	1.085	10,500,000	11,392,500
310	301091 00243	PICK UP	DAIHATSU	S70P-P	1985	1.085	10,000,000	10,850,000
311	301091 00243	PICK UP	DAIHATSU	S70P-P	1984	1.085	9,500,000	10,307,500
312	301091 00243	PICK UP	DAIHATSU	S70P-P	1983	1.085	9,000,000	9,765,000
313	301091 00241	PICK UP	DAIHATSU	S70P - PR	2015	1.085	86,000,000	93,310,000
314	301091 00241	PICK UP	DAIHATSU	S70P - PR	2014	1.085	82,000,000	88,970,000
315	301091 00241	PICK UP	DAIHATSU	S70P - PR	2013	1.085	78,000,000	84,630,000
316	301091 00241	PICK UP	DAIHATSU	S70P - PR	2012	1.085	74,000,000	80,290,000
317	301091 00241	PICK UP	DAIHATSU	S70P - PR	2011	1.085	70,000,000	75,950,000
318	301091 00241	PICK UP	DAIHATSU	S70P - PR	2010	1.085	67,000,000	72,695,000
319	301091 00241	PICK UP	DAIHATSU	S70P - PR	1988	1.085	12,000,000	13,020,000
320	301091 00241	PICK UP	DAIHATSU	S70P - PR	1987	1.085	11,000,000	11,935,000
321	301091 00241	PICK UP	DAIHATSU	S70P - PR	1986	1.085	10,500,000	11,392,500
322	301091 00241	PICK UP	DAIHATSU	S70P - PR	1985	1.085	10,000,000	10,850,000
323	301091 00241	PICK UP	DAIHATSU	S70P - PR	1984	1.085	9,500,000	10,307,500
324	301091 00241	PICK UP	DAIHATSU	S70P - PR	1983	1.085	9,000,000	9,765,000
325	301091 00242	PICK UP	DAIHATSU	S70P / R 1.0	1988	1.085	12,000,000	13,020,000
326	301091 00242	PICK UP	DAIHATSU	S70P / R 1.0	1987	1.085	11,000,000	11,935,000
327	301091 00242	PICK UP	DAIHATSU	S70P / R 1.0	1986	1.085	10,500,000	11,392,500
328	301091 00242	PICK UP	DAIHATSU	S70P / R 1.0	1985	1.085	10,000,000	10,850,000
329	301091 00242	PICK UP	DAIHATSU	S70P / R 1.0	1984	1.085	9,500,000	10,307,500
330	301091 00242	PICK UP	DAIHATSU	S70P / R 1.0	1983	1.085	9,000,000	9,765,000
331	301091 00215	PICK UP	DAIHATSU	S 88 1000cc	1990	1.085	14,000,000	15,190,000
332	301091 00215	PICK UP	DAIHATSU	S 88 1000cc	1989	1.085	13,500,000	14,647,500
333	301091 00215	PICK UP	DAIHATSU	S 88 1000cc	1988	1.085	13,000,000	14,105,000
334	301091 00215	PICK UP	DAIHATSU	S 88 1000cc	1987	1.085	12,000,000	13,020,000
335	301091 00215	PICK UP	DAIHATSU	S 88 1000cc	1986	1.085	11,000,000	11,935,000
336	301091 00216	PICK UP	DAIHATSU	S 91 / 1300cc / ESPASS	2006	1.085	46,000,000	49,910,000
337	301091 00216	PICK UP	DAIHATSU	S 91 / 1300cc / ESPASS	2005	1.085	43,000,000	46,655,000
338	301091 00216	PICK UP	DAIHATSU	S 91 / 1300cc / ESPASS	2004	1.085	39,000,000	42,315,000
339	301091 00216	PICK UP	DAIHATSU	S 91 / 1300cc / ESPASS	2003	1.085	38,000,000	41,230,000
340	301091 00216	PICK UP	DAIHATSU	S 91 / 1300cc / ESPASS	2002	1.085	36,000,000	39,060,000
341	301091 00216	PICK UP	DAIHATSU	S 91 / 1300cc / ESPASS	2001	1.085	34,000,000	36,890,000
342	301091 00216	PICK UP	DAIHATSU	S 91 / 1300cc / ESPASS	2000	1.085	29,000,000	31,465,000
343	301091 00216	PICK UP	DAIHATSU	S 91 / 1300cc / ESPASS	1999	1.085	27,000,000	29,295,000
344	301091 00216	PICK UP	DAIHATSU	S 91 / 1300cc / ESPASS	1998	1.085	25,000,000	27,125,000
345	301091 00216	PICK UP	DAIHATSU	S 91 / 1300cc / ESPASS	1997	1.085	24,000,000	26,040,000
346	301091 00216	PICK UP	DAIHATSU	S 91 / 1300cc / ESPASS	1996	1.085	23,000,000	24,955,000
347	301091 00216	PICK UP	DAIHATSU	S 91 / 1300cc / ESPASS	1995	1.085	21,000,000	22,785,000
348	301091 00216	PICK UP	DAIHATSU	S 91 / 1300cc / ESPASS	1994	1.085	19,000,000	20,615,000
349	301091 00216	PICK UP	DAIHATSU	S 91 / 1300cc / ESPASS	1993	1.085	18,000,000	19,530,000
350	301091 00216	PICK UP	DAIHATSU	S 91 / 1300cc / ESPASS	1992	1.085	17,000,000	18,445,000
351	301091 00216	PICK UP	DAIHATSU	S 91 / 1300cc / ESPASS	1991	1.085	16,000,000	17,360,000
352	301091 00216	PICK UP	DAIHATSU	S 91 / 1300cc / ESPASS	1990	1.085	15,000,000	16,275,000
353	301091 00216	PICK UP	DAIHATSU	S 91 / 1300cc / ESPASS	1989	1.085	14,000,000	15,190,000
354	301091 00217	PICK UP	DAIHATSU	S 91 / 1300cc / NEO ZEBRA FD	2005	1.085	47,000,000	50,995,000
355	301091 00218	PICK UP	DAIHATSU	S 91 / 1300cc / ZEBRA	2006	1.085	43,000,000	46,655,000
356	301091 00218	PICK UP	DAIHATSU	S 91 / 1300cc / ZEBRA	2005	1.085	42,000,000	45,570,000
357	301091 00218	PICK UP	DAIHATSU	S 91 / 1300cc / ZEBRA	2004	1.085	39,000,000	42,315,000
358	301091 00218	PICK UP	DAIHATSU	S 91 / 1300cc / ZEBRA	2003	1.085	38,000,000	41,230,000
359	301091 00218	PICK UP	DAIHATSU	S 91 / 1300cc / ZEBRA	2002	1.085	36,000,000	39,060,000
360	301091 00218	PICK UP	DAIHATSU	S 91 / 1300cc / ZEBRA	2000	1.085	29,000,000	31,465,000
361	301091 00218	PICK UP	DAIHATSU	S 91 / 1300cc / ZEBRA	1999	1.085	27,000,000	29,295,000
362	301091 00218	PICK UP	DAIHATSU	S 91 / 1300cc / ZEBRA	1998	1.085	25,000,000	27,125,000
363	301091 00218	PICK UP	DAIHATSU	S 91 / 1300cc / ZEBRA	1997	1.085	24,000,000	26,040,000
364	301091 00218	PICK UP	DAIHATSU	S 91 / 1300cc / ZEBRA	1996	1.085	23,000,000	24,955,000
365	301091 00218	PICK UP	DAIHATSU	S 91 / 1300cc / ZEBRA	1995	1.085	21,000,000	22,785,000
366	301091 00218	PICK UP	DAIHATSU	S 91 / 1300cc / ZEBRA	1994	1.085	19,000,000	20,615,000
367	301091 00218	PICK UP	DAIHATSU	S 91 / 1300cc / ZEBRA	1993	1.085	18,000,000	19,530,000
368	301091 00218	PICK UP	DAIHATSU	S 91 / 1300cc / ZEBRA	1992	1.085	17,000,000	18,445,000
369	301091 00218	PICK UP	DAIHATSU	S 91 / 1300cc / ZEBRA	1991	1.085	16,000,000	17,360,000
370	301091 00218	PICK UP	DAIHATSU	S 91 / 1300cc / ZEBRA	1990	1.085	14,000,000	15,190,000
371	301091 00219	PICK UP	DAIHATSU	S 91 / 1300cc / ZEBRA EFI	2007	1.085	44,000,000	47,740,000
372	301091 00220	PICK UP	DAIHATSU	S 92	1999	1.085	36,000,000	39,060,000
373	301091 00220	PICK UP	DAIHATSU	S 92	1998	1.085	32,000,000	34,720,000
374	301091 00220	PICK UP	DAIHATSU	S 92	1997	1.085	28,000,000	30,380,000
375	301091 00220	PICK UP	DAIHATSU	S 92	1996	1.085	26,000,000	28,210,000
376	301091 00220	PICK UP	DAIHATSU	S 92	1995	1.085	22,000,000	23,870,000
377	301091 00221	PICK UP	DAIHATSU	S 92 JUMBO	2000	1.085	39,000,000	42,315,000
378	301091 00221	PICK UP	DAIHATSU	S 92 JUMBO	1999	1.085	37,000,000	40,145,000
379	301091 00222	PICK UP	DAIHATSU	S 93, 1.500cc	2006	1.085	44,000,000	47,740,000
380	301091 00222	PICK UP	DAIHATSU	S 93, 1.500cc	2005	1.085	40,000,000	43,400,000
381	301091 00222	PICK UP	DAIHATSU	S 93, 1.500cc	2004	1.085	36,000,000	39,060,000
382	301091 00223	PICK UP	DAIHATSU	S 93, 1.500cc EFI	2007	1.085	45,000,000	48,825,000
383	301096 00057	PICK UP	DATSUN	1000cc	1981	1.085	11,000,000	11,935,000
384	301096 00057	PICK UP	DATSUN	1000cc	1980	1.085	10,000,000	10,850,000
385	301096 00058	PICK UP	DATSUN	1200cc	1981	1.085	11,500,000	12,477,500
386	301096 00058	PICK UP	DATSUN	1200cc	1980	1.085	10,500,000	11,392,500
387	301096 00059	PICK UP	DATSUN	1300cc	1981	1.085	11,000,000	11,935,000
388	301096 00059	PICK UP	DATSUN	1300cc	1980	1.085	10,000,000	10,850,000
389	301096 00060	PICK UP	DATSUN	1500cc	1981	1.085	12,000,000	13,020,000
390	301096 00060	PICK UP	DATSUN	1500cc	1980	1.085	10,000,000	10,850,000
391	301096 00060	PICK UP	DATSUN	1500cc	1977	1.085	10,000,000	10,850,000
392	301096 00060	PICK UP	DATSUN	1500cc	1972	1.085	10,000,000	10,850,000
393	301096 00061	PICK UP	DATSUN	1600cc	1981	1.085	12,000,000	13,020,000
394	301096 00061	PICK UP	DATSUN	1600cc	1980	1.085	8,000,000	8,680,000
395	301096 00062	PICK UP	DATSUN	2.164cc 65 HP (DIESEL)	1981	1.085	10,000,000	10,850,000
396	301096 00063	PICK UP	DATSUN	620 A	1980	1.085	11,000,000	11,935,000

NO	KODING	JENIS	MEREK	TIPE	TH BUAT	BOBOT	NJKB	DP PKB
1	2	3	4	5	6	7	8	9
397	301096 00063	PICK UP	DATSUN	620 A	1979	1.085	11,000,000	11,935,000
398	301096 00063	PICK UP	DATSUN	620 A	1978	1.085	11,000,000	11,935,000
399	301096 00064	PICK UP	DATSUN	GN 620 U	1980	1.085	8,000,000	8,680,000
400	301096 00065	PICK UP	DATSUN	KO 620, 1300cc	1981	1.085	9,000,000	9,765,000
401	301096 00065	PICK UP	DATSUN	KO 620, 1300cc	1980	1.085	8,000,000	8,680,000
402	301103 00016	PICK UP	DODGE	DODGE	1980	1.085	6,400,000	6,944,000
403	301103 00017	PICK UP	DODGE	K 160 (BENSIN)	1980	1.085	5,000,000	5,425,000
404	301103 00018	PICK UP	DODGE	K 160 (DIESEL)	1980	1.085	6,700,000	7,269,500
405	301103 00019	PICK UP	DODGE	RAM	1982	1.085	6,000,000	6,510,000
406	301103 00020	PICK UP	DODGE	W 200	1980	1.085	7,300,000	7,920,500
407	301109 00001	PICK UP	FALCON	FALCON	1980	1.085	6,400,000	6,944,000
408	301111 00002	PICK UP	FARGO	FARGO	1980	1.085	7,000,000	7,595,000
409	301116 00056	PICK UP	FIAT	FIAT	1980	1.085	6,400,000	6,944,000
410	301118 00162	PICK UP	FORD	COMMET	1980	1.085	6,000,000	6,510,000
411	301118 00163	PICK UP	FORD	F 250	1980	1.085	6,000,000	6,510,000
412	301118 00164	PICK UP	FORD	RANGER 4x2 2.5 L	2005	1.085	114,000,000	123,690,000
413	301118 00164	PICK UP	FORD	RANGER 4x2 2.5 L	2004	1.085	108,000,000	117,180,000
414	301118 00165	PICK UP	FORD	RANGER 4x4 2900cc DIESEL MT	2007	1.085	139,000,000	150,815,000
415	301118 00165	PICK UP	FORD	RANGER 4x4 2900cc DIESEL MT	2006	1.085	136,000,000	147,560,000
416	301118 00165	PICK UP	FORD	RANGER 4x4 2900cc DIESEL MT	2005	1.085	135,000,000	146,475,000
417	301118 00165	PICK UP	FORD	RANGER 4x4 2900cc DIESEL MT	2004	1.085	117,000,000	126,945,000
418	301118 00165	PICK UP	FORD	RANGER 4x4 2900cc DIESEL MT	2003	1.085	115,000,000	124,775,000
419	301118 00165	PICK UP	FORD	RANGER 4x4 2900cc DIESEL MT	2002	1.085	110,000,000	119,350,000
420	301118 00166	PICK UP	FORD	RANGER BASE 2.2L (4X4) MT	2012	1.085	243,000,000	263,655,000
421	301118 00167	PICK UP	FORD	RANGER CHASIS 2.5L (4x2) MT BENSIN	2015	1.085	138,000,000	149,730,000
422	301118 00167	PICK UP	FORD	RANGER CHASIS 2.5L (4x2) MT BENSIN	2014	1.085	131,000,000	142,135,000
423	301118 00167	PICK UP	FORD	RANGER CHASIS 2.5L (4x2) MT BENSIN	2013	1.085	125,000,000	135,625,000
424	301118 00167	PICK UP	FORD	RANGER CHASIS 2.5L (4x2) MT BENSIN	2012	1.085	119,000,000	129,115,000
425	301118 00168	PICK UP	FORD	RANGER PICK UP 2.5L (4X2)	2007	1.085	83,000,000	90,055,000
426	301118 00168	PICK UP	FORD	RANGER PICK UP 2.5L (4X2)	2006	1.085	81,000,000	87,885,000
427	301118 00169	PICK UP	FORD	RANGER PICK UP 2.5L 4x2 DIESEL	2005	1.085	80,000,000	86,800,000
428	301118 00169	PICK UP	FORD	RANGER PICK UP 2.5L 4x2 DIESEL	2004	1.085	68,000,000	73,780,000
429	301118 00169	PICK UP	FORD	RANGER PICK UP 2.5L 4x2 DIESEL	2003	1.085	66,000,000	71,610,000
430	301118 00170	PICK UP	FORD	RANGER RAS 2.2L (4X4) MT	2015	1.085	222,000,000	240,870,000
431	301118 00170	PICK UP	FORD	RANGER RAS 2.2L (4X4) MT	2014	1.085	218,000,000	236,530,000
432	301118 00170	PICK UP	FORD	RANGER RAS 2.2L (4X4) MT	2013	1.085	214,000,000	232,190,000
433	301118 00170	PICK UP	FORD	RANGER RAS 2.2L (4X4) MT	2012	1.085	210,000,000	227,850,000
434	301118 00172	PICK UP	FORD	RANGER RAS 2.5L 4WD MT	2012	1.085	207,000,000	224,595,000
435	301118 00172	PICK UP	FORD	RANGER RAS 2.5L 4WD MT	2011	1.085	197,000,000	213,745,000
436	301118 00172	PICK UP	FORD	RANGER RAS 2.5L 4WD MT	2010	1.085	188,000,000	203,980,000
437	301118 00172	PICK UP	FORD	RANGER RAS 2.5L 4WD MT	2009	1.085	171,000,000	185,535,000
438	301118 00172	PICK UP	FORD	RANGER RAS 2.5L 4WD MT	2008	1.085	159,000,000	172,515,000
439	301118 00172	PICK UP	FORD	RANGER RAS 2.5L 4WD MT	2007	1.085	144,000,000	156,240,000
440	301118 00173	PICK UP	FORD	RANGER RAS 2.9L 4x2	2006	1.085	131,000,000	142,135,000
441	301118 00173	PICK UP	FORD	RANGER RAS 2.9L 4x2	2005	1.085	116,000,000	125,860,000
442	301118 00173	PICK UP	FORD	RANGER RAS 2.9L 4x2	2004	1.085	100,000,000	108,500,000
443	301118 00173	PICK UP	FORD	RANGER RAS 2.9L 4x2	2003	1.085	98,000,000	106,330,000
444	301118 00171	PICK UP	FORD	RANGER RAS (4x4) MT 2.9L (UA6B-RAA)	2007	1.085	140,000,000	151,900,000
445	301118 00171	PICK UP	FORD	RANGER RAS (4x4) MT 2.9L (UA6B-RAA)	2006	1.085	138,000,000	149,730,000
446	301118 00171	PICK UP	FORD	RANGER RAS (4x4) MT 2.9L (UA6B-RAA)	2005	1.085	134,000,000	145,390,000
447	301118 00171	PICK UP	FORD	RANGER RAS (4x4) MT 2.9L (UA6B-RAA)	2004	1.085	117,000,000	126,945,000
448	301118 00176	PICK UP	FORD	RANGER SC 2.5L (4X2) MT BENSIN	2012	1.085	275,000,000	298,375,000
449	301118 00174	PICK UP	FORD	RANGER S.CABIN 2.5 (4x2) (UP22-RAE) 2500cc	2009	1.085	97,000,000	105,245,000
450	301118 00174	PICK UP	FORD	RANGER S.CABIN 2.5 (4x2) (UP22-RAE) 2500cc	2008	1.085	90,000,000	97,650,000
451	301118 00174	PICK UP	FORD	RANGER S.CABIN 2.5 (4x2) (UP22-RAE) 2500cc	2007	1.085	81,000,000	87,885,000
452	301118 00174	PICK UP	FORD	RANGER S.CABIN 2.5 (4x2) (UP22-RAE) 2500cc	2006	1.085	79,000,000	85,715,000
453	301118 00174	PICK UP	FORD	RANGER S.CABIN 2.5 (4x2) (UP22-RAE) 2500cc	2005	1.085	77,000,000	83,545,000
454	301118 00174	PICK UP	FORD	RANGER S.CABIN 2.5 (4x2) (UP22-RAE) 2500cc	2004	1.085	68,000,000	73,780,000
455	301118 00175	PICK UP	FORD	RANGER S.CABIN 2.5L XLT (4x4) CBU (UP 25964)	2005	1.085	185,000,000	200,725,000
456	301118 00177	PICK UP	FORD	RANGER SC BASE 2.2L (4X4) MT	2012	1.085	199,000,000	215,915,000
457	301118 00178	PICK UP	FORD	RANGER SINGLE CAB 2.2L (4X4) MT	2016	1.085	241,000,000	261,485,000
458	301118 00179	PICK UP	FORD	RANGER SINGLE CAB BASE 2.2L (4x4) MT	2015	1.085	214,000,000	232,190,000
459	301118 00179	PICK UP	FORD	RANGER SINGLE CAB BASE 2.2L (4x4) MT	2014	1.085	203,000,000	220,255,000
460	301118 00179	PICK UP	FORD	RANGER SINGLE CAB BASE 2.2L (4x4) MT	2013	1.085	193,000,000	209,405,000
461	301118 00179	PICK UP	FORD	RANGER SINGLE CAB BASE 2.2L (4x4) MT	2012	1.085	183,000,000	198,555,000
462	301118 00181	PICK UP	FORD	RANGER SINGLE CAB 2.5L (4X2) M/T	2013	1.085	158,000,000	171,430,000
463	301118 00182	PICK UP	FORD	RANGER SINGLE CAB 2.5L (4X2) MT BENSIN	2015	1.085	156,000,000	169,260,000
464	301118 00182	PICK UP	FORD	RANGER SINGLE CAB 2.5L (4X2) MT BENSIN	2014	1.085	148,000,000	160,580,000
465	301118 00182	PICK UP	FORD	RANGER SINGLE CAB 2.5L (4X2) MT BENSIN	2013	1.085	141,000,000	152,985,000
466	301118 00182	PICK UP	FORD	RANGER SINGLE CAB 2.5L (4X2) MT BENSIN	2012	1.085	134,000,000	145,390,000
467	301118 00180	PICK UP	FORD	RANGER SINGLE CAB (4X2) BASE 2.5L M/T DIESEL	2011	1.085	114,000,000	123,690,000
468	301118 00183	PICK UP	FORD	RANGER SINGLE CAB BASE 2.5L (4x2) MT	2012	1.085	120,000,000	130,200,000
469	301118 00183	PICK UP	FORD	RANGER SINGLE CAB BASE 2.5L (4x2) MT	2011	1.085	114,000,000	123,690,000
470	301118 00183	PICK UP	FORD	RANGER SINGLE CAB BASE 2.5L (4x2) MT	2010	1.085	109,000,000	118,265,000
471	301118 00183	PICK UP	FORD	RANGER SINGLE CAB BASE 2.5L (4x2) MT	2009	1.085	99,000,000	107,415,000
472	301118 00183	PICK UP	FORD	RANGER SINGLE CAB BASE 2.5L (4x2) MT	2008	1.085	92,000,000	99,820,000
473	301118 00183	PICK UP	FORD	RANGER SINGLE CAB BASE 2.5L (4x2) MT	2007	1.085	87,000,000	94,395,000
474	301118 00184	PICK UP	FORD	RANGER SINGLE CAB BASE 2.5L (4x4) MT	2012	1.085	202,000,000	219,170,000
475	301118 00184	PICK UP	FORD	RANGER SINGLE CAB BASE 2.5L (4x4) MT	2011	1.085	192,000,000	208,320,000
476	301118 00184	PICK UP	FORD	RANGER SINGLE CAB BASE 2.5L (4x4) MT	2010	1.085	183,000,000	198,555,000
477	301118 00184	PICK UP	FORD	RANGER SINGLE CAB BASE 2.5L (4x4) MT	2009	1.085	166,000,000	180,110,000
478	301118 00184	PICK UP	FORD	RANGER SINGLE CAB BASE 2.5L (4x4) MT	2008	1.085	155,000,000	168,175,000
479	301118 00184	PICK UP	FORD	RANGER SINGLE CAB BASE 2.5L (4x4) MT	2007	1.085	139,000,000	150,815,000
480	301118 00185	PICK UP	FORD	RANGER SINGLE CAB CHASSIS 2.5L (4x2) MT	2012	1.085	105,000,000	113,925,000
481	301118 00185	PICK UP	FORD	RANGER SINGLE CAB CHASSIS 2.5L (4x2) MT	2011	1.085	100,000,000	108,500,000
482	301118 00185	PICK UP	FORD	RANGER SINGLE CAB CHASSIS 2.5L (4x2) MT	2010	1.085	95,000,000	103,075,000
483	301118 00186	PICK UP	FORD	RANGER SINGLE CABIN 2.5L (4x4) MT	2012	1.085	211,000,000	228,935,000
484	301118 00186	PICK UP	FORD	RANGER SINGLE CABIN 2.5L (4x4) MT	2011	1.085	201,000,000	218,085,000
485	301118 00186	PICK UP	FORD	RANGER SINGLE CABIN 2.5L (4x4) MT	2010	1.085	191,000,000	207,235,000
486	301118 00187	PICK UP	FORD	RANGER SINGLE CABIN 2.9L (4x4) MT	2007	1.085	135,000,000	146,475,000
487	301118 00187	PICK UP	FORD	RANGER SINGLE CABIN 2.9L (4x4) MT	2006	1.085	133,000,000	144,305,000
488	301118 00187	PICK UP	FORD	RANGER SINGLE CABIN 2.9L (4x4) MT	2005	1.085	131,000,000	142,135,000
489	301118 00187	PICK UP	FORD	RANGER SINGLE CABIN 2.9L (4x4) MT	2004	1.085	116,000,000	125,860,000
490	301136 00003	PICK UP	GLADIATOR	J.5046 / 4.200cc	1980	1.085	15,000,000	16,275,000
491	301136 00004	PICK UP	GLADIATOR	PICK UP JEEP 6cyl 4.200cc	1980	1.085	15,000,000	16,275,000
492	301136 00005	PICK UP	GLADIATOR	WAGONER	1980	1.085	13,500,000	14,647,500
493	301166 00027	PICK UP	HOLDEN	BELMONT	1980	1.085	12,000,000	13,020,000
494	301166 00028	PICK UP	HOLDEN	COMMODORE	1980	1.085	9,000,000	9,765,000
495	301166 00029	PICK UP	HOLDEN	KINGSWOOD	1980	1.085	9,000,000	9,765,000
496	301166 00030	PICK UP	HOLDEN	PREMIER	1980	1.085	9,000,000	9,765,000

NO	KODING	JENIS	MEREK	TIPE	TH BUAT	BOBOT	NJKB	DP PKB
1	2	3	4	5	6	7	8	9
497	301166 00031	PICK UP	HOLDEN	SERIES II UTE	2005	1.085	164,000,000	177,940,000
498	301166 00032	PICK UP	HOLDEN	SPECIAL	1980	1.085	8,600,000	9,331,000
499	301166 00033	PICK UP	HOLDEN	SS UTE 5.7 L	2004	1.085	291,000,000	315,735,000
500	301166 00034	PICK UP	HOLDEN	UT 5.7 L	2003	1.085	252,000,000	273,420,000
501	301166 00034	PICK UP	HOLDEN	UT 5.7 L	2002	1.085	247,000,000	267,995,000
502	301167 00304	PICK UP	HONDA	360cc / TN 360	1980	1.085	6,000,000	6,510,000
503	301167 00305	PICK UP	HONDA	TN 360 - 360cc	1980	1.085	4,500,000	4,882,500
504	301177 00148	PICK UP	HYUNDAI	H-100 4X2 M/T	2019	1.085	135,000,000	146,475,000
505	301177 00148	PICK UP	HYUNDAI	H-100 4X2 M/T	2018	1.085	129,000,000	139,965,000
506	301177 00148	PICK UP	HYUNDAI	H-100 4X2 M/T	2017	1.085	123,000,000	133,455,000
507	301183 00003	PICK UP	INTERNATIONAL	SCOUT 4028cc	1980	1.085	12,500,000	13,562,500
508	301185 00136	PICK UP	ISUZU	D-MAX E.2 SINGLE CAB (4x4)	2008	1.085	167,000,000	181,195,000
509	301185 00136	PICK UP	ISUZU	D-MAX E.2 SINGLE CAB (4x4)	2007	1.085	154,000,000	167,090,000
510	301185 00137	PICK UP	ISUZU	D-MAX SINGLE CAB (4x4)	2007	1.085	153,000,000	166,005,000
511	301185 00137	PICK UP	ISUZU	D-MAX SINGLE CAB (4x4)	2006	1.085	151,000,000	163,835,000
512	301185 00137	PICK UP	ISUZU	D-MAX SINGLE CAB (4x4)	2005	1.085	142,000,000	154,070,000
513	301185 00137	PICK UP	ISUZU	D-MAX SINGLE CAB (4x4)	2004	1.085	134,000,000	145,390,000
514	301185 00137	PICK UP	ISUZU	D-MAX SINGLE CAB (4x4)	2003	1.085	129,000,000	139,965,000
515	301185 00138	PICK UP	ISUZU	KAD 51	1988	1.085	18,000,000	19,530,000
516	301185 00139	PICK UP	ISUZU	KAD 51 - 1951cc	1984	1.085	14,000,000	15,190,000
517	301185 00139	PICK UP	ISUZU	KAD 51 - 1951cc	1983	1.085	13,000,000	14,105,000
518	301185 00139	PICK UP	ISUZU	KAD 51 - 1951cc	1982	1.085	12,000,000	13,020,000
519	301185 00139	PICK UP	ISUZU	KAD 51 - 1951cc	1981	1.085	11,000,000	11,935,000
520	301185 00139	PICK UP	ISUZU	KAD 51 - 1951cc	1980	1.085	8,000,000	8,680,000
521	301185 00140	PICK UP	ISUZU	KAD 51 C	1984	1.085	14,000,000	15,190,000
522	301185 00140	PICK UP	ISUZU	KAD 51 C	1983	1.085	13,000,000	14,105,000
523	301185 00140	PICK UP	ISUZU	KAD 51 C	1982	1.085	12,000,000	13,020,000
524	301185 00140	PICK UP	ISUZU	KAD 51 C	1981	1.085	11,000,000	11,935,000
525	301185 00140	PICK UP	ISUZU	KAD 51 C	1980	1.085	8,000,000	8,680,000
526	301185 00141	PICK UP	ISUZU	KAD 51 S	1984	1.085	14,000,000	15,190,000
527	301185 00141	PICK UP	ISUZU	KAD 51 S	1983	1.085	13,000,000	14,105,000
528	301185 00141	PICK UP	ISUZU	KAD 51 S	1982	1.085	12,000,000	13,020,000
529	301185 00141	PICK UP	ISUZU	KAD 51 S	1981	1.085	11,000,000	11,935,000
530	301185 00141	PICK UP	ISUZU	KAD 51 S	1980	1.085	8,000,000	8,680,000
531	301185 00142	PICK UP	ISUZU	KD 51 S	1984	1.085	14,000,000	15,190,000
532	301185 00142	PICK UP	ISUZU	KD 51 S	1983	1.085	13,000,000	14,105,000
533	301185 00142	PICK UP	ISUZU	KD 51 S	1982	1.085	12,000,000	13,020,000
534	301185 00142	PICK UP	ISUZU	KD 51 S	1981	1.085	11,000,000	11,935,000
535	301185 00142	PICK UP	ISUZU	KD 51 S	1980	1.085	8,000,000	8,680,000
536	301185 00143	PICK UP	ISUZU	NEW PHANTER PICK UP GD-1W	2006	1.085	77,000,000	83,545,000
537	301185 00143	PICK UP	ISUZU	NEW PHANTER PICK UP GD-1W	2005	1.085	72,000,000	78,120,000
538	301185 00144	PICK UP	ISUZU	NEW PHANTER PICK UP GD-3W	2006	1.085	78,000,000	84,630,000
539	301185 00144	PICK UP	ISUZU	NEW PHANTER PICK UP GD-3W	2005	1.085	73,000,000	79,205,000
540	301185 00145	PICK UP	ISUZU	NEW PHANTER PICK UP LC	2005	1.085	71,000,000	77,035,000
541	301185 00146	PICK UP	ISUZU	NHR 55	2000	1.085	57,000,000	61,845,000
542	301185 00146	PICK UP	ISUZU	NHR 55	1999	1.085	50,000,000	54,250,000
543	301185 00146	PICK UP	ISUZU	NHR 55	1998	1.085	46,000,000	49,910,000
544	301185 00146	PICK UP	ISUZU	NHR 55	1997	1.085	41,000,000	44,485,000
545	301185 00146	PICK UP	ISUZU	NHR 55	1996	1.085	37,000,000	40,145,000
546	301185 00146	PICK UP	ISUZU	NHR 55	1995	1.085	31,000,000	33,635,000
547	301185 00147	PICK UP	ISUZU	PHR 54 C AB	2019	1.085	106,000,000	115,010,000
548	301185 00147	PICK UP	ISUZU	PHR 54 C AB	2018	1.085	101,000,000	109,585,000
549	301185 00148	PICK UP	ISUZU	PHR 54 C AB B	2019	1.085	103,000,000	111,755,000
550	301185 00148	PICK UP	ISUZU	PHR 54 C AB B	2018	1.085	98,000,000	106,330,000
551	301185 00149	PICK UP	ISUZU	PHR 54 C AR	2019	1.085	104,000,000	112,840,000
552	301185 00149	PICK UP	ISUZU	PHR 54 C AR	2018	1.085	99,000,000	107,415,000
553	301185 00150	PICK UP	ISUZU	PHR 54 C BB	2019	1.085	106,000,000	115,010,000
554	301185 00150	PICK UP	ISUZU	PHR 54 C BB	2018	1.085	101,000,000	109,585,000
555	301185 00151	PICK UP	ISUZU	PHR 54 C BR	2019	1.085	104,000,000	112,840,000
556	301185 00151	PICK UP	ISUZU	PHR 54 C BR	2018	1.085	99,000,000	107,415,000
557	301185 00152	PICK UP	ISUZU	PICK UP LC PS	2006	1.085	74,000,000	80,290,000
558	301185 00153	PICK UP	ISUZU	SL-I BUS CHASSIS	2012	1.085	111,000,000	120,435,000
559	301185 00153	PICK UP	ISUZU	SL-I BUS CHASSIS	2011	1.085	106,000,000	115,010,000
560	301185 00154	PICK UP	ISUZU	SL-I FLAT DECK	2018	1.085	137,000,000	148,645,000
561	301185 00154	PICK UP	ISUZU	SL-I FLAT DECK	2017	1.085	135,000,000	146,475,000
562	301185 00154	PICK UP	ISUZU	SL-I FLAT DECK	2015	1.085	133,000,000	144,305,000
563	301185 00154	PICK UP	ISUZU	SL-I FLAT DECK	2014	1.085	131,000,000	142,135,000
564	301185 00154	PICK UP	ISUZU	SL-I FLAT DECK	2013	1.085	129,000,000	139,965,000
565	301185 00154	PICK UP	ISUZU	SL-I FLAT DECK	2012	1.085	127,000,000	137,795,000
566	301185 00154	PICK UP	ISUZU	SL-I FLAT DECK	2011	1.085	125,000,000	135,625,000
567	301185 00154	PICK UP	ISUZU	SL-I FLAT DECK	2010	1.085	75,000,000	81,375,000
568	301185 00154	PICK UP	ISUZU	SL-I FLAT DECK	2009	1.085	74,000,000	80,290,000
569	301185 00155	PICK UP	ISUZU	SL-I PICK UP FLAT DECK	2016	1.085	81,000,000	87,885,000
570	301185 00156	PICK UP	ISUZU	SL-I STANDARD	2015	1.085	112,000,000	121,520,000
571	301185 00156	PICK UP	ISUZU	SL-I STANDARD	2014	1.085	107,000,000	116,095,000
572	301185 00156	PICK UP	ISUZU	SL-I STANDARD	2013	1.085	99,000,000	107,415,000
573	301185 00156	PICK UP	ISUZU	SL-I STANDARD	2012	1.085	98,000,000	106,330,000
574	301185 00156	PICK UP	ISUZU	SL-I STANDARD	2011	1.085	97,000,000	105,245,000
575	301185 00156	PICK UP	ISUZU	SL-I STANDARD	2010	1.085	96,000,000	104,160,000
576	301185 00156	PICK UP	ISUZU	SL-I STANDARD	2009	1.085	95,000,000	103,075,000
577	301185 00157	PICK UP	ISUZU	TBR 54 PICK UP FLAT DECK	2019	1.085	126,000,000	136,710,000
578	301185 00157	PICK UP	ISUZU	TBR 54 PICK UP FLAT DECK	2018	1.085	120,000,000	130,200,000
579	301185 00157	PICK UP	ISUZU	TBR 54 PICK UP FLAT DECK	2017	1.085	114,000,000	123,690,000
580	301185 00157	PICK UP	ISUZU	TBR 54 PICK UP FLAT DECK	2016	1.085	109,000,000	118,265,000
581	301185 00157	PICK UP	ISUZU	TBR 54 PICK UP FLAT DECK	2015	1.085	104,000,000	112,840,000
582	301185 00157	PICK UP	ISUZU	TBR 54 PICK UP FLAT DECK	2014	1.085	99,000,000	107,415,000
583	301185 00157	PICK UP	ISUZU	TBR 54 PICK UP FLAT DECK	2013	1.085	95,000,000	103,075,000
584	301185 00158	PICK UP	ISUZU	TBR 54 PICK UP LANDASAN BARANG	2017	1.085	96,000,000	104,160,000
585	301185 00158	PICK UP	ISUZU	TBR 54 PICK UP LANDASAN BARANG	2016	1.085	94,000,000	101,990,000
586	301185 00158	PICK UP	ISUZU	TBR 54 PICK UP LANDASAN BARANG	2015	1.085	91,000,000	98,735,000
587	301185 00158	PICK UP	ISUZU	TBR 54 PICK UP LANDASAN BARANG	2014	1.085	88,000,000	95,480,000
588	301185 00158	PICK UP	ISUZU	TBR 54 PICK UP LANDASAN BARANG	2013	1.085	85,000,000	92,225,000
589	301185 00159	PICK UP	ISUZU	TBR 54 PICK UP LANDASAN PENUMPANG	2017	1.085	96,000,000	104,160,000
590	301185 00159	PICK UP	ISUZU	TBR 54 PICK UP LANDASAN PENUMPANG	2016	1.085	94,000,000	101,990,000
591	301185 00159	PICK UP	ISUZU	TBR 54 PICK UP LANDASAN PENUMPANG	2015	1.085	91,000,000	98,735,000
592	301185 00159	PICK UP	ISUZU	TBR 54 PICK UP LANDASAN PENUMPANG	2014	1.085	88,000,000	95,480,000
593	301185 00159	PICK UP	ISUZU	TBR 54 PICK UP LANDASAN PENUMPANG	2013	1.085	85,000,000	92,225,000
594	301185 00160	PICK UP	ISUZU	TBR 54 PICK UP TURBO	2019	1.085	125,000,000	135,625,000
595	301185 00160	PICK UP	ISUZU	TBR 54 PICK UP TURBO	2018	1.085	119,000,000	129,115,000
596	301185 00160	PICK UP	ISUZU	TBR 54 PICK UP TURBO	2017	1.085	114,000,000	123,690,000

NO	KODING	JENIS	MERЕК	TIPE	TH BUAT	BOBOT	NJKB	DP PKB
1	2	3	4	5	6	7	8	9
597	301185 00160	PICK UP	ISUZU	TBR 54 PICK UP TURBO	2016	1.085	109,000,000	118,265,000
598	301185 00160	PICK UP	ISUZU	TBR 54 PICK UP TURBO	2015	1.085	104,000,000	112,840,000
599	301185 00160	PICK UP	ISUZU	TBR 54 PICK UP TURBO	2014	1.085	99,000,000	107,415,000
600	301185 00160	PICK UP	ISUZU	TBR 54 PICK UP TURBO	2013	1.085	95,000,000	103,075,000
601	301185 00160	PICK UP	ISUZU	TBR 54 PICK UP TURBO	2012	1.085	91,000,000	98,735,000
602	301185 00160	PICK UP	ISUZU	TBR 54 PICK UP TURBO	2011	1.085	87,000,000	94,395,000
603	301185 00160	PICK UP	ISUZU	TBR 54 PICK UP TURBO	2010	1.085	83,000,000	90,055,000
604	301185 00160	PICK UP	ISUZU	TBR 54 PICK UP TURBO	2009	1.085	79,000,000	85,715,000
605	301185 00160	PICK UP	ISUZU	TBR 54 PICK UP TURBO	2008	1.085	76,000,000	82,460,000
606	301185 00160	PICK UP	ISUZU	TBR 54 PICK UP TURBO	2007	1.085	73,000,000	79,205,000
607	301185 00160	PICK UP	ISUZU	TBR 54 PICK UP TURBO	2006	1.085	70,000,000	75,950,000
608	301185 00160	PICK UP	ISUZU	TBR 54 PICK UP TURBO	2005	1.085	67,000,000	72,695,000
609	301185 00160	PICK UP	ISUZU	TBR 54 PICK UP TURBO	2004	1.085	64,000,000	69,440,000
610	301185 00160	PICK UP	ISUZU	TBR 54 PICK UP TURBO	2003	1.085	61,000,000	66,185,000
611	301185 00160	PICK UP	ISUZU	TBR 54 PICK UP TURBO	2002	1.085	58,000,000	62,930,000
612	301185 00160	PICK UP	ISUZU	TBR 54 PICK UP TURBO	2001	1.085	56,000,000	60,760,000
613	301185 00160	PICK UP	ISUZU	TBR 54 PICK UP TURBO	2000	1.085	54,000,000	58,590,000
614	301185 00160	PICK UP	ISUZU	TBR 54 PICK UP TURBO	1999	1.085	52,000,000	56,420,000
615	301185 00160	PICK UP	ISUZU	TBR 54 PICK UP TURBO	1998	1.085	50,000,000	54,250,000
616	301185 00160	PICK UP	ISUZU	TBR 54 PICK UP TURBO	1997	1.085	48,000,000	52,080,000
617	301185 00160	PICK UP	ISUZU	TBR 54 PICK UP TURBO	1996	1.085	46,000,000	49,910,000
618	301185 00161	PICK UP	ISUZU	TBR 54 PICK UP TURBO GD	2019	1.085	127,000,000	137,795,000
619	301185 00161	PICK UP	ISUZU	TBR 54 PICK UP TURBO GD	2018	1.085	121,000,000	131,285,000
620	301185 00161	PICK UP	ISUZU	TBR 54 PICK UP TURBO GD	2017	1.085	115,000,000	124,775,000
621	301185 00161	PICK UP	ISUZU	TBR 54 PICK UP TURBO GD	2016	1.085	110,000,000	119,350,000
622	301185 00161	PICK UP	ISUZU	TBR 54 PICK UP TURBO GD	2015	1.085	105,000,000	113,925,000
623	301185 00161	PICK UP	ISUZU	TBR 54 PICK UP TURBO GD	2014	1.085	100,000,000	108,500,000
624	301185 00161	PICK UP	ISUZU	TBR 54 PICK UP TURBO GD	2013	1.085	95,000,000	103,075,000
625	301185 00162	PICK UP	ISUZU	TBR 54 PRLC 2499 cc	2007	1.085	77,000,000	83,545,000
626	301185 00162	PICK UP	ISUZU	TBR 54 PRLC 2499 cc	2006	1.085	74,000,000	80,290,000
627	301185 00162	PICK UP	ISUZU	TBR 54 PRLC 2499 cc	2005	1.085	71,000,000	77,035,000
628	301185 00162	PICK UP	ISUZU	TBR 54 PRLC 2499 cc	2004	1.085	68,000,000	73,780,000
629	301185 00162	PICK UP	ISUZU	TBR 54 PRLC 2499 cc	2003	1.085	62,000,000	67,270,000
630	301185 00162	PICK UP	ISUZU	TBR 54 PRLC 2499 cc	2002	1.085	60,000,000	65,100,000
631	301185 00162	PICK UP	ISUZU	TBR 54 PRLC 2499 cc	2001	1.085	59,000,000	64,015,000
632	301185 00163	PICK UP	ISUZU	TFS 54 CBU (4x4) 2500cc	2005	1.085	83,000,000	90,055,000
633	301185 00163	PICK UP	ISUZU	TFS 54 CBU (4x4) 2500cc	2004	1.085	77,000,000	83,545,000
634	301185 00163	PICK UP	ISUZU	TFS 54 CBU (4x4) 2500cc	2003	1.085	75,000,000	81,375,000
635	301185 00163	PICK UP	ISUZU	TFS 54 CBU (4x4) 2500cc	2002	1.085	73,000,000	79,205,000
636	301185 00163	PICK UP	ISUZU	TFS 54 CBU (4x4) 2500cc	2001	1.085	71,000,000	77,035,000
637	301185 00164	PICK UP	ISUZU	TFS 55 CBU (4X4) 2800cc	2005	1.085	93,000,000	100,905,000
638	301185 00164	PICK UP	ISUZU	TFS 55 CBU (4X4) 2800cc	2004	1.085	86,000,000	93,310,000
639	301185 00164	PICK UP	ISUZU	TFS 55 CBU (4X4) 2800cc	2003	1.085	85,000,000	92,225,000
640	301185 00164	PICK UP	ISUZU	TFS 55 CBU (4X4) 2800cc	2002	1.085	83,000,000	90,055,000
641	301185 00164	PICK UP	ISUZU	TFS 55 CBU (4X4) 2800cc	2001	1.085	81,000,000	87,885,000
642	301185 00164	PICK UP	ISUZU	TFS 55 CBU (4X4) 2800cc	2000	1.085	79,000,000	85,715,000
643	301185 00165	PICK UP	ISUZU	TFS5X D-MAX RODEO (4X4) 3.0L A/T	2015	1.085	337,000,000	365,645,000
644	301185 00165	PICK UP	ISUZU	TFS5X D-MAX RODEO (4X4) 3.0L A/T	2014	1.085	321,000,000	348,285,000
645	301185 00165	PICK UP	ISUZU	TFS5X D-MAX RODEO (4X4) 3.0L A/T	2013	1.085	306,000,000	332,010,000
646	301185 00166	PICK UP	ISUZU	TFS5X D-MAX RODEO (4X4) 3.0L M/T	2015	1.085	374,000,000	405,790,000
647	301185 00166	PICK UP	ISUZU	TFS5X D-MAX RODEO (4X4) 3.0L M/T	2014	1.085	356,000,000	386,260,000
648	301185 00166	PICK UP	ISUZU	TFS5X D-MAX RODEO (4X4) 3.0L M/T	2013	1.085	339,000,000	367,815,000
649	301185 00167	PICK UP	ISUZU	TFS5X D-MAX SC (4x4) 2.5L MT	2015	1.085	225,000,000	244,125,000
650	301185 00167	PICK UP	ISUZU	TFS5X D-MAX SC (4x4) 2.5L MT	2014	1.085	214,000,000	232,190,000
651	301185 00167	PICK UP	ISUZU	TFS5X D-MAX SC (4x4) 2.5L MT	2013	1.085	202,000,000	219,170,000
652	301185 00168	PICK UP	ISUZU	TFS6X D-MAX RODEO (4X4) 2.5L M/T	2015	1.085	301,000,000	326,585,000
653	301185 00168	PICK UP	ISUZU	TFS6X D-MAX RODEO (4X4) 2.5L M/T	2014	1.085	287,000,000	311,395,000
654	301185 00168	PICK UP	ISUZU	TFS6X D-MAX RODEO (4X4) 2.5L M/T	2013	1.085	266,000,000	288,610,000
655	301185 00519	PICK UP	ISUZU	TFS6Y D-MAX DC 2.5L (4X4) M/T	2019	1.085	292,000,000	316,820,000
656	301185 00520	PICK UP	ISUZU	TFS6Y D-MAX DC 2.5L R1 (4X4) M/T	2019	1.085	282,000,000	305,970,000
657	301185 00169	PICK UP	ISUZU	TFS6Y D-MAX RODEO 2.5L (4X4) A/T	2019	1.085	353,000,000	383,005,000
658	301185 00169	PICK UP	ISUZU	TFS6Y D-MAX RODEO 2.5L (4X4) A/T	2018	1.085	336,000,000	364,560,000
659	301185 00169	PICK UP	ISUZU	TFS6Y D-MAX RODEO 2.5L (4X4) A/T	2017	1.085	320,000,000	347,200,000
660	301185 00169	PICK UP	ISUZU	TFS6Y D-MAX RODEO 2.5L (4X4) A/T	2016	1.085	304,000,000	329,840,000
661	301185 00169	PICK UP	ISUZU	TFS6Y D-MAX RODEO 2.5L (4X4) A/T	2015	1.085	289,000,000	313,565,000
662	301185 00170	PICK UP	ISUZU	TFS6Y D-MAX RODEO 2.5L (4X4) M/T	2019	1.085	315,000,000	341,775,000
663	301185 00170	PICK UP	ISUZU	TFS6Y D-MAX RODEO 2.5L (4X4) M/T	2018	1.085	300,000,000	325,500,000
664	301185 00170	PICK UP	ISUZU	TFS6Y D-MAX RODEO 2.5L (4X4) M/T	2017	1.085	285,000,000	309,225,000
665	301185 00170	PICK UP	ISUZU	TFS6Y D-MAX RODEO 2.5L (4X4) M/T	2016	1.085	271,000,000	294,035,000
666	301185 00170	PICK UP	ISUZU	TFS6Y D-MAX RODEO 2.5L (4X4) M/T	2015	1.085	258,000,000	279,930,000
667	301185 00171	PICK UP	ISUZU	TFS6Y D-MAX SC 2.5L (4X4) M/T	2019	1.085	242,000,000	262,570,000
668	301185 00171	PICK UP	ISUZU	TFS6Y D-MAX SC 2.5L (4X4) M/T	2018	1.085	230,000,000	249,550,000
669	301185 00171	PICK UP	ISUZU	TFS6Y D-MAX SC 2.5L (4X4) M/T	2017	1.085	219,000,000	237,615,000
670	301185 00171	PICK UP	ISUZU	TFS6Y D-MAX SC 2.5L (4X4) M/T	2016	1.085	209,000,000	226,765,000
671	301185 00172	PICK UP	ISUZU	TFS85HD (D-MAX MINING 4X4 M/T)	2015	1.085	242,000,000	262,570,000
672	301185 00172	PICK UP	ISUZU	TFS85HD (D-MAX MINING 4X4 M/T)	2014	1.085	230,000,000	249,550,000
673	301185 00172	PICK UP	ISUZU	TFS85HD (D-MAX MINING 4X4 M/T)	2012	1.085	209,000,000	226,765,000
674	301185 00172	PICK UP	ISUZU	TFS85HD (D-MAX MINING 4X4 M/T)	2011	1.085	200,000,000	217,000,000
675	301185 00173	PICK UP	ISUZU	TFS85HD (D-MAX RODEO 4X4 A/T)	2015	1.085	270,000,000	292,950,000
676	301185 00173	PICK UP	ISUZU	TFS85HD (D-MAX RODEO 4X4 A/T)	2014	1.085	257,000,000	278,845,000
677	301185 00173	PICK UP	ISUZU	TFS85HD (D-MAX RODEO 4X4 A/T)	2013	1.085	243,000,000	263,655,000
678	301185 00173	PICK UP	ISUZU	TFS85HD (D-MAX RODEO 4X4 A/T)	2012	1.085	232,000,000	251,720,000
679	301185 00173	PICK UP	ISUZU	TFS85HD (D-MAX RODEO 4X4 A/T)	2011	1.085	219,000,000	237,615,000
680	301185 00174	PICK UP	ISUZU	TFS85HD (D-MAX RODEO 4X4 M/T)	2015	1.085	264,000,000	286,440,000
681	301185 00174	PICK UP	ISUZU	TFS85HD (D-MAX RODEO 4X4 M/T)	2014	1.085	251,000,000	272,335,000
682	301185 00174	PICK UP	ISUZU	TFS85HD (D-MAX RODEO 4X4 M/T)	2013	1.085	240,000,000	260,400,000
683	301185 00174	PICK UP	ISUZU	TFS85HD (D-MAX RODEO 4X4 M/T)	2012	1.085	228,000,000	247,380,000
684	301185 00174	PICK UP	ISUZU	TFS85HD (D-MAX RODEO 4X4 M/T)	2011	1.085	218,000,000	236,530,000
685	301185 00174	PICK UP	ISUZU	TFS85HD (D-MAX RODEO 4X4 M/T)	2010	1.085	207,000,000	224,595,000
686	301185 00175	PICK UP	ISUZU	TFS85HS (D-MAX SC 4X4 M/T)	2015	1.085	181,000,000	196,385,000
687	301185 00175	PICK UP	ISUZU	TFS85HS (D-MAX SC 4X4 M/T)	2014	1.085	172,000,000	186,620,000
688	301185 00175	PICK UP	ISUZU	TFS85HS (D-MAX SC 4X4 M/T)	2013	1.085	162,000,000	175,770,000
689	301185 00175	PICK UP	ISUZU	TFS85HS (D-MAX SC 4X4 M/T)	2012	1.085	155,000,000	168,175,000
690	301185 00175	PICK UP	ISUZU	TFS85HS (D-MAX SC 4X4 M/T)	2011	1.085	146,000,000	158,410,000
691	301185 00176	PICK UP	ISUZU	TFS85HSPRMEG (4X4, SINGLE CAB)	2012	1.085	202,000,000	219,170,000
692	301185 00176	PICK UP	ISUZU	TFS85HSPRMEG (4X4, SINGLE CAB)	2011	1.085	192,000,000	208,320,000
693	301185 00176	PICK UP	ISUZU	TFS85HSPRMEG (4X4, SINGLE CAB)	2010	1.085	183,000,000	198,555,000
694	301185 00176	PICK UP	ISUZU	TFS85HSPRMEG (4X4, SINGLE CAB)	2009	1.085	166,000,000	180,110,000
695	301185 00177	PICK UP	ISUZU	TLD 24 C/S BISON / 2400cc	1995	1.085	31,000,000	33,635,000
696	301185 00177	PICK UP	ISUZU	TLD 24 C/S BISON / 2400cc	1994	1.085	29,000,000	31,465,000

NO	KODING	JENIS	MEREK	TIPE	TH BUAT	BOBOT	NJKB	DP PKB
1	2	3	4	5	6	7	8	9
697	301185 00177	PICK UP	ISUZU	TLD 24 C/S BISON / 2400cc	1993	1.085	27.000,000	29,295,000
698	301185 00177	PICK UP	ISUZU	TLD 24 C/S BISON / 2400cc	1992	1.085	25.000,000	27,125,000
699	301185 00177	PICK UP	ISUZU	TLD 24 C/S BISON / 2400cc	1991	1.085	24.000,000	26,040,000
700	301185 00177	PICK UP	ISUZU	TLD 24 C/S BISON / 2400cc	1990	1.085	21.000,000	22,785,000
701	301185 00177	PICK UP	ISUZU	TLD 24 C/S BISON / 2400cc	1989	1.085	19.000,000	20,615,000
702	301185 00178	PICK UP	ISUZU	TYPE STD TBR 54 PRLC	2000	1.085	51.000,000	55,335,000
703	301185 00178	PICK UP	ISUZU	TYPE STD TBR 54 PRLC	1999	1.085	47.000,000	50,995,000
704	301185 00178	PICK UP	ISUZU	TYPE STD TBR 54 PRLC	1998	1.085	42.000,000	45,570,000
705	301185 00178	PICK UP	ISUZU	TYPE STD TBR 54 PRLC	1997	1.085	37.000,000	40,145,000
706	301185 00178	PICK UP	ISUZU	TYPE STD TBR 54 PRLC	1996	1.085	32.000,000	34,720,000
707	301185 00178	PICK UP	ISUZU	TYPE STD TBR 54 PRLC	1995	1.085	30.000,000	32,550,000
708	301185 00178	PICK UP	ISUZU	TYPE STD TBR 54 PRLC	1994	1.085	27.000,000	29,295,000
709	301185 00179	PICK UP	ISUZU	TYPE TBR 52 PRLC / 2238cc (PANTHER/BONET)	2006	1.085	74.000,000	80,290,000
710	301185 00179	PICK UP	ISUZU	TYPE TBR 52 PRLC / 2238cc (PANTHER/BONET)	2005	1.085	70.000,000	75,950,000
711	301185 00179	PICK UP	ISUZU	TYPE TBR 52 PRLC / 2238cc (PANTHER/BONET)	2004	1.085	63.000,000	68,355,000
712	301185 00179	PICK UP	ISUZU	TYPE TBR 52 PRLC / 2238cc (PANTHER/BONET)	2003	1.085	58.000,000	62,930,000
713	301185 00179	PICK UP	ISUZU	TYPE TBR 52 PRLC / 2238cc (PANTHER/BONET)	2002	1.085	57.000,000	61,845,000
714	301185 00179	PICK UP	ISUZU	TYPE TBR 52 PRLC / 2238cc (PANTHER/BONET)	2001	1.085	56.000,000	60,760,000
715	301185 00179	PICK UP	ISUZU	TYPE TBR 52 PRLC / 2238cc (PANTHER/BONET)	2000	1.085	48.000,000	52,080,000
716	301185 00179	PICK UP	ISUZU	TYPE TBR 52 PRLC / 2238cc (PANTHER/BONET)	1999	1.085	43.000,000	46,655,000
717	301185 00179	PICK UP	ISUZU	TYPE TBR 52 PRLC / 2238cc (PANTHER/BONET)	1998	1.085	39.000,000	42,315,000
718	301185 00179	PICK UP	ISUZU	TYPE TBR 52 PRLC / 2238cc (PANTHER/BONET)	1997	1.085	34.000,000	36,890,000
719	301185 00179	PICK UP	ISUZU	TYPE TBR 52 PRLC / 2238cc (PANTHER/BONET)	1996	1.085	29.000,000	31,465,000
720	301185 00179	PICK UP	ISUZU	TYPE TBR 52 PRLC / 2238cc (PANTHER/BONET)	1995	1.085	27.000,000	29,295,000
721	301185 00179	PICK UP	ISUZU	TYPE TBR 52 PRLC / 2238cc (PANTHER/BONET)	1994	1.085	25.000,000	27,125,000
722	301185 00179	PICK UP	ISUZU	TYPE TBR 52 PRLC / 2238cc (PANTHER/BONET)	1993	1.085	24.000,000	26,040,000
723	301185 00179	PICK UP	ISUZU	TYPE TBR 52 PRLC / 2238cc (PANTHER/BONET)	1992	1.085	22.000,000	23,870,000
724	301185 00179	PICK UP	ISUZU	TYPE TBR 52 PRLC / 2238cc (PANTHER/BONET)	1991	1.085	20.000,000	21,700,000
725	301185 00180	PICK UP	ISUZU	TYPE TBR 54 PRLC / 2499cc (PANTHER/BONET)	2000	1.085	51.000,000	55,335,000
726	301185 00180	PICK UP	ISUZU	TYPE TBR 54 PRLC / 2499cc (PANTHER/BONET)	1999	1.085	47.000,000	50,995,000
727	301185 00180	PICK UP	ISUZU	TYPE TBR 54 PRLC / 2499cc (PANTHER/BONET)	1998	1.085	42.000,000	45,570,000
728	301185 00180	PICK UP	ISUZU	TYPE TBR 54 PRLC / 2499cc (PANTHER/BONET)	1997	1.085	37.000,000	40,145,000
729	301185 00180	PICK UP	ISUZU	TYPE TBR 54 PRLC / 2499cc (PANTHER/BONET)	1996	1.085	32.000,000	34,720,000
730	301215 00101	PICK UP	KIA	CERES 2.209cc	1995	1.085	27.000,000	29,295,000
731	301215 00101	PICK UP	KIA	CERES 2.209cc	1994	1.085	21.000,000	22,785,000
732	301215 00101	PICK UP	KIA	CERES 2.209cc	1993	1.085	19.000,000	20,615,000
733	301215 00101	PICK UP	KIA	CERES 2.209cc	1992	1.085	17.000,000	18,445,000
734	301215 00101	PICK UP	KIA	CERES 2.209cc	1991	1.085	15.000,000	16,275,000
735	301215 00101	PICK UP	KIA	CERES 2.209cc	1990	1.085	14.000,000	15,190,000
736	301215 00099	PICK UP	KIA	CERES (4x2)	2003	1.085	60.000,000	65,100,000
737	301215 00099	PICK UP	KIA	CERES (4x2)	2002	1.085	58.000,000	62,930,000
738	301215 00099	PICK UP	KIA	CERES (4x2)	2001	1.085	53.000,000	57,505,000
739	301215 00099	PICK UP	KIA	CERES (4x2)	2000	1.085	47.000,000	50,995,000
740	301215 00100	PICK UP	KIA	CERES (4x4)	2003	1.085	64.000,000	69,440,000
741	301215 00100	PICK UP	KIA	CERES (4x4)	2002	1.085	62.000,000	67,270,000
742	301215 00100	PICK UP	KIA	CERES (4x4)	2001	1.085	57.000,000	61,845,000
743	301215 00100	PICK UP	KIA	CERES (4x4)	2000	1.085	50.000,000	54,250,000
744	301215 00102	PICK UP	KIA	K 2700	2019	1.085	102.000,000	110,670,000
745	301215 00102	PICK UP	KIA	K 2700	2018	1.085	97.000,000	105,245,000
746	301215 00102	PICK UP	KIA	K 2700	2017	1.085	93.000,000	100,905,000
747	301215 00102	PICK UP	KIA	K 2700	2016	1.085	89.000,000	96,565,000
748	301215 00102	PICK UP	KIA	K 2700	2015	1.085	85.000,000	92,225,000
749	301215 00102	PICK UP	KIA	K 2700	2014	1.085	81.000,000	87,885,000
750	301215 00102	PICK UP	KIA	K 2700	2013	1.085	77.000,000	83,545,000
751	301215 00102	PICK UP	KIA	K 2700	2012	1.085	74.000,000	80,290,000
752	301215 00102	PICK UP	KIA	K 2700	2011	1.085	71.000,000	77,035,000
753	301215 00102	PICK UP	KIA	K 2700	2010	1.085	68.000,000	73,780,000
754	301215 00102	PICK UP	KIA	K 2700	2009	1.085	65.000,000	70,525,000
755	301215 00102	PICK UP	KIA	K 2700	2008	1.085	62.000,000	67,270,000
756	301215 00102	PICK UP	KIA	K 2700	2007	1.085	59.000,000	64,015,000
757	301215 00102	PICK UP	KIA	K 2700	2006	1.085	57.000,000	61,845,000
758	301215 00102	PICK UP	KIA	K 2700	2005	1.085	55.000,000	59,675,000
759	301215 00102	PICK UP	KIA	K 2700	2004	1.085	53.000,000	57,505,000
760	301215 00102	PICK UP	KIA	K 2700	2003	1.085	51.000,000	55,335,000
761	301215 00102	PICK UP	KIA	K 2700	2002	1.085	49.000,000	53,165,000
762	301229 00123	PICK UP	LANDROVER	110 TD5	2004	1.085	192.000,000	208,320,000
763	301229 00123	PICK UP	LANDROVER	110 TD5	2003	1.085	191.000,000	207,235,000
764	301229 00123	PICK UP	LANDROVER	110 TD5	2002	1.085	186.000,000	201,810,000
765	301229 00123	PICK UP	LANDROVER	110 TD5	2001	1.085	182.000,000	197,470,000
766	301229 00123	PICK UP	LANDROVER	110 TD5	2000	1.085	174.000,000	188,790,000
767	301229 00123	PICK UP	LANDROVER	110 TD5	1999	1.085	158.000,000	171,430,000
768	301229 00124	PICK UP	LANDROVER	110 TDI	2003	1.085	191.000,000	207,235,000
769	301229 00124	PICK UP	LANDROVER	110 TDI	2002	1.085	183.000,000	198,555,000
770	301229 00124	PICK UP	LANDROVER	110 TDI	2001	1.085	176.000,000	190,960,000
771	301229 00124	PICK UP	LANDROVER	110 TDI	2000	1.085	174.000,000	188,790,000
772	301229 00124	PICK UP	LANDROVER	110 TDI	1999	1.085	165.000,000	179,025,000
773	301229 00124	PICK UP	LANDROVER	110 TDI	1998	1.085	145.000,000	157,325,000
774	301229 00124	PICK UP	LANDROVER	110 TDI	1997	1.085	122.000,000	132,370,000
775	301229 00124	PICK UP	LANDROVER	110 TDI	1996	1.085	109.000,000	118,265,000
776	301229 00124	PICK UP	LANDROVER	110 TDI	1995	1.085	91.000,000	98,735,000
777	301229 00124	PICK UP	LANDROVER	110 TDI	1994	1.085	79.000,000	85,715,000
778	301229 00125	PICK UP	LANDROVER	130 TD5	2004	1.085	323.000,000	350,455,000
779	301229 00125	PICK UP	LANDROVER	130 TD5	2003	1.085	308.000,000	334,180,000
780	301229 00125	PICK UP	LANDROVER	130 TD5	2002	1.085	300.000,000	325,500,000
781	301229 00125	PICK UP	LANDROVER	130 TD5	2001	1.085	293.000,000	317,905,000
782	301229 00125	PICK UP	LANDROVER	130 TD5	2000	1.085	281.000,000	304,885,000
783	301229 00125	PICK UP	LANDROVER	130 TD5	1999	1.085	233.000,000	252,805,000
784	301229 00125	PICK UP	LANDROVER	130 TD5	1997	1.085	188.000,000	203,980,000
785	301229 00126	PICK UP	LANDROVER	90 PTL	1997	1.085	71.000,000	77,035,000
786	301229 00126	PICK UP	LANDROVER	90 PTL	1996	1.085	63.000,000	68,355,000
787	301229 00126	PICK UP	LANDROVER	90 PTL	1995	1.085	55.000,000	59,675,000
788	301229 00126	PICK UP	LANDROVER	90 PTL	1994	1.085	48.000,000	52,080,000
789	301229 00127	PICK UP	LANDROVER	90 TD5	2004	1.085	176.000,000	190,960,000
790	301229 00127	PICK UP	LANDROVER	90 TD5	2003	1.085	173.000,000	187,705,000
791	301229 00127	PICK UP	LANDROVER	90 TD5	2002	1.085	171.000,000	185,535,000
792	301229 00127	PICK UP	LANDROVER	90 TD5	2000	1.085	160.000,000	173,600,000
793	301229 00127	PICK UP	LANDROVER	90 TD5	1999	1.085	139.000,000	150,815,000
794	301229 00128	PICK UP	LANDROVER	90 TDI	2005	1.085	245.000,000	265,825,000
795	301229 00128	PICK UP	LANDROVER	90 TDI	2004	1.085	191.000,000	207,235,000
796	301229 00128	PICK UP	LANDROVER	90 TDI	2003	1.085	176.000,000	190,960,000

NO	KODING	JENIS	MEREK	TIPE	TH BUAT	BOBOT	NJKB	DP PKB
1	2	3	4	5	6	7	8	9
797	301229 00128	PICK UP	LANDROVER	90 TDI	2002	1.085	167,000,000	181,195,000
798	301229 00128	PICK UP	LANDROVER	90 TDI	2000	1.085	156,000,000	169,260,000
799	301229 00128	PICK UP	LANDROVER	90 TDI	1999	1.085	133,000,000	144,305,000
800	301229 00128	PICK UP	LANDROVER	90 TDI	1998	1.085	117,000,000	126,945,000
801	301229 00128	PICK UP	LANDROVER	90 TDI	1997	1.085	104,000,000	112,840,000
802	301229 00128	PICK UP	LANDROVER	90 TDI	1996	1.085	91,000,000	98,735,000
803	301229 00128	PICK UP	LANDROVER	90 TDI	1995	1.085	80,000,000	86,800,000
804	301229 00128	PICK UP	LANDROVER	90 TDI	1994	1.085	70,000,000	75,950,000
805	301229 00129	PICK UP	LANDROVER	DEFENDER 110 Td5 PU MT	2005	1.085	222,000,000	240,870,000
806	301229 00129	PICK UP	LANDROVER	DEFENDER 110 Td5 PU MT	2004	1.085	180,000,000	195,300,000
807	301229 00130	PICK UP	LANDROVER	DEFENDER 110 Tdi PU MT	2005	1.085	259,000,000	281,015,000
808	301229 00130	PICK UP	LANDROVER	DEFENDER 110 Tdi PU MT	2004	1.085	206,000,000	223,510,000
809	301229 00131	PICK UP	LANDROVER	DEFENDER 2.2L 110 PU MT	2012	1.085	362,000,000	392,770,000
810	301229 00132	PICK UP	LANDROVER	DEFENDER 2.2L 130 PU MT	2012	1.085	347,000,000	376,495,000
811	301229 00133	PICK UP	LANDROVER	DEFENDER 2.2L 90 PU MT	2012	1.085	329,000,000	356,965,000
812	301229 00134	PICK UP	LANDROVER	DEFENDER 2.4L 110 PU MT	2012	1.085	337,000,000	365,645,000
813	301229 00134	PICK UP	LANDROVER	DEFENDER 2.4L 110 PU MT	2011	1.085	321,000,000	348,285,000
814	301229 00134	PICK UP	LANDROVER	DEFENDER 2.4L 110 PU MT	2010	1.085	306,000,000	332,010,000
815	301229 00134	PICK UP	LANDROVER	DEFENDER 2.4L 110 PU MT	2009	1.085	278,000,000	301,630,000
816	301229 00134	PICK UP	LANDROVER	DEFENDER 2.4L 110 PU MT	2008	1.085	254,000,000	275,590,000
817	301229 00135	PICK UP	LANDROVER	DEFENDER 2.4L 130 PU MT	2012	1.085	315,000,000	341,775,000
818	301229 00135	PICK UP	LANDROVER	DEFENDER 2.4L 130 PU MT	2011	1.085	300,000,000	325,500,000
819	301229 00136	PICK UP	LANDROVER	DEFENDER 2.4L 90 PU MT	2012	1.085	313,000,000	339,605,000
820	301229 00136	PICK UP	LANDROVER	DEFENDER 2.4L 90 PU MT	2011	1.085	298,000,000	323,330,000
821	301229 00136	PICK UP	LANDROVER	DEFENDER 2.4L 90 PU MT	2010	1.085	284,000,000	308,140,000
822	301229 00136	PICK UP	LANDROVER	DEFENDER 2.4L 90 PU MT	2009	1.085	258,000,000	279,930,000
823	301229 00136	PICK UP	LANDROVER	DEFENDER 2.4L 90 PU MT	2008	1.085	236,000,000	256,060,000
824	301229 00137	PICK UP	LANDROVER	LAND ROVER PICK UP	1980	1.085	11,000,000	11,935,000
825	301229 00138	PICK UP	LANDROVER	LONG 2500cc	1992	1.085	31,000,000	33,635,000
826	301229 00138	PICK UP	LANDROVER	LONG 2500cc	1991	1.085	28,000,000	30,380,000
827	301229 00139	PICK UP	LANDROVER	LONG 2500cc / DIESEL	1992	1.085	37,000,000	40,145,000
828	301229 00139	PICK UP	LANDROVER	LONG 2500cc / DIESEL	1991	1.085	32,000,000	34,720,000
829	301229 00140	PICK UP	LANDROVER	LONG 3500cc	1992	1.085	34,000,000	36,890,000
830	301229 00140	PICK UP	LANDROVER	LONG 3500cc	1991	1.085	30,000,000	32,550,000
831	301229 00141	PICK UP	LANDROVER	SHORT 2500cc	1992	1.085	31,000,000	33,635,000
832	301229 00141	PICK UP	LANDROVER	SHORT 2500cc	1991	1.085	28,000,000	30,380,000
833	301229 00142	PICK UP	LANDROVER	SHORT 2500cc / DIESEL	1992	1.085	34,000,000	36,890,000
834	301229 00142	PICK UP	LANDROVER	SHORT 2500cc / DIESEL	1991	1.085	30,000,000	32,550,000
835	301253 00200	PICK UP	MAZDA	1.500	1994	1.085	13,000,000	14,105,000
836	301253 00200	PICK UP	MAZDA	1.500	1993	1.085	12,000,000	13,020,000
837	301253 00200	PICK UP	MAZDA	1.500	1981	1.085	11,000,000	11,935,000
838	301253 00200	PICK UP	MAZDA	1.500	1980	1.085	7,000,000	7,595,000
839	301253 00201	PICK UP	MAZDA	2.0	1994	1.085	13,000,000	14,105,000
840	301253 00201	PICK UP	MAZDA	2.0	1993	1.085	12,000,000	13,020,000
841	301253 00201	PICK UP	MAZDA	2.0	1981	1.085	11,000,000	11,935,000
842	301253 00201	PICK UP	MAZDA	2.0	1980	1.085	10,000,000	10,850,000
843	301253 00202	PICK UP	MAZDA	B 2500 2.5L M/T (4x2) (STANDARD)	2005	1.085	92,000,000	99,820,000
844	301253 00202	PICK UP	MAZDA	B 2500 2.5L M/T (4x2) (STANDARD)	2004	1.085	85,000,000	92,225,000
845	301253 00202	PICK UP	MAZDA	B 2500 2.5L M/T (4x2) (STANDARD)	2003	1.085	77,000,000	83,545,000
846	301253 00203	PICK UP	MAZDA	BT-50 REG CABIN 4X2 2.5 M/T (WLT)	2015	1.085	105,000,000	113,925,000
847	301253 00203	PICK UP	MAZDA	BT-50 REG CABIN 4X2 2.5 M/T (WLT)	2014	1.085	100,000,000	108,500,000
848	301253 00203	PICK UP	MAZDA	BT-50 REG CABIN 4X2 2.5 M/T (WLT)	2013	1.085	95,000,000	103,075,000
849	301253 00203	PICK UP	MAZDA	BT-50 REG CABIN 4X2 2.5 M/T (WLT)	2012	1.085	89,000,000	96,565,000
850	301253 00203	PICK UP	MAZDA	BT-50 REG CABIN 4X2 2.5 M/T (WLT)	2011	1.085	86,000,000	93,310,000
851	301253 00203	PICK UP	MAZDA	BT-50 REG CABIN 4X2 2.5 M/T (WLT)	2010	1.085	83,000,000	90,055,000
852	301253 00203	PICK UP	MAZDA	BT-50 REG CABIN 4X2 2.5 M/T (WLT)	2007	1.085	80,000,000	86,800,000
853	301253 00204	PICK UP	MAZDA	BT-50 REG CABIN 4X2 2.5 M/T (WLT) HIGH	2015	1.085	123,000,000	133,455,000
854	301253 00204	PICK UP	MAZDA	BT-50 REG CABIN 4X2 2.5 M/T (WLT) HIGH	2014	1.085	117,000,000	126,945,000
855	301253 00204	PICK UP	MAZDA	BT-50 REG CABIN 4X2 2.5 M/T (WLT) HIGH	2013	1.085	110,000,000	119,350,000
856	301253 00204	PICK UP	MAZDA	BT-50 REG CABIN 4X2 2.5 M/T (WLT) HIGH	2012	1.085	106,000,000	115,010,000
857	301253 00204	PICK UP	MAZDA	BT-50 REG CABIN 4X2 2.5 M/T (WLT) HIGH	2011	1.085	102,000,000	110,670,000
858	301253 00204	PICK UP	MAZDA	BT-50 REG CABIN 4X2 2.5 M/T (WLT) HIGH	2010	1.085	98,000,000	106,330,000
859	301253 00204	PICK UP	MAZDA	BT-50 REG CABIN 4X2 2.5 M/T (WLT) HIGH	2009	1.085	92,000,000	99,820,000
860	301253 00204	PICK UP	MAZDA	BT-50 REG CABIN 4X2 2.5 M/T (WLT) HIGH	2008	1.085	86,000,000	93,310,000
861	301253 00204	PICK UP	MAZDA	BT-50 REG CABIN 4X2 2.5 M/T (WLT) HIGH	2007	1.085	83,000,000	90,055,000
862	301253 00205	PICK UP	MAZDA	BT-50 REG CABIN 4X2 2.5 M/T (WLT) LOW	2015	1.085	112,000,000	121,520,000
863	301253 00205	PICK UP	MAZDA	BT-50 REG CABIN 4X2 2.5 M/T (WLT) LOW	2014	1.085	107,000,000	116,095,000
864	301253 00205	PICK UP	MAZDA	BT-50 REG CABIN 4X2 2.5 M/T (WLT) LOW	2013	1.085	103,000,000	111,755,000
865	301253 00205	PICK UP	MAZDA	BT-50 REG CABIN 4X2 2.5 M/T (WLT) LOW	2012	1.085	99,000,000	107,415,000
866	301253 00205	PICK UP	MAZDA	BT-50 REG CABIN 4X2 2.5 M/T (WLT) LOW	2011	1.085	93,000,000	100,905,000
867	301253 00205	PICK UP	MAZDA	BT-50 REG CABIN 4X2 2.5 M/T (WLT) LOW	2010	1.085	87,000,000	94,395,000
868	301253 00205	PICK UP	MAZDA	BT-50 REG CABIN 4X2 2.5 M/T (WLT) LOW	2009	1.085	84,000,000	91,140,000
869	301253 00205	PICK UP	MAZDA	BT-50 REG CABIN 4X2 2.5 M/T (WLT) LOW	2008	1.085	81,000,000	87,885,000
870	301253 00205	PICK UP	MAZDA	BT-50 REG CABIN 4X2 2.5 M/T (WLT) LOW	2007	1.085	78,000,000	84,630,000
871	301253 00206	PICK UP	MAZDA	BT-50 REG CABIN 4X2 2.5 M/T (WLT) MID	2015	1.085	116,000,000	125,860,000
872	301253 00206	PICK UP	MAZDA	BT-50 REG CABIN 4X2 2.5 M/T (WLT) MID	2014	1.085	110,000,000	119,350,000
873	301253 00206	PICK UP	MAZDA	BT-50 REG CABIN 4X2 2.5 M/T (WLT) MID	2013	1.085	106,000,000	115,010,000
874	301253 00206	PICK UP	MAZDA	BT-50 REG CABIN 4X2 2.5 M/T (WLT) MID	2012	1.085	102,000,000	110,670,000
875	301253 00206	PICK UP	MAZDA	BT-50 REG CABIN 4X2 2.5 M/T (WLT) MID	2011	1.085	98,000,000	106,330,000
876	301253 00206	PICK UP	MAZDA	BT-50 REG CABIN 4X2 2.5 M/T (WLT) MID	2010	1.085	92,000,000	99,820,000
877	301253 00206	PICK UP	MAZDA	BT-50 REG CABIN 4X2 2.5 M/T (WLT) MID	2009	1.085	86,000,000	93,310,000
878	301253 00206	PICK UP	MAZDA	BT-50 REG CABIN 4X2 2.5 M/T (WLT) MID	2008	1.085	83,000,000	90,055,000
879	301253 00206	PICK UP	MAZDA	BT-50 REG CABIN 4X2 2.5 M/T (WLT) MID	2007	1.085	80,000,000	86,800,000
880	301253 00211	PICK UP	MAZDA	BT-50 REG CABIN 4X4 2.5 M/T FSC	2015	1.085	204,000,000	221,340,000
881	301253 00211	PICK UP	MAZDA	BT-50 REG CABIN 4X4 2.5 M/T FSC	2014	1.085	194,000,000	210,490,000
882	301253 00211	PICK UP	MAZDA	BT-50 REG CABIN 4X4 2.5 M/T FSC	2013	1.085	183,000,000	198,555,000
883	301253 00211	PICK UP	MAZDA	BT-50 REG CABIN 4X4 2.5 M/T FSC	2012	1.085	175,000,000	189,875,000
884	301253 00211	PICK UP	MAZDA	BT-50 REG CABIN 4X4 2.5 M/T FSC	2011	1.085	165,000,000	179,025,000
885	301253 00211	PICK UP	MAZDA	BT-50 REG CABIN 4X4 2.5 M/T FSC	2010	1.085	158,000,000	171,430,000
886	301253 00211	PICK UP	MAZDA	BT-50 REG CABIN 4X4 2.5 M/T FSC	2009	1.085	149,000,000	161,665,000
887	301253 00211	PICK UP	MAZDA	BT-50 REG CABIN 4X4 2.5 M/T FSC	2008	1.085	143,000,000	155,155,000
888	301253 00207	PICK UP	MAZDA	BT-50 REG CABIN 4X4 2.5 M/T (WLT)	2015	1.085	183,000,000	198,555,000
889	301253 00207	PICK UP	MAZDA	BT-50 REG CABIN 4X4 2.5 M/T (WLT)	2014	1.085	174,000,000	188,790,000
890	301253 00207	PICK UP	MAZDA	BT-50 REG CABIN 4X4 2.5 M/T (WLT)	2013	1.085	164,000,000	177,940,000
891	301253 00207	PICK UP	MAZDA	BT-50 REG CABIN 4X4 2.5 M/T (WLT)	2012	1.085	157,000,000	170,345,000
892	301253 00207	PICK UP	MAZDA	BT-50 REG CABIN 4X4 2.5 M/T (WLT)	2011	1.085	148,000,000	160,580,000
893	301253 00207	PICK UP	MAZDA	BT-50 REG CABIN 4X4 2.5 M/T (WLT)	2010	1.085	142,000,000	154,070,000
894	301253 00207	PICK UP	MAZDA	BT-50 REG CABIN 4X4 2.5 M/T (WLT)	2007	1.085	123,000,000	133,455,000
895	301253 00208	PICK UP	MAZDA	BT-50 REG CABIN 4X4 2.5 M/T (WLT) HIGH	2015	1.085	193,000,000	209,405,000
896	301253 00208	PICK UP	MAZDA	BT-50 REG CABIN 4X4 2.5 M/T (WLT) HIGH	2014	1.085	184,000,000	199,640,000

NO	KODING	JENIS	MEREK	TIPE	TH BUAT	BOBOT	NJKB	DP PKB
1	2	3	4	5	6	7	8	9
897	301253 00208	PICK UP	MAZDA	BT-50 REG CABIN 4X4 2.5 M/T (WLT) HIGH	2013	1.085	176,000,000	190,960,000
898	301253 00208	PICK UP	MAZDA	BT-50 REG CABIN 4X4 2.5 M/T (WLT) HIGH	2012	1.085	166,000,000	180,110,000
899	301253 00208	PICK UP	MAZDA	BT-50 REG CABIN 4X4 2.5 M/T (WLT) HIGH	2011	1.085	159,000,000	172,515,000
900	301253 00208	PICK UP	MAZDA	BT-50 REG CABIN 4X4 2.5 M/T (WLT) HIGH	2010	1.085	150,000,000	162,750,000
901	301253 00208	PICK UP	MAZDA	BT-50 REG CABIN 4X4 2.5 M/T (WLT) HIGH	2009	1.085	144,000,000	156,240,000
902	301253 00208	PICK UP	MAZDA	BT-50 REG CABIN 4X4 2.5 M/T (WLT) HIGH	2008	1.085	138,000,000	149,730,000
903	301253 00208	PICK UP	MAZDA	BT-50 REG CABIN 4X4 2.5 M/T (WLT) HIGH	2007	1.085	130,000,000	141,050,000
904	301253 00209	PICK UP	MAZDA	BT-50 REG CABIN 4X4 2.5 M/T (WLT) LOW	2015	1.085	183,000,000	198,555,000
905	301253 00209	PICK UP	MAZDA	BT-50 REG CABIN 4X4 2.5 M/T (WLT) LOW	2014	1.085	174,000,000	188,790,000
906	301253 00209	PICK UP	MAZDA	BT-50 REG CABIN 4X4 2.5 M/T (WLT) LOW	2013	1.085	164,000,000	177,940,000
907	301253 00209	PICK UP	MAZDA	BT-50 REG CABIN 4X4 2.5 M/T (WLT) LOW	2012	1.085	157,000,000	170,345,000
908	301253 00209	PICK UP	MAZDA	BT-50 REG CABIN 4X4 2.5 M/T (WLT) LOW	2011	1.085	148,000,000	160,580,000
909	301253 00209	PICK UP	MAZDA	BT-50 REG CABIN 4X4 2.5 M/T (WLT) LOW	2010	1.085	142,000,000	154,070,000
910	301253 00209	PICK UP	MAZDA	BT-50 REG CABIN 4X4 2.5 M/T (WLT) LOW	2009	1.085	136,000,000	147,560,000
911	301253 00209	PICK UP	MAZDA	BT-50 REG CABIN 4X4 2.5 M/T (WLT) LOW	2008	1.085	128,000,000	138,880,000
912	301253 00209	PICK UP	MAZDA	BT-50 REG CABIN 4X4 2.5 M/T (WLT) LOW	2007	1.085	122,000,000	132,370,000
913	301253 00210	PICK UP	MAZDA	BT-50 REG CABIN 4X4 2.5 M/T (WLT) MID	2015	1.085	186,000,000	201,810,000
914	301253 00210	PICK UP	MAZDA	BT-50 REG CABIN 4X4 2.5 M/T (WLT) MID	2014	1.085	177,000,000	192,045,000
915	301253 00210	PICK UP	MAZDA	BT-50 REG CABIN 4X4 2.5 M/T (WLT) MID	2013	1.085	167,000,000	181,195,000
916	301253 00210	PICK UP	MAZDA	BT-50 REG CABIN 4X4 2.5 M/T (WLT) MID	2012	1.085	160,000,000	173,600,000
917	301253 00210	PICK UP	MAZDA	BT-50 REG CABIN 4X4 2.5 M/T (WLT) MID	2011	1.085	152,000,000	164,920,000
918	301253 00210	PICK UP	MAZDA	BT-50 REG CABIN 4X4 2.5 M/T (WLT) MID	2010	1.085	143,000,000	155,155,000
919	301253 00210	PICK UP	MAZDA	BT-50 REG CABIN 4X4 2.5 M/T (WLT) MID	2009	1.085	137,000,000	148,645,000
920	301253 00210	PICK UP	MAZDA	BT-50 REG CABIN 4X4 2.5 M/T (WLT) MID	2008	1.085	129,000,000	139,965,000
921	301253 00210	PICK UP	MAZDA	BT-50 REG CABIN 4X4 2.5 M/T (WLT) MID	2007	1.085	124,000,000	134,540,000
922	301253 00212	PICK UP	MAZDA	BT-50 SINGLE CABIN 4X2 DE 2200 5M/T LOW	2015	1.085	114,000,000	123,690,000
923	301253 00212	PICK UP	MAZDA	BT-50 SINGLE CABIN 4X2 DE 2200 5M/T LOW	2014	1.085	109,000,000	118,265,000
924	301253 00212	PICK UP	MAZDA	BT-50 SINGLE CABIN 4X2 DE 2200 5M/T LOW	2013	1.085	105,000,000	113,925,000
925	301253 00212	PICK UP	MAZDA	BT-50 SINGLE CABIN 4X2 DE 2200 5M/T LOW	2012	1.085	101,000,000	109,585,000
926	301253 00213	PICK UP	MAZDA	BT-50 SINGLE CABIN 4X4 DE 2200 5M/T LOW	2017	1.085	201,000,000	218,085,000
927	301253 00213	PICK UP	MAZDA	BT-50 SINGLE CABIN 4X4 DE 2200 5M/T LOW	2016	1.085	197,000,000	213,745,000
928	301253 00213	PICK UP	MAZDA	BT-50 SINGLE CABIN 4X4 DE 2200 5M/T LOW	2015	1.085	193,000,000	209,405,000
929	301253 00213	PICK UP	MAZDA	BT-50 SINGLE CABIN 4X4 DE 2200 5M/T LOW	2014	1.085	184,000,000	199,640,000
930	301253 00213	PICK UP	MAZDA	BT-50 SINGLE CABIN 4X4 DE 2200 5M/T LOW	2013	1.085	176,000,000	190,960,000
931	301253 00213	PICK UP	MAZDA	BT-50 SINGLE CABIN 4X4 DE 2200 5M/T LOW	2012	1.085	166,000,000	180,110,000
932	301253 00214	PICK UP	MAZDA	BT-50 SINGLE CABIN FSC 4X4 DE 2200 5M/T MID	2015	1.085	265,000,000	287,525,000
933	301253 00214	PICK UP	MAZDA	BT-50 SINGLE CABIN FSC 4X4 DE 2200 5M/T MID	2014	1.085	252,000,000	273,420,000
934	301253 00214	PICK UP	MAZDA	BT-50 SINGLE CABIN FSC 4X4 DE 2200 5M/T MID	2013	1.085	238,000,000	258,230,000
935	301253 00214	PICK UP	MAZDA	BT-50 SINGLE CABIN FSC 4X4 DE 2200 5M/T MID	2012	1.085	225,000,000	244,125,000
936	301253 00215	PICK UP	MAZDA	M1400 / 1400cc	1994	1.085	14,000,000	15,190,000
937	301253 00215	PICK UP	MAZDA	M1400 / 1400cc	1993	1.085	13,000,000	14,105,000
938	301261 00274	PICK UP	MITSUBISHI	COLT L 300 / 1400cc	1997	1.085	28,000,000	30,380,000
939	301261 00274	PICK UP	MITSUBISHI	COLT L 300 / 1400cc	1996	1.085	26,000,000	28,210,000
940	301261 00274	PICK UP	MITSUBISHI	COLT L 300 / 1400cc	1995	1.085	25,000,000	27,125,000
941	301261 00274	PICK UP	MITSUBISHI	COLT L 300 / 1400cc	1994	1.085	24,000,000	26,040,000
942	301261 00274	PICK UP	MITSUBISHI	COLT L 300 / 1400cc	1993	1.085	23,000,000	24,955,000
943	301261 00274	PICK UP	MITSUBISHI	COLT L 300 / 1400cc	1992	1.085	20,000,000	21,700,000
944	301261 00274	PICK UP	MITSUBISHI	COLT L 300 / 1400cc	1991	1.085	19,000,000	20,615,000
945	301261 00274	PICK UP	MITSUBISHI	COLT L 300 / 1400cc	1990	1.085	17,000,000	18,445,000
946	301261 00274	PICK UP	MITSUBISHI	COLT L 300 / 1400cc	1989	1.085	16,500,000	17,902,500
947	301261 00274	PICK UP	MITSUBISHI	COLT L 300 / 1400cc	1988	1.085	16,000,000	17,360,000
948	301261 00274	PICK UP	MITSUBISHI	COLT L 300 / 1400cc	1987	1.085	15,500,000	16,817,500
949	301261 00274	PICK UP	MITSUBISHI	COLT L 300 / 1400cc	1986	1.085	15,000,000	16,275,000
950	301261 00274	PICK UP	MITSUBISHI	COLT L 300 / 1400cc	1985	1.085	13,000,000	14,105,000
951	301261 00274	PICK UP	MITSUBISHI	COLT L 300 / 1400cc	1984	1.085	12,000,000	13,020,000
952	301261 00274	PICK UP	MITSUBISHI	COLT L 300 / 1400cc	1983	1.085	11,000,000	11,935,000
953	301261 00274	PICK UP	MITSUBISHI	COLT L 300 / 1400cc	1982	1.085	10,000,000	10,850,000
954	301261 00274	PICK UP	MITSUBISHI	COLT L 300 / 1400cc	1981	1.085	9,000,000	9,765,000
955	301261 00275	PICK UP	MITSUBISHI	COLT L 300 / 1600cc	2007	1.085	49,000,000	53,165,000
956	301261 00275	PICK UP	MITSUBISHI	COLT L 300 / 1600cc	2006	1.085	47,000,000	50,995,000
957	301261 00275	PICK UP	MITSUBISHI	COLT L 300 / 1600cc	2005	1.085	45,000,000	48,825,000
958	301261 00275	PICK UP	MITSUBISHI	COLT L 300 / 1600cc	2004	1.085	43,000,000	46,655,000
959	301261 00275	PICK UP	MITSUBISHI	COLT L 300 / 1600cc	2003	1.085	41,000,000	44,485,000
960	301261 00275	PICK UP	MITSUBISHI	COLT L 300 / 1600cc	2002	1.085	39,000,000	42,315,000
961	301261 00275	PICK UP	MITSUBISHI	COLT L 300 / 1600cc	2001	1.085	37,000,000	40,145,000
962	301261 00275	PICK UP	MITSUBISHI	COLT L 300 / 1600cc	2000	1.085	35,000,000	37,975,000
963	301261 00275	PICK UP	MITSUBISHI	COLT L 300 / 1600cc	1999	1.085	32,000,000	34,720,000
964	301261 00275	PICK UP	MITSUBISHI	COLT L 300 / 1600cc	1998	1.085	30,000,000	32,550,000
965	301261 00275	PICK UP	MITSUBISHI	COLT L 300 / 1600cc	1997	1.085	28,000,000	30,380,000
966	301261 00275	PICK UP	MITSUBISHI	COLT L 300 / 1600cc	1996	1.085	26,000,000	28,210,000
967	301261 00275	PICK UP	MITSUBISHI	COLT L 300 / 1600cc	1995	1.085	24,000,000	26,040,000
968	301261 00275	PICK UP	MITSUBISHI	COLT L 300 / 1600cc	1994	1.085	23,000,000	24,955,000
969	301261 00275	PICK UP	MITSUBISHI	COLT L 300 / 1600cc	1993	1.085	22,000,000	23,870,000
970	301261 00275	PICK UP	MITSUBISHI	COLT L 300 / 1600cc	1992	1.085	21,000,000	22,785,000
971	301261 00275	PICK UP	MITSUBISHI	COLT L 300 / 1600cc	1991	1.085	20,000,000	21,700,000
972	301261 00275	PICK UP	MITSUBISHI	COLT L 300 / 1600cc	1990	1.085	17,000,000	18,445,000
973	301261 00275	PICK UP	MITSUBISHI	COLT L 300 / 1600cc	1989	1.085	16,500,000	17,902,500
974	301261 00275	PICK UP	MITSUBISHI	COLT L 300 / 1600cc	1988	1.085	16,000,000	17,360,000
975	301261 00275	PICK UP	MITSUBISHI	COLT L 300 / 1600cc	1987	1.085	15,500,000	16,817,500
976	301261 00275	PICK UP	MITSUBISHI	COLT L 300 / 1600cc	1986	1.085	15,000,000	16,275,000
977	301261 00275	PICK UP	MITSUBISHI	COLT L 300 / 1600cc	1985	1.085	14,000,000	15,190,000
978	301261 00275	PICK UP	MITSUBISHI	COLT L 300 / 1600cc	1984	1.085	13,000,000	14,105,000
979	301261 00275	PICK UP	MITSUBISHI	COLT L 300 / 1600cc	1983	1.085	12,000,000	13,020,000
980	301261 00275	PICK UP	MITSUBISHI	COLT L 300 / 1600cc	1982	1.085	11,000,000	11,935,000
981	301261 00275	PICK UP	MITSUBISHI	COLT L 300 / 1600cc	1981	1.085	10,000,000	10,850,000
982	301261 00276	PICK UP	MITSUBISHI	COLT L 300 / 2.346cc DIESEL	2007	1.085	82,000,000	88,970,000
983	301261 00276	PICK UP	MITSUBISHI	COLT L 300 / 2.346cc DIESEL	2006	1.085	80,000,000	86,800,000
984	301261 00276	PICK UP	MITSUBISHI	COLT L 300 / 2.346cc DIESEL	2005	1.085	77,000,000	83,545,000
985	301261 00276	PICK UP	MITSUBISHI	COLT L 300 / 2.346cc DIESEL	2004	1.085	73,000,000	79,205,000
986	301261 00276	PICK UP	MITSUBISHI	COLT L 300 / 2.346cc DIESEL	2003	1.085	71,000,000	77,035,000
987	301261 00276	PICK UP	MITSUBISHI	COLT L 300 / 2.346cc DIESEL	2002	1.085	69,000,000	74,865,000
988	301261 00276	PICK UP	MITSUBISHI	COLT L 300 / 2.346cc DIESEL	2001	1.085	63,000,000	68,355,000
989	301261 00276	PICK UP	MITSUBISHI	COLT L 300 / 2.346cc DIESEL	2000	1.085	57,000,000	61,845,000
990	301261 00276	PICK UP	MITSUBISHI	COLT L 300 / 2.346cc DIESEL	1999	1.085	50,000,000	54,250,000
991	301261 00276	PICK UP	MITSUBISHI	COLT L 300 / 2.346cc DIESEL	1998	1.085	45,000,000	48,825,000
992	301261 00276	PICK UP	MITSUBISHI	COLT L 300 / 2.346cc DIESEL	1997	1.085	39,000,000	42,315,000
993	301261 00276	PICK UP	MITSUBISHI	COLT L 300 / 2.346cc DIESEL	1996	1.085	35,000,000	37,975,000
994	301261 00276	PICK UP	MITSUBISHI	COLT L 300 / 2.346cc DIESEL	1995	1.085	31,000,000	33,635,000
995	301261 00276	PICK UP	MITSUBISHI	COLT L 300 / 2.346cc DIESEL	1994	1.085	27,000,000	29,295,000
996	301261 00276	PICK UP	MITSUBISHI	COLT L 300 / 2.346cc DIESEL	1993	1.085	24,000,000	26,040,000

NO	KODING	JENIS	MERЕК	TIPE	TH BUAT	BOBOT	NJKB	DP PKB
1	2	3	4	5	6	7	8	9
997	301261 00276	PICK UP	MITSUBISHI	COLT L 300 / 2.346cc DIESEL	1992	1.085	21,000,000	22,785,000
998	301261 00276	PICK UP	MITSUBISHI	COLT L 300 / 2.346cc DIESEL	1991	1.085	19,000,000	20,615,000
999	301261 00276	PICK UP	MITSUBISHI	COLT L 300 / 2.346cc DIESEL	1990	1.085	17,000,000	18,445,000
1000	301261 00276	PICK UP	MITSUBISHI	COLT L 300 / 2.346cc DIESEL	1989	1.085	16,500,000	17,902,500
1001	301261 00276	PICK UP	MITSUBISHI	COLT L 300 / 2.346cc DIESEL	1988	1.085	16,000,000	17,360,000
1002	301261 00276	PICK UP	MITSUBISHI	COLT L 300 / 2.346cc DIESEL	1987	1.085	15,000,000	16,275,000
1003	301261 00276	PICK UP	MITSUBISHI	COLT L 300 / 2.346cc DIESEL	1986	1.085	14,000,000	15,190,000
1004	301261 00276	PICK UP	MITSUBISHI	COLT L 300 / 2.346cc DIESEL	1985	1.085	13,000,000	14,105,000
1005	301261 00276	PICK UP	MITSUBISHI	COLT L 300 / 2.346cc DIESEL	1984	1.085	12,000,000	13,020,000
1006	301261 00277	PICK UP	MITSUBISHI	COLT L 300 DB	2007	1.085	84,000,000	91,140,000
1007	301261 00277	PICK UP	MITSUBISHI	COLT L 300 DB	2006	1.085	82,000,000	88,970,000
1008	301261 00277	PICK UP	MITSUBISHI	COLT L 300 DB	2005	1.085	78,000,000	84,630,000
1009	301261 00277	PICK UP	MITSUBISHI	COLT L 300 DB	2004	1.085	76,000,000	82,460,000
1010	301261 00277	PICK UP	MITSUBISHI	COLT L 300 DB	2003	1.085	74,000,000	80,290,000
1011	301261 00277	PICK UP	MITSUBISHI	COLT L 300 DB	2002	1.085	72,000,000	78,120,000
1012	301261 00277	PICK UP	MITSUBISHI	COLT L 300 DB	2001	1.085	66,000,000	71,610,000
1013	301261 00277	PICK UP	MITSUBISHI	COLT L 300 DB	2000	1.085	61,000,000	66,185,000
1014	301261 00277	PICK UP	MITSUBISHI	COLT L 300 DB	1999	1.085	53,000,000	57,505,000
1015	301261 00277	PICK UP	MITSUBISHI	COLT L 300 DB	1998	1.085	48,000,000	52,080,000
1016	301261 00277	PICK UP	MITSUBISHI	COLT L 300 DB	1997	1.085	42,000,000	45,570,000
1017	301261 00277	PICK UP	MITSUBISHI	COLT L 300 DB	1996	1.085	37,000,000	40,145,000
1018	301261 00277	PICK UP	MITSUBISHI	COLT L 300 DB	1995	1.085	33,000,000	35,805,000
1019	301261 00277	PICK UP	MITSUBISHI	COLT L 300 DB	1994	1.085	29,000,000	31,465,000
1020	301261 00277	PICK UP	MITSUBISHI	COLT L 300 DB	1993	1.085	25,000,000	27,125,000
1021	301261 00277	PICK UP	MITSUBISHI	COLT L 300 DB	1992	1.085	22,000,000	23,870,000
1022	301261 00277	PICK UP	MITSUBISHI	COLT L 300 DB	1991	1.085	20,000,000	21,700,000
1023	301261 00277	PICK UP	MITSUBISHI	COLT L 300 DB	1990	1.085	19,000,000	20,615,000
1024	301261 00277	PICK UP	MITSUBISHI	COLT L 300 DB	1989	1.085	17,000,000	18,445,000
1025	301261 00277	PICK UP	MITSUBISHI	COLT L 300 DB	1988	1.085	16,000,000	17,360,000
1026	301261 00277	PICK UP	MITSUBISHI	COLT L 300 DB	1987	1.085	15,000,000	16,275,000
1027	301261 00277	PICK UP	MITSUBISHI	COLT L 300 DB	1986	1.085	14,000,000	15,190,000
1028	301261 00277	PICK UP	MITSUBISHI	COLT L 300 DB	1985	1.085	13,000,000	14,105,000
1029	301261 00277	PICK UP	MITSUBISHI	COLT L 300 DB	1984	1.085	12,000,000	13,020,000
1030	301261 00277	PICK UP	MITSUBISHI	COLT L 300 DB	1983	1.085	11,000,000	11,935,000
1031	301261 00277	PICK UP	MITSUBISHI	COLT L 300 DB	1982	1.085	10,000,000	10,850,000
1032	301261 00278	PICK UP	MITSUBISHI	COLT L 300 DP	2007	1.085	98,000,000	106,330,000
1033	301261 00278	PICK UP	MITSUBISHI	COLT L 300 DP	2006	1.085	92,000,000	99,820,000
1034	301261 00278	PICK UP	MITSUBISHI	COLT L 300 DP	2005	1.085	89,000,000	96,565,000
1035	301261 00278	PICK UP	MITSUBISHI	COLT L 300 DP	2004	1.085	83,000,000	90,055,000
1036	301261 00278	PICK UP	MITSUBISHI	COLT L 300 DP	2003	1.085	80,000,000	86,800,000
1037	301261 00278	PICK UP	MITSUBISHI	COLT L 300 DP	2002	1.085	76,000,000	82,460,000
1038	301261 00278	PICK UP	MITSUBISHI	COLT L 300 DP	2001	1.085	72,000,000	78,120,000
1039	301261 00278	PICK UP	MITSUBISHI	COLT L 300 DP	2000	1.085	70,000,000	75,950,000
1040	301261 00278	PICK UP	MITSUBISHI	COLT L 300 DP	1999	1.085	65,000,000	70,525,000
1041	301261 00278	PICK UP	MITSUBISHI	COLT L 300 DP	1998	1.085	59,000,000	64,015,000
1042	301261 00278	PICK UP	MITSUBISHI	COLT L 300 DP	1997	1.085	54,000,000	58,590,000
1043	301261 00278	PICK UP	MITSUBISHI	COLT L 300 DP	1996	1.085	49,000,000	53,165,000
1044	301261 00278	PICK UP	MITSUBISHI	COLT L 300 DP	1995	1.085	45,000,000	48,825,000
1045	301261 00278	PICK UP	MITSUBISHI	COLT L 300 DP	1994	1.085	40,000,000	43,400,000
1046	301261 00278	PICK UP	MITSUBISHI	COLT L 300 DP	1993	1.085	36,000,000	39,060,000
1047	301261 00278	PICK UP	MITSUBISHI	COLT L 300 DP	1992	1.085	30,000,000	32,550,000
1048	301261 00278	PICK UP	MITSUBISHI	COLT L 300 DP	1991	1.085	26,000,000	28,210,000
1049	301261 00278	PICK UP	MITSUBISHI	COLT L 300 DP	1990	1.085	23,000,000	24,955,000
1050	301261 00278	PICK UP	MITSUBISHI	COLT L 300 DP	1989	1.085	21,000,000	22,785,000
1051	301261 00278	PICK UP	MITSUBISHI	COLT L 300 DP	1988	1.085	18,000,000	19,530,000
1052	301261 00278	PICK UP	MITSUBISHI	COLT L 300 DP	1987	1.085	16,000,000	17,360,000
1053	301261 00278	PICK UP	MITSUBISHI	COLT L 300 DP	1986	1.085	15,000,000	16,275,000
1054	301261 00278	PICK UP	MITSUBISHI	COLT L 300 DP	1985	1.085	14,000,000	15,190,000
1055	301261 00278	PICK UP	MITSUBISHI	COLT L 300 DP	1984	1.085	12,000,000	13,020,000
1056	301261 00278	PICK UP	MITSUBISHI	COLT L 300 DP	1983	1.085	11,000,000	11,935,000
1057	301261 00278	PICK UP	MITSUBISHI	COLT L 300 DP	1982	1.085	10,000,000	10,850,000
1058	301261 00279	PICK UP	MITSUBISHI	COLT L 300 GB	1997	1.085	28,000,000	30,380,000
1059	301261 00279	PICK UP	MITSUBISHI	COLT L 300 GB	1996	1.085	26,000,000	28,210,000
1060	301261 00279	PICK UP	MITSUBISHI	COLT L 300 GB	1995	1.085	25,000,000	27,125,000
1061	301261 00279	PICK UP	MITSUBISHI	COLT L 300 GB	1994	1.085	24,000,000	26,040,000
1062	301261 00279	PICK UP	MITSUBISHI	COLT L 300 GB	1993	1.085	22,000,000	23,870,000
1063	301261 00279	PICK UP	MITSUBISHI	COLT L 300 GB	1992	1.085	21,000,000	22,785,000
1064	301261 00279	PICK UP	MITSUBISHI	COLT L 300 GB	1991	1.085	19,000,000	20,615,000
1065	301261 00279	PICK UP	MITSUBISHI	COLT L 300 GB	1990	1.085	18,000,000	19,530,000
1066	301261 00279	PICK UP	MITSUBISHI	COLT L 300 GB	1989	1.085	17,500,000	18,987,500
1067	301261 00279	PICK UP	MITSUBISHI	COLT L 300 GB	1988	1.085	17,000,000	18,445,000
1068	301261 00279	PICK UP	MITSUBISHI	COLT L 300 GB	1987	1.085	16,000,000	17,360,000
1069	301261 00279	PICK UP	MITSUBISHI	COLT L 300 GB	1986	1.085	15,000,000	16,275,000
1070	301261 00279	PICK UP	MITSUBISHI	COLT L 300 GB	1985	1.085	14,000,000	15,190,000
1071	301261 00279	PICK UP	MITSUBISHI	COLT L 300 GB	1984	1.085	13,000,000	14,105,000
1072	301261 00279	PICK UP	MITSUBISHI	COLT L 300 GB	1983	1.085	12,000,000	13,020,000
1073	301261 00279	PICK UP	MITSUBISHI	COLT L 300 GB	1982	1.085	11,000,000	11,935,000
1074	301261 00279	PICK UP	MITSUBISHI	COLT L 300 GB	1981	1.085	10,000,000	10,850,000
1075	301261 00279	PICK UP	MITSUBISHI	COLT L 300 GB	1980	1.085	9,000,000	9,765,000
1076	301261 00280	PICK UP	MITSUBISHI	COLT L 300 GP	1997	1.085	32,000,000	34,720,000
1077	301261 00280	PICK UP	MITSUBISHI	COLT L 300 GP	1996	1.085	30,000,000	32,550,000
1078	301261 00280	PICK UP	MITSUBISHI	COLT L 300 GP	1995	1.085	28,000,000	30,380,000
1079	301261 00280	PICK UP	MITSUBISHI	COLT L 300 GP	1994	1.085	26,000,000	28,210,000
1080	301261 00280	PICK UP	MITSUBISHI	COLT L 300 GP	1993	1.085	24,000,000	26,040,000
1081	301261 00280	PICK UP	MITSUBISHI	COLT L 300 GP	1992	1.085	23,000,000	24,955,000
1082	301261 00280	PICK UP	MITSUBISHI	COLT L 300 GP	1991	1.085	21,000,000	22,785,000
1083	301261 00280	PICK UP	MITSUBISHI	COLT L 300 GP	1990	1.085	20,000,000	21,700,000
1084	301261 00280	PICK UP	MITSUBISHI	COLT L 300 GP	1989	1.085	17,000,000	18,445,000
1085	301261 00280	PICK UP	MITSUBISHI	COLT L 300 GP	1988	1.085	15,000,000	16,275,000
1086	301261 00280	PICK UP	MITSUBISHI	COLT L 300 GP	1987	1.085	13,000,000	14,105,000
1087	301261 00280	PICK UP	MITSUBISHI	COLT L 300 GP	1986	1.085	12,500,000	13,562,500
1088	301261 00280	PICK UP	MITSUBISHI	COLT L 300 GP	1985	1.085	12,000,000	13,020,000
1089	301261 00280	PICK UP	MITSUBISHI	COLT L 300 GP	1984	1.085	11,500,000	12,477,500
1090	301261 00280	PICK UP	MITSUBISHI	COLT L 300 GP	1983	1.085	11,000,000	11,935,000
1091	301261 00280	PICK UP	MITSUBISHI	COLT L 300 GP	1982	1.085	10,500,000	11,392,500
1092	301261 00280	PICK UP	MITSUBISHI	COLT L 300 GP	1981	1.085	10,000,000	10,850,000
1093	301261 00280	PICK UP	MITSUBISHI	COLT L 300 GP	1980	1.085	9,500,000	10,307,500
1094	301261 00281	PICK UP	MITSUBISHI	COLT L 300 HIGH TROOP	1993	1.085	31,000,000	33,635,000
1095	301261 00281	PICK UP	MITSUBISHI	COLT L 300 HIGH TROOP	1985	1.085	13,000,000	14,105,000
1096	301261 00281	PICK UP	MITSUBISHI	COLT L 300 HIGH TROOP	1984	1.085	11,000,000	11,935,000

NO	KODING	JENIS	MERЕК	TIPE	TH BUAT	BOBOT	NJKB	DP PKB
1	2	3	4	5	6	7	8	9
1097	301261 00281	PICK UP	MITSUBISHI	COLT L 300 HIGH TROOP	1981	1.085	9,000,000	9,765,000
1098	301261 00282	PICK UP	MITSUBISHI	COLT L 300 P	1990	1.085	17,000,000	18,445,000
1099	301261 00282	PICK UP	MITSUBISHI	COLT L 300 P	1988	1.085	16,000,000	17,360,000
1100	301261 00282	PICK UP	MITSUBISHI	COLT L 300 P	1985	1.085	12,000,000	13,020,000
1101	301261 00282	PICK UP	MITSUBISHI	COLT L 300 P	1984	1.085	11,000,000	11,935,000
1102	301261 00282	PICK UP	MITSUBISHI	COLT L 300 P	1983	1.085	10,000,000	10,850,000
1103	301261 00282	PICK UP	MITSUBISHI	COLT L 300 P	1982	1.085	9,500,000	10,307,500
1104	301261 00282	PICK UP	MITSUBISHI	COLT L 300 P	1981	1.085	9,000,000	9,765,000
1105	301261 00282	PICK UP	MITSUBISHI	COLT L 300 P	1980	1.085	8,700,000	9,439,500
1106	301261 00282	PICK UP	MITSUBISHI	COLT L 300 P	1979	1.085	8,500,000	9,222,500
1107	301261 00283	PICK UP	MITSUBISHI	COLT L 300 PS	1985	1.085	11,000,000	11,935,000
1108	301261 00283	PICK UP	MITSUBISHI	COLT L 300 PS	1984	1.085	10,000,000	10,850,000
1109	301261 00283	PICK UP	MITSUBISHI	COLT L 300 PS	1983	1.085	9,000,000	9,765,000
1110	301261 00283	PICK UP	MITSUBISHI	COLT L 300 PS	1982	1.085	8,000,000	8,680,000
1111	301261 00283	PICK UP	MITSUBISHI	COLT L 300 PS	1981	1.085	7,000,000	7,595,000
1112	301261 00283	PICK UP	MITSUBISHI	COLT L 300 PS	1980	1.085	6,000,000	6,510,000
1113	301261 00284	PICK UP	MITSUBISHI	COLT L300 PU FB (4X2) M/T	2012	1.085	109,000,000	118,265,000
1114	301261 00284	PICK UP	MITSUBISHI	COLT L300 PU FB (4X2) M/T	2011	1.085	106,000,000	115,010,000
1115	301261 00284	PICK UP	MITSUBISHI	COLT L300 PU FB (4X2) M/T	2010	1.085	103,000,000	111,755,000
1116	301261 00284	PICK UP	MITSUBISHI	COLT L300 PU FB (4X2) M/T	2009	1.085	97,000,000	105,245,000
1117	301261 00284	PICK UP	MITSUBISHI	COLT L300 PU FB (4X2) M/T	2008	1.085	91,000,000	98,735,000
1118	301261 00284	PICK UP	MITSUBISHI	COLT L300 PU FB (4X2) M/T	2007	1.085	79,000,000	85,715,000
1119	301261 00284	PICK UP	MITSUBISHI	COLT L300 PU FB (4X2) M/T	2006	1.085	75,000,000	81,375,000
1120	301261 00285	PICK UP	MITSUBISHI	COLT L300 PU FB - R (4X2) M/T	2017	1.085	129,000,000	139,965,000
1121	301261 00285	PICK UP	MITSUBISHI	COLT L300 PU FB - R (4X2) M/T	2016	1.085	123,000,000	133,455,000
1122	301261 00285	PICK UP	MITSUBISHI	COLT L300 PU FB - R (4X2) M/T	2015	1.085	119,000,000	129,115,000
1123	301261 00285	PICK UP	MITSUBISHI	COLT L300 PU FB - R (4X2) M/T	2014	1.085	115,000,000	124,775,000
1124	301261 00285	PICK UP	MITSUBISHI	COLT L300 PU FB - R (4X2) M/T	2013	1.085	112,000,000	121,520,000
1125	301261 00285	PICK UP	MITSUBISHI	COLT L300 PU FB - R (4X2) M/T	2012	1.085	109,000,000	118,265,000
1126	301261 00285	PICK UP	MITSUBISHI	COLT L300 PU FB - R (4X2) M/T	2011	1.085	106,000,000	115,010,000
1127	301261 00286	PICK UP	MITSUBISHI	COLT L300 PU STD (4X2) M/T	2012	1.085	108,000,000	117,180,000
1128	301261 00286	PICK UP	MITSUBISHI	COLT L300 PU STD (4X2) M/T	2011	1.085	105,000,000	113,925,000
1129	301261 00286	PICK UP	MITSUBISHI	COLT L300 PU STD (4X2) M/T	2010	1.085	102,000,000	110,670,000
1130	301261 00286	PICK UP	MITSUBISHI	COLT L300 PU STD (4X2) M/T	2009	1.085	95,000,000	103,075,000
1131	301261 00286	PICK UP	MITSUBISHI	COLT L300 PU STD (4X2) M/T	2008	1.085	89,000,000	96,565,000
1132	301261 00286	PICK UP	MITSUBISHI	COLT L300 PU STD (4X2) M/T	2007	1.085	78,000,000	84,630,000
1133	301261 00287	PICK UP	MITSUBISHI	COLT L300 PU STD - R (4X2) M/T	2016	1.085	122,000,000	132,370,000
1134	301261 00287	PICK UP	MITSUBISHI	COLT L300 PU STD - R (4X2) M/T	2015	1.085	118,000,000	128,030,000
1135	301261 00287	PICK UP	MITSUBISHI	COLT L300 PU STD - R (4X2) M/T	2014	1.085	114,000,000	123,690,000
1136	301261 00287	PICK UP	MITSUBISHI	COLT L300 PU STD - R (4X2) M/T	2013	1.085	111,000,000	120,435,000
1137	301261 00287	PICK UP	MITSUBISHI	COLT L300 PU STD - R (4X2) M/T	2012	1.085	108,000,000	117,180,000
1138	301261 00287	PICK UP	MITSUBISHI	COLT L300 PU STD - R (4X2) M/T	2011	1.085	105,000,000	113,925,000
1139	301261 00287	PICK UP	MITSUBISHI	COLT L300 PU STD - R (4X2) M/T	2010	1.085	100,000,000	108,500,000
1140	301261 00291	PICK UP	MITSUBISHI	COLT T.100 - 1088cc	1980	1.085	6,200,000	6,727,000
1141	301261 00273	PICK UP	MITSUBISHI	COLT T.120	1981	1.085	8,800,000	9,548,000
1142	301261 00273	PICK UP	MITSUBISHI	COLT T.120	1980	1.085	7,200,000	7,812,000
1143	301261 00288	PICK UP	MITSUBISHI	COLT T 120 SS	2009	1.085	56,000,000	60,760,000
1144	301261 00288	PICK UP	MITSUBISHI	COLT T 120 SS	2008	1.085	53,000,000	57,505,000
1145	301261 00288	PICK UP	MITSUBISHI	COLT T 120 SS	2007	1.085	51,000,000	55,335,000
1146	301261 00288	PICK UP	MITSUBISHI	COLT T 120 SS	2006	1.085	49,000,000	53,165,000
1147	301261 00288	PICK UP	MITSUBISHI	COLT T 120 SS	2005	1.085	47,000,000	50,995,000
1148	301261 00288	PICK UP	MITSUBISHI	COLT T 120 SS	2004	1.085	45,000,000	48,825,000
1149	301261 00288	PICK UP	MITSUBISHI	COLT T 120 SS	2003	1.085	43,000,000	46,655,000
1150	301261 00288	PICK UP	MITSUBISHI	COLT T 120 SS	2002	1.085	41,000,000	44,485,000
1151	301261 00288	PICK UP	MITSUBISHI	COLT T 120 SS	2001	1.085	39,000,000	42,315,000
1152	301261 00288	PICK UP	MITSUBISHI	COLT T 120 SS	2000	1.085	37,000,000	40,145,000
1153	301261 00288	PICK UP	MITSUBISHI	COLT T 120 SS	1999	1.085	34,000,000	36,890,000
1154	301261 00288	PICK UP	MITSUBISHI	COLT T 120 SS	1998	1.085	31,000,000	33,635,000
1155	301261 00288	PICK UP	MITSUBISHI	COLT T 120 SS	1997	1.085	28,000,000	30,380,000
1156	301261 00288	PICK UP	MITSUBISHI	COLT T 120 SS	1996	1.085	25,000,000	27,125,000
1157	301261 00288	PICK UP	MITSUBISHI	COLT T 120 SS	1995	1.085	24,000,000	26,040,000
1158	301261 00288	PICK UP	MITSUBISHI	COLT T 120 SS	1994	1.085	22,000,000	23,870,000
1159	301261 00288	PICK UP	MITSUBISHI	COLT T 120 SS	1993	1.085	20,000,000	21,700,000
1160	301261 00288	PICK UP	MITSUBISHI	COLT T 120 SS	1992	1.085	18,000,000	19,530,000
1161	301261 00288	PICK UP	MITSUBISHI	COLT T 120 SS	1991	1.085	17,000,000	18,445,000
1162	301261 00288	PICK UP	MITSUBISHI	COLT T 120 SS	1990	1.085	15,000,000	16,275,000
1163	301261 00293	PICK UP	MITSUBISHI	COLT T120SS 1.5 PU FD-R (4X2) M/T	2019	1.085	81,000,000	87,885,000
1164	301261 00293	PICK UP	MITSUBISHI	COLT T120SS 1.5 PU FD-R (4X2) M/T	2018	1.085	77,000,000	83,545,000
1165	301261 00294	PICK UP	MITSUBISHI	COLT T120SS 1.5 PU STD-R (4X2) M/T	2019	1.085	80,000,000	86,800,000
1166	301261 00294	PICK UP	MITSUBISHI	COLT T120SS 1.5 PU STD-R (4X2) M/T	2018	1.085	76,000,000	82,460,000
1167	301261 00295	PICK UP	MITSUBISHI	COLT T120SS 1.5 PU W D-R (4X2) M/T	2019	1.085	82,000,000	88,970,000
1168	301261 00295	PICK UP	MITSUBISHI	COLT T120SS 1.5 PU W D-R (4X2) M/T	2018	1.085	78,000,000	84,630,000
1169	301261 00292	PICK UP	MITSUBISHI	COLT T120 SSBC 1.5 (4X2) M/T	2007	1.085	47,000,000	50,995,000
1170	301261 00292	PICK UP	MITSUBISHI	COLT T120 SSBC 1.5 (4X2) M/T	2006	1.085	45,000,000	48,825,000
1171	301261 00292	PICK UP	MITSUBISHI	COLT T120 SSBC 1.5 (4X2) M/T	2005	1.085	42,000,000	45,570,000
1172	301261 00292	PICK UP	MITSUBISHI	COLT T120 SSBC 1.5 (4X2) M/T	2004	1.085	40,000,000	43,400,000
1173	301261 00296	PICK UP	MITSUBISHI	COLT T120SS PU 1.5 FD (4X2) M/T	2014	1.085	80,000,000	86,800,000
1174	301261 00296	PICK UP	MITSUBISHI	COLT T120SS PU 1.5 FD (4X2) M/T	2013	1.085	76,000,000	82,460,000
1175	301261 00296	PICK UP	MITSUBISHI	COLT T120SS PU 1.5 FD (4X2) M/T	2012	1.085	72,000,000	78,120,000
1176	301261 00296	PICK UP	MITSUBISHI	COLT T120SS PU 1.5 FD (4X2) M/T	2011	1.085	69,000,000	74,865,000
1177	301261 00296	PICK UP	MITSUBISHI	COLT T120SS PU 1.5 FD (4X2) M/T	2010	1.085	66,000,000	71,610,000
1178	301261 00296	PICK UP	MITSUBISHI	COLT T120SS PU 1.5 FD (4X2) M/T	2009	1.085	60,000,000	65,100,000
1179	301261 00296	PICK UP	MITSUBISHI	COLT T120SS PU 1.5 FD (4X2) M/T	2008	1.085	57,000,000	61,845,000
1180	301261 00296	PICK UP	MITSUBISHI	COLT T120SS PU 1.5 FD (4X2) M/T	2007	1.085	49,000,000	53,165,000
1181	301261 00296	PICK UP	MITSUBISHI	COLT T120SS PU 1.5 FD (4X2) M/T	2006	1.085	47,000,000	50,995,000
1182	301261 00296	PICK UP	MITSUBISHI	COLT T120SS PU 1.5 FD (4X2) M/T	2005	1.085	46,000,000	49,910,000
1183	301261 00296	PICK UP	MITSUBISHI	COLT T120SS PU 1.5 FD (4X2) M/T	2004	1.085	40,000,000	43,400,000
1184	301261 00297	PICK UP	MITSUBISHI	COLT T120SS PU 1.5 FD-R (4X2) M/T	2018	1.085	72,000,000	78,120,000
1185	301261 00297	PICK UP	MITSUBISHI	COLT T120SS PU 1.5 FD-R (4X2) M/T	2017	1.085	69,000,000	74,865,000
1186	301261 00297	PICK UP	MITSUBISHI	COLT T120SS PU 1.5 FD-R (4X2) M/T	2016	1.085	68,000,000	73,780,000
1187	301261 00297	PICK UP	MITSUBISHI	COLT T120SS PU 1.5 FD-R (4X2) M/T	2015	1.085	67,000,000	72,695,000
1188	301261 00297	PICK UP	MITSUBISHI	COLT T120SS PU 1.5 FD-R (4X2) M/T	2014	1.085	66,000,000	71,610,000
1189	301261 00297	PICK UP	MITSUBISHI	COLT T120SS PU 1.5 FD-R (4X2) M/T	2013	1.085	65,000,000	70,525,000
1190	301261 00297	PICK UP	MITSUBISHI	COLT T120SS PU 1.5 FD-R (4X2) M/T	2012	1.085	64,000,000	69,440,000
1191	301261 00297	PICK UP	MITSUBISHI	COLT T120SS PU 1.5 FD-R (4X2) M/T	2011	1.085	63,000,000	68,355,000
1192	301261 00297	PICK UP	MITSUBISHI	COLT T120SS PU 1.5 FD-R (4X2) M/T	2010	1.085	60,000,000	65,100,000
1193	301261 00297	PICK UP	MITSUBISHI	COLT T120SS PU 1.5 FD-R (4X2) M/T	2009	1.085	57,000,000	61,845,000
1194	301261 00297	PICK UP	MITSUBISHI	COLT T120SS PU 1.5 FD-R (4X2) M/T	2008	1.085	54,000,000	58,590,000
1195	301261 00298	PICK UP	MITSUBISHI	COLT T120SS PU 1.5 STD (4X2) M/T	2012	1.085	72,000,000	78,120,000
1196	301261 00298	PICK UP	MITSUBISHI	COLT T120SS PU 1.5 STD (4X2) M/T	2011	1.085	69,000,000	74,865,000

NO	KODING	JENIS	MERЕК	TIPE	TH BUAT	BOBOT	NJKB	DP PKB
1	2	3	4	5	6	7	8	9
1197	301261 00298	PICK UP	MITSUBISHI	COLT T120SS PU 1.5 STD (4X2) M/T	2010	1.085	66,000,000	71,610,000
1198	301261 00298	PICK UP	MITSUBISHI	COLT T120SS PU 1.5 STD (4X2) M/T	2009	1.085	60,000,000	65,100,000
1199	301261 00298	PICK UP	MITSUBISHI	COLT T120SS PU 1.5 STD (4X2) M/T	2008	1.085	57,000,000	61,845,000
1200	301261 00298	PICK UP	MITSUBISHI	COLT T120SS PU 1.5 STD (4X2) M/T	2007	1.085	48,000,000	52,080,000
1201	301261 00289	PICK UP	MITSUBISHI	COLT T 120SS PU 1.5 STD - R (4X2) M/T	2017	1.085	69,000,000	74,865,000
1202	301261 00289	PICK UP	MITSUBISHI	COLT T 120SS PU 1.5 STD - R (4X2) M/T	2016	1.085	68,000,000	73,780,000
1203	301261 00289	PICK UP	MITSUBISHI	COLT T 120SS PU 1.5 STD - R (4X2) M/T	2015	1.085	67,000,000	72,695,000
1204	301261 00289	PICK UP	MITSUBISHI	COLT T 120SS PU 1.5 STD - R (4X2) M/T	2014	1.085	66,000,000	71,610,000
1205	301261 00289	PICK UP	MITSUBISHI	COLT T 120SS PU 1.5 STD - R (4X2) M/T	2013	1.085	65,000,000	70,525,000
1206	301261 00289	PICK UP	MITSUBISHI	COLT T 120SS PU 1.5 STD - R (4X2) M/T	2012	1.085	64,000,000	69,440,000
1207	301261 00289	PICK UP	MITSUBISHI	COLT T 120SS PU 1.5 STD - R (4X2) M/T	2011	1.085	63,000,000	68,355,000
1208	301261 00289	PICK UP	MITSUBISHI	COLT T 120SS PU 1.5 STD - R (4X2) M/T	2010	1.085	60,000,000	65,100,000
1209	301261 00289	PICK UP	MITSUBISHI	COLT T 120SS PU 1.5 STD - R (4X2) M/T	2009	1.085	57,000,000	61,845,000
1210	301261 00289	PICK UP	MITSUBISHI	COLT T 120SS PU 1.5 STD - R (4X2) M/T	2008	1.085	54,000,000	58,590,000
1211	301261 00299	PICK UP	MITSUBISHI	COLT T120SS PU 1.5 WD (4X2) M/T	2012	1.085	74,000,000	80,290,000
1212	301261 00299	PICK UP	MITSUBISHI	COLT T120SS PU 1.5 WD (4X2) M/T	2011	1.085	70,000,000	75,950,000
1213	301261 00299	PICK UP	MITSUBISHI	COLT T120SS PU 1.5 WD (4X2) M/T	2010	1.085	67,000,000	72,695,000
1214	301261 00299	PICK UP	MITSUBISHI	COLT T120SS PU 1.5 WD (4X2) M/T	2009	1.085	61,000,000	66,185,000
1215	301261 00299	PICK UP	MITSUBISHI	COLT T120SS PU 1.5 WD (4X2) M/T	2008	1.085	58,000,000	62,930,000
1216	301261 00299	PICK UP	MITSUBISHI	COLT T120SS PU 1.5 WD (4X2) M/T	2007	1.085	50,000,000	54,250,000
1217	301261 00290	PICK UP	MITSUBISHI	COLT T 120SS PU 1.5 WD - R (4X2) M/T	2018	1.085	75,000,000	81,375,000
1218	301261 00290	PICK UP	MITSUBISHI	COLT T 120SS PU 1.5 WD - R (4X2) M/T	2017	1.085	71,000,000	77,035,000
1219	301261 00290	PICK UP	MITSUBISHI	COLT T 120SS PU 1.5 WD - R (4X2) M/T	2016	1.085	70,000,000	75,950,000
1220	301261 00290	PICK UP	MITSUBISHI	COLT T 120SS PU 1.5 WD - R (4X2) M/T	2015	1.085	69,000,000	74,865,000
1221	301261 00290	PICK UP	MITSUBISHI	COLT T 120SS PU 1.5 WD - R (4X2) M/T	2014	1.085	68,000,000	73,780,000
1222	301261 00290	PICK UP	MITSUBISHI	COLT T 120SS PU 1.5 WD - R (4X2) M/T	2013	1.085	67,000,000	72,695,000
1223	301261 00290	PICK UP	MITSUBISHI	COLT T 120SS PU 1.5 WD - R (4X2) M/T	2012	1.085	66,000,000	71,610,000
1224	301261 00290	PICK UP	MITSUBISHI	COLT T 120SS PU 1.5 WD - R (4X2) M/T	2011	1.085	65,000,000	70,525,000
1225	301261 00290	PICK UP	MITSUBISHI	COLT T 120SS PU 1.5 WD - R (4X2) M/T	2010	1.085	62,000,000	67,270,000
1226	301261 00290	PICK UP	MITSUBISHI	COLT T 120SS PU 1.5 WD - R (4X2) M/T	2009	1.085	52,000,000	56,420,000
1227	301261 00290	PICK UP	MITSUBISHI	COLT T 120SS PU 1.5 WD - R (4X2) M/T	2008	1.085	49,000,000	53,165,000
1228	301261 00300	PICK UP	MITSUBISHI	JETSTAR	1990	1.085	15,000,000	16,275,000
1229	301261 00300	PICK UP	MITSUBISHI	JETSTAR	1989	1.085	14,000,000	15,190,000
1230	301261 00300	PICK UP	MITSUBISHI	JETSTAR	1988	1.085	13,000,000	14,105,000
1231	301261 00300	PICK UP	MITSUBISHI	JETSTAR	1987	1.085	12,000,000	13,020,000
1232	301261 00300	PICK UP	MITSUBISHI	JETSTAR	1986	1.085	11,000,000	11,935,000
1233	301261 00301	PICK UP	MITSUBISHI	JUPITER	1983	1.085	16,000,000	17,360,000
1234	301261 00301	PICK UP	MITSUBISHI	JUPITER	1982	1.085	13,000,000	14,105,000
1235	301261 00301	PICK UP	MITSUBISHI	JUPITER	1981	1.085	12,000,000	13,020,000
1236	301261 00302	PICK UP	MITSUBISHI	K 34 T, 2476cc (STORING CAR)	1996	1.085	32,000,000	34,720,000
1237	301261 00303	PICK UP	MITSUBISHI	K 74, 2500cc (STORING CAR)	1997	1.085	86,000,000	93,310,000
1238	301261 00310	PICK UP	MITSUBISHI	L200 2.5L SC PU (4X2) M/T	2011	1.085	113,000,000	122,605,000
1239	301261 00310	PICK UP	MITSUBISHI	L200 2.5L SC PU (4X2) M/T	2010	1.085	108,000,000	117,180,000
1240	301261 00310	PICK UP	MITSUBISHI	L200 2.5L SC PU (4X2) M/T	2009	1.085	98,000,000	106,330,000
1241	301261 00310	PICK UP	MITSUBISHI	L200 2.5L SC PU (4X2) M/T	2008	1.085	94,000,000	101,990,000
1242	301261 00310	PICK UP	MITSUBISHI	L200 2.5L SC PU (4X2) M/T	2007	1.085	79,000,000	85,715,000
1243	301261 00311	PICK UP	MITSUBISHI	L200 2.5L SC PU GLX (4X2) M/T	2012	1.085	130,000,000	141,050,000
1244	301261 00311	PICK UP	MITSUBISHI	L200 2.5L SC PU GLX (4X2) M/T	2011	1.085	124,000,000	134,540,000
1245	301261 00311	PICK UP	MITSUBISHI	L200 2.5L SC PU GLX (4X2) M/T	2010	1.085	118,000,000	128,030,000
1246	301261 00311	PICK UP	MITSUBISHI	L200 2.5L SC PU GLX (4X2) M/T	2009	1.085	107,000,000	116,095,000
1247	301261 00311	PICK UP	MITSUBISHI	L200 2.5L SC PU GLX (4X2) M/T	2008	1.085	101,000,000	109,585,000
1248	301261 00311	PICK UP	MITSUBISHI	L200 2.5L SC PU GLX (4X2) M/T	2007	1.085	90,000,000	97,650,000
1249	301261 00309	PICK UP	MITSUBISHI	L200 2.5 L SINGLE CABIN (4x2)	2007	1.085	86,000,000	93,310,000
1250	301261 00309	PICK UP	MITSUBISHI	L200 2.5 L SINGLE CABIN (4x2)	2006	1.085	84,000,000	91,140,000
1251	301261 00309	PICK UP	MITSUBISHI	L200 2.5 L SINGLE CABIN (4x2)	2005	1.085	81,000,000	87,885,000
1252	301261 00309	PICK UP	MITSUBISHI	L200 2.5 L SINGLE CABIN (4x2)	2004	1.085	74,000,000	80,290,000
1253	301261 00304	PICK UP	MITSUBISHI	L 200 2.5 L SINGLE CABIN (4x4)	2005	1.085	145,000,000	157,325,000
1254	301261 00304	PICK UP	MITSUBISHI	L 200 2.5 L SINGLE CABIN (4x4)	2004	1.085	119,000,000	129,115,000
1255	301261 00304	PICK UP	MITSUBISHI	L 200 2.5 L SINGLE CABIN (4x4)	2003	1.085	117,000,000	126,945,000
1256	301261 00304	PICK UP	MITSUBISHI	L 200 2.5 L SINGLE CABIN (4x4)	2002	1.085	113,000,000	122,605,000
1257	301261 00313	PICK UP	MITSUBISHI	L200 2.8L CLUB CABIN GLX (4X4) M/T	2012	1.085	195,000,000	211,575,000
1258	301261 00313	PICK UP	MITSUBISHI	L200 2.8L CLUB CABIN GLX (4X4) M/T	2011	1.085	186,000,000	201,810,000
1259	301261 00313	PICK UP	MITSUBISHI	L200 2.8L CLUB CABIN GLX (4X4) M/T	2010	1.085	177,000,000	192,045,000
1260	301261 00313	PICK UP	MITSUBISHI	L200 2.8L CLUB CABIN GLX (4X4) M/T	2009	1.085	161,000,000	174,685,000
1261	301261 00313	PICK UP	MITSUBISHI	L200 2.8L CLUB CABIN GLX (4X4) M/T	2008	1.085	152,000,000	164,920,000
1262	301261 00313	PICK UP	MITSUBISHI	L200 2.8L CLUB CABIN GLX (4X4) M/T	2007	1.085	139,000,000	150,815,000
1263	301261 00313	PICK UP	MITSUBISHI	L200 2.8L CLUB CABIN GLX (4X4) M/T	2006	1.085	132,000,000	143,220,000
1264	301261 00305	PICK UP	MITSUBISHI	L 200 2.8 L GL (4x4)	2007	1.085	164,000,000	177,940,000
1265	301261 00305	PICK UP	MITSUBISHI	L 200 2.8 L GL (4x4)	2006	1.085	162,000,000	175,770,000
1266	301261 00305	PICK UP	MITSUBISHI	L 200 2.8 L GL (4x4)	2005	1.085	157,000,000	170,345,000
1267	301261 00305	PICK UP	MITSUBISHI	L 200 2.8 L GL (4x4)	2004	1.085	149,000,000	161,665,000
1268	301261 00312	PICK UP	MITSUBISHI	L200 2.8 L GLX CLUB CABIN (4x4)	2007	1.085	137,000,000	148,645,000
1269	301261 00312	PICK UP	MITSUBISHI	L200 2.8 L GLX CLUB CABIN (4x4)	2006	1.085	135,000,000	146,475,000
1270	301261 00312	PICK UP	MITSUBISHI	L200 2.8 L GLX CLUB CABIN (4x4)	2005	1.085	131,000,000	142,135,000
1271	301261 00312	PICK UP	MITSUBISHI	L200 2.8 L GLX CLUB CABIN (4x4)	2004	1.085	122,000,000	132,370,000
1272	301261 00306	PICK UP	MITSUBISHI	L 200 K 57 T CLUB CABIN (4x4)	2004	1.085	133,000,000	144,305,000
1273	301261 00306	PICK UP	MITSUBISHI	L 200 K 57 T CLUB CABIN (4x4)	2003	1.085	130,000,000	141,050,000
1274	301261 00306	PICK UP	MITSUBISHI	L 200 K 57 T CLUB CABIN (4x4)	2002	1.085	125,000,000	135,625,000
1275	301261 00306	PICK UP	MITSUBISHI	L 200 K 57 T CLUB CABIN (4x4)	2001	1.085	109,000,000	118,265,000
1276	301261 00307	PICK UP	MITSUBISHI	L 200 K76 T	2002	1.085	153,000,000	166,005,000
1277	301261 00307	PICK UP	MITSUBISHI	L 200 K76 T	2001	1.085	139,000,000	150,815,000
1278	301261 00314	PICK UP	MITSUBISHI	L200 SUPER PICKUP 2.477cc DIESEL	2007	1.085	87,000,000	94,395,000
1279	301261 00314	PICK UP	MITSUBISHI	L200 SUPER PICKUP 2.477cc DIESEL	2006	1.085	85,000,000	92,225,000
1280	301261 00314	PICK UP	MITSUBISHI	L200 SUPER PICKUP 2.477cc DIESEL	2005	1.085	76,000,000	82,460,000
1281	301261 00315	PICK UP	MITSUBISHI	L300 2.5	2006	1.085	42,000,000	45,570,000
1282	301261 00315	PICK UP	MITSUBISHI	L300 2.5	2005	1.085	40,000,000	43,400,000
1283	301261 00315	PICK UP	MITSUBISHI	L300 2.5	2004	1.085	38,000,000	41,230,000
1284	301261 00315	PICK UP	MITSUBISHI	L300 2.5	2003	1.085	36,000,000	39,060,000
1285	301261 00315	PICK UP	MITSUBISHI	L300 2.5	2002	1.085	34,000,000	36,890,000
1286	301261 00315	PICK UP	MITSUBISHI	L300 2.5	2001	1.085	32,000,000	34,720,000
1287	301261 00315	PICK UP	MITSUBISHI	L300 2.5	2000	1.085	30,000,000	32,550,000
1288	301261 00315	PICK UP	MITSUBISHI	L300 2.5	1999	1.085	29,000,000	31,465,000
1289	301261 00315	PICK UP	MITSUBISHI	L300 2.5	1998	1.085	28,000,000	30,380,000
1290	301261 00315	PICK UP	MITSUBISHI	L300 2.5	1997	1.085	27,000,000	29,295,000
1291	301261 00315	PICK UP	MITSUBISHI	L300 2.5	1996	1.085	26,000,000	28,210,000
1292	301261 00315	PICK UP	MITSUBISHI	L300 2.5	1995	1.085	25,000,000	27,125,000
1293	301261 00315	PICK UP	MITSUBISHI	L300 2.5	1994	1.085	24,000,000	26,040,000
1294	301261 00315	PICK UP	MITSUBISHI	L300 2.5	1993	1.085	21,000,000	22,785,000
1295	301261 00315	PICK UP	MITSUBISHI	L300 2.5	1992	1.085	20,000,000	21,700,000
1296	301261 00315	PICK UP	MITSUBISHI	L300 2.5	1991	1.085	19,000,000	20,615,000

NO	KODING	JENIS	MERЕК	TIPE	TH BUAT	BOBOT	NJKB	DP PKB
1	2	3	4	5	6	7	8	9
1297	301261 00315	PICK UP	MITSUBISHI	L300 2.5	1990	1.085	17,000,000	18,445,000
1298	301261 00315	PICK UP	MITSUBISHI	L300 2.5	1989	1.085	16,500,000	17,902,500
1299	301261 00315	PICK UP	MITSUBISHI	L300 2.5	1988	1.085	16,000,000	17,360,000
1300	301261 00315	PICK UP	MITSUBISHI	L300 2.5	1987	1.085	15,500,000	16,817,500
1301	301261 00315	PICK UP	MITSUBISHI	L300 2.5	1986	1.085	15,000,000	16,275,000
1302	301261 00315	PICK UP	MITSUBISHI	L300 2.5	1985	1.085	13,000,000	14,105,000
1303	301261 00315	PICK UP	MITSUBISHI	L300 2.5	1984	1.085	11,000,000	11,935,000
1304	301261 00315	PICK UP	MITSUBISHI	L300 2.5	1983	1.085	8,000,000	8,680,000
1305	301261 00315	PICK UP	MITSUBISHI	L300 2.5	1982	1.085	7,000,000	7,595,000
1306	301261 00315	PICK UP	MITSUBISHI	L300 2.5	1981	1.085	6,000,000	6,510,000
1307	301261 00315	PICK UP	MITSUBISHI	L300 2.5	1980	1.085	5,000,000	5,425,000
1308	301261 00316	PICK UP	MITSUBISHI	L300 BC (4X2) M/T	2011	1.085	114,000,000	123,690,000
1309	301261 00316	PICK UP	MITSUBISHI	L300 BC (4X2) M/T	2007	1.085	76,000,000	82,460,000
1310	301261 00308	PICK UP	MITSUBISHI	L 300 CC (4X2) M/T	2019	1.085	124,000,000	134,540,000
1311	301261 00308	PICK UP	MITSUBISHI	L 300 CC (4X2) M/T	2018	1.085	118,000,000	128,030,000
1312	301261 00308	PICK UP	MITSUBISHI	L 300 CC (4X2) M/T	2017	1.085	113,000,000	122,605,000
1313	301261 00308	PICK UP	MITSUBISHI	L 300 CC (4X2) M/T	2016	1.085	108,000,000	117,180,000
1314	301261 00317	PICK UP	MITSUBISHI	L300 DEKRA SOLAR	2008	1.085	77,000,000	83,545,000
1315	301261 00317	PICK UP	MITSUBISHI	L300 DEKRA SOLAR	2007	1.085	75,000,000	81,375,000
1316	301261 00317	PICK UP	MITSUBISHI	L300 DEKRA SOLAR	2006	1.085	74,000,000	80,290,000
1317	301261 00317	PICK UP	MITSUBISHI	L300 DEKRA SOLAR	2005	1.085	70,000,000	75,950,000
1318	301261 00317	PICK UP	MITSUBISHI	L300 DEKRA SOLAR	2004	1.085	68,000,000	73,780,000
1319	301261 00317	PICK UP	MITSUBISHI	L300 DEKRA SOLAR	2003	1.085	66,000,000	71,610,000
1320	301261 00318	PICK UP	MITSUBISHI	L300 PU FB-R (4X2) M/T	2019	1.085	128,000,000	138,880,000
1321	301261 00318	PICK UP	MITSUBISHI	L300 PU FB-R (4X2) M/T	2018	1.085	122,000,000	132,370,000
1322	301261 00318	PICK UP	MITSUBISHI	L300 PU FB-R (4X2) M/T	2017	1.085	116,000,000	125,860,000
1323	301261 00318	PICK UP	MITSUBISHI	L300 PU FB-R (4X2) M/T	2016	1.085	111,000,000	120,435,000
1324	301261 00318	PICK UP	MITSUBISHI	L300 PU FB-R (4X2) M/T	2015	1.085	106,000,000	115,010,000
1325	301261 00318	PICK UP	MITSUBISHI	L300 PU FB-R (4X2) M/T	2014	1.085	101,000,000	109,585,000
1326	301261 00318	PICK UP	MITSUBISHI	L300 PU FB-R (4X2) M/T	2013	1.085	96,000,000	104,160,000
1327	301261 00318	PICK UP	MITSUBISHI	L300 PU FB-R (4X2) M/T	2012	1.085	92,000,000	99,820,000
1328	301261 00318	PICK UP	MITSUBISHI	L300 PU FB-R (4X2) M/T	2011	1.085	88,000,000	95,480,000
1329	301261 00318	PICK UP	MITSUBISHI	L300 PU FB-R (4X2) M/T	2010	1.085	84,000,000	91,140,000
1330	301261 00318	PICK UP	MITSUBISHI	L300 PU FB-R (4X2) M/T	2009	1.085	80,000,000	86,800,000
1331	301261 00318	PICK UP	MITSUBISHI	L300 PU FB-R (4X2) M/T	2008	1.085	76,000,000	82,460,000
1332	301261 00319	PICK UP	MITSUBISHI	L300 PU STD-R (4X2) M/T	2019	1.085	128,000,000	138,880,000
1333	301261 00319	PICK UP	MITSUBISHI	L300 PU STD-R (4X2) M/T	2018	1.085	122,000,000	132,370,000
1334	301261 00319	PICK UP	MITSUBISHI	L300 PU STD-R (4X2) M/T	2017	1.085	116,000,000	125,860,000
1335	301261 00319	PICK UP	MITSUBISHI	L300 PU STD-R (4X2) M/T	2016	1.085	111,000,000	120,435,000
1336	301261 00319	PICK UP	MITSUBISHI	L300 PU STD-R (4X2) M/T	2015	1.085	106,000,000	115,010,000
1337	301261 00319	PICK UP	MITSUBISHI	L300 PU STD-R (4X2) M/T	2014	1.085	101,000,000	109,585,000
1338	301261 00319	PICK UP	MITSUBISHI	L300 PU STD-R (4X2) M/T	2013	1.085	96,000,000	104,160,000
1339	301261 00319	PICK UP	MITSUBISHI	L300 PU STD-R (4X2) M/T	2012	1.085	92,000,000	99,820,000
1340	301261 00319	PICK UP	MITSUBISHI	L300 PU STD-R (4X2) M/T	2011	1.085	88,000,000	95,480,000
1341	301261 00319	PICK UP	MITSUBISHI	L300 PU STD-R (4X2) M/T	2010	1.085	84,000,000	91,140,000
1342	301261 00319	PICK UP	MITSUBISHI	L300 PU STD-R (4X2) M/T	2009	1.085	80,000,000	86,800,000
1343	301261 00319	PICK UP	MITSUBISHI	L300 PU STD-R (4X2) M/T	2008	1.085	76,000,000	82,460,000
1344	301261 00319	PICK UP	MITSUBISHI	L300 PU STD-R (4X2) M/T	2007	1.085	73,000,000	79,205,000
1345	301261 00320	PICK UP	MITSUBISHI	MINI CAB COLT L 100	1986	1.085	12,000,000	13,020,000
1346	301261 00320	PICK UP	MITSUBISHI	MINI CAB COLT L 100	1985	1.085	11,000,000	11,935,000
1347	301261 00320	PICK UP	MITSUBISHI	MINI CAB COLT L 100	1984	1.085	10,000,000	10,850,000
1348	301261 00320	PICK UP	MITSUBISHI	MINI CAB COLT L 100	1983	1.085	9,000,000	9,765,000
1349	301261 00320	PICK UP	MITSUBISHI	MINI CAB COLT L 100	1982	1.085	8,000,000	8,680,000
1350	301261 00320	PICK UP	MITSUBISHI	MINI CAB COLT L 100	1981	1.085	7,000,000	7,595,000
1351	301261 00320	PICK UP	MITSUBISHI	MINI CAB COLT L 100	1980	1.085	5,800,000	6,293,000
1352	301261 00321	PICK UP	MITSUBISHI	MPV	1999	1.085	80,000,000	86,800,000
1353	301261 00336	PICK UP	MITSUBISHI	STRADA CR 2.5 A DC GLS (4X4) M/T	2013	1.085	237,000,000	257,145,000
1354	301261 00322	PICK UP	MITSUBISHI	STRADA CR 2.5 SC GLX (4X2) M/T	2016	1.085	146,000,000	158,410,000
1355	301261 00322	PICK UP	MITSUBISHI	STRADA CR 2.5 SC GLX (4X2) M/T	2015	1.085	143,000,000	155,155,000
1356	301261 00322	PICK UP	MITSUBISHI	STRADA CR 2.5 SC GLX (4X2) M/T	2014	1.085	140,000,000	151,900,000
1357	301261 00322	PICK UP	MITSUBISHI	STRADA CR 2.5 SC GLX (4X2) M/T	2013	1.085	137,000,000	148,645,000
1358	301261 00324	PICK UP	MITSUBISHI	STRADA CR 2.8 AM SC GLX (4X4) M/T	2016	1.085	193,000,000	209,405,000
1359	301261 00324	PICK UP	MITSUBISHI	STRADA CR 2.8 AM SC GLX (4X4) M/T	2015	1.085	189,000,000	205,065,000
1360	301261 00324	PICK UP	MITSUBISHI	STRADA CR 2.8 AM SC GLX (4X4) M/T	2014	1.085	185,000,000	200,725,000
1361	301261 00324	PICK UP	MITSUBISHI	STRADA CR 2.8 AM SC GLX (4X4) M/T	2013	1.085	178,000,000	193,130,000
1362	301261 00324	PICK UP	MITSUBISHI	STRADA CR 2.8 AM SC GLX (4X4) M/T	2012	1.085	169,000,000	183,365,000
1363	301261 00323	PICK UP	MITSUBISHI	STRADA CR 2.8 A SC GLX (4X4) M/T	2015	1.085	255,000,000	276,675,000
1364	301261 00323	PICK UP	MITSUBISHI	STRADA CR 2.8 A SC GLX (4X4) M/T	2014	1.085	243,000,000	263,655,000
1365	301261 00323	PICK UP	MITSUBISHI	STRADA CR 2.8 A SC GLX (4X4) M/T	2013	1.085	230,000,000	249,550,000
1366	301261 00323	PICK UP	MITSUBISHI	STRADA CR 2.8 A SC GLX (4X4) M/T	2012	1.085	219,000,000	237,615,000
1367	301261 00323	PICK UP	MITSUBISHI	STRADA CR 2.8 A SC GLX (4X4) M/T	2011	1.085	209,000,000	226,765,000
1368	301261 00323	PICK UP	MITSUBISHI	STRADA CR 2.8 A SC GLX (4X4) M/T	2010	1.085	199,000,000	215,915,000
1369	301261 00323	PICK UP	MITSUBISHI	STRADA CR 2.8 A SC GLX (4X4) M/T	2009	1.085	181,000,000	196,385,000
1370	301261 00325	PICK UP	MITSUBISHI	STRADA CR 2.8L SINGLE CABIN GLX (4X4) M/T	2012	1.085	204,000,000	221,340,000
1371	301261 00325	PICK UP	MITSUBISHI	STRADA CR 2.8L SINGLE CABIN GLX (4X4) M/T	2011	1.085	194,000,000	210,490,000
1372	301261 00325	PICK UP	MITSUBISHI	STRADA CR 2.8L SINGLE CABIN GLX (4X4) M/T	2010	1.085	185,000,000	200,725,000
1373	301261 00325	PICK UP	MITSUBISHI	STRADA CR 2.8L SINGLE CABIN GLX (4X4) M/T	2009	1.085	168,000,000	182,280,000
1374	301261 00325	PICK UP	MITSUBISHI	STRADA CR 2.8L SINGLE CABIN GLX (4X4) M/T	2008	1.085	159,000,000	172,515,000
1375	301261 00326	PICK UP	MITSUBISHI	STRADA CR 3.2L SINGLE CABIN (4X4) A/T	2009	1.085	181,000,000	196,385,000
1376	301261 00326	PICK UP	MITSUBISHI	STRADA CR 3.2L SINGLE CABIN (4X4) A/T	2008	1.085	171,000,000	185,535,000
1377	301261 00327	PICK UP	MITSUBISHI	STRADA TRITON SINGLE CABIN 2.8 (4X4) M/T	2015	1.085	255,000,000	276,675,000
1378	301261 00327	PICK UP	MITSUBISHI	STRADA TRITON SINGLE CABIN 2.8 (4X4) M/T	2014	1.085	243,000,000	263,655,000
1379	301261 00328	PICK UP	MITSUBISHI	T 120 SS 1.5 PU FD	2007	1.085	50,000,000	54,250,000
1380	301261 00328	PICK UP	MITSUBISHI	T 120 SS 1.5 PU FD	2006	1.085	48,000,000	52,080,000
1381	301261 00328	PICK UP	MITSUBISHI	T 120 SS 1.5 PU FD	2005	1.085	46,000,000	49,910,000
1382	301261 00328	PICK UP	MITSUBISHI	T 120 SS 1.5 PU FD	2004	1.085	41,000,000	44,485,000
1383	301261 00329	PICK UP	MITSUBISHI	T 120 SS PU 1.5 STD	2007	1.085	49,000,000	53,165,000
1384	301261 00329	PICK UP	MITSUBISHI	T 120 SS PU 1.5 STD	2006	1.085	48,000,000	52,080,000
1385	301261 00329	PICK UP	MITSUBISHI	T 120 SS PU 1.5 STD	2005	1.085	46,000,000	49,910,000
1386	301261 00329	PICK UP	MITSUBISHI	T 120 SS PU 1.5 STD	2004	1.085	40,000,000	43,400,000
1387	301261 00330	PICK UP	MITSUBISHI	T 120 SS PU 1.5 WD	2007	1.085	51,000,000	55,335,000
1388	301261 00330	PICK UP	MITSUBISHI	T 120 SS PU 1.5 WD	2006	1.085	49,000,000	53,165,000
1389	301261 00330	PICK UP	MITSUBISHI	T 120 SS PU 1.5 WD	2005	1.085	48,000,000	52,080,000
1390	301261 00330	PICK UP	MITSUBISHI	T 120 SS PU 1.5 WD	2004	1.085	41,000,000	44,485,000
1391	301261 00331	PICK UP	MITSUBISHI	TRITON 2.5L CC GLX HR (4X2) M/T	2019	1.085	154,000,000	167,090,000
1392	301261 00331	PICK UP	MITSUBISHI	TRITON 2.5L CC GLX HR (4X2) M/T	2018	1.085	147,000,000	159,495,000
1393	301261 00827	PICK UP	MITSUBISHI	TRITON 2.5L DC EXCEED (4X4) A/T	2019	1.085	333,000,000	361,305,000
1394	301261 00828	PICK UP	MITSUBISHI	TRITON 2.5L DC EXCEED (4X4) M/T	2019	1.085	322,000,000	349,370,000
1395	301261 00829	PICK UP	MITSUBISHI	TRITON 2.5L DC EXCEED ATHLETE (4X4) A/T	2019	1.085	347,000,000	376,495,000
1396	301261 00830	PICK UP	MITSUBISHI	TRITON 2.5L DC EXCEED ATHLETE (4X4) M/T	2019	1.085	336,000,000	364,560,000

NO	KODING	JENIS	MERЕК	TIPE	TH BUAT	BOBOT	NJKB	DP PKB
1	2	3	4	5	6	7	8	9
1397	301261 00831	PICK UP	MITSUBISHI	TRITON 2.5L DC EXCEED-H (4X4) A/T	2019	1.085	339,000,000	367,815,000
1398	301261 00832	PICK UP	MITSUBISHI	TRITON 2.5L DC EXCEED-H (4X4) M/T	2019	1.085	328,000,000	355,880,000
1399	301261 00833	PICK UP	MITSUBISHI	TRITON 2.5L DC GLS (4X4) M/T	2019	1.085	302,000,000	327,670,000
1400	301261 00834	PICK UP	MITSUBISHI	TRITON 2.5L DC HDX (4X4) M/T	2019	1.085	284,000,000	308,140,000
1401	301261 00335	PICK UP	MITSUBISHI	TRITON 2.5L DC HDX-H (4X4) M/T	2019	1.085	290,000,000	314,650,000
1402	301261 00335	PICK UP	MITSUBISHI	TRITON 2.5L DC HDX-H (4X4) M/T	2017	1.085	261,000,000	283,185,000
1403	301261 00332	PICK UP	MITSUBISHI	TRITON 2.5L SC GLX (4X2) M/T	2015	1.085	135,000,000	146,475,000
1404	301261 00333	PICK UP	MITSUBISHI	TRITON 2.5L SC GLX HR (4X2) M/T	2019	1.085	158,000,000	171,430,000
1405	301261 00333	PICK UP	MITSUBISHI	TRITON 2.5L SC GLX HR (4X2) M/T	2018	1.085	151,000,000	163,835,000
1406	301261 00333	PICK UP	MITSUBISHI	TRITON 2.5L SC GLX HR (4X2) M/T	2017	1.085	144,000,000	156,240,000
1407	301261 00334	PICK UP	MITSUBISHI	TRITON 2.5L SC HDX (4X4) M/T	2019	1.085	240,000,000	260,400,000
1408	301261 00334	PICK UP	MITSUBISHI	TRITON 2.5L SC HDX (4X4) M/T	2018	1.085	228,000,000	247,380,000
1409	301261 00334	PICK UP	MITSUBISHI	TRITON 2.5L SC HDX (4X4) M/T	2017	1.085	217,000,000	235,445,000
1410	301261 00334	PICK UP	MITSUBISHI	TRITON 2.5L SC HDX (4X4) M/T	2016	1.085	207,000,000	224,595,000
1411	301261 00334	PICK UP	MITSUBISHI	TRITON 2.5L SC HDX (4X4) M/T	2015	1.085	197,000,000	213,745,000
1412	301267 00006	PICK UP	MORINA	1.300 1.256cc	1991	1.085	6,000,000	6,510,000
1413	301267 00006	PICK UP	MORINA	1.300 1.256cc	1990	1.085	4,000,000	4,340,000
1414	301267 00007	PICK UP	MORINA	MORINA	1980	1.085	5,500,000	5,967,500
1415	301284 00223	PICK UP	NISSAN	FRONTIER KING CAB	2007	1.085	161,000,000	174,685,000
1416	301284 00223	PICK UP	NISSAN	FRONTIER KING CAB	2006	1.085	159,000,000	172,515,000
1417	301284 00223	PICK UP	NISSAN	FRONTIER KING CAB	2005	1.085	148,000,000	160,580,000
1418	301284 00223	PICK UP	NISSAN	FRONTIER KING CAB	2004	1.085	135,000,000	146,475,000
1419	301284 00223	PICK UP	NISSAN	FRONTIER KING CAB	2003	1.085	125,000,000	135,625,000
1420	301284 00223	PICK UP	NISSAN	FRONTIER KING CAB	2002	1.085	121,000,000	131,285,000
1421	301284 00224	PICK UP	NISSAN	FRONTIER NAVARA A/T	2015	1.085	324,000,000	351,540,000
1422	301284 00224	PICK UP	NISSAN	FRONTIER NAVARA A/T	2014	1.085	309,000,000	335,265,000
1423	301284 00225	PICK UP	NISSAN	FRONTIER NAVARA M/T	2015	1.085	315,000,000	341,775,000
1424	301284 00225	PICK UP	NISSAN	FRONTIER NAVARA M/T	2014	1.085	300,000,000	325,500,000
1425	301284 00755	PICK UP	NISSAN	NAVARA SL 2.5 (4X4) M/T	2019	1.085	322,000,000	349,370,000
1426	301284 00756	PICK UP	NISSAN	NAVARA VL 2.5 (4X4) A/T	2019	1.085	370,000,000	401,450,000
1427	301284 00757	PICK UP	NISSAN	NAVARA VL 2.5 (4X4) M/T	2019	1.085	358,000,000	388,430,000
1428	301284 00226	PICK UP	NISSAN	NP 300 FRONTIER (4X4) M/T	2012	1.085	230,000,000	249,550,000
1429	301284 00226	PICK UP	NISSAN	NP 300 FRONTIER (4X4) M/T	2011	1.085	219,000,000	237,615,000
1430	301284 00226	PICK UP	NISSAN	NP 300 FRONTIER (4X4) M/T	2010	1.085	209,000,000	226,765,000
1431	301284 00226	PICK UP	NISSAN	NP 300 FRONTIER (4X4) M/T	2009	1.085	190,000,000	206,150,000
1432	301284 00227	PICK UP	NISSAN	NP 300 FRONTIER Hi (4X4) M/T	2012	1.085	245,000,000	265,825,000
1433	301284 00227	PICK UP	NISSAN	NP 300 FRONTIER Hi (4X4) M/T	2011	1.085	233,000,000	252,805,000
1434	301284 00227	PICK UP	NISSAN	NP 300 FRONTIER Hi (4X4) M/T	2010	1.085	222,000,000	240,870,000
1435	301284 00227	PICK UP	NISSAN	NP 300 FRONTIER Hi (4X4) M/T	2009	1.085	202,000,000	219,170,000
1436	301307 00050	PICK UP	PROTON	ARENA 1.5L MT	2015	1.085	93,000,000	100,905,000
1437	301307 00050	PICK UP	PROTON	ARENA 1.5L MT	2014	1.085	89,000,000	96,565,000
1438	301307 00050	PICK UP	PROTON	ARENA 1.5L MT	2013	1.085	86,000,000	93,310,000
1439	301307 00050	PICK UP	PROTON	ARENA 1.5L MT	2012	1.085	82,000,000	88,970,000
1440	301307 00050	PICK UP	PROTON	ARENA 1.5L MT	2011	1.085	78,000,000	84,630,000
1441	301307 00050	PICK UP	PROTON	ARENA 1.5L MT	2010	1.085	74,000,000	80,290,000
1442	301307 00050	PICK UP	PROTON	ARENA 1.5L MT	2009	1.085	67,000,000	72,695,000
1443	301307 00050	PICK UP	PROTON	ARENA 1.5L MT	2008	1.085	61,000,000	66,185,000
1444	301307 00050	PICK UP	PROTON	ARENA 1.5L MT	2007	1.085	57,000,000	61,845,000
1445	301325 00002	PICK UP	SAMSUNG	SV 110	2003	1.085	66,000,000	71,610,000
1446	301325 00002	PICK UP	SAMSUNG	SV 110	2002	1.085	62,000,000	67,270,000
1447	301325 00002	PICK UP	SAMSUNG	SV 110	2001	1.085	59,000,000	64,015,000
1448	301364 00195	PICK UP	SUZUKI	360cc	1980	1.085	5,200,000	5,642,000
1449	301364 00196	PICK UP	SUZUKI	A1J310V BY (4X2) M/T	2015	1.085	69,000,000	74,865,000
1450	301364 00208	PICK UP	SUZUKI	AEV415P CL (4X2) M/T	2019	1.085	92,000,000	99,820,000
1451	301364 00198	PICK UP	SUZUKI	AEV415P CX (4X2) M/T	2019	1.085	98,000,000	106,330,000
1452	301364 00193	PICK UP	SUZUKI	AEV415W CL (4X2) M/T	2019	1.085	93,000,000	100,905,000
1453	301364 00194	PICK UP	SUZUKI	AEV415W CX (4X2) M/T	2019	1.085	99,000,000	107,415,000
1454	301364 00197	PICK UP	SUZUKI	CARRY ST 130 FUTURA	2003	1.085	39,000,000	42,315,000
1455	301364 00197	PICK UP	SUZUKI	CARRY ST 130 FUTURA	2002	1.085	37,000,000	40,145,000
1456	301364 00197	PICK UP	SUZUKI	CARRY ST 130 FUTURA	2001	1.085	35,000,000	37,975,000
1457	301364 00197	PICK UP	SUZUKI	CARRY ST 130 FUTURA	2000	1.085	31,000,000	33,635,000
1458	301364 00197	PICK UP	SUZUKI	CARRY ST 130 FUTURA	1999	1.085	29,000,000	31,465,000
1459	301364 00197	PICK UP	SUZUKI	CARRY ST 130 FUTURA	1998	1.085	27,000,000	29,295,000
1460	301364 00197	PICK UP	SUZUKI	CARRY ST 130 FUTURA	1997	1.085	24,000,000	26,040,000
1461	301364 00197	PICK UP	SUZUKI	CARRY ST 130 FUTURA	1996	1.085	23,000,000	24,955,000
1462	301364 00197	PICK UP	SUZUKI	CARRY ST 130 FUTURA	1995	1.085	22,000,000	23,870,000
1463	301364 00197	PICK UP	SUZUKI	CARRY ST 130 FUTURA	1994	1.085	21,000,000	22,785,000
1464	301364 00197	PICK UP	SUZUKI	CARRY ST 130 FUTURA	1993	1.085	19,000,000	20,615,000
1465	301364 00197	PICK UP	SUZUKI	CARRY ST 130 FUTURA	1992	1.085	18,000,000	19,530,000
1466	301364 00197	PICK UP	SUZUKI	CARRY ST 130 FUTURA	1991	1.085	17,000,000	18,445,000
1467	301364 00199	PICK UP	SUZUKI	FUTURA ST 150	2015	1.085	71,000,000	77,035,000
1468	301364 00199	PICK UP	SUZUKI	FUTURA ST 150	2014	1.085	68,000,000	73,780,000
1469	301364 00199	PICK UP	SUZUKI	FUTURA ST 150	2013	1.085	66,000,000	71,610,000
1470	301364 00199	PICK UP	SUZUKI	FUTURA ST 150	2012	1.085	64,000,000	69,440,000
1471	301364 00199	PICK UP	SUZUKI	FUTURA ST 150	2011	1.085	62,000,000	67,270,000
1472	301364 00199	PICK UP	SUZUKI	FUTURA ST 150	2010	1.085	60,000,000	65,100,000
1473	301364 00199	PICK UP	SUZUKI	FUTURA ST 150	2009	1.085	57,000,000	61,845,000
1474	301364 00199	PICK UP	SUZUKI	FUTURA ST 150	2008	1.085	53,000,000	57,505,000
1475	301364 00199	PICK UP	SUZUKI	FUTURA ST 150	2007	1.085	49,000,000	53,165,000
1476	301364 00199	PICK UP	SUZUKI	FUTURA ST 150	2006	1.085	46,000,000	49,910,000
1477	301364 00199	PICK UP	SUZUKI	FUTURA ST 150	2005	1.085	45,000,000	48,825,000
1478	301364 00199	PICK UP	SUZUKI	FUTURA ST 150	2004	1.085	42,000,000	45,570,000
1479	301364 00199	PICK UP	SUZUKI	FUTURA ST 150	2003	1.085	41,000,000	44,485,000
1480	301364 00199	PICK UP	SUZUKI	FUTURA ST 150	2002	1.085	40,000,000	43,400,000
1481	301364 00199	PICK UP	SUZUKI	FUTURA ST 150	2001	1.085	39,000,000	42,315,000
1482	301364 00199	PICK UP	SUZUKI	FUTURA ST 150	2000	1.085	35,000,000	37,975,000
1483	301364 00200	PICK UP	SUZUKI	FUTURA ST 150 WD MEGA CARGO	2005	1.085	47,000,000	50,995,000
1484	301364 00201	PICK UP	SUZUKI	FUTURA ST 160	2003	1.085	42,000,000	45,570,000
1485	301364 00201	PICK UP	SUZUKI	FUTURA ST 160	2002	1.085	41,000,000	44,485,000
1486	301364 00201	PICK UP	SUZUKI	FUTURA ST 160	2001	1.085	40,000,000	43,400,000
1487	301364 00201	PICK UP	SUZUKI	FUTURA ST 160	2000	1.085	38,000,000	41,230,000
1488	301364 00201	PICK UP	SUZUKI	FUTURA ST 160	1999	1.085	36,000,000	39,060,000
1489	301364 00201	PICK UP	SUZUKI	FUTURA ST 160	1998	1.085	33,000,000	35,805,000
1490	301364 00201	PICK UP	SUZUKI	FUTURA ST 160	1997	1.085	29,000,000	31,465,000
1491	301364 00202	PICK UP	SUZUKI	GC 415 T (4X2) M/T	2019	1.085	94,000,000	101,990,000
1492	301364 00202	PICK UP	SUZUKI	GC 415 T (4X2) M/T	2018	1.085	90,000,000	97,650,000
1493	301364 00202	PICK UP	SUZUKI	GC 415 T (4X2) M/T	2017	1.085	86,000,000	93,310,000
1494	301364 00202	PICK UP	SUZUKI	GC 415 T (4X2) M/T	2016	1.085	82,000,000	88,970,000
1495	301364 00202	PICK UP	SUZUKI	GC 415 T (4X2) M/T	2015	1.085	78,000,000	84,630,000
1496	301364 00202	PICK UP	SUZUKI	GC 415 T (4X2) M/T	2014	1.085	75,000,000	81,375,000

NO	KODING	JENIS	MERЕК	TIPE	TH BUAT	BOBOT	NJKB	DP PKB
1	2	3	4	5	6	7	8	9
1497	301364 00202	PICK UP	SUZUKI	GC 415 T (4X2) M/T	2013	1.085	72,000,000	78,120,000
1498	301364 00202	PICK UP	SUZUKI	GC 415 T (4X2) M/T	2012	1.085	69,000,000	74,865,000
1499	301364 00202	PICK UP	SUZUKI	GC 415 T (4X2) M/T	2011	1.085	66,000,000	71,610,000
1500	301364 00203	PICK UP	SUZUKI	KARIMUN SL 410 R	2005	1.085	56,000,000	60,760,000
1501	301364 00203	PICK UP	SUZUKI	KARIMUN SL 410 R	2004	1.085	53,000,000	57,505,000
1502	301364 00203	PICK UP	SUZUKI	KARIMUN SL 410 R	2003	1.085	52,000,000	56,420,000
1503	301364 00203	PICK UP	SUZUKI	KARIMUN SL 410 R	2002	1.085	50,000,000	54,250,000
1504	301364 00203	PICK UP	SUZUKI	KARIMUN SL 410 R	2001	1.085	49,000,000	53,165,000
1505	301364 00203	PICK UP	SUZUKI	KARIMUN SL 410 R	2000	1.085	47,000,000	50,995,000
1506	301364 00203	PICK UP	SUZUKI	KARIMUN SL 410 R	1999	1.085	45,000,000	48,825,000
1507	301364 00204	PICK UP	SUZUKI	SJ 413 WK-CARIBIAN (4x4) CBU	2009	1.085	89,000,000	96,565,000
1508	301364 00204	PICK UP	SUZUKI	SJ 413 WK-CARIBIAN (4x4) CBU	2008	1.085	84,000,000	91,140,000
1509	301364 00204	PICK UP	SUZUKI	SJ 413 WK-CARIBIAN (4x4) CBU	2007	1.085	70,000,000	75,950,000
1510	301364 00204	PICK UP	SUZUKI	SJ 413 WK-CARIBIAN (4x4) CBU	2006	1.085	68,000,000	73,780,000
1511	301364 00204	PICK UP	SUZUKI	SJ 413 WK-CARIBIAN (4x4) CBU	2005	1.085	63,000,000	68,355,000
1512	301364 00204	PICK UP	SUZUKI	SJ 413 WK-CARIBIAN (4x4) CBU	2004	1.085	59,000,000	64,015,000
1513	301364 00205	PICK UP	SUZUKI	ST 150-PICK UP	2019	1.085	86,000,000	93,310,000
1514	301364 00205	PICK UP	SUZUKI	ST 150-PICK UP	2018	1.085	82,000,000	88,970,000
1515	301364 00205	PICK UP	SUZUKI	ST 150-PICK UP	2017	1.085	78,000,000	84,630,000
1516	301364 00205	PICK UP	SUZUKI	ST 150-PICK UP	2016	1.085	75,000,000	81,375,000
1517	301364 00205	PICK UP	SUZUKI	ST 150-PICK UP	2015	1.085	72,000,000	78,120,000
1518	301364 00205	PICK UP	SUZUKI	ST 150-PICK UP	2014	1.085	69,000,000	74,865,000
1519	301364 00205	PICK UP	SUZUKI	ST 150-PICK UP	2013	1.085	66,000,000	71,610,000
1520	301364 00205	PICK UP	SUZUKI	ST 150-PICK UP	2012	1.085	63,000,000	68,355,000
1521	301364 00205	PICK UP	SUZUKI	ST 150-PICK UP	2011	1.085	60,000,000	65,100,000
1522	301364 00206	PICK UP	SUZUKI	ST 20, 550cc	1983	1.085	9,000,000	9,765,000
1523	301364 00206	PICK UP	SUZUKI	ST 20, 550cc	1982	1.085	8,000,000	8,680,000
1524	301364 00206	PICK UP	SUZUKI	ST 20, 550cc	1981	1.085	7,000,000	7,595,000
1525	301364 00206	PICK UP	SUZUKI	ST 20, 550cc	1980	1.085	5,500,000	5,967,500
1526	301364 00207	PICK UP	SUZUKI	SUPER CARRY ST 100	2012	1.085	67,000,000	72,695,000
1527	301364 00207	PICK UP	SUZUKI	SUPER CARRY ST 100	2011	1.085	64,000,000	69,440,000
1528	301364 00207	PICK UP	SUZUKI	SUPER CARRY ST 100	2010	1.085	61,000,000	66,185,000
1529	301364 00207	PICK UP	SUZUKI	SUPER CARRY ST 100	2009	1.085	55,000,000	59,675,000
1530	301364 00207	PICK UP	SUZUKI	SUPER CARRY ST 100	2008	1.085	52,000,000	56,420,000
1531	301364 00207	PICK UP	SUZUKI	SUPER CARRY ST 100	2007	1.085	48,000,000	52,080,000
1532	301364 00207	PICK UP	SUZUKI	SUPER CARRY ST 100	2006	1.085	45,000,000	48,825,000
1533	301364 00207	PICK UP	SUZUKI	SUPER CARRY ST 100	2005	1.085	42,000,000	45,570,000
1534	301364 00207	PICK UP	SUZUKI	SUPER CARRY ST 100	2004	1.085	39,000,000	42,315,000
1535	301364 00207	PICK UP	SUZUKI	SUPER CARRY ST 100	2003	1.085	37,000,000	40,145,000
1536	301364 00207	PICK UP	SUZUKI	SUPER CARRY ST 100	2002	1.085	36,000,000	39,060,000
1537	301364 00207	PICK UP	SUZUKI	SUPER CARRY ST 100	2001	1.085	34,000,000	36,890,000
1538	301364 00207	PICK UP	SUZUKI	SUPER CARRY ST 100	2000	1.085	31,000,000	33,635,000
1539	301364 00207	PICK UP	SUZUKI	SUPER CARRY ST 100	1999	1.085	28,000,000	30,380,000
1540	301364 00207	PICK UP	SUZUKI	SUPER CARRY ST 100	1998	1.085	26,000,000	28,210,000
1541	301364 00207	PICK UP	SUZUKI	SUPER CARRY ST 100	1997	1.085	24,000,000	26,040,000
1542	301364 00207	PICK UP	SUZUKI	SUPER CARRY ST 100	1996	1.085	23,000,000	24,955,000
1543	301364 00207	PICK UP	SUZUKI	SUPER CARRY ST 100	1995	1.085	22,000,000	23,870,000
1544	301364 00207	PICK UP	SUZUKI	SUPER CARRY ST 100	1994	1.085	20,000,000	21,700,000
1545	301364 00207	PICK UP	SUZUKI	SUPER CARRY ST 100	1993	1.085	19,000,000	20,615,000
1546	301364 00207	PICK UP	SUZUKI	SUPER CARRY ST 100	1992	1.085	18,000,000	19,530,000
1547	301364 00207	PICK UP	SUZUKI	SUPER CARRY ST 100	1991	1.085	17,000,000	18,445,000
1548	301364 00207	PICK UP	SUZUKI	SUPER CARRY ST 100	1990	1.085	15,000,000	16,275,000
1549	301364 00207	PICK UP	SUZUKI	SUPER CARRY ST 100	1989	1.085	14,500,000	15,732,500
1550	301364 00207	PICK UP	SUZUKI	SUPER CARRY ST 100	1988	1.085	14,000,000	15,190,000
1551	301364 00207	PICK UP	SUZUKI	SUPER CARRY ST 100	1987	1.085	13,500,000	14,647,500
1552	301364 00207	PICK UP	SUZUKI	SUPER CARRY ST 100	1986	1.085	13,000,000	14,105,000
1553	301364 00207	PICK UP	SUZUKI	SUPER CARRY ST 100	1985	1.085	12,000,000	13,020,000
1554	301364 00207	PICK UP	SUZUKI	SUPER CARRY ST 100	1984	1.085	11,000,000	11,935,000
1555	301364 00207	PICK UP	SUZUKI	SUPER CARRY ST 100	1983	1.085	10,000,000	10,850,000
1556	301369 00011	PICK UP	TATA	ACE EX2	2019	1.085	65,000,000	70,525,000
1557	301369 00011	PICK UP	TATA	ACE EX2	2018	1.085	62,000,000	67,270,000
1558	301369 00011	PICK UP	TATA	ACE EX2	2017	1.085	59,000,000	64,015,000
1559	301369 00011	PICK UP	TATA	ACE EX2	2016	1.085	57,000,000	61,845,000
1560	301369 00012	PICK UP	TATA	ACE EX2 CAB CHS	2019	1.085	61,000,000	66,185,000
1561	301369 00012	PICK UP	TATA	ACE EX2 CAB CHS	2018	1.085	58,000,000	62,930,000
1562	301369 00012	PICK UP	TATA	ACE EX2 CAB CHS	2017	1.085	56,000,000	60,760,000
1563	301369 00012	PICK UP	TATA	ACE EX2 CAB CHS	2016	1.085	54,000,000	58,590,000
1564	301369 00013	PICK UP	TATA	PRIMA LX 2528.K 45 WB CAB CHS	2018	1.085	375,000,000	406,875,000
1565	301369 00014	PICK UP	TATA	SUPER ACE DLE 1.4	2018	1.085	76,000,000	82,460,000
1566	301369 00014	PICK UP	TATA	SUPER ACE DLE 1.4	2017	1.085	75,000,000	81,375,000
1567	301369 00014	PICK UP	TATA	SUPER ACE DLE 1.4	2016	1.085	73,000,000	79,205,000
1568	301369 00014	PICK UP	TATA	SUPER ACE DLE 1.4	2015	1.085	71,000,000	77,035,000
1569	301369 00014	PICK UP	TATA	SUPER ACE DLE 1.4	2014	1.085	69,000,000	74,865,000
1570	301369 00014	PICK UP	TATA	SUPER ACE DLE 1.4	2013	1.085	68,000,000	73,780,000
1571	301369 00015	PICK UP	TATA	SUPER ACE DLS 1.4	2015	1.085	76,000,000	82,460,000
1572	301369 00015	PICK UP	TATA	SUPER ACE DLS 1.4	2014	1.085	75,000,000	81,375,000
1573	301369 00015	PICK UP	TATA	SUPER ACE DLS 1.4	2013	1.085	70,000,000	75,950,000
1574	301369 00016	PICK UP	TATA	SUPER ACE DLS 1.4 CAB CHS	2018	1.085	56,000,000	60,760,000
1575	301369 00016	PICK UP	TATA	SUPER ACE DLS 1.4 CAB CHS	2017	1.085	55,000,000	59,675,000
1576	301369 00016	PICK UP	TATA	SUPER ACE DLS 1.4 CAB CHS	2016	1.085	54,000,000	58,590,000
1577	301369 00017	PICK UP	TATA	SUPER ACE DLS 1.4 M/T	2018	1.085	62,000,000	67,270,000
1578	301369 00017	PICK UP	TATA	SUPER ACE DLS 1.4 M/T	2017	1.085	62,000,000	67,270,000
1579	301369 00017	PICK UP	TATA	SUPER ACE DLS 1.4 M/T	2016	1.085	59,000,000	64,015,000
1580	301369 00018	PICK UP	TATA	SUPER ACE HT DLE 1.4	2019	1.085	107,000,000	116,095,000
1581	301369 00018	PICK UP	TATA	SUPER ACE HT DLE 1.4	2018	1.085	102,000,000	110,670,000
1582	301369 00019	PICK UP	TATA	SUPER ACE HT DLS 1.4	2019	1.085	98,000,000	106,330,000
1583	301369 00019	PICK UP	TATA	SUPER ACE HT DLS 1.4	2018	1.085	94,000,000	101,990,000
1584	301369 00019	PICK UP	TATA	SUPER ACE HT DLS 1.4	2017	1.085	90,000,000	97,650,000
1585	301369 00020	PICK UP	TATA	SUPER ACE HT DLS 1.4 CAB CHS	2019	1.085	94,000,000	101,990,000
1586	301369 00020	PICK UP	TATA	SUPER ACE HT DLS 1.4 CAB CHS	2018	1.085	90,000,000	97,650,000
1587	301369 00021	PICK UP	TATA	XENON HEAVY DUTY	2018	1.085	86,000,000	93,310,000
1588	301369 00021	PICK UP	TATA	XENON HEAVY DUTY	2017	1.085	82,000,000	88,970,000
1589	301369 00022	PICK UP	TATA	XENON HEAVY DUTY PICK UP	2019	1.085	134,000,000	145,390,000
1590	301369 00022	PICK UP	TATA	XENON HEAVY DUTY PICK UP	2018	1.085	128,000,000	138,880,000
1591	301369 00023	PICK UP	TATA	XENON RX 3.0	2018	1.085	84,000,000	91,140,000
1592	301369 00023	PICK UP	TATA	XENON RX 3.0	2017	1.085	83,000,000	90,055,000
1593	301369 00024	PICK UP	TATA	XENON RX 3.0 CAB CHS	2019	1.085	124,000,000	134,540,000
1594	301369 00024	PICK UP	TATA	XENON RX 3.0 CAB CHS	2018	1.085	118,000,000	128,030,000
1595	301369 00024	PICK UP	TATA	XENON RX 3.0 CAB CHS	2017	1.085	113,000,000	122,605,000
1596	301369 00024	PICK UP	TATA	XENON RX 3.0 CAB CHS	2016	1.085	108,000,000	117,180,000

NO	KODING	JENIS	MERЕК	TIPE	TH BUAT	BOBOT	NJKB	DP PKB
1	2	3	4	5	6	7	8	9
1597	301369 00025	PICK UP	TATA	XENON RX 3.0 M/T	2017	1.085	83,000,000	90,055,000
1598	301369 00025	PICK UP	TATA	XENON RX 3.0 M/T	2016	1.085	82,000,000	88,970,000
1599	301369 00025	PICK UP	TATA	XENON RX 3.0 M/T	2015	1.085	81,000,000	87,885,000
1600	301369 00025	PICK UP	TATA	XENON RX 3.0 M/T	2014	1.085	80,000,000	86,800,000
1601	301369 00047	PICK UP	TATA	XENON XT 2.2 DC 4X4	2019	1.085	253,000,000	274,505,000
1602	301379 00001	PICK UP	TOSSA	ТСА 1000-1 (4X2) M/T	2015	1.085	54,000,000	58,590,000
1603	301379 00001	PICK UP	TOSSA	ТСА 1000-1 (4X2) M/T	2014	1.085	51,000,000	55,335,000
1604	301379 00001	PICK UP	TOSSA	ТСА 1000-1 (4X2) M/T	2013	1.085	47,000,000	50,995,000
1605	301379 00001	PICK UP	TOSSA	ТСА 1000-1 (4X2) M/T	2012	1.085	45,000,000	48,825,000
1606	301379 00001	PICK UP	TOSSA	ТСА 1000-1 (4X2) M/T	2011	1.085	43,000,000	46,655,000
1607	301379 00001	PICK UP	TOSSA	ТСА 1000-1 (4X2) M/T	2010	1.085	41,000,000	44,485,000
1608	301379 00001	PICK UP	TOSSA	ТСА 1000-1 (4X2) M/T	2009	1.085	37,000,000	40,145,000
1609	301379 00001	PICK UP	TOSSA	ТСА 1000-1 (4X2) M/T	2008	1.085	35,000,000	37,975,000
1610	301381 00901	PICK UP	TOYOTA	HI ACE, LH 11 RJRY / 2.188cc DIESEL	1985	1.085	18,000,000	19,530,000
1611	301381 00901	PICK UP	TOYOTA	HI ACE, LH 11 RJRY / 2.188cc DIESEL	1984	1.085	17,000,000	18,445,000
1612	301381 00901	PICK UP	TOYOTA	HI ACE, LH 11 RJRY / 2.188cc DIESEL	1983	1.085	16,000,000	17,360,000
1613	301381 00901	PICK UP	TOYOTA	HI ACE, LH 11 RJRY / 2.188cc DIESEL	1982	1.085	15,000,000	16,275,000
1614	301381 00901	PICK UP	TOYOTA	HI ACE, LH 11 RJRY / 2.188cc DIESEL	1981	1.085	14,000,000	15,190,000
1615	301381 00901	PICK UP	TOYOTA	HI ACE, LH 11 RJRY / 2.188cc DIESEL	1980	1.085	13,000,000	14,105,000
1616	301381 00901	PICK UP	TOYOTA	HI ACE, LH 11 RJRY / 2.188cc DIESEL	1978	1.085	13,000,000	14,105,000
1617	301381 00901	PICK UP	TOYOTA	HI ACE, LH 11 RJRY / 2.188cc DIESEL	1976	1.085	13,000,000	14,105,000
1618	301381 00902	PICK UP	TOYOTA	HI ACE, RH IRJRY	1980	1.085	10,000,000	10,850,000
1619	301381 00903	PICK UP	TOYOTA	HI ACE, RH IRJRY RH RJRY 3,5 RH 11 RJRY 3	1981	1.085	12,000,000	13,020,000
1620	301381 00903	PICK UP	TOYOTA	HI ACE, RH IRJRY RH RJRY 3,5 RH 11 RJRY 3	1980	1.085	10,000,000	10,850,000
1621	301381 00903	PICK UP	TOYOTA	HI ACE, RH IRJRY RH RJRY 3,5 RH 11 RJRY 3	1978	1.085	10,000,000	10,850,000
1622	301381 00903	PICK UP	TOYOTA	HI ACE, RH IRJRY RH RJRY 3,5 RH 11 RJRY 3	1977	1.085	10,000,000	10,850,000
1623	301381 00904	PICK UP	TOYOTA	HI ACE, RH RJRY 3,5	1981	1.085	7,400,000	8,029,000
1624	301381 00904	PICK UP	TOYOTA	HI ACE, RH RJRY 3,5	1980	1.085	7,000,000	7,595,000
1625	301381 00905	PICK UP	TOYOTA	HI LUX	1980	1.085	9,000,000	9,765,000
1626	301381 00906	PICK UP	TOYOTA	HI LUX 2.0L MT	2010	1.085	102,000,000	110,670,000
1627	301381 00906	PICK UP	TOYOTA	HI LUX 2.0L MT	2009	1.085	100,000,000	108,500,000
1628	301381 01099	PICK UP	TOYOTA	HILUX 2.4E EXTRA CABIN 4X4 M/T	2019	1.085	272,000,000	295,120,000
1629	301381 00909	PICK UP	TOYOTA	HILUX 2.4E EXTRA CABIN 4X4 M/T (GUN125R-CTFLHD)	2018	1.085	261,000,000	283,185,000
1630	301381 00908	PICK UP	TOYOTA	HILUX 2,5E EXTRA CABIN (4X4) M/T	2016	1.085	237,000,000	257,145,000
1631	301381 00908	PICK UP	TOYOTA	HILUX 2,5E EXTRA CABIN (4X4) M/T	2015	1.085	232,000,000	251,720,000
1632	301381 00910	PICK UP	TOYOTA	HILUX 2.5 EXTRA CABIN 4X4 M/T (GUN125R-CTFLHD)	2017	1.085	254,000,000	275,590,000
1633	301381 00911	PICK UP	TOYOTA	HILUX 3.0 SINGLE CABIN (KUN26R-TRMDYQ3)	2007	1.085	125,000,000	135,625,000
1634	301381 00911	PICK UP	TOYOTA	HILUX 3.0 SINGLE CABIN (KUN26R-TRMDYQ3)	2006	1.085	123,000,000	133,455,000
1635	301381 00912	PICK UP	TOYOTA	HILUX LN 167	2003	1.085	234,000,000	253,890,000
1636	301381 00913	PICK UP	TOYOTA	HILUX LN 85	1994	1.085	165,000,000	179,025,000
1637	301381 00915	PICK UP	TOYOTA	HILUX PICK UP 2.0 C/C M/T	2015	1.085	128,000,000	138,880,000
1638	301381 00915	PICK UP	TOYOTA	HILUX PICK UP 2.0 C/C M/T	2014	1.085	122,000,000	132,370,000
1639	301381 00915	PICK UP	TOYOTA	HILUX PICK UP 2.0 C/C M/T	2013	1.085	116,000,000	125,860,000
1640	301381 00915	PICK UP	TOYOTA	HILUX PICK UP 2.0 C/C M/T	2012	1.085	110,000,000	119,350,000
1641	301381 00915	PICK UP	TOYOTA	HILUX PICK UP 2.0 C/C M/T	2011	1.085	105,000,000	113,925,000
1642	301381 00915	PICK UP	TOYOTA	HILUX PICK UP 2.0 C/C M/T	2010	1.085	100,000,000	108,500,000
1643	301381 00915	PICK UP	TOYOTA	HILUX PICK UP 2.0 C/C M/T	2009	1.085	95,000,000	103,075,000
1644	301381 00916	PICK UP	TOYOTA	HILUX PICK UP 2.0 L M/T	2015	1.085	137,000,000	148,645,000
1645	301381 00916	PICK UP	TOYOTA	HILUX PICK UP 2.0 L M/T	2014	1.085	130,000,000	141,050,000
1646	301381 00916	PICK UP	TOYOTA	HILUX PICK UP 2.0 L M/T	2013	1.085	124,000,000	134,540,000
1647	301381 00916	PICK UP	TOYOTA	HILUX PICK UP 2.0 L M/T	2012	1.085	112,000,000	121,520,000
1648	301381 00916	PICK UP	TOYOTA	HILUX PICK UP 2.0 L M/T	2011	1.085	107,000,000	116,095,000
1649	301381 00916	PICK UP	TOYOTA	HILUX PICK UP 2.0 L M/T	2010	1.085	104,000,000	112,840,000
1650	301381 00916	PICK UP	TOYOTA	HILUX PICK UP 2.0 L M/T	2009	1.085	101,000,000	109,585,000
1651	301381 00916	PICK UP	TOYOTA	HILUX PICK UP 2.0 L M/T	2008	1.085	98,000,000	106,330,000
1652	301381 00916	PICK UP	TOYOTA	HILUX PICK UP 2.0 L M/T	2007	1.085	93,000,000	100,905,000
1653	301381 00917	PICK UP	TOYOTA	HILUX PICK UP 2.0 M/T	2019	1.085	216,000,000	234,360,000
1654	301381 00917	PICK UP	TOYOTA	HILUX PICK UP 2.0 M/T	2018	1.085	206,000,000	223,510,000
1655	301381 00917	PICK UP	TOYOTA	HILUX PICK UP 2.0 M/T	2017	1.085	196,000,000	212,660,000
1656	301381 00917	PICK UP	TOYOTA	HILUX PICK UP 2.0 M/T	2016	1.085	187,000,000	202,895,000
1657	301381 00917	PICK UP	TOYOTA	HILUX PICK UP 2.0 M/T	2015	1.085	178,000,000	193,130,000
1658	301381 00918	PICK UP	TOYOTA	HILUX PICK UP 2.0 M/T (TGN110R-BTMXKD)	2018	1.085	159,000,000	172,515,000
1659	301381 00914	PICK UP	TOYOTA	HILUX PICK UP 2.0 (TGN10R-TRMDKD)	2015	1.085	135,000,000	146,475,000
1660	301381 00914	PICK UP	TOYOTA	HILUX PICK UP 2.0 (TGN10R-TRMDKD)	2014	1.085	128,000,000	138,880,000
1661	301381 00914	PICK UP	TOYOTA	HILUX PICK UP 2.0 (TGN10R-TRMDKD)	2013	1.085	122,000,000	132,370,000
1662	301381 00914	PICK UP	TOYOTA	HILUX PICK UP 2.0 (TGN10R-TRMDKD)	2012	1.085	116,000,000	125,860,000
1663	301381 00914	PICK UP	TOYOTA	HILUX PICK UP 2.0 (TGN10R-TRMDKD)	2011	1.085	110,000,000	119,350,000
1664	301381 00914	PICK UP	TOYOTA	HILUX PICK UP 2.0 (TGN10R-TRMDKD)	2010	1.085	105,000,000	113,925,000
1665	301381 00914	PICK UP	TOYOTA	HILUX PICK UP 2.0 (TGN10R-TRMDKD)	2009	1.085	100,000,000	108,500,000
1666	301381 00914	PICK UP	TOYOTA	HILUX PICK UP 2.0 (TGN10R-TRMDKD)	2008	1.085	95,000,000	103,075,000
1667	301381 00914	PICK UP	TOYOTA	HILUX PICK UP 2.0 (TGN10R-TRMDKD)	2007	1.085	90,000,000	97,650,000
1668	301381 00914	PICK UP	TOYOTA	HILUX PICK UP 2.0 (TGN10R-TRMDKD)	2006	1.085	86,000,000	93,310,000
1669	301381 01102	PICK UP	TOYOTA	HILUX PICK UP 2.4 DSL 4X4 M/T	2019	1.085	191,000,000	207,235,000
1670	301381 01103	PICK UP	TOYOTA	HILUX PICK UP 2.4 DSL M/T	2019	1.085	182,000,000	197,470,000
1671	301381 00919	PICK UP	TOYOTA	HILUX PICK UP 2.5 DSL M/T	2019	1.085	182,000,000	197,470,000
1672	301381 00919	PICK UP	TOYOTA	HILUX PICK UP 2.5 DSL M/T	2018	1.085	173,000,000	187,705,000
1673	301381 00919	PICK UP	TOYOTA	HILUX PICK UP 2.5 DSL M/T	2017	1.085	165,000,000	179,025,000
1674	301381 00919	PICK UP	TOYOTA	HILUX PICK UP 2.5 DSL M/T	2016	1.085	157,000,000	170,345,000
1675	301381 00919	PICK UP	TOYOTA	HILUX PICK UP 2.5 DSL M/T	2015	1.085	150,000,000	162,750,000
1676	301381 00920	PICK UP	TOYOTA	HILUX PICK UP 2.5 DSL M/T (KUN112R-BTMXYD)	2018	1.085	172,000,000	186,620,000
1677	301381 00922	PICK UP	TOYOTA	HILUX PICK UP 2.5L DSL M/T	2016	1.085	156,000,000	169,260,000
1678	301381 00922	PICK UP	TOYOTA	HILUX PICK UP 2.5L DSL M/T	2015	1.085	148,000,000	160,580,000
1679	301381 00922	PICK UP	TOYOTA	HILUX PICK UP 2.5L DSL M/T	2014	1.085	141,000,000	152,985,000
1680	301381 00922	PICK UP	TOYOTA	HILUX PICK UP 2.5L DSL M/T	2013	1.085	134,000,000	145,390,000
1681	301381 00922	PICK UP	TOYOTA	HILUX PICK UP 2.5L DSL M/T	2012	1.085	127,000,000	137,795,000
1682	301381 00922	PICK UP	TOYOTA	HILUX PICK UP 2.5L DSL M/T	2011	1.085	121,000,000	131,285,000
1683	301381 00921	PICK UP	TOYOTA	HILUX PICK UP 2.0 M/T	2011	1.085	107,000,000	116,095,000
1684	301381 00923	PICK UP	TOYOTA	HILUX PICK UP 4X4 3.000 S.CABIN LN166R-TRMDS	2007	1.085	163,000,000	176,855,000
1685	301381 00923	PICK UP	TOYOTA	HILUX PICK UP 4X4 3.000 S.CABIN LN166R-TRMDS	2006	1.085	161,000,000	174,685,000
1686	301381 00923	PICK UP	TOYOTA	HILUX PICK UP 4X4 3.000 S.CABIN LN166R-TRMDS	2005	1.085	159,000,000	172,515,000
1687	301381 00923	PICK UP	TOYOTA	HILUX PICK UP 4X4 3.000 S.CABIN LN166R-TRMDS	2004	1.085	151,000,000	163,835,000
1688	301381 00923	PICK UP	TOYOTA	HILUX PICK UP 4X4 3.000 S.CABIN LN166R-TRMDS	2003	1.085	150,000,000	162,750,000
1689	301381 00907	PICK UP	TOYOTA	HILUX RN25 JR	1980	1.085	9,000,000	9,765,000
1690	301381 00924	PICK UP	TOYOTA	HILUX SURF 4WD	2000	1.085	219,000,000	237,615,000
1691	301381 00924	PICK UP	TOYOTA	HILUX SURF 4WD	1999	1.085	196,000,000	212,660,000
1692	301381 00924	PICK UP	TOYOTA	HILUX SURF 4WD	1998	1.085	186,000,000	201,810,000
1693	301381 00925	PICK UP	TOYOTA	HILUX VIGO 2.5E MT	2005	1.085	167,000,000	181,195,000
1694	301381 00926	PICK UP	TOYOTA	HILUX VIGO 3.0 AUTOMATIC	2012	1.085	356,000,000	386,260,000
1695	301381 00926	PICK UP	TOYOTA	HILUX VIGO 3.0 AUTOMATIC	2011	1.085	339,000,000	367,815,000
1696	301381 00926	PICK UP	TOYOTA	HILUX VIGO 3.0 AUTOMATIC	2010	1.085	323,000,000	350,455,000

NO	KODING	JENIS	MERЕК	TIPE	TH BUAT	BOBOT	NJKB	DP PKB
1	2	3	4	5	6	7	8	9
1697	301381 00926	PICK UP	TOYOTA	HILUX VIGO 3.0 AUTOMATIC	2009	1.085	294,000,000	318,990,000
1698	301381 00926	PICK UP	TOYOTA	HILUX VIGO 3.0 AUTOMATIC	2008	1.085	277,000,000	300,545,000
1699	301381 00926	PICK UP	TOYOTA	HILUX VIGO 3.0 AUTOMATIC	2007	1.085	224,000,000	243,040,000
1700	301381 00926	PICK UP	TOYOTA	HILUX VIGO 3.0 AUTOMATIC	2006	1.085	214,000,000	232,190,000
1701	301381 00928	PICK UP	TOYOTA	HILUX VIGO 3.0G MT	2005	1.085	190,000,000	206,150,000
1702	301381 00927	PICK UP	TOYOTA	HILUX VIGO 3.0 M/T	2012	1.085	337,000,000	365,645,000
1703	301381 00927	PICK UP	TOYOTA	HILUX VIGO 3.0 M/T	2011	1.085	321,000,000	348,285,000
1704	301381 00927	PICK UP	TOYOTA	HILUX VIGO 3.0 M/T	2010	1.085	306,000,000	332,010,000
1705	301381 00927	PICK UP	TOYOTA	HILUX VIGO 3.0 M/T	2009	1.085	278,000,000	301,630,000
1706	301381 00927	PICK UP	TOYOTA	HILUX VIGO 3.0 M/T	2008	1.085	262,000,000	284,270,000
1707	301381 00927	PICK UP	TOYOTA	HILUX VIGO 3.0 M/T	2007	1.085	210,000,000	227,850,000
1708	301381 00927	PICK UP	TOYOTA	HILUX VIGO 3.0 M/T	2006	1.085	199,000,000	215,915,000
1709	301381 00929	PICK UP	TOYOTA	HILUX X2	1999	1.085	156,000,000	169,260,000
1710	301381 00930	PICK UP	TOYOTA	KIJANG K 21	1980	1.085	7,700,000	8,354,500
1711	301381 00931	PICK UP	TOYOTA	KIJANG KF 10	1982	1.085	13,000,000	14,105,000
1712	301381 00931	PICK UP	TOYOTA	KIJANG KF 10	1981	1.085	12,000,000	13,020,000
1713	301381 00931	PICK UP	TOYOTA	KIJANG KF 10	1980	1.085	11,000,000	11,935,000
1714	301381 00931	PICK UP	TOYOTA	KIJANG KF 10	1979	1.085	11,000,000	11,935,000
1715	301381 00931	PICK UP	TOYOTA	KIJANG KF 10	1978	1.085	11,000,000	11,935,000
1716	301381 00931	PICK UP	TOYOTA	KIJANG KF 10	1977	1.085	11,000,000	11,935,000
1717	301381 00932	PICK UP	TOYOTA	KIJANG KF 20	1986	1.085	17,000,000	18,445,000
1718	301381 00932	PICK UP	TOYOTA	KIJANG KF 20	1985	1.085	16,000,000	17,360,000
1719	301381 00932	PICK UP	TOYOTA	KIJANG KF 20	1984	1.085	15,000,000	16,275,000
1720	301381 00932	PICK UP	TOYOTA	KIJANG KF 20	1983	1.085	14,000,000	15,190,000
1721	301381 00932	PICK UP	TOYOTA	KIJANG KF 20	1982	1.085	13,000,000	14,105,000
1722	301381 00932	PICK UP	TOYOTA	KIJANG KF 20	1981	1.085	12,000,000	13,020,000
1723	301381 00932	PICK UP	TOYOTA	KIJANG KF 20	1980	1.085	11,000,000	11,935,000
1724	301381 00933	PICK UP	TOYOTA	KIJANG KF 21	1986	1.085	17,000,000	18,445,000
1725	301381 00933	PICK UP	TOYOTA	KIJANG KF 21	1985	1.085	16,000,000	17,360,000
1726	301381 00933	PICK UP	TOYOTA	KIJANG KF 21	1984	1.085	15,000,000	16,275,000
1727	301381 00933	PICK UP	TOYOTA	KIJANG KF 21	1983	1.085	14,000,000	15,190,000
1728	301381 00933	PICK UP	TOYOTA	KIJANG KF 21	1982	1.085	13,000,000	14,105,000
1729	301381 00933	PICK UP	TOYOTA	KIJANG KF 21	1981	1.085	12,000,000	13,020,000
1730	301381 00933	PICK UP	TOYOTA	KIJANG KF 21	1980	1.085	11,000,000	11,935,000
1731	301381 00934	PICK UP	TOYOTA	KIJANG KF 80 STD	2002	1.085	53,000,000	57,505,000
1732	301381 00934	PICK UP	TOYOTA	KIJANG KF 80 STD	2001	1.085	50,000,000	54,250,000
1733	301381 00934	PICK UP	TOYOTA	KIJANG KF 80 STD	2000	1.085	48,000,000	52,080,000
1734	301381 00934	PICK UP	TOYOTA	KIJANG KF 80 STD	1999	1.085	46,000,000	49,910,000
1735	301381 00934	PICK UP	TOYOTA	KIJANG KF 80 STD	1998	1.085	44,000,000	47,740,000
1736	301381 00934	PICK UP	TOYOTA	KIJANG KF 80 STD	1997	1.085	42,000,000	45,570,000
1737	301381 00935	PICK UP	TOYOTA	KIJANG KF 80 SUPER	1997	1.085	44,000,000	47,740,000
1738	301381 00936	PICK UP	TOYOTA	KIJANG STANDARD KF 40	2004	1.085	60,000,000	65,100,000
1739	301381 00936	PICK UP	TOYOTA	KIJANG STANDARD KF 40	2003	1.085	58,000,000	62,930,000
1740	301381 00936	PICK UP	TOYOTA	KIJANG STANDARD KF 40	2002	1.085	57,000,000	61,845,000
1741	301381 00936	PICK UP	TOYOTA	KIJANG STANDARD KF 40	2001	1.085	54,000,000	58,590,000
1742	301381 00936	PICK UP	TOYOTA	KIJANG STANDARD KF 40	2000	1.085	50,000,000	54,250,000
1743	301381 00936	PICK UP	TOYOTA	KIJANG STANDARD KF 40	1999	1.085	45,000,000	48,825,000
1744	301381 00936	PICK UP	TOYOTA	KIJANG STANDARD KF 40	1998	1.085	41,000,000	44,485,000
1745	301381 00936	PICK UP	TOYOTA	KIJANG STANDARD KF 40	1997	1.085	36,000,000	39,060,000
1746	301381 00936	PICK UP	TOYOTA	KIJANG STANDARD KF 40	1996	1.085	32,000,000	34,720,000
1747	301381 00936	PICK UP	TOYOTA	KIJANG STANDARD KF 40	1995	1.085	28,000,000	30,380,000
1748	301381 00936	PICK UP	TOYOTA	KIJANG STANDARD KF 40	1994	1.085	25,000,000	27,125,000
1749	301381 00936	PICK UP	TOYOTA	KIJANG STANDARD KF 40	1993	1.085	24,000,000	26,040,000
1750	301381 00936	PICK UP	TOYOTA	KIJANG STANDARD KF 40	1992	1.085	22,000,000	23,870,000
1751	301381 00936	PICK UP	TOYOTA	KIJANG STANDARD KF 40	1991	1.085	21,000,000	22,785,000
1752	301381 00936	PICK UP	TOYOTA	KIJANG STANDARD KF 40	1990	1.085	19,000,000	20,615,000
1753	301381 00936	PICK UP	TOYOTA	KIJANG STANDARD KF 40	1989	1.085	18,500,000	20,072,500
1754	301381 00936	PICK UP	TOYOTA	KIJANG STANDARD KF 40	1988	1.085	18,000,000	19,530,000
1755	301381 00936	PICK UP	TOYOTA	KIJANG STANDARD KF 40	1987	1.085	17,500,000	18,987,500
1756	301381 00936	PICK UP	TOYOTA	KIJANG STANDARD KF 40	1986	1.085	17,000,000	18,445,000
1757	301381 00937	PICK UP	TOYOTA	KIJANG STANDARD KF 42	2004	1.085	60,000,000	65,100,000
1758	301381 00937	PICK UP	TOYOTA	KIJANG STANDARD KF 42	2003	1.085	58,000,000	62,930,000
1759	301381 00937	PICK UP	TOYOTA	KIJANG STANDARD KF 42	2002	1.085	57,000,000	61,845,000
1760	301381 00937	PICK UP	TOYOTA	KIJANG STANDARD KF 42	2001	1.085	54,000,000	58,590,000
1761	301381 00937	PICK UP	TOYOTA	KIJANG STANDARD KF 42	2000	1.085	49,000,000	53,165,000
1762	301381 00937	PICK UP	TOYOTA	KIJANG STANDARD KF 42	1999	1.085	45,000,000	48,825,000
1763	301381 00937	PICK UP	TOYOTA	KIJANG STANDARD KF 42	1998	1.085	41,000,000	44,485,000
1764	301381 00937	PICK UP	TOYOTA	KIJANG STANDARD KF 42	1997	1.085	36,000,000	39,060,000
1765	301381 00937	PICK UP	TOYOTA	KIJANG STANDARD KF 42	1996	1.085	32,000,000	34,720,000
1766	301381 00937	PICK UP	TOYOTA	KIJANG STANDARD KF 42	1995	1.085	28,000,000	30,380,000
1767	301381 00937	PICK UP	TOYOTA	KIJANG STANDARD KF 42	1994	1.085	25,000,000	27,125,000
1768	301381 00937	PICK UP	TOYOTA	KIJANG STANDARD KF 42	1993	1.085	24,000,000	26,040,000
1769	301381 00937	PICK UP	TOYOTA	KIJANG STANDARD KF 42	1991	1.085	21,000,000	22,785,000
1770	301381 00937	PICK UP	TOYOTA	KIJANG STANDARD KF 42	1990	1.085	19,000,000	20,615,000
1771	301381 00937	PICK UP	TOYOTA	KIJANG STANDARD KF 42	1989	1.085	18,500,000	20,072,500
1772	301381 00937	PICK UP	TOYOTA	KIJANG STANDARD KF 42	1988	1.085	18,000,000	19,530,000
1773	301381 00937	PICK UP	TOYOTA	KIJANG STANDARD KF 42	1987	1.085	17,500,000	18,987,500
1774	301381 00937	PICK UP	TOYOTA	KIJANG STANDARD KF 42	1986	1.085	17,000,000	18,445,000
1775	301381 00938	PICK UP	TOYOTA	KIJANG STANDARD KF 50	2004	1.085	60,000,000	65,100,000
1776	301381 00938	PICK UP	TOYOTA	KIJANG STANDARD KF 50	2003	1.085	58,000,000	62,930,000
1777	301381 00938	PICK UP	TOYOTA	KIJANG STANDARD KF 50	2002	1.085	57,000,000	61,845,000
1778	301381 00938	PICK UP	TOYOTA	KIJANG STANDARD KF 50	2001	1.085	54,000,000	58,590,000
1779	301381 00938	PICK UP	TOYOTA	KIJANG STANDARD KF 50	2000	1.085	49,000,000	53,165,000
1780	301381 00938	PICK UP	TOYOTA	KIJANG STANDARD KF 50	1999	1.085	45,000,000	48,825,000
1781	301381 00938	PICK UP	TOYOTA	KIJANG STANDARD KF 50	1998	1.085	41,000,000	44,485,000
1782	301381 00938	PICK UP	TOYOTA	KIJANG STANDARD KF 50	1997	1.085	36,000,000	39,060,000
1783	301381 00938	PICK UP	TOYOTA	KIJANG STANDARD KF 50	1996	1.085	32,000,000	34,720,000
1784	301381 00938	PICK UP	TOYOTA	KIJANG STANDARD KF 50	1995	1.085	28,000,000	30,380,000
1785	301381 00938	PICK UP	TOYOTA	KIJANG STANDARD KF 50	1994	1.085	25,000,000	27,125,000
1786	301381 00938	PICK UP	TOYOTA	KIJANG STANDARD KF 50	1993	1.085	24,000,000	26,040,000
1787	301381 00938	PICK UP	TOYOTA	KIJANG STANDARD KF 50	1992	1.085	22,000,000	23,870,000
1788	301381 00938	PICK UP	TOYOTA	KIJANG STANDARD KF 50	1991	1.085	21,000,000	22,785,000
1789	301381 00938	PICK UP	TOYOTA	KIJANG STANDARD KF 50	1990	1.085	19,000,000	20,615,000
1790	301381 00938	PICK UP	TOYOTA	KIJANG STANDARD KF 50	1989	1.085	18,500,000	20,072,500
1791	301381 00938	PICK UP	TOYOTA	KIJANG STANDARD KF 50	1988	1.085	18,000,000	19,530,000
1792	301381 00938	PICK UP	TOYOTA	KIJANG STANDARD KF 50	1987	1.085	17,500,000	18,987,500
1793	301381 00938	PICK UP	TOYOTA	KIJANG STANDARD KF 50	1986	1.085	17,000,000	18,445,000
1794	301381 00939	PICK UP	TOYOTA	KIJANG STANDARD KF 52	2004	1.085	60,000,000	65,100,000
1795	301381 00939	PICK UP	TOYOTA	KIJANG STANDARD KF 52	2003	1.085	58,000,000	62,930,000
1796	301381 00939	PICK UP	TOYOTA	KIJANG STANDARD KF 52	2002	1.085	57,000,000	61,845,000

NO	KODING	JENIS	MERЕК	TIPE	TH BUAT	BOBOT	NJKB	DP PKB
1	2	3	4	5	6	7	8	9
1797	301381 00939	PICK UP	TOYOTA	KIJANG STANDARD KF 52	2001	1.085	54,000,000	58,590,000
1798	301381 00939	PICK UP	TOYOTA	KIJANG STANDARD KF 52	2000	1.085	49,000,000	53,165,000
1799	301381 00939	PICK UP	TOYOTA	KIJANG STANDARD KF 52	1999	1.085	45,000,000	48,825,000
1800	301381 00939	PICK UP	TOYOTA	KIJANG STANDARD KF 52	1998	1.085	41,000,000	44,485,000
1801	301381 00939	PICK UP	TOYOTA	KIJANG STANDARD KF 52	1997	1.085	36,000,000	39,060,000
1802	301381 00939	PICK UP	TOYOTA	KIJANG STANDARD KF 52	1996	1.085	32,000,000	34,720,000
1803	301381 00939	PICK UP	TOYOTA	KIJANG STANDARD KF 52	1995	1.085	28,000,000	30,380,000
1804	301381 00939	PICK UP	TOYOTA	KIJANG STANDARD KF 52	1994	1.085	25,000,000	27,125,000
1805	301381 00939	PICK UP	TOYOTA	KIJANG STANDARD KF 52	1993	1.085	24,000,000	26,040,000
1806	301381 00939	PICK UP	TOYOTA	KIJANG STANDARD KF 52	1992	1.085	22,000,000	23,870,000
1807	301381 00939	PICK UP	TOYOTA	KIJANG STANDARD KF 52	1991	1.085	21,000,000	22,785,000
1808	301381 00939	PICK UP	TOYOTA	KIJANG STANDARD KF 52	1990	1.085	19,000,000	20,615,000
1809	301381 00939	PICK UP	TOYOTA	KIJANG STANDARD KF 52	1989	1.085	18,500,000	20,072,500
1810	301381 00939	PICK UP	TOYOTA	KIJANG STANDARD KF 52	1988	1.085	18,000,000	19,530,000
1811	301381 00939	PICK UP	TOYOTA	KIJANG STANDARD KF 52	1987	1.085	17,500,000	18,987,500
1812	301381 00939	PICK UP	TOYOTA	KIJANG STANDARD KF 52	1986	1.085	17,000,000	18,445,000
1813	301381 00940	PICK UP	TOYOTA	KIJANG STANDARD KF 60	2007	1.085	67,000,000	72,695,000
1814	301381 00940	PICK UP	TOYOTA	KIJANG STANDARD KF 60	2006	1.085	65,000,000	70,525,000
1815	301381 00940	PICK UP	TOYOTA	KIJANG STANDARD KF 60	2005	1.085	63,000,000	68,355,000
1816	301381 00940	PICK UP	TOYOTA	KIJANG STANDARD KF 60	2004	1.085	59,000,000	64,015,000
1817	301381 00940	PICK UP	TOYOTA	KIJANG STANDARD KF 60	2003	1.085	58,000,000	62,930,000
1818	301381 00940	PICK UP	TOYOTA	KIJANG STANDARD KF 60	2002	1.085	57,000,000	61,845,000
1819	301381 00940	PICK UP	TOYOTA	KIJANG STANDARD KF 60	2001	1.085	54,000,000	58,590,000
1820	301381 00940	PICK UP	TOYOTA	KIJANG STANDARD KF 60	2000	1.085	48,000,000	52,080,000
1821	301381 00940	PICK UP	TOYOTA	KIJANG STANDARD KF 60	1999	1.085	44,000,000	47,740,000
1822	301381 00940	PICK UP	TOYOTA	KIJANG STANDARD KF 60	1998	1.085	41,000,000	44,485,000
1823	301381 00940	PICK UP	TOYOTA	KIJANG STANDARD KF 60	1997	1.085	36,000,000	39,060,000
1824	301381 00940	PICK UP	TOYOTA	KIJANG STANDARD KF 60	1996	1.085	32,000,000	34,720,000
1825	301381 00940	PICK UP	TOYOTA	KIJANG STANDARD KF 60	1995	1.085	28,000,000	30,380,000
1826	301381 00940	PICK UP	TOYOTA	KIJANG STANDARD KF 60	1994	1.085	25,000,000	27,125,000
1827	301381 00940	PICK UP	TOYOTA	KIJANG STANDARD KF 60	1993	1.085	24,000,000	26,040,000
1828	301381 00940	PICK UP	TOYOTA	KIJANG STANDARD KF 60	1992	1.085	22,000,000	23,870,000
1829	301381 00940	PICK UP	TOYOTA	KIJANG STANDARD KF 60	1991	1.085	21,000,000	22,785,000
1830	301381 00940	PICK UP	TOYOTA	KIJANG STANDARD KF 60	1990	1.085	19,000,000	20,615,000
1831	301381 00940	PICK UP	TOYOTA	KIJANG STANDARD KF 60	1989	1.085	18,500,000	20,072,500
1832	301381 00940	PICK UP	TOYOTA	KIJANG STANDARD KF 60	1988	1.085	18,000,000	19,530,000
1833	301381 00940	PICK UP	TOYOTA	KIJANG STANDARD KF 60	1987	1.085	17,500,000	18,987,500
1834	301381 00940	PICK UP	TOYOTA	KIJANG STANDARD KF 60	1986	1.085	17,000,000	18,445,000
1835	301381 00941	PICK UP	TOYOTA	KIJANG STANDARD KF 60 / FLAT DECK	2009	1.085	86,000,000	93,310,000
1836	301381 00941	PICK UP	TOYOTA	KIJANG STANDARD KF 60 / FLAT DECK	2008	1.085	81,000,000	87,885,000
1837	301381 00941	PICK UP	TOYOTA	KIJANG STANDARD KF 60 / FLAT DECK	2007	1.085	69,000,000	74,865,000
1838	301381 00941	PICK UP	TOYOTA	KIJANG STANDARD KF 60 / FLAT DECK	2006	1.085	67,000,000	72,695,000
1839	301381 00941	PICK UP	TOYOTA	KIJANG STANDARD KF 60 / FLAT DECK	2005	1.085	65,000,000	70,525,000
1840	301381 00941	PICK UP	TOYOTA	KIJANG STANDARD KF 60 / FLAT DECK	2004	1.085	60,000,000	65,100,000
1841	301381 00942	PICK UP	TOYOTA	KIJANG STANDARD LF 60 / 2.4 DIESEL	2004	1.085	69,000,000	74,865,000
1842	301381 00942	PICK UP	TOYOTA	KIJANG STANDARD LF 60 / 2.4 DIESEL	2003	1.085	67,000,000	72,695,000
1843	301381 00942	PICK UP	TOYOTA	KIJANG STANDARD LF 60 / 2.4 DIESEL	2002	1.085	65,000,000	70,525,000
1844	301381 00942	PICK UP	TOYOTA	KIJANG STANDARD LF 60 / 2.4 DIESEL	2001	1.085	61,000,000	66,185,000
1845	301381 00942	PICK UP	TOYOTA	KIJANG STANDARD LF 60 / 2.4 DIESEL	2000	1.085	55,000,000	59,675,000
1846	301381 00942	PICK UP	TOYOTA	KIJANG STANDARD LF 60 / 2.4 DIESEL	1999	1.085	49,000,000	53,165,000
1847	301381 00942	PICK UP	TOYOTA	KIJANG STANDARD LF 60 / 2.4 DIESEL	1998	1.085	44,000,000	47,740,000
1848	301381 00942	PICK UP	TOYOTA	KIJANG STANDARD LF 60 / 2.4 DIESEL	1997	1.085	39,000,000	42,315,000
1849	301381 00943	PICK UP	TOYOTA	KIJANG STANDARD LF 80 / 2.4 DIESEL	2004	1.085	70,000,000	75,950,000
1850	301381 00943	PICK UP	TOYOTA	KIJANG STANDARD LF 80 / 2.4 DIESEL	2003	1.085	68,000,000	73,780,000
1851	301381 00943	PICK UP	TOYOTA	KIJANG STANDARD LF 80 / 2.4 DIESEL	2002	1.085	66,000,000	71,610,000
1852	301381 00943	PICK UP	TOYOTA	KIJANG STANDARD LF 80 / 2.4 DIESEL	2001	1.085	64,000,000	69,440,000
1853	301381 00943	PICK UP	TOYOTA	KIJANG STANDARD LF 80 / 2.4 DIESEL	2000	1.085	59,000,000	64,015,000
1854	301381 00943	PICK UP	TOYOTA	KIJANG STANDARD LF 80 / 2.4 DIESEL	1999	1.085	53,000,000	57,505,000
1855	301381 00943	PICK UP	TOYOTA	KIJANG STANDARD LF 80 / 2.4 DIESEL	1998	1.085	47,000,000	50,995,000
1856	301381 00943	PICK UP	TOYOTA	KIJANG STANDARD LF 80 / 2.4 DIESEL	1997	1.085	41,000,000	44,485,000
1857	301381 00944	PICK UP	TOYOTA	KIJANG TYPE KF 10	1981	1.085	12,000,000	13,020,000
1858	301381 00944	PICK UP	TOYOTA	KIJANG TYPE KF 10	1980	1.085	10,000,000	10,850,000
1859	301381 00945	PICK UP	TOYOTA	KIJANG TYPE KF 10 RDR	1980	1.085	7,000,000	7,595,000
1860	301381 00946	PICK UP	TOYOTA	KIJANG TYPE KF 10 RKR	1980	1.085	7,000,000	7,595,000
1861	301381 00947	PICK UP	TOYOTA	KIJANG TYPE KF 20	1986	1.085	17,000,000	18,445,000
1862	301381 00947	PICK UP	TOYOTA	KIJANG TYPE KF 20	1985	1.085	16,000,000	17,360,000
1863	301381 00947	PICK UP	TOYOTA	KIJANG TYPE KF 20	1984	1.085	15,000,000	16,275,000
1864	301381 00947	PICK UP	TOYOTA	KIJANG TYPE KF 20	1983	1.085	14,000,000	15,190,000
1865	301381 00947	PICK UP	TOYOTA	KIJANG TYPE KF 20	1982	1.085	13,000,000	14,105,000
1866	301381 00947	PICK UP	TOYOTA	KIJANG TYPE KF 20	1981	1.085	12,000,000	13,020,000
1867	301381 00947	PICK UP	TOYOTA	KIJANG TYPE KF 20	1980	1.085	10,000,000	10,850,000
1868	301381 00948	PICK UP	TOYOTA	KIJANG TYPE KF 20 RKDF	1986	1.085	17,000,000	18,445,000
1869	301381 00948	PICK UP	TOYOTA	KIJANG TYPE KF 20 RKDF	1985	1.085	16,000,000	17,360,000
1870	301381 00948	PICK UP	TOYOTA	KIJANG TYPE KF 20 RKDF	1984	1.085	15,000,000	16,275,000
1871	301381 00948	PICK UP	TOYOTA	KIJANG TYPE KF 20 RKDF	1983	1.085	14,000,000	15,190,000
1872	301381 00948	PICK UP	TOYOTA	KIJANG TYPE KF 20 RKDF	1982	1.085	13,000,000	14,105,000
1873	301381 00948	PICK UP	TOYOTA	KIJANG TYPE KF 20 RKDF	1981	1.085	12,000,000	13,020,000
1874	301381 00948	PICK UP	TOYOTA	KIJANG TYPE KF 20 RKDF	1980	1.085	11,000,000	11,935,000
1875	301381 00949	PICK UP	TOYOTA	KIJANG TYPE KF 21	1986	1.085	17,000,000	18,445,000
1876	301381 00949	PICK UP	TOYOTA	KIJANG TYPE KF 21	1985	1.085	16,000,000	17,360,000
1877	301381 00949	PICK UP	TOYOTA	KIJANG TYPE KF 21	1984	1.085	15,000,000	16,275,000
1878	301381 00949	PICK UP	TOYOTA	KIJANG TYPE KF 21	1983	1.085	14,000,000	15,190,000
1879	301381 00949	PICK UP	TOYOTA	KIJANG TYPE KF 21	1982	1.085	13,000,000	14,105,000
1880	301381 00949	PICK UP	TOYOTA	KIJANG TYPE KF 21	1981	1.085	12,000,000	13,020,000
1881	301381 00949	PICK UP	TOYOTA	KIJANG TYPE KF 21	1980	1.085	11,000,000	11,935,000
1882	301381 00950	PICK UP	TOYOTA	KIJANG TYPE KF RKR 3	1980	1.085	7,000,000	7,595,000
1883	301381 00951	PICK UP	TOYOTA	LAND CRUISER	2002	1.085	249,000,000	270,165,000
1884	301381 00951	PICK UP	TOYOTA	LAND CRUISER	2001	1.085	242,000,000	262,570,000
1885	301381 00951	PICK UP	TOYOTA	LAND CRUISER	2000	1.085	236,000,000	256,060,000
1886	301381 00951	PICK UP	TOYOTA	LAND CRUISER	1980	1.085	35,000,000	37,975,000
1887	301381 00952	PICK UP	TOYOTA	LAND CRUISER 70 4.2 C/C (4X4) M/T	2017	1.085	707,000,000	767,095,000
1888	301381 00953	PICK UP	TOYOTA	LAND CRUISER 70 4.2 C/C (4X4) M/T (HZJ79R-TJMRS)	2019	1.085	678,000,000	735,630,000
1889	301381 00953	PICK UP	TOYOTA	LAND CRUISER 70 4.2 C/C (4X4) M/T (HZJ79R-TJMRS)	2018	1.085	645,000,000	699,825,000
1890	301381 00954	PICK UP	TOYOTA	LAND CRUISER 70 4.5 C/C (4X4) M/T	2016	1.085	442,000,000	479,570,000
1891	301381 00954	PICK UP	TOYOTA	LAND CRUISER 70 4.5 C/C (4X4) M/T	2015	1.085	429,000,000	465,465,000
1892	301381 00954	PICK UP	TOYOTA	LAND CRUISER 70 4.5 C/C (4X4) M/T	2014	1.085	416,000,000	451,360,000
1893	301381 00954	PICK UP	TOYOTA	LAND CRUISER 70 4.5 C/C (4X4) M/T	2013	1.085	404,000,000	438,340,000
1894	301381 00954	PICK UP	TOYOTA	LAND CRUISER 70 4.5 C/C (4X4) M/T	2012	1.085	392,000,000	425,320,000
1895	301381 00954	PICK UP	TOYOTA	LAND CRUISER 70 4.5 C/C (4X4) M/T	2011	1.085	385,000,000	417,725,000
1896	301381 00954	PICK UP	TOYOTA	LAND CRUISER 70 4.5 C/C (4X4) M/T	2010	1.085	367,000,000	398,195,000

NO	KODING	JENIS	MERЕК	TIPE	TH BUAT	BOBOT	NJKB	DP PKB
1	2	3	4	5	6	7	8	9
1897	301381 00954	PICK UP	TOYOTA	LAND CRUISER 70 4.5 C/C (4X4) M/T	2009	1.085	350,000,000	379,750,000
1898	301381 00955	PICK UP	TOYOTA	LAND CRUISER 70 4.5 C/C (4X4) M/T (VDJ79R-TJMRYQ3)	2019	1.085	711,000,000	771,435,000
1899	301381 00955	PICK UP	TOYOTA	LAND CRUISER 70 4.5 C/C (4X4) M/T (VDJ79R-TJMRYQ3)	2018	1.085	676,000,000	733,460,000
1900	301381 00956	PICK UP	TOYOTA	LAND CRUISER DIESEL 4.2L	2004	1.085	257,000,000	278,845,000
1901	301381 00956	PICK UP	TOYOTA	LAND CRUISER DIESEL 4.2L	2003	1.085	255,000,000	276,675,000
1902	301381 00957	PICK UP	TOYOTA	LAND CRUISER HZJ 375, 4.200cc	1990	1.085	79,000,000	85,715,000
1903	301381 00958	PICK UP	TOYOTA	LAND CRUISER HZJ 75 DIESEL	1999	1.085	223,000,000	241,955,000
1904	301381 00959	PICK UP	TOYOTA	LAND CRUISER PICK UP LONG	1981	1.085	44,000,000	47,740,000
1905	301381 00959	PICK UP	TOYOTA	LAND CRUISER PICK UP LONG	1980	1.085	35,000,000	37,975,000
1906	301381 00959	PICK UP	TOYOTA	LAND CRUISER PICK UP LONG	1979	1.085	35,000,000	37,975,000
1907	301381 00960	PICK UP	TOYOTA	LF 80 LGN SUPER	2004	1.085	72,000,000	78,120,000
1908	301381 00960	PICK UP	TOYOTA	LF 80 LGN SUPER	2003	1.085	71,000,000	77,035,000
1909	301381 00960	PICK UP	TOYOTA	LF 80 LGN SUPER	2002	1.085	69,000,000	74,865,000
1910	301381 00960	PICK UP	TOYOTA	LF 80 LGN SUPER	2001	1.085	66,000,000	71,610,000
1911	301381 00960	PICK UP	TOYOTA	LF 80 LGN SUPER	2000	1.085	59,000,000	64,015,000
1912	301381 00960	PICK UP	TOYOTA	LF 80 LGN SUPER	1999	1.085	51,000,000	55,335,000
1913	301381 00960	PICK UP	TOYOTA	LF 80 LGN SUPER	1998	1.085	45,000,000	48,825,000
1914	301381 00960	PICK UP	TOYOTA	LF 80 LGN SUPER	1997	1.085	39,000,000	42,315,000
1915	301381 00961	PICK UP	TOYOTA	LF 80 SUPER 2.4 DIESEL F/D	2002	1.085	67,000,000	72,695,000
1916	301381 00961	PICK UP	TOYOTA	LF 80 SUPER 2.4 DIESEL F/D	2001	1.085	63,000,000	68,355,000
1917	301381 00961	PICK UP	TOYOTA	LF 80 SUPER 2.4 DIESEL F/D	2000	1.085	57,000,000	61,845,000
1918	301381 00961	PICK UP	TOYOTA	LF 80 SUPER 2.4 DIESEL F/D	1999	1.085	51,000,000	55,335,000
1919	301381 00961	PICK UP	TOYOTA	LF 80 SUPER 2.4 DIESEL F/D	1998	1.085	45,000,000	48,825,000
1920	301381 00961	PICK UP	TOYOTA	LF 80 SUPER 2.4 DIESEL F/D	1997	1.085	39,000,000	42,315,000
1921	301381 00962	PICK UP	TOYOTA	LN 106 2.500cc	1997	1.085	69,000,000	74,865,000
1922	301381 00962	PICK UP	TOYOTA	LN 106 2.500cc	1996	1.085	66,000,000	71,610,000
1923	301381 00962	PICK UP	TOYOTA	LN 106 2.500cc	1995	1.085	56,000,000	60,760,000
1924	301381 00962	PICK UP	TOYOTA	LN 106 2.500cc	1990	1.085	31,000,000	33,635,000
1925	301381 00963	PICK UP	TOYOTA	SUPER KIJANG KF 40 SHORT	1997	1.085	38,000,000	41,230,000
1926	301381 00963	PICK UP	TOYOTA	SUPER KIJANG KF 40 SHORT	1996	1.085	34,000,000	36,890,000
1927	301381 00963	PICK UP	TOYOTA	SUPER KIJANG KF 40 SHORT	1995	1.085	32,000,000	34,720,000
1928	301381 00963	PICK UP	TOYOTA	SUPER KIJANG KF 40 SHORT	1994	1.085	30,000,000	32,550,000
1929	301381 00963	PICK UP	TOYOTA	SUPER KIJANG KF 40 SHORT	1993	1.085	27,000,000	29,295,000
1930	301381 00963	PICK UP	TOYOTA	SUPER KIJANG KF 40 SHORT	1992	1.085	26,000,000	28,210,000
1931	301381 00963	PICK UP	TOYOTA	SUPER KIJANG KF 40 SHORT	1991	1.085	25,000,000	27,125,000
1932	301381 00963	PICK UP	TOYOTA	SUPER KIJANG KF 40 SHORT	1990	1.085	23,000,000	24,955,000
1933	301381 00963	PICK UP	TOYOTA	SUPER KIJANG KF 40 SHORT	1989	1.085	22,000,000	23,870,000
1934	301381 00963	PICK UP	TOYOTA	SUPER KIJANG KF 40 SHORT	1988	1.085	21,000,000	22,785,000
1935	301381 00963	PICK UP	TOYOTA	SUPER KIJANG KF 40 SHORT	1987	1.085	20,000,000	21,700,000
1936	301381 00963	PICK UP	TOYOTA	SUPER KIJANG KF 40 SHORT	1986	1.085	19,000,000	20,615,000
1937	301381 00964	PICK UP	TOYOTA	SUPER KIJANG KF 42 SHORT	1997	1.085	38,000,000	41,230,000
1938	301381 00964	PICK UP	TOYOTA	SUPER KIJANG KF 42 SHORT	1996	1.085	34,000,000	36,890,000
1939	301381 00964	PICK UP	TOYOTA	SUPER KIJANG KF 42 SHORT	1995	1.085	32,000,000	34,720,000
1940	301381 00964	PICK UP	TOYOTA	SUPER KIJANG KF 42 SHORT	1994	1.085	30,000,000	32,550,000
1941	301381 00964	PICK UP	TOYOTA	SUPER KIJANG KF 42 SHORT	1993	1.085	27,000,000	29,295,000
1942	301381 00964	PICK UP	TOYOTA	SUPER KIJANG KF 42 SHORT	1992	1.085	26,000,000	28,210,000
1943	301381 00964	PICK UP	TOYOTA	SUPER KIJANG KF 42 SHORT	1991	1.085	25,000,000	27,125,000
1944	301381 00964	PICK UP	TOYOTA	SUPER KIJANG KF 42 SHORT	1990	1.085	23,000,000	24,955,000
1945	301381 00964	PICK UP	TOYOTA	SUPER KIJANG KF 42 SHORT	1989	1.085	22,000,000	23,870,000
1946	301381 00964	PICK UP	TOYOTA	SUPER KIJANG KF 42 SHORT	1988	1.085	21,000,000	22,785,000
1947	301381 00964	PICK UP	TOYOTA	SUPER KIJANG KF 42 SHORT	1987	1.085	20,000,000	21,700,000
1948	301381 00964	PICK UP	TOYOTA	SUPER KIJANG KF 42 SHORT	1986	1.085	19,000,000	20,615,000
1949	301381 00965	PICK UP	TOYOTA	SUPER KIJANG KF 50	1997	1.085	39,000,000	42,315,000
1950	301381 00965	PICK UP	TOYOTA	SUPER KIJANG KF 50	1996	1.085	35,000,000	37,975,000
1951	301381 00965	PICK UP	TOYOTA	SUPER KIJANG KF 50	1995	1.085	33,000,000	35,805,000
1952	301381 00965	PICK UP	TOYOTA	SUPER KIJANG KF 50	1994	1.085	31,000,000	33,635,000
1953	301381 00965	PICK UP	TOYOTA	SUPER KIJANG KF 50	1993	1.085	28,000,000	30,380,000
1954	301381 00965	PICK UP	TOYOTA	SUPER KIJANG KF 50	1992	1.085	27,000,000	29,295,000
1955	301381 00965	PICK UP	TOYOTA	SUPER KIJANG KF 50	1991	1.085	26,000,000	28,210,000
1956	301381 00965	PICK UP	TOYOTA	SUPER KIJANG KF 50	1990	1.085	23,000,000	24,955,000
1957	301381 00965	PICK UP	TOYOTA	SUPER KIJANG KF 50	1989	1.085	22,000,000	23,870,000
1958	301381 00965	PICK UP	TOYOTA	SUPER KIJANG KF 50	1988	1.085	21,000,000	22,785,000
1959	301381 00965	PICK UP	TOYOTA	SUPER KIJANG KF 50	1987	1.085	20,000,000	21,700,000
1960	301381 00965	PICK UP	TOYOTA	SUPER KIJANG KF 50	1986	1.085	19,000,000	20,615,000
1961	301381 00966	PICK UP	TOYOTA	SUPER KIJANG KF 52	1997	1.085	39,000,000	42,315,000
1962	301381 00966	PICK UP	TOYOTA	SUPER KIJANG KF 52	1996	1.085	35,000,000	37,975,000
1963	301381 00966	PICK UP	TOYOTA	SUPER KIJANG KF 52	1995	1.085	33,000,000	35,805,000
1964	301381 00966	PICK UP	TOYOTA	SUPER KIJANG KF 52	1994	1.085	31,000,000	33,635,000
1965	301381 00966	PICK UP	TOYOTA	SUPER KIJANG KF 52	1993	1.085	28,000,000	30,380,000
1966	301381 00966	PICK UP	TOYOTA	SUPER KIJANG KF 52	1992	1.085	27,000,000	29,295,000
1967	301381 00966	PICK UP	TOYOTA	SUPER KIJANG KF 52	1991	1.085	26,000,000	28,210,000
1968	301381 00966	PICK UP	TOYOTA	SUPER KIJANG KF 52	1990	1.085	23,000,000	24,955,000
1969	301381 00966	PICK UP	TOYOTA	SUPER KIJANG KF 52	1989	1.085	22,000,000	23,870,000
1970	301381 00966	PICK UP	TOYOTA	SUPER KIJANG KF 52	1988	1.085	21,000,000	22,785,000
1971	301381 00966	PICK UP	TOYOTA	SUPER KIJANG KF 52	1987	1.085	20,000,000	21,700,000
1972	301381 00966	PICK UP	TOYOTA	SUPER KIJANG KF 52	1986	1.085	19,000,000	20,615,000
1973	301381 00967	PICK UP	TOYOTA	SUPER KIJANG KF 60	2007	1.085	66,000,000	71,610,000
1974	301381 00967	PICK UP	TOYOTA	SUPER KIJANG KF 60	2006	1.085	64,000,000	69,440,000
1975	301381 00967	PICK UP	TOYOTA	SUPER KIJANG KF 60	2005	1.085	63,000,000	68,355,000
1976	301381 00967	PICK UP	TOYOTA	SUPER KIJANG KF 60	2004	1.085	59,000,000	64,015,000
1977	301381 00967	PICK UP	TOYOTA	SUPER KIJANG KF 60	2003	1.085	58,000,000	62,930,000
1978	301381 00967	PICK UP	TOYOTA	SUPER KIJANG KF 60	2002	1.085	57,000,000	61,845,000
1979	301381 00967	PICK UP	TOYOTA	SUPER KIJANG KF 60	2001	1.085	54,000,000	58,590,000
1980	301381 00967	PICK UP	TOYOTA	SUPER KIJANG KF 60	2000	1.085	49,000,000	53,165,000
1981	301381 00967	PICK UP	TOYOTA	SUPER KIJANG KF 60	1999	1.085	45,000,000	48,825,000
1982	301381 00967	PICK UP	TOYOTA	SUPER KIJANG KF 60	1998	1.085	41,000,000	44,485,000
1983	301381 00967	PICK UP	TOYOTA	SUPER KIJANG KF 60	1997	1.085	36,000,000	39,060,000
1984	301381 00967	PICK UP	TOYOTA	SUPER KIJANG KF 60	1996	1.085	32,000,000	34,720,000
1985	301381 00968	PICK UP	TOYOTA	SUPER KIJANG LF 80, 2.4 DIESEL	2004	1.085	72,000,000	78,120,000
1986	301381 00968	PICK UP	TOYOTA	SUPER KIJANG LF 80, 2.4 DIESEL	2003	1.085	70,000,000	75,950,000
1987	301381 00968	PICK UP	TOYOTA	SUPER KIJANG LF 80, 2.4 DIESEL	2002	1.085	68,000,000	73,780,000
1988	301381 00968	PICK UP	TOYOTA	SUPER KIJANG LF 80, 2.4 DIESEL	2001	1.085	66,000,000	71,610,000
1989	301381 00968	PICK UP	TOYOTA	SUPER KIJANG LF 80, 2.4 DIESEL	2000	1.085	58,000,000	62,930,000
1990	301381 00968	PICK UP	TOYOTA	SUPER KIJANG LF 80, 2.4 DIESEL	1999	1.085	51,000,000	55,335,000
1991	301381 00968	PICK UP	TOYOTA	SUPER KIJANG LF 80, 2.4 DIESEL	1998	1.085	46,000,000	49,910,000
1992	301381 00968	PICK UP	TOYOTA	SUPER KIJANG LF 80, 2.4 DIESEL	1997	1.085	40,000,000	43,400,000
1993	301381 00969	PICK UP	TOYOTA	SUPER KIJANG LF 82, 2.446cc	2002	1.085	81,000,000	87,885,000
1994	301400 00100	PICK UP	VOLKSWAGEN	PANEL VAN TRANSPORTER 2.0 MT	2012	1.085	338,000,000	366,730,000
1995	301410 00019	PICK UP	WULING	LZW 1010 PLNR	2003	1.085	22,000,000	23,870,000
1996	301410 00019	PICK UP	WULING	LZW 1010 PLNR	2002	1.085	21,000,000	22,785,000

NO	KODING	JENIS	MEREK	TIPE	TH BUAT	BOBOT	NJKB	DP PKB
1	2	3	4	5	6	7	8	9
1997	301410 00019	PICK UP	WULING	LZW 1010 PLNR	2001	1.085	20,000,000	21,700,000
1998	301410 00020	PICK UP	WULING	LZW 1010 PSNR	2003	1.085	21,000,000	22,785,000
1999	301410 00020	PICK UP	WULING	LZW 1010 PSNR	2002	1.085	20,000,000	21,700,000
2000	301410 00020	PICK UP	WULING	LZW 1010 PSNR	2001	1.085	18,000,000	19,530,000
2001	301410 00021	PICK UP	WULING	LZW 3010 PLNER	2000	1.085	19,000,000	20,615,000
2002	301410 00022	PICK UP	WULING	LZW 6330 R	2000	1.085	25,000,000	27,125,000
2003	301555 00002	PICK UP	KAITO	CJ1026 E6 MN	2003	1.085	61,000,000	66,185,000
2004	301555 00001	PICK UP	KAITO	CJ 1041E9K	2003	1.085	61,000,000	66,185,000
2005	301600 00001	PICK UP	CARGO	M37	1980	1.085	9,000,000	9,765,000
2006	301629 00001	PICK UP	LMG	TREKKER 2.2L M/T	2012	1.085	159,000,000	172,515,000
2007	301629 00001	PICK UP	LMG	TREKKER 2.2L M/T	2011	1.085	151,000,000	163,835,000
2008	301629 00001	PICK UP	LMG	TREKKER 2.2L M/T	2010	1.085	144,000,000	156,240,000
2009	301629 00001	PICK UP	LMG	TREKKER 2.2L M/T	2009	1.085	131,000,000	142,135,000
2010	301629 00001	PICK UP	LMG	TREKKER 2.2L M/T	2008	1.085	120,000,000	130,200,000
2011	301631 00002	PICK UP	FOTON	BJ1028V3JA2-1	2019	1.085	83,000,000	90,055,000
2012	301631 00002	PICK UP	FOTON	BJ1028V3JA2-1	2018	1.085	79,000,000	85,715,000
2013	301631 00002	PICK UP	FOTON	BJ1028V3JA2-1	2017	1.085	76,000,000	82,460,000
2014	301631 00002	PICK UP	FOTON	BJ1028V3JA2-1	2016	1.085	73,000,000	79,205,000
2015	301631 00002	PICK UP	FOTON	BJ1028V3JA2-1	2015	1.085	70,000,000	75,950,000
2016	301631 00003	PICK UP	FOTON	BJ1028V3JA2-1 (4X2) M/T	2012	1.085	49,000,000	53,165,000
2017	301631 00003	PICK UP	FOTON	BJ1028V3JA2-1 (4X2) M/T	2011	1.085	47,000,000	50,995,000
2018	301631 00003	PICK UP	FOTON	BJ1028V3JA2-1 (4X2) M/T	2010	1.085	45,000,000	48,825,000
2019	301651 00002	PICK UP	ESEMKA	BIMA	2014	1.085	79,000,000	85,715,000
2020	301651 00002	PICK UP	ESEMKA	BIMA	2013	1.085	74,000,000	80,290,000
2021	301651 00004	PICK UP	ESEMKA	BIMA 1.2 M/T	2019	1.085	81,000,000	87,885,000
2022	301768 00013	PICK UP	JRD	39539	2017	1.085	185,000,000	200,725,000
2023	301768 00013	PICK UP	JRD	39539	2016	1.085	179,000,000	194,215,000
2024	301768 00013	PICK UP	JRD	39539	2005	1.085	30,000,000	32,550,000
2025	301768 00014	PICK UP	JRD	MT 4-1	2005	1.085	30,000,000	32,550,000
2026	301768 00015	PICK UP	JRD	MT 4-2 1000CC	2004	1.085	22,000,000	23,870,000
2027	301768 00015	PICK UP	JRD	MT 4-2 1000CC	2003	1.085	21,000,000	22,785,000
2028	301800 00005	PICK UP	MCLAREN	DXK1021TYQ1 1.5 AC STD (4X2) M/T	2018	1.085	79,000,000	85,715,000
2029	301800 00005	PICK UP	MCLAREN	DXK1021TYQ1 1.5 AC STD (4X2) M/T	2017	1.085	62,000,000	67,270,000
2030	301803 00006	PICK UP	DFSK	DXK1021TYQ1 1.3 (4X2) M/T	2018	1.085	75,000,000	81,375,000
2031	301803 00007	PICK UP	DFSK	DXK1021TYQ1 1.3 AC STD (4X2) M/T	2018	1.085	75,000,000	81,375,000
2032	301803 00008	PICK UP	DFSK	DXK1021TYQ1 1.3 STD (4X2) M/T	2018	1.085	73,000,000	79,205,000
2033	301803 00009	PICK UP	DFSK	DXK1021TYQ1 1.5 (4X2) M/T	2018	1.085	79,000,000	85,715,000
2034	301803 00010	PICK UP	DFSK	DXK1021TYQ1 1.5 AC STD (4X2) M/T	2019	1.085	97,000,000	105,245,000
2035	301803 00010	PICK UP	DFSK	DXK1021TYQ1 1.5 AC STD (4X2) M/T	2018	1.085	93,000,000	100,905,000
2036	301803 00011	PICK UP	DFSK	DXK1021TYQ1 1.5 BA (4X2) M/T	2018	1.085	88,000,000	95,480,000
2037	301803 00012	PICK UP	DFSK	DXK1021TYQ1 1.5 BC (4X2) M/T	2018	1.085	152,000,000	164,920,000
2038	301803 00013	PICK UP	DFSK	DXK1021TYQ1 1.5 BP (4X2) M/T	2018	1.085	81,000,000	87,885,000
2039	301803 00014	PICK UP	DFSK	DXK1021TYQ1 1.5 LUX (4X2) M/T	2018	1.085	85,000,000	92,225,000
2040	301803 00015	PICK UP	DFSK	DXK1021TYQ1 1.5 STD (4X2) M/T	2019	1.085	94,000,000	101,990,000
2041	301803 00015	PICK UP	DFSK	DXK1021TYQ1 1.5 STD (4X2) M/T	2018	1.085	90,000,000	97,650,000
2042	301803 00016	PICK UP	DFSK	DXK1021TYQ1 1.5 (4X2) M/T	2018	1.085	75,000,000	81,375,000
2043	301803 00017	PICK UP	DFSK	DXK1031TYD1 1.3T (4X2) M/T	2018	1.085	116,000,000	125,860,000
2044	301803 00035	PICK UP	DFSK	DXK1031TYD1 1.3T AC L (4X2) M/T	2019	1.085	133,000,000	144,305,000
2045	301803 00018	PICK UP	DFSK	DXK1031TYD1 1.3T AC STD (4X2) M/T	2018	1.085	116,000,000	125,860,000
2046	301803 00019	PICK UP	DFSK	DXK1031TYD1 1.3T BA (4X2) M/T	2018	1.085	124,000,000	134,540,000
2047	301803 00020	PICK UP	DFSK	DXK1031TYD1 1.3T BC (4X2) M/T	2018	1.085	191,000,000	207,235,000
2048	301803 00036	PICK UP	DFSK	DXK1031TYD1 1.3T L (4X2) M/T	2019	1.085	130,000,000	141,050,000
2049	301803 00021	PICK UP	DFSK	DXK1031TYD1 1.3T LUX (4X2) M/T	2018	1.085	122,000,000	132,370,000
2050	301803 00022	PICK UP	DFSK	DXK1031TYD1 1.3T STD (4X2) M/T	2018	1.085	114,000,000	123,690,000
2051	301803 00023	PICK UP	DFSK	DXK1031TYDJ 1.3T (4X2) M/T	2018	1.085	112,000,000	121,520,000
2052	303096 00066	PICK UP BOX	DATSUN	SENA (BOX PENUMPANG) JPS 20 S	1991	1.085	16,000,000	17,360,000
2053	303096 00066	PICK UP BOX	DATSUN	SENA (BOX PENUMPANG) JPS 20 S	1990	1.085	14,000,000	15,190,000
2054	303096 00066	PICK UP BOX	DATSUN	SENA (BOX PENUMPANG) JPS 20 S	1989	1.085	13,500,000	14,647,500
2055	303096 00066	PICK UP BOX	DATSUN	SENA (BOX PENUMPANG) JPS 20 S	1988	1.085	13,000,000	14,105,000
2056	303096 00066	PICK UP BOX	DATSUN	SENA (BOX PENUMPANG) JPS 20 S	1987	1.085	12,500,000	13,562,500
2057	303096 00066	PICK UP BOX	DATSUN	SENA (BOX PENUMPANG) JPS 20 S	1986	1.085	12,000,000	13,020,000
2058	303096 00066	PICK UP BOX	DATSUN	SENA (BOX PENUMPANG) JPS 20 S	1985	1.085	11,500,000	12,477,500
2059	303096 00066	PICK UP BOX	DATSUN	SENA (BOX PENUMPANG) JPS 20 S	1984	1.085	11,000,000	11,935,000
2060	303096 00066	PICK UP BOX	DATSUN	SENA (BOX PENUMPANG) JPS 20 S	1983	1.085	10,500,000	11,392,500
2061	303096 00066	PICK UP BOX	DATSUN	SENA (BOX PENUMPANG) JPS 20 S	1982	1.085	10,000,000	10,850,000
2062	303096 00066	PICK UP BOX	DATSUN	SENA (BOX PENUMPANG) JPS 20 S	1981	1.085	9,500,000	10,307,500
2063	303096 00066	PICK UP BOX	DATSUN	SENA (BOX PENUMPANG) JPS 20 S	1980	1.085	7,500,000	8,137,500
2064	303118 00189	PICK UP BOX	FORD	RANGER BOX 2.5L (4x2)	2005	1.085	103,000,000	111,755,000
2065	303118 00189	PICK UP BOX	FORD	RANGER BOX 2.5L (4x2)	2004	1.085	83,000,000	90,055,000
2066	303118 00189	PICK UP BOX	FORD	RANGER BOX 2.5L (4x2)	2003	1.085	82,000,000	88,970,000
2067	303284 00228	PICK UP BOX	NISSAN	BF 22 FIRE BOX (MOBIL BOX)	1998	1.085	63,000,000	68,355,000
2068		PICK UP DC	CHEVROLET	COLORADO 2.5 LT DOUBLE CABIN (4X4) M/T	2017	1.085	320,000,000	347,200,000
2069		PICK UP DC	CHEVROLET	COLORADO 2.5L DOUBLE CABIN LT (4X4) M/T	2019	1.085	321,000,000	348,285,000
2070		PICK UP DC	CHEVROLET	COLORADO 2.5L DOUBLE CABIN LT FL1 (4X4) M/T	2019	1.085	321,000,000	348,285,000
2071		PICK UP DC	CHEVROLET	COLORADO 2.8 HIGH COUNTRY DOUBLE CABIN (4X4) A/T	2017	1.085	411,000,000	445,935,000
2072		PICK UP DC	CHEVROLET	COLORADO 2.8L DOUBLE CABIN HIGH COUNTRY (4X4) A/T	2019	1.085	426,000,000	462,210,000
2073		PICK UP DC	CHEVROLET	COLORADO 2.8L DOUBLE CABIN HIGH COUNTRY FL1 (4X4) A/T	2019	1.085	426,000,000	462,210,000
2074		PICK UP DC	CHEVROLET	COLORADO 2.8L HC CENTENNIAL DOUBLE CABIN (4X4) A/T	2019	1.085	433,000,000	469,805,000
2075		PICK UP DC	CHEVROLET	COLORADO 3.0 DOUBLE CABIN	2004	1.085	172,000,000	186,620,000
2076		PICK UP DC	DAIHATSU	F 70 DOUBLE CABIN (4X4)	2007	1.085	162,000,000	175,770,000
2077		PICK UP DC	DAIHATSU	F 70 DOUBLE CABIN (4X4)	2006	1.085	161,000,000	174,685,000
2078		PICK UP DC	DAIHATSU	F 70 DOUBLE CABIN (4X4)	2005	1.085	139,000,000	150,815,000
2079		PICK UP DC	DAIHATSU	F 70 DOUBLE CABIN (4X4)	2004	1.085	128,000,000	138,880,000
2080		PICK UP DC	FORD	RANGER DC XLT 2.2L (4X2) AT	2012	1.085	239,000,000	259,315,000
2081		PICK UP DC	FORD	RANGER DC (4X2)-2	1999	1.085	101,000,000	109,585,000
2082		PICK UP DC	FORD	RANGER DC 2.2L (4X4) AT	2012	1.085	290,000,000	314,650,000
2083		PICK UP DC	FORD	RANGER DC XLS 2.2L (4X4) MT	2012	1.085	259,000,000	281,015,000
2084		PICK UP DC	FORD	RANGER DC XLT 2.2L (4X2) MT	2012	1.085	232,000,000	251,720,000
2085		PICK UP DC	FORD	RANGER DC XLT 2.2L (4X4) MT	2012	1.085	277,000,000	300,545,000
2086		PICK UP DC	FORD	RANGER DOUBLE CAB (4X4), 2500CC DIESEL	2007	1.085	191,000,000	207,235,000
2087		PICK UP DC	FORD	RANGER DOUBLE CAB (4X4), 2500CC DIESEL	2006	1.085	189,000,000	205,065,000
2088		PICK UP DC	FORD	RANGER DOUBLE CAB (4X4), 2500CC DIESEL	2005	1.085	185,000,000	200,725,000
2089		PICK UP DC	FORD	RANGER DOUBLE CAB (4X4), 2500CC DIESEL	2004	1.085	145,000,000	157,325,000
2090		PICK UP DC	FORD	RANGER DOUBLE CAB (4X4), 2500CC DIESEL	2003	1.085	140,000,000	151,900,000
2091		PICK UP DC	FORD	RANGER DOUBLE CAB (4X4), 2500CC DIESEL	2002	1.085	133,000,000	144,305,000
2092		PICK UP DC	FORD	RANGER DOUBLE CAB 2.2L (4X4) AT	2015	1.085	322,000,000	349,370,000
2093		PICK UP DC	FORD	RANGER DOUBLE CAB 2.2L (4X4) AT	2014	1.085	303,000,000	328,755,000
2094		PICK UP DC	FORD	RANGER DOUBLE CAB 2.2L (4X4) AT	2013	1.085	289,000,000	313,565,000
2095		PICK UP DC	FORD	RANGER DOUBLE CAB 2.2L (4X4) AT	2012	1.085	276,000,000	299,460,000
2096		PICK UP DC	FORD	RANGER DOUBLE CAB 2.5L (4X2) MT	2007	1.085	144,000,000	156,240,000

NO	KODING	JENIS	MEREK	TIPE	TH BUAT	BOBOT	NJKB	DP PKB
1	2	3	4	5	6	7	8	9
2097		PICK UP DC	FORD	RANGER DOUBLE CAB 2.5L (4X2) MT	2006	1.085	142,000,000	154,070,000
2098		PICK UP DC	FORD	RANGER DOUBLE CAB 2.5L (4X2) MT	2005	1.085	140,000,000	151,900,000
2099		PICK UP DC	FORD	RANGER DOUBLE CAB 2.5L (4X2) MT	2004	1.085	124,000,000	134,540,000
2100		PICK UP DC	FORD	RANGER DOUBLE CAB 2.5L (4X4) AT (US66-RAA)	2007	1.085	202,000,000	219,170,000
2101		PICK UP DC	FORD	RANGER DOUBLE CAB 2.5L (4X4) AT (US66-RAA)	2006	1.085	200,000,000	217,000,000
2102		PICK UP DC	FORD	RANGER DOUBLE CAB 2.5L (4X4) AT (US66-RAA)	2005	1.085	195,000,000	211,575,000
2103		PICK UP DC	FORD	RANGER DOUBLE CAB 2.5L (4X4) AT (US66-RAA)	2004	1.085	167,000,000	181,195,000
2104		PICK UP DC	FORD	RANGER DOUBLE CAB 2.9L 4X2	2005	1.085	133,000,000	144,305,000
2105		PICK UP DC	FORD	RANGER DOUBLE CAB 2.9L 4X2	2004	1.085	113,000,000	122,605,000
2106		PICK UP DC	FORD	RANGER DOUBLE CAB 2.9L 4X2	2003	1.085	106,000,000	115,010,000
2107		PICK UP DC	FORD	RANGER DOUBLE CAB 2.9L 4X4	2007	1.085	173,000,000	187,705,000
2108		PICK UP DC	FORD	RANGER DOUBLE CAB 2.9L 4X4	2006	1.085	172,000,000	186,620,000
2109		PICK UP DC	FORD	RANGER DOUBLE CAB 2.9L 4X4	2005	1.085	170,000,000	184,450,000
2110		PICK UP DC	FORD	RANGER DOUBLE CAB 2.9L 4X4	2004	1.085	139,000,000	150,815,000
2111		PICK UP DC	FORD	RANGER DOUBLE CAB 2.9L 4X4	2003	1.085	131,000,000	142,135,000
2112		PICK UP DC	FORD	RANGER DOUBLE CAB 3.2L WILDTRACK (4X4)MT	2016	1.085	356,000,000	386,260,000
2113		PICK UP DC	FORD	RANGER DOUBLE CAB 4X2 XLT 2.5L MT (USS-RAA)	2007	1.085	142,000,000	154,070,000
2114		PICK UP DC	FORD	RANGER DOUBLE CAB 4X2 XLT 2.5L MT (USS-RAA)	2006	1.085	141,000,000	152,985,000
2115		PICK UP DC	FORD	RANGER DOUBLE CAB 4X2 XLT 2.5L MT (USS-RAA)	2005	1.085	140,000,000	151,900,000
2116		PICK UP DC	FORD	RANGER DOUBLE CAB BASE 2.2L (4X4) MT	2015	1.085	260,000,000	282,100,000
2117		PICK UP DC	FORD	RANGER DOUBLE CAB BASE 2.2L (4X4) MT	2014	1.085	247,000,000	267,995,000
2118		PICK UP DC	FORD	RANGER DOUBLE CAB BASE 2.2L (4X4) MT	2013	1.085	235,000,000	254,975,000
2119		PICK UP DC	FORD	RANGER DOUBLE CAB BASE 2.2L (4X4) MT	2012	1.085	223,000,000	241,955,000
2120		PICK UP DC	FORD	RANGER DOUBLE CAB BASE 2.2L (4X4) MT PLUS	2016	1.085	276,000,000	299,460,000
2121		PICK UP DC	FORD	RANGER DOUBLE CAB BASE 2.2L (4X4) MT PLUS	2015	1.085	262,000,000	284,270,000
2122		PICK UP DC	FORD	RANGER DOUBLE CAB BASE 2.2L (4X4) MT PLUS	2014	1.085	248,000,000	269,080,000
2123		PICK UP DC	FORD	RANGER DOUBLE CAB BASE 2.5L (4X4) MT	2012	1.085	247,000,000	267,995,000
2124		PICK UP DC	FORD	RANGER DOUBLE CAB BASE 2.5L (4X4) MT	2011	1.085	235,000,000	254,975,000
2125		PICK UP DC	FORD	RANGER DOUBLE CAB BASE 2.5L (4X4) MT	2010	1.085	224,000,000	243,040,000
2126		PICK UP DC	FORD	RANGER DOUBLE CAB BASE 2.5L (4X4) MT	2009	1.085	204,000,000	221,340,000
2127		PICK UP DC	FORD	RANGER DOUBLE CAB BASE 2.5L (4X4) MT	2008	1.085	190,000,000	206,150,000
2128		PICK UP DC	FORD	RANGER DOUBLE CAB BASE 2.5L (4X4) MT	2007	1.085	171,000,000	185,535,000
2129		PICK UP DC	FORD	RANGER DOUBLE CAB XLS 2.2L (4X4) MT	2016	1.085	289,000,000	313,565,000
2130		PICK UP DC	FORD	RANGER DOUBLE CAB XLS 2.2L (4X4) MT	2015	1.085	273,000,000	296,205,000
2131		PICK UP DC	FORD	RANGER DOUBLE CAB XLS 2.2L (4X4) MT	2014	1.085	259,000,000	281,015,000
2132		PICK UP DC	FORD	RANGER DOUBLE CAB XLS 2.2L (4X4) MT	2013	1.085	246,000,000	266,910,000
2133		PICK UP DC	FORD	RANGER DOUBLE CAB XLS 2.2L (4X4) MT	2012	1.085	234,000,000	253,890,000
2134		PICK UP DC	FORD	RANGER DOUBLE CAB XLS 2.2L (4X4) MT PLUS	2016	1.085	294,000,000	318,990,000
2135		PICK UP DC	FORD	RANGER DOUBLE CAB XLS 2.2L (4X4) MT PLUS	2015	1.085	277,000,000	300,545,000
2136		PICK UP DC	FORD	RANGER DOUBLE CAB XLS 2.2L (4X4) MT PLUS	2014	1.085	262,000,000	284,270,000
2137		PICK UP DC	FORD	RANGER DOUBLE CAB XLS 2.2L (4X4) MT PLUS	2013	1.085	250,000,000	271,250,000
2138		PICK UP DC	FORD	RANGER DOUBLE CAB XLT 2.2L (4X2) AT	2015	1.085	264,000,000	286,440,000
2139		PICK UP DC	FORD	RANGER DOUBLE CAB XLT 2.2L (4X2) AT	2014	1.085	261,000,000	283,185,000
2140		PICK UP DC	FORD	RANGER DOUBLE CAB XLT 2.2L (4X2) AT	2013	1.085	251,000,000	272,335,000
2141		PICK UP DC	FORD	RANGER DOUBLE CAB XLT 2.2L (4X2) AT	2012	1.085	239,000,000	259,315,000
2142		PICK UP DC	FORD	RANGER DOUBLE CAB XLT 2.2L (4X2) MT	2015	1.085	257,000,000	278,845,000
2143		PICK UP DC	FORD	RANGER DOUBLE CAB XLT 2.2L (4X2) MT	2014	1.085	253,000,000	274,505,000
2144		PICK UP DC	FORD	RANGER DOUBLE CAB XLT 2.2L (4X2) MT	2013	1.085	244,000,000	264,740,000
2145		PICK UP DC	FORD	RANGER DOUBLE CAB XLT 2.2L (4X2) MT	2012	1.085	232,000,000	251,720,000
2146		PICK UP DC	FORD	RANGER DOUBLE CAB XLT 2.2L (4X4) MT	2015	1.085	294,000,000	318,990,000
2147		PICK UP DC	FORD	RANGER DOUBLE CAB XLT 2.2L (4X4) MT	2014	1.085	279,000,000	302,715,000
2148		PICK UP DC	FORD	RANGER DOUBLE CAB XLT 2.2L (4X4) MT	2013	1.085	265,000,000	287,525,000
2149		PICK UP DC	FORD	RANGER DOUBLE CAB XLT 2.2L (4X4) MT	2012	1.085	252,000,000	273,420,000
2150		PICK UP DC	FORD	RANGER DOUBLE CABIN 2.5L (4X4) MT	2009	1.085	207,000,000	224,595,000
2151		PICK UP DC	FORD	RANGER DOUBLE CABIN 2.5L (4X4) MT	2008	1.085	193,000,000	209,405,000
2152		PICK UP DC	FORD	RANGER DOUBLE CABIN 2.5L (4X4) MT	2007	1.085	174,000,000	188,790,000
2153		PICK UP DC	FORD	RANGER DOUBLE CABIN 2.5L (4X4) MT	2006	1.085	165,000,000	179,025,000
2154		PICK UP DC	FORD	RANGER DOUBLE CABIN 2.5L (4X4) MT	2005	1.085	160,000,000	173,600,000
2155		PICK UP DC	FORD	RANGER DOUBLE CABIN 2.5L (4X4) MT	2004	1.085	155,000,000	168,175,000
2156		PICK UP DC	FORD	RANGER DOUBLE CABIN 2.5L (4X4) MT	2003	1.085	150,000,000	162,750,000
2157		PICK UP DC	FORD	RANGER DOUBLE CABIN 2.5L (4X4) MT	2002	1.085	146,000,000	158,410,000
2158		PICK UP DC	FORD	RANGER DOUBLE CABIN 2.5L XLT (4X4) MT	2012	1.085	251,000,000	272,335,000
2159		PICK UP DC	FORD	RANGER DOUBLE CABIN 2.5L XLT (4X4) MT	2011	1.085	239,000,000	259,315,000
2160		PICK UP DC	FORD	RANGER DOUBLE CABIN 2.5L XLT (4X4) MT	2010	1.085	228,000,000	247,380,000
2161		PICK UP DC	FORD	RANGER DOUBLE CABIN 2.9L (4X4) MT-SORV	2007	1.085	202,000,000	219,170,000
2162		PICK UP DC	FORD	RANGER DOUBLE CABIN 2.9L (4X4) MT-SORV	2006	1.085	200,000,000	217,000,000
2163		PICK UP DC	FORD	RANGER DOUBLE CABIN 4X4 XLT STD 2.5L MT	2012	1.085	251,000,000	272,335,000
2164		PICK UP DC	FORD	RANGER DOUBLE CABIN 4X4 XLT STD 2.5L MT	2011	1.085	239,000,000	259,315,000
2165		PICK UP DC	FORD	RANGER DOUBLE CABIN 4X4 XLT STD 2.5L MT	2010	1.085	228,000,000	247,380,000
2166		PICK UP DC	FORD	RANGER DOUBLE CABIN 4X4 XLT STD 2.5L MT	2009	1.085	207,000,000	224,595,000
2167		PICK UP DC	FORD	RANGER DOUBLE CABIN 4X4 XLT STD 2.5L MT	2008	1.085	193,000,000	209,405,000
2168		PICK UP DC	FORD	RANGER DOUBLE CABIN 4X4 XLT STD 2.5L MT	2007	1.085	174,000,000	188,790,000
2169		PICK UP DC	FORD	RANGER DOUBLE CABIN 4X4 XLT STD 2.5L MT	2006	1.085	173,000,000	187,705,000
2170		PICK UP DC	FORD	RANGER DOUBLE CABIN 4X4 XLT STD 2.5L MT	2005	1.085	170,000,000	184,450,000
2171		PICK UP DC	FORD	RANGER DOUBLE CABIN 4X4 XLT STD 2.5L MT	2004	1.085	151,000,000	163,835,000
2172		PICK UP DC	FORD	RANGER DOUBLE CABIN XLT 2.5L (4X2) AT	2012	1.085	235,000,000	254,975,000
2173		PICK UP DC	FORD	RANGER DOUBLE CABIN XLT 2.5L (4X2) AT	2011	1.085	224,000,000	243,040,000
2174		PICK UP DC	FORD	RANGER DOUBLE CABIN XLT 2.5L (4X2) AT	2010	1.085	213,000,000	231,105,000
2175		PICK UP DC	FORD	RANGER DOUBLE CABIN XLT 2.5L (4X2) AT	2009	1.085	194,000,000	210,490,000
2176		PICK UP DC	FORD	RANGER DOUBLE CABIN XLT 2.5L (4X2) AT	2008	1.085	181,000,000	196,385,000
2177		PICK UP DC	FORD	RANGER DOUBLE CABIN XLT 2.5L (4X2) AT	2007	1.085	169,000,000	183,365,000
2178		PICK UP DC	FORD	RANGER DOUBLE CABIN XLT 2.5L (4X2) MT	2012	1.085	210,000,000	227,850,000
2179		PICK UP DC	FORD	RANGER DOUBLE CABIN XLT 2.5L (4X2) MT	2011	1.085	200,000,000	217,000,000
2180		PICK UP DC	FORD	RANGER DOUBLE CABIN XLT 2.5L (4X2) MT	2010	1.085	190,000,000	206,150,000
2181		PICK UP DC	FORD	RANGER DOUBLE CABIN XLT 2.5L (4X2) MT	2009	1.085	173,000,000	187,705,000
2182		PICK UP DC	FORD	RANGER DOUBLE CABIN XLT 2.5L (4X2) MT	2008	1.085	161,000,000	174,685,000
2183		PICK UP DC	FORD	RANGER DOUBLE CABIN XLT 2.5L (4X2) MT	2007	1.085	146,000,000	158,410,000
2184		PICK UP DC	FORD	RANGER DOUBLE CABIN XLT 2.5L (4X2) MT	2006	1.085	144,000,000	156,240,000
2185		PICK UP DC	FORD	RANGER DOUBLE CABIN XLT 2.5L (4X2) MT	2005	1.085	142,000,000	154,070,000
2186		PICK UP DC	FORD	RANGER DOUBLE CABIN XLT 2.5L (4X2) MT	2004	1.085	127,000,000	137,795,000
2187		PICK UP DC	FORD	RANGER DOUBLE CABIN XLT 2.5L (4X4) AT	2007	1.085	199,000,000	215,915,000
2188		PICK UP DC	FORD	RANGER DOUBLE CABIN XLT 2.5L (4X4) AT	2006	1.085	197,000,000	213,745,000
2189		PICK UP DC	FORD	RANGER DOUBLE CABIN XLT 2.5L (4X4) AT	2005	1.085	193,000,000	209,405,000
2190		PICK UP DC	FORD	RANGER DOUBLE CABIN XLT 2.5L (4X4) AT	2004	1.085	172,000,000	186,620,000
2191		PICK UP DC	FORD	RANGER DOUBLE CABIN XLT 2.5L (4X4) MT-SORV	2007	1.085	215,000,000	233,275,000
2192		PICK UP DC	FORD	RANGER DOUBLE CABIN XLT 2.5L (4X4) MT-SORV	2006	1.085	213,000,000	231,105,000
2193		PICK UP DC	FORD	RANGER DOUBLE CABIN XLT 3.0L (4X4) AT	2012	1.085	291,000,000	315,735,000
2194		PICK UP DC	FORD	RANGER DOUBLE CABIN XLT 3.0L (4X4) AT	2011	1.085	277,000,000	300,545,000
2195		PICK UP DC	FORD	RANGER DOUBLE CABIN XLT 3.0L (4X4) AT	2010	1.085	264,000,000	286,440,000
2196		PICK UP DC	FORD	RANGER DOUBLE CABIN XLT 3.0L (4X4) AT	2009	1.085	240,000,000	260,400,000

NO	KODING	JENIS	MEREK	TIPE	TH BUAT	BOBOT	NJKB	DP PKB
1	2	3	4	5	6	7	8	9
2197		PICK UP DC	FORD	RANGER DOUBLE CABIN XLT 3.0L (4X4) AT	2008	1.085	224,000,000	243,040,000
2198		PICK UP DC	FORD	RANGER DOUBLE CABIN XLT 3.0L (4X4) AT	2007	1.085	204,000,000	221,340,000
2199		PICK UP DC	FORD	RANGER DOUBLE CABIN XLT 3.0L (4X4) MT	2012	1.085	279,000,000	302,715,000
2200		PICK UP DC	FORD	RANGER DOUBLE CABIN XLT 3.0L (4X4) MT	2011	1.085	266,000,000	288,610,000
2201		PICK UP DC	FORD	RANGER DOUBLE CABIN XLT 3.0L (4X4) MT	2010	1.085	253,000,000	274,505,000
2202		PICK UP DC	FORD	RANGER DOUBLE CABIN XLT 3.0L (4X4) MT	2009	1.085	230,000,000	249,550,000
2203		PICK UP DC	FORD	RANGER DOUBLE CABIN XLT 3.0L (4X4) MT	2008	1.085	214,000,000	232,190,000
2204		PICK UP DC	FORD	RANGER DOUBLE CABIN XLT 3.0L (4X4) MT	2007	1.085	196,000,000	212,660,000
2205		PICK UP DC	FORD	RANGER DOUBLE CABIN XLT 3.2L (4X4) MT	2016	1.085	317,000,000	343,945,000
2206		PICK UP DC	FORD	RANGER DOUBLE CABIN XLT 3.2L (4X4) MT	2015	1.085	303,000,000	328,755,000
2207		PICK UP DC	FORD	RANGER DOUBLE CABIN XLT 3.2L (4X4) MT	2014	1.085	287,000,000	311,395,000
2208		PICK UP DC	FORD	RANGER DOUBLE CABIN XLT 3.2L (4X4) MT	2013	1.085	274,000,000	297,290,000
2209		PICK UP DC	FORD	RANGER DOUBLE CABIN XLT-STD 2.5L (4X4) MT-SORV	2007	1.085	204,000,000	221,340,000
2210		PICK UP DC	FORD	RANGER DOUBLE CABIN XLT-STD 2.5L (4X4) MT-SORV	2006	1.085	202,000,000	219,170,000
2211		PICK UP DC	GREAT WALL	WINGLE DOUBLE CABIN	2012	1.085	88,000,000	95,480,000
2212		PICK UP DC	GREAT WALL	WINGLE DOUBLE CABIN	2011	1.085	84,000,000	91,140,000
2213		PICK UP DC	GREAT WALL	WINGLE DOUBLE CABIN	2010	1.085	80,000,000	86,800,000
2214		PICK UP DC	GREAT WALL	WINGLE DOUBLE CABIN	2009	1.085	73,000,000	79,205,000
2215		PICK UP DC	GREAT WALL	WINGLE DOUBLE CABIN	2008	1.085	68,000,000	73,780,000
2216		PICK UP DC	GREAT WALL	WINGLE DOUBLE CABIN	2007	1.085	61,000,000	66,185,000
2217		PICK UP DC	HUMMER	H2 SUT DOUBLE CAB AT	2005	1.085	1,004,000,000	1,089,340,000
2218		PICK UP DC	HUMMER	H2 SUT PICK UP DOUBLE CAB A/T	2007	1.085	859,000,000	932,015,000
2219		PICK UP DC	HUMMER	H2 SUT PICK UP DOUBLE CAB A/T	2006	1.085	774,000,000	839,790,000
2220		PICK UP DC	ISUZU	D-MAX DOUBLE CAB (4X4)	2007	1.085	192,000,000	208,320,000
2221		PICK UP DC	ISUZU	D-MAX DOUBLE CAB (4X4)	2006	1.085	190,000,000	206,150,000
2222		PICK UP DC	ISUZU	D-MAX DOUBLE CAB (4X4)	2005	1.085	177,000,000	192,045,000
2223		PICK UP DC	ISUZU	D-MAX DOUBLE CAB (4X4)	2004	1.085	155,000,000	168,175,000
2224		PICK UP DC	ISUZU	D-MAX DOUBLE CAB (4X4)	2003	1.085	152,000,000	164,920,000
2225		PICK UP DC	ISUZU	D-MAX DOUBLE CAB RODEO LS (4X4)	2012	1.085	289,000,000	313,565,000
2226		PICK UP DC	ISUZU	D-MAX DOUBLE CAB RODEO LS (4X4)	2011	1.085	275,000,000	298,375,000
2227		PICK UP DC	ISUZU	D-MAX DOUBLE CAB RODEO LS (4X4)	2010	1.085	262,000,000	284,270,000
2228		PICK UP DC	ISUZU	D-MAX DOUBLE CAB RODEO LS (4X4)	2009	1.085	238,000,000	258,230,000
2229		PICK UP DC	ISUZU	D-MAX DOUBLE CAB RODEO LS (4X4)	2008	1.085	224,000,000	243,040,000
2230		PICK UP DC	ISUZU	D-MAX DOUBLE CAB RODEO LS (4X4)	2007	1.085	217,000,000	235,445,000
2231		PICK UP DC	ISUZU	D-MAX DOUBLE CAB RODEO LS (4X4)	2006	1.085	215,000,000	233,275,000
2232		PICK UP DC	ISUZU	D-MAX DOUBLE CAB RODEO LS (4X4)	2005	1.085	201,000,000	218,085,000
2233		PICK UP DC	ISUZU	D-MAX E.2 DOUBLE CAB (4X4)	2008	1.085	220,000,000	238,700,000
2234		PICK UP DC	ISUZU	D-MAX E.2 DOUBLE CAB (4X4)	2007	1.085	193,000,000	209,405,000
2235		PICK UP DC	ISUZU	D-MAX E.2 DOUBLE CAB (4X4) RODEO	2008	1.085	241,000,000	261,485,000
2236		PICK UP DC	ISUZU	D-MAX E.2 DOUBLE CAB (4X4) RODEO	2007	1.085	217,000,000	235,445,000
2237		PICK UP DC	ISUZU	TFS 54 DOUBLE CABIN CBU (4X4) 2500CC	2005	1.085	90,000,000	97,650,000
2238		PICK UP DC	ISUZU	TFS 54 DOUBLE CABIN CBU (4X4) 2500CC	2004	1.085	83,000,000	90,055,000
2239		PICK UP DC	ISUZU	TFS 54 DOUBLE CABIN CBU (4X4) 2500CC	2003	1.085	81,000,000	87,885,000
2240		PICK UP DC	ISUZU	TFS 54 DOUBLE CABIN CBU (4X4) 2500CC	2002	1.085	80,000,000	86,800,000
2241		PICK UP DC	ISUZU	TFS 54 DOUBLE CABIN CBU (4X4) 2500CC	2001	1.085	78,000,000	84,630,000
2242		PICK UP DC	ISUZU	TFS 54 DOUBLE CABIN CBU (4X4) 2500CC	2000	1.085	75,000,000	81,375,000
2243		PICK UP DC	ISUZU	TFS 55 DOUBLE CABIN (4X4) 2800CC	2005	1.085	101,000,000	109,585,000
2244		PICK UP DC	ISUZU	TFS 55 DOUBLE CABIN (4X4) 2800CC	2004	1.085	93,000,000	100,905,000
2245		PICK UP DC	ISUZU	TFS 55 DOUBLE CABIN (4X4) 2800CC	2003	1.085	91,000,000	98,735,000
2246		PICK UP DC	ISUZU	TFS 55 DOUBLE CABIN (4X4) 2800CC	2002	1.085	89,000,000	96,565,000
2247		PICK UP DC	ISUZU	TFS 55 DOUBLE CABIN (4X4) 2800CC	2001	1.085	86,000,000	93,310,000
2248		PICK UP DC	ISUZU	TFS 55 DOUBLE CABIN (4X4) 2800CC	2000	1.085	85,000,000	92,225,000
2249		PICK UP DC	ISUZU	TFS5X D-MAX DC (4X4) 3.0L MT	2015	1.085	253,000,000	274,505,000
2250		PICK UP DC	ISUZU	TFS5X D-MAX DC (4X4) 3.0L MT	2014	1.085	241,000,000	261,485,000
2251		PICK UP DC	ISUZU	TFS5X D-MAX DC (4X4) 3.0L MT	2013	1.085	230,000,000	249,550,000
2252		PICK UP DC	ISUZU	TFS6X D-MAX DC (4X4) 2.5L MT	2015	1.085	263,000,000	285,355,000
2253		PICK UP DC	ISUZU	TFS6X D-MAX DC (4X4) 2.5L MT	2014	1.085	250,000,000	271,250,000
2254		PICK UP DC	ISUZU	TFS6X D-MAX DC (4X4) 2.5L MT	2013	1.085	238,000,000	258,230,000
2255		PICK UP DC	ISUZU	TFS6Y D-MAX DC 2.5L (4X4) M/T	2019	1.085	292,000,000	316,820,000
2256		PICK UP DC	ISUZU	TFS6Y D-MAX DC 2.5L (4X4) M/T	2018	1.085	278,000,000	301,630,000
2257		PICK UP DC	ISUZU	TFS6Y D-MAX DC 2.5L (4X4) M/T	2017	1.085	265,000,000	287,525,000
2258		PICK UP DC	ISUZU	TFS6Y D-MAX DC 2.5L (4X4) M/T	2016	1.085	252,000,000	273,420,000
2259		PICK UP DC	ISUZU	TFS6Y D-MAX DC 2.5L (4X4) M/T	2015	1.085	240,000,000	260,400,000
2260		PICK UP DC	ISUZU	TFS6Y D-MAX DC 2.5L R1 (4X4) M/T	2019	1.085	282,000,000	305,970,000
2261		PICK UP DC	ISUZU	TFS85HD (D-MAX DC-1 4X4 M/T)	2015	1.085	226,000,000	245,210,000
2262		PICK UP DC	ISUZU	TFS85HD (D-MAX DC-1 4X4 M/T)	2014	1.085	215,000,000	233,275,000
2263		PICK UP DC	ISUZU	TFS85HD (D-MAX DC-1 4X4 M/T)	2012	1.085	194,000,000	210,490,000
2264		PICK UP DC	ISUZU	TFS85HD (D-MAX DC-1 4X4 M/T)	2011	1.085	183,000,000	198,555,000
2265		PICK UP DC	ISUZU	TFS85HD (D-MAX DC-2 4X4 M/T)	2015	1.085	234,000,000	253,890,000
2266		PICK UP DC	ISUZU	TFS85HD (D-MAX DC-2 4X4 M/T)	2014	1.085	223,000,000	241,955,000
2267		PICK UP DC	ISUZU	TFS85HD (D-MAX DC-2 4X4 M/T)	2012	1.085	201,000,000	218,085,000
2268		PICK UP DC	ISUZU	TFS85HD (D-MAX DC-2 4X4 M/T)	2011	1.085	192,000,000	208,320,000
2269		PICK UP DC	ISUZU	TFS85HD (D-MAX DC-3 4X4 M/T)	2015	1.085	274,000,000	297,290,000
2270		PICK UP DC	ISUZU	TFS85HD (D-MAX DC-3 4X4 M/T)	2014	1.085	261,000,000	283,185,000
2271		PICK UP DC	ISUZU	TFS85HD (D-MAX DC-3 4X4 M/T)	2013	1.085	249,000,000	270,165,000
2272		PICK UP DC	ISUZU	TFS85HD (D-MAX DC-3 4X4 M/T)	2012	1.085	238,000,000	258,230,000
2273		PICK UP DC	ISUZU	TFS85HD (D-MAX DC-3 4X4 M/T)	2011	1.085	225,000,000	244,125,000
2274		PICK UP DC	ISUZU	TFS85HDPRMEG (4X4, DOUBLE CAB)	2012	1.085	245,000,000	265,825,000
2275		PICK UP DC	ISUZU	TFS85HDPRMEG (4X4, DOUBLE CAB)	2011	1.085	233,000,000	252,805,000
2276		PICK UP DC	ISUZU	TFS85HDPRMEG (4X4, DOUBLE CAB)	2010	1.085	222,000,000	240,870,000
2277		PICK UP DC	ISUZU	TFS85HDPRMEG (4X4, DOUBLE CAB)	2009	1.085	202,000,000	219,170,000
2278		PICK UP DC	ISUZU	TFS85HDPRMXG (4X4, DOUBLE CAB LS)	2012	1.085	276,000,000	299,460,000
2279		PICK UP DC	ISUZU	TFS85HDPRMXG (4X4, DOUBLE CAB LS)	2011	1.085	263,000,000	285,355,000
2280		PICK UP DC	ISUZU	TFS85HDPRMXG (4X4, DOUBLE CAB LS)	2010	1.085	250,000,000	271,250,000
2281		PICK UP DC	ISUZU	TFS85HDPRMXG (4X4, DOUBLE CAB LS)	2009	1.085	227,000,000	246,295,000
2282		PICK UP DC	JRD	DC 4-1 DOUBLE CABIN	2005	1.085	67,000,000	72,695,000
2283		PICK UP DC	LANDROVER	130 TDI (DOUBLE CABIN)	2005	1.085	428,000,000	464,380,000
2284		PICK UP DC	MAZDA	B 2500 (4X4) DOUBLE CABIN	2006	1.085	171,000,000	185,535,000
2285		PICK UP DC	MAZDA	B 2500 (4X4) DOUBLE CABIN	2005	1.085	163,000,000	176,855,000
2286		PICK UP DC	MAZDA	B 2500 (4X4) DOUBLE CABIN	2004	1.085	144,000,000	156,240,000
2287		PICK UP DC	MAZDA	B 2500 (4X4) DOUBLE CABIN	2003	1.085	135,000,000	146,475,000
2288		PICK UP DC	MAZDA	BT-50 DOUBLE CABIN 4X2 2.5 M/T HI RIDER	2011	1.085	219,000,000	237,615,000
2289		PICK UP DC	MAZDA	BT-50 DOUBLE CABIN 4X2 2.5 M/T HI RIDER	2010	1.085	209,000,000	226,765,000
2290		PICK UP DC	MAZDA	BT-50 DOUBLE CABIN 4X2 2.5 M/T HI RIDER	2009	1.085	190,000,000	206,150,000
2291		PICK UP DC	MAZDA	BT-50 DOUBLE CABIN 4X2 2.5 M/T HI RIDER	2008	1.085	178,000,000	193,130,000
2292		PICK UP DC	MAZDA	BT-50 DOUBLE CABIN 4X4 2200 6A/T HIGH	2016	1.085	275,000,000	298,375,000
2293		PICK UP DC	MAZDA	BT-50 DOUBLE CABIN 4X4 2200 6M/T HIGH	2016	1.085	256,000,000	277,760,000
2294		PICK UP DC	MAZDA	BT-50 DOUBLE CABIN 4X4 2.5 5M/T (WLT) HIGH	2016	1.085	301,000,000	326,585,000
2295		PICK UP DC	MAZDA	BT-50 DOUBLE CABIN 4X4 2.5 5M/T (WLT) LOW	2016	1.085	249,000,000	270,165,000
2296		PICK UP DC	MAZDA	BT-50 DOUBLE CABIN 4X4 2.5 5M/T (WLT) MID	2016	1.085	259,000,000	281,015,000

NO	KODING	JENIS	MEREK	TIPE	TH BUAT	BOBOT	NJKB	DP PKB
1	2	3	4	5	6	7	8	9
2297		PICK UP DC	MAZDA	BT-50 DOUBLE CABIN 4X4 2.5 M/T (WLT)	2015	1.085	226,000,000	245,210,000
2298		PICK UP DC	MAZDA	BT-50 DOUBLE CABIN 4X4 2.5 M/T (WLT)	2014	1.085	215,000,000	233,275,000
2299		PICK UP DC	MAZDA	BT-50 DOUBLE CABIN 4X4 2.5 M/T (WLT)	2013	1.085	203,000,000	220,255,000
2300		PICK UP DC	MAZDA	BT-50 DOUBLE CABIN 4X4 2.5 M/T (WLT)	2012	1.085	194,000,000	210,490,000
2301		PICK UP DC	MAZDA	BT-50 DOUBLE CABIN 4X4 2.5 M/T (WLT)	2011	1.085	183,000,000	198,555,000
2302		PICK UP DC	MAZDA	BT-50 DOUBLE CABIN 4X4 2.5 M/T (WLT)	2010	1.085	175,000,000	189,875,000
2303		PICK UP DC	MAZDA	BT-50 DOUBLE CABIN 4X4 2.5 M/T (WLT)	2007	1.085	149,000,000	161,665,000
2304		PICK UP DC	MAZDA	BT-50 DOUBLE CABIN 4X4 2.5 M/T (WLT) HIGH	2015	1.085	279,000,000	302,715,000
2305		PICK UP DC	MAZDA	BT-50 DOUBLE CABIN 4X4 2.5 M/T (WLT) HIGH	2014	1.085	265,000,000	287,525,000
2306		PICK UP DC	MAZDA	BT-50 DOUBLE CABIN 4X4 2.5 M/T (WLT) HIGH	2013	1.085	252,000,000	273,420,000
2307		PICK UP DC	MAZDA	BT-50 DOUBLE CABIN 4X4 2.5 M/T (WLT) HIGH	2012	1.085	239,000,000	259,315,000
2308		PICK UP DC	MAZDA	BT-50 DOUBLE CABIN 4X4 2.5 M/T (WLT) HIGH	2011	1.085	213,000,000	231,105,000
2309		PICK UP DC	MAZDA	BT-50 DOUBLE CABIN 4X4 2.5 M/T (WLT) HIGH	2010	1.085	201,000,000	218,085,000
2310		PICK UP DC	MAZDA	BT-50 DOUBLE CABIN 4X4 2.5 M/T (WLT) HIGH	2009	1.085	192,000,000	208,320,000
2311		PICK UP DC	MAZDA	BT-50 DOUBLE CABIN 4X4 2.5 M/T (WLT) HIGH	2008	1.085	181,000,000	196,385,000
2312		PICK UP DC	MAZDA	BT-50 DOUBLE CABIN 4X4 2.5 M/T (WLT) HIGH	2007	1.085	173,000,000	187,705,000
2313		PICK UP DC	MAZDA	BT-50 DOUBLE CABIN 4X4 2.5 M/T (WLT) LOW	2015	1.085	238,000,000	258,230,000
2314		PICK UP DC	MAZDA	BT-50 DOUBLE CABIN 4X4 2.5 M/T (WLT) LOW	2014	1.085	226,000,000	245,210,000
2315		PICK UP DC	MAZDA	BT-50 DOUBLE CABIN 4X4 2.5 M/T (WLT) LOW	2013	1.085	215,000,000	233,275,000
2316		PICK UP DC	MAZDA	BT-50 DOUBLE CABIN 4X4 2.5 M/T (WLT) LOW	2012	1.085	204,000,000	221,340,000
2317		PICK UP DC	MAZDA	BT-50 DOUBLE CABIN 4X4 2.5 M/T (WLT) LOW	2011	1.085	194,000,000	210,490,000
2318		PICK UP DC	MAZDA	BT-50 DOUBLE CABIN 4X4 2.5 M/T (WLT) LOW	2010	1.085	184,000,000	199,640,000
2319		PICK UP DC	MAZDA	BT-50 DOUBLE CABIN 4X4 2.5 M/T (WLT) LOW	2009	1.085	175,000,000	189,875,000
2320		PICK UP DC	MAZDA	BT-50 DOUBLE CABIN 4X4 2.5 M/T (WLT) LOW	2008	1.085	166,000,000	180,110,000
2321		PICK UP DC	MAZDA	BT-50 DOUBLE CABIN 4X4 2.5 M/T (WLT) LOW	2007	1.085	158,000,000	171,430,000
2322		PICK UP DC	MAZDA	BT-50 DOUBLE CABIN 4X4 2.5 M/T (WLT) MID	2015	1.085	252,000,000	273,420,000
2323		PICK UP DC	MAZDA	BT-50 DOUBLE CABIN 4X4 2.5 M/T (WLT) MID	2014	1.085	250,000,000	271,250,000
2324		PICK UP DC	MAZDA	BT-50 DOUBLE CABIN 4X4 2.5 M/T (WLT) MID	2013	1.085	239,000,000	259,315,000
2325		PICK UP DC	MAZDA	BT-50 DOUBLE CABIN 4X4 2.5 M/T (WLT) MID	2012	1.085	226,000,000	245,210,000
2326		PICK UP DC	MAZDA	BT-50 DOUBLE CABIN 4X4 2.5 M/T (WLT) MID	2011	1.085	216,000,000	234,360,000
2327		PICK UP DC	MAZDA	BT-50 DOUBLE CABIN 4X4 2.5 M/T (WLT) MID	2010	1.085	204,000,000	221,340,000
2328		PICK UP DC	MAZDA	BT-50 DOUBLE CABIN 4X4 2.5 M/T (WLT) MID	2009	1.085	195,000,000	211,575,000
2329		PICK UP DC	MAZDA	BT-50 DOUBLE CABIN 4X4 2.5 M/T (WLT) MID	2008	1.085	184,000,000	199,640,000
2330		PICK UP DC	MAZDA	BT-50 DOUBLE CABIN 4X4 2.5 M/T (WLT) MID	2007	1.085	176,000,000	190,960,000
2331		PICK UP DC	MAZDA	BT-50 DOUBLE CABIN 4X4 3.0 M/T (WEC)	2015	1.085	251,000,000	272,335,000
2332		PICK UP DC	MAZDA	BT-50 DOUBLE CABIN 4X4 3.0 M/T (WEC)	2014	1.085	239,000,000	259,315,000
2333		PICK UP DC	MAZDA	BT-50 DOUBLE CABIN 4X4 3.0 M/T (WEC)	2013	1.085	226,000,000	245,210,000
2334		PICK UP DC	MAZDA	BT-50 DOUBLE CABIN 4X4 3.0 M/T (WEC)	2012	1.085	216,000,000	234,360,000
2335		PICK UP DC	MAZDA	BT-50 DOUBLE CABIN 4X4 3.0 M/T (WEC)	2011	1.085	204,000,000	221,340,000
2336		PICK UP DC	MAZDA	BT-50 DOUBLE CABIN 4X4 3.0 M/T (WEC)	2010	1.085	195,000,000	211,575,000
2337		PICK UP DC	MAZDA	BT-50 DOUBLE CABIN 4X4 3.0 M/T (WEC)	2009	1.085	184,000,000	199,640,000
2338		PICK UP DC	MAZDA	BT-50 DOUBLE CABIN 4X4 3.0 M/T (WEC)	2008	1.085	176,000,000	190,960,000
2339		PICK UP DC	MAZDA	BT-50 DOUBLE CABIN 4X4 3.0 M/T (WEC)	2007	1.085	166,000,000	180,110,000
2340		PICK UP DC	MAZDA	BT-50 DOUBLE CABIN 4X4 DE 2200 5 M/T-UL8GRAB	2019	1.085	203,000,000	220,255,000
2341		PICK UP DC	MAZDA	BT-50 DOUBLE CABIN 4X4 DE 2200 5M/T (LOW)	2015	1.085	174,000,000	188,790,000
2342		PICK UP DC	MAZDA	BT-50 DOUBLE CABIN 4X4 DE 2200 5M/T (LOW)	2014	1.085	171,000,000	185,535,000
2343		PICK UP DC	MAZDA	BT-50 DOUBLE CABIN 4X4 DE 2200 5M/T MID	2017	1.085	241,000,000	261,485,000
2344		PICK UP DC	MAZDA	BT-50 DOUBLE CABIN 4X4 DE 2200 5M/T MID	2016	1.085	234,000,000	253,890,000
2345		PICK UP DC	MAZDA	BT-50 DOUBLE CABIN 4X4 DE 2200 5M/T MID	2015	1.085	227,000,000	246,295,000
2346		PICK UP DC	MAZDA	BT-50 DOUBLE CABIN 4X4 DE 2200 5M/T MID	2014	1.085	220,000,000	238,700,000
2347		PICK UP DC	MAZDA	BT-50 DOUBLE CABIN 4X4 DE 2200 5M/T MID	2013	1.085	213,000,000	231,105,000
2348		PICK UP DC	MAZDA	BT-50 DOUBLE CABIN 4X4 DE 2200 5M/T MID	2012	1.085	209,000,000	226,765,000
2349		PICK UP DC	MAZDA	BT-50 DOUBLE CABIN 4X4 DE 2200 6A/T HIGH	2015	1.085	305,000,000	330,925,000
2350		PICK UP DC	MAZDA	BT-50 DOUBLE CABIN 4X4 DE 2200 6A/T HIGH	2014	1.085	290,000,000	314,650,000
2351		PICK UP DC	MAZDA	BT-50 DOUBLE CABIN 4X4 DE 2200 6A/T HIGH	2013	1.085	276,000,000	299,460,000
2352		PICK UP DC	MAZDA	BT-50 DOUBLE CABIN 4X4 DE 2200 6A/T HIGH	2012	1.085	262,000,000	284,270,000
2353		PICK UP DC	MAZDA	BT-50 DOUBLE CABIN 4X4 DE 2200 6M/T HIGH	2015	1.085	284,000,000	308,140,000
2354		PICK UP DC	MAZDA	BT-50 DOUBLE CABIN 4X4 DE 2200 6M/T HIGH	2014	1.085	270,000,000	292,950,000
2355		PICK UP DC	MAZDA	BT-50 DOUBLE CABIN 4X4 DE 2200 6M/T HIGH	2013	1.085	257,000,000	278,845,000
2356		PICK UP DC	MAZDA	BT-50 DOUBLE CABIN 4X4 DE 2200 6M/T HIGH	2012	1.085	244,000,000	264,740,000
2357		PICK UP DC	MITSUBISHI	FG 337 B, 4214CC (DOUBLE CABIN PU)	1995	1.085	70,000,000	75,950,000
2358		PICK UP DC	MITSUBISHI	K 34, 2500CC (DOUBLE CABIN)	1997	1.085	34,000,000	36,890,000
2359		PICK UP DC	MITSUBISHI	K 34, 2500CC (DOUBLE CABIN)	1996	1.085	32,000,000	34,720,000
2360		PICK UP DC	MITSUBISHI	K 74 TG , 2500CC (DOUBLE CABIN)	2005	1.085	162,000,000	175,770,000
2361		PICK UP DC	MITSUBISHI	K 74 TG , 2500CC (DOUBLE CABIN)	2004	1.085	153,000,000	166,005,000
2362		PICK UP DC	MITSUBISHI	K 74 TG , 2500CC (DOUBLE CABIN)	2003	1.085	151,000,000	163,835,000
2363		PICK UP DC	MITSUBISHI	K 74 TG , 2500CC (DOUBLE CABIN)	2002	1.085	150,000,000	162,750,000
2364		PICK UP DC	MITSUBISHI	K 74, 2500CC (DOUBLE CABIN)	1997	1.085	86,000,000	93,310,000
2365		PICK UP DC	MITSUBISHI	L 200 2.5 L (4X4) DOUBLE CABIN	2004	1.085	126,000,000	136,710,000
2366		PICK UP DC	MITSUBISHI	L 200 3.0L AT 4WD (DOUBLE CABIN)	2006	1.085	231,000,000	250,635,000
2367		PICK UP DC	MITSUBISHI	L 200 3.0L AT 4WD (DOUBLE CABIN)	2005	1.085	220,000,000	238,700,000
2368		PICK UP DC	MITSUBISHI	L 200 3.0L AT 4WD (DOUBLE CABIN)	2004	1.085	210,000,000	227,850,000
2369		PICK UP DC	MITSUBISHI	L 200 K 74 T DOUBLE CABIN (4X4)	2006	1.085	186,000,000	201,810,000
2370		PICK UP DC	MITSUBISHI	L 200 K 74 T DOUBLE CABIN (4X4)	2005	1.085	177,000,000	192,045,000
2371		PICK UP DC	MITSUBISHI	L 200 K 74 T DOUBLE CABIN (4X4)	2004	1.085	169,000,000	183,365,000
2372		PICK UP DC	MITSUBISHI	L 200 K 74 T DOUBLE CABIN (4X4)	2003	1.085	161,000,000	174,685,000
2373		PICK UP DC	MITSUBISHI	L 200 K 74 T DOUBLE CABIN (4X4)	2002	1.085	153,000,000	166,005,000
2374		PICK UP DC	MITSUBISHI	L200 2.5 DOUBLE CABIN	2003	1.085	145,000,000	157,325,000
2375		PICK UP DC	MITSUBISHI	L200 2.5 L GLS DOUBLE CABIN (4X4)	2007	1.085	170,000,000	184,450,000
2376		PICK UP DC	MITSUBISHI	L200 2.5 L GLS DOUBLE CABIN (4X4)	2006	1.085	169,000,000	183,365,000
2377		PICK UP DC	MITSUBISHI	L200 2.5 L GLS DOUBLE CABIN (4X4)	2005	1.085	166,000,000	180,110,000
2378		PICK UP DC	MITSUBISHI	L200 2.5 L GLS DOUBLE CABIN (4X4)	2004	1.085	153,000,000	166,005,000
2379		PICK UP DC	MITSUBISHI	L200 2.5 L GLS DOUBLE CABIN (4X4)	2003	1.085	145,000,000	157,325,000
2380		PICK UP DC	MITSUBISHI	L200 2.5L DOUBLE CABIN	2003	1.085	145,000,000	157,325,000
2381		PICK UP DC	MITSUBISHI	L200 2.8L GL (4X4) DOUBLE CABIN	2012	1.085	229,000,000	248,465,000
2382		PICK UP DC	MITSUBISHI	L200 2.8L GL (4X4) DOUBLE CABIN	2011	1.085	218,000,000	236,530,000
2383		PICK UP DC	MITSUBISHI	L200 2.8L GL (4X4) DOUBLE CABIN	2010	1.085	208,000,000	225,680,000
2384		PICK UP DC	MITSUBISHI	L200 2.8L GL (4X4) DOUBLE CABIN	2009	1.085	189,000,000	205,065,000
2385		PICK UP DC	MITSUBISHI	L200 2.8L GL (4X4) DOUBLE CABIN	2008	1.085	178,000,000	193,130,000
2386		PICK UP DC	MITSUBISHI	L200 2.8L GL (4X4) DOUBLE CABIN	2007	1.085	166,000,000	180,110,000
2387		PICK UP DC	MITSUBISHI	L200 2.8L GL (4X4) DOUBLE CABIN	2006	1.085	158,000,000	171,430,000
2388		PICK UP DC	MITSUBISHI	L200 2.8L GL (4X4) DOUBLE CABIN	2005	1.085	150,000,000	162,750,000
2389		PICK UP DC	MITSUBISHI	STRADA 2.5L GLS (4X4) M/T DOUBLE CABIN	2012	1.085	257,000,000	278,845,000
2390		PICK UP DC	MITSUBISHI	STRADA 2.5L GLS (4X4) M/T DOUBLE CABIN	2011	1.085	245,000,000	265,825,000
2391		PICK UP DC	MITSUBISHI	STRADA 2.5L GLS (4X4) M/T DOUBLE CABIN	2010	1.085	233,000,000	252,805,000
2392		PICK UP DC	MITSUBISHI	STRADA 2.5L GLS (4X4) M/T DOUBLE CABIN	2009	1.085	212,000,000	230,020,000
2393		PICK UP DC	MITSUBISHI	STRADA 2.5L GLS (4X4) M/T DOUBLE CABIN	2008	1.085	200,000,000	217,000,000
2394		PICK UP DC	MITSUBISHI	STRADA 2.5L GLS (4X4) M/T DOUBLE CABIN	2007	1.085	186,000,000	201,810,000
2395		PICK UP DC	MITSUBISHI	STRADA 2.5L GLS (4X4) M/T DOUBLE CABIN	2006	1.085	177,000,000	192,045,000
2396		PICK UP DC	MITSUBISHI	STRADA CR 2.5 A DC EXCEED (4X4) A/T	2015	1.085	370,000,000	401,450,000

NO	KODING	JENIS	MERЕК	TIPE	TH BUAT	BOBOT	NJKB	DP PKB
1	2	3	4	5	6	7	8	9
2397		PICK UP DC	MITSUBISHI	STRADA CR 2.5 A DC EXCEED (4X4) A/T	2014	1.085	352,000,000	381,920,000
2398		PICK UP DC	MITSUBISHI	STRADA CR 2.5 A DC EXCEED (4X4) A/T	2013	1.085	334,000,000	362,390,000
2399		PICK UP DC	MITSUBISHI	STRADA CR 2.5 A DC EXCEED (4X4) A/T	2012	1.085	318,000,000	345,030,000
2400		PICK UP DC	MITSUBISHI	STRADA CR 2.5 A DC EXCEED (4X4) A/T	2011	1.085	303,000,000	328,755,000
2401		PICK UP DC	MITSUBISHI	STRADA CR 2.5 A DC EXCEED (4X4) A/T	2010	1.085	289,000,000	313,565,000
2402		PICK UP DC	MITSUBISHI	STRADA CR 2.5 A DC EXCEED (4X4) A/T	2009	1.085	263,000,000	285,355,000
2403		PICK UP DC	MITSUBISHI	STRADA CR 2.5 A DC EXCEED (4X4) M/T	2015	1.085	358,000,000	388,430,000
2404		PICK UP DC	MITSUBISHI	STRADA CR 2.5 A DC EXCEED (4X4) M/T	2014	1.085	341,000,000	369,985,000
2405		PICK UP DC	MITSUBISHI	STRADA CR 2.5 A DC EXCEED (4X4) M/T	2013	1.085	326,000,000	353,710,000
2406		PICK UP DC	MITSUBISHI	STRADA CR 2.5 A DC EXCEED (4X4) M/T	2012	1.085	310,000,000	336,350,000
2407		PICK UP DC	MITSUBISHI	STRADA CR 2.5 A DC EXCEED (4X4) M/T	2011	1.085	295,000,000	320,075,000
2408		PICK UP DC	MITSUBISHI	STRADA CR 2.5 A DC EXCEED (4X4) M/T	2010	1.085	281,000,000	304,885,000
2409		PICK UP DC	MITSUBISHI	STRADA CR 2.5 A DC EXCEED (4X4) M/T	2009	1.085	255,000,000	276,675,000
2410		PICK UP DC	MITSUBISHI	STRADA CR 2.5 A DC GLS (4X4) M/T	2016	1.085	259,000,000	281,015,000
2411		PICK UP DC	MITSUBISHI	STRADA CR 2.5 A DC GLS (4X4) M/T	2015	1.085	254,000,000	275,590,000
2412		PICK UP DC	MITSUBISHI	STRADA CR 2.5 A DC GLS (4X4) M/T	2014	1.085	249,000,000	270,165,000
2413		PICK UP DC	MITSUBISHI	STRADA CR 2.5 A DC GLS (4X4) M/T	2013	1.085	237,000,000	257,145,000
2414		PICK UP DC	MITSUBISHI	STRADA CR 2.5 A DC GLS (4X4) M/T	2012	1.085	225,000,000	244,125,000
2415		PICK UP DC	MITSUBISHI	STRADA CR 2.5 A DC GLS (4X4) M/T	2011	1.085	214,000,000	232,190,000
2416		PICK UP DC	MITSUBISHI	STRADA CR 2.5 A DC GLS (4X4) M/T	2010	1.085	203,000,000	220,255,000
2417		PICK UP DC	MITSUBISHI	STRADA CR 2.5 A DC GLS (4X4) M/T	2009	1.085	193,000,000	209,405,000
2418		PICK UP DC	MITSUBISHI	STRADA CR 2.5 A DC GLS-AB (4X4) M/T	2016	1.085	269,000,000	291,865,000
2419		PICK UP DC	MITSUBISHI	STRADA CR 2.5 A DC GLS-AB (4X4) M/T	2015	1.085	264,000,000	286,440,000
2420		PICK UP DC	MITSUBISHI	STRADA CR 2.5 A DC GLS-AB (4X4) M/T	2014	1.085	259,000,000	281,015,000
2421		PICK UP DC	MITSUBISHI	STRADA CR 2.5 A DC GLS-AB (4X4) M/T	2013	1.085	252,000,000	273,420,000
2422		PICK UP DC	MITSUBISHI	STRADA CR 2.5 A DC GLS-AB (4X4) M/T	2012	1.085	239,000,000	259,315,000
2423		PICK UP DC	MITSUBISHI	STRADA CR 2.5 A DC GLS-AB (4X4) M/T	2011	1.085	227,000,000	246,295,000
2424		PICK UP DC	MITSUBISHI	STRADA CR 2.5 A DC GLS-AB (4X4) M/T	2010	1.085	216,000,000	234,360,000
2425		PICK UP DC	MITSUBISHI	STRADA CR 2.5 A DC GLS-AB (4X4) M/T	2009	1.085	205,000,000	222,425,000
2426		PICK UP DC	MITSUBISHI	STRADA CR 2.5 DOUBLE CABIN EXCEED (4X4) A/T	2012	1.085	298,000,000	323,330,000
2427		PICK UP DC	MITSUBISHI	STRADA CR 2.5 DOUBLE CABIN EXCEED (4X4) A/T	2011	1.085	284,000,000	308,140,000
2428		PICK UP DC	MITSUBISHI	STRADA CR 2.5 DOUBLE CABIN EXCEED (4X4) A/T	2010	1.085	270,000,000	292,950,000
2429		PICK UP DC	MITSUBISHI	STRADA CR 2.5 DOUBLE CABIN EXCEED (4X4) A/T	2009	1.085	245,000,000	265,825,000
2430		PICK UP DC	MITSUBISHI	STRADA CR 2.5 DOUBLE CABIN EXCEED (4X4) A/T	2008	1.085	231,000,000	250,635,000
2431		PICK UP DC	MITSUBISHI	STRADA CR 2.5 HP-E DC EXCEED (4X4) A/T	2016	1.085	299,000,000	324,415,000
2432		PICK UP DC	MITSUBISHI	STRADA CR 2.5 HP-E DC EXCEED (4X4) A/T	2015	1.085	293,000,000	317,905,000
2433		PICK UP DC	MITSUBISHI	STRADA CR 2.5 HP-E DC EXCEED (4X4) A/T	2014	1.085	287,000,000	311,395,000
2434		PICK UP DC	MITSUBISHI	STRADA CR 2.5 HP-E DC EXCEED (4X4) M/T	2016	1.085	289,000,000	313,565,000
2435		PICK UP DC	MITSUBISHI	STRADA CR 2.5 HP-E DC EXCEED (4X4) M/T	2015	1.085	283,000,000	307,055,000
2436		PICK UP DC	MITSUBISHI	STRADA CR 2.5 HP-E DC EXCEED (4X4) M/T	2014	1.085	277,000,000	300,545,000
2437		PICK UP DC	MITSUBISHI	STRADA CR 2.5L DOUBLE CABIN GLS-AB (4X4) M/T	2012	1.085	276,000,000	299,460,000
2438		PICK UP DC	MITSUBISHI	STRADA CR 2.5L DOUBLE CABIN GLS-AB (4X4) M/T	2011	1.085	263,000,000	285,355,000
2439		PICK UP DC	MITSUBISHI	STRADA CR 2.5L DOUBLE CABIN GLS-AB (4X4) M/T	2010	1.085	250,000,000	271,250,000
2440		PICK UP DC	MITSUBISHI	STRADA CR 2.5L DOUBLE CABIN GLS-AB (4X4) M/T	2009	1.085	227,000,000	246,295,000
2441		PICK UP DC	MITSUBISHI	STRADA CR 2.5L EXCEED (4X4) M/T DOUBLE CABIN	2012	1.085	279,000,000	302,715,000
2442		PICK UP DC	MITSUBISHI	STRADA CR 2.5L EXCEED (4X4) M/T DOUBLE CABIN	2011	1.085	266,000,000	288,610,000
2443		PICK UP DC	MITSUBISHI	STRADA CR 2.5L EXCEED (4X4) M/T DOUBLE CABIN	2010	1.085	253,000,000	274,505,000
2444		PICK UP DC	MITSUBISHI	STRADA CR 2.5L EXCEED (4X4) M/T DOUBLE CABIN	2009	1.085	230,000,000	249,550,000
2445		PICK UP DC	MITSUBISHI	STRADA CR 2.5L EXCEED (4X4) M/T DOUBLE CABIN	2008	1.085	217,000,000	235,445,000
2446		PICK UP DC	MITSUBISHI	STRADA CR 2.5L EXCEED (4X4) M/T DOUBLE CABIN	2007	1.085	211,000,000	228,935,000
2447		PICK UP DC	MITSUBISHI	STRADA CR 2.5L GLS (4X4) MT DOUBLE CABIN	2012	1.085	266,000,000	288,610,000
2448		PICK UP DC	MITSUBISHI	STRADA CR 2.5L GLS (4X4) MT DOUBLE CABIN	2011	1.085	253,000,000	274,505,000
2449		PICK UP DC	MITSUBISHI	STRADA CR 2.5L GLS (4X4) MT DOUBLE CABIN	2010	1.085	241,000,000	261,485,000
2450		PICK UP DC	MITSUBISHI	STRADA CR 2.5L GLS (4X4) MT DOUBLE CABIN	2009	1.085	219,000,000	237,615,000
2451		PICK UP DC	MITSUBISHI	STRADA CR 2.5L GLS (4X4) MT DOUBLE CABIN	2008	1.085	207,000,000	224,595,000
2452		PICK UP DC	MITSUBISHI	STRADA CR 2.5L GLS (4X4) MT DOUBLE CABIN	2007	1.085	191,000,000	207,235,000
2453		PICK UP DC	MITSUBISHI	STRADA CR 2.5L GLS-NT (4X4) M/T DOUBLE CABIN	2009	1.085	223,000,000	241,955,000
2454		PICK UP DC	MITSUBISHI	STRADA CR 2.5L GLS-NT (4X4) M/T DOUBLE CABIN	2008	1.085	210,000,000	227,850,000
2455		PICK UP DC	MITSUBISHI	STRADA CR 2.5L GLS-NT (4X4) M/T DOUBLE CABIN	2007	1.085	200,000,000	217,000,000
2456		PICK UP DC	MITSUBISHI	STRADA CR 2.8 A DC GLX (4X4) M/T	2012	1.085	271,000,000	294,035,000
2457		PICK UP DC	MITSUBISHI	STRADA CR 2.8 A DC GLX (4X4) M/T	2011	1.085	258,000,000	279,930,000
2458		PICK UP DC	MITSUBISHI	STRADA CR 2.8 A DC GLX (4X4) M/T	2010	1.085	246,000,000	266,910,000
2459		PICK UP DC	MITSUBISHI	STRADA CR 2.8 A DC GLX (4X4) M/T	2009	1.085	224,000,000	243,040,000
2460		PICK UP DC	MITSUBISHI	STRADA CR 2.8 AM DC GLX (4X4) M/T	2016	1.085	241,000,000	261,485,000
2461		PICK UP DC	MITSUBISHI	STRADA CR 2.8 AM DC GLX (4X4) M/T	2015	1.085	236,000,000	256,060,000
2462		PICK UP DC	MITSUBISHI	STRADA CR 2.8 AM DC GLX (4X4) M/T	2014	1.085	231,000,000	250,635,000
2463		PICK UP DC	MITSUBISHI	STRADA CR 2.8 AM DC GLX (4X4) M/T	2013	1.085	226,000,000	245,210,000
2464		PICK UP DC	MITSUBISHI	STRADA CR 2.8 AM DC GLX (4X4) M/T	2012	1.085	215,000,000	233,275,000
2465		PICK UP DC	MITSUBISHI	STRADA CR 2.8 AM DC GLX (4X4) M/T	2011	1.085	204,000,000	221,340,000
2466		PICK UP DC	MITSUBISHI	STRADA CR 2.8 AM DC GLX (4X4) M/T	2010	1.085	194,000,000	210,490,000
2467		PICK UP DC	MITSUBISHI	STRADA CR 2.8L DOUBLE CABIN GLX (4X4) M/T	2012	1.085	244,000,000	264,740,000
2468		PICK UP DC	MITSUBISHI	STRADA CR 2.8L DOUBLE CABIN GLX (4X4) M/T	2011	1.085	232,000,000	251,720,000
2469		PICK UP DC	MITSUBISHI	STRADA CR 2.8L DOUBLE CABIN GLX (4X4) M/T	2010	1.085	221,000,000	239,785,000
2470		PICK UP DC	MITSUBISHI	STRADA CR 2.8L DOUBLE CABIN GLX (4X4) M/T	2009	1.085	201,000,000	218,085,000
2471		PICK UP DC	MITSUBISHI	STRADA CR 2.8L DOUBLE CABIN GLX (4X4) M/T	2008	1.085	189,000,000	205,065,000
2472		PICK UP DC	MITSUBISHI	STRADA CR 2.8L DOUBLE CABIN GLX (4X4) M/T	2007	1.085	180,000,000	195,300,000
2473		PICK UP DC	MITSUBISHI	STRADA GLS 2.8 4WD AT (DOUBLE CABIN)	2004	1.085	197,000,000	213,745,000
2474		PICK UP DC	MITSUBISHI	STRADA GLS 2.8 4WD AT (DOUBLE CABIN)	2003	1.085	191,000,000	207,235,000
2475		PICK UP DC	MITSUBISHI	TRITON 2.5 L DC EXCEED ATHLETE 4X4 A/T	2019	1.085	347,000,000	376,495,000
2476		PICK UP DC	MITSUBISHI	TRITON 2.5L DC EXCEED (4X4) A/T	2019	1.085	333,000,000	361,305,000
2477		PICK UP DC	MITSUBISHI	TRITON 2.5L DC EXCEED (4X4) A/T	2018	1.085	317,000,000	343,945,000
2478		PICK UP DC	MITSUBISHI	TRITON 2.5L DC EXCEED (4X4) A/T	2017	1.085	302,000,000	327,670,000
2479		PICK UP DC	MITSUBISHI	TRITON 2.5L DC EXCEED (4X4) A/T	2016	1.085	287,000,000	311,395,000
2480		PICK UP DC	MITSUBISHI	TRITON 2.5L DC EXCEED (4X4) A/T	2015	1.085	273,000,000	296,205,000
2481		PICK UP DC	MITSUBISHI	TRITON 2.5L DC EXCEED (4X4) M/T	2019	1.085	322,000,000	349,370,000
2482		PICK UP DC	MITSUBISHI	TRITON 2.5L DC EXCEED (4X4) M/T	2018	1.085	306,000,000	332,010,000
2483		PICK UP DC	MITSUBISHI	TRITON 2.5L DC EXCEED (4X4) M/T	2017	1.085	290,000,000	314,650,000
2484		PICK UP DC	MITSUBISHI	TRITON 2.5L DC EXCEED (4X4) M/T	2016	1.085	276,000,000	299,460,000
2485		PICK UP DC	MITSUBISHI	TRITON 2.5L DC EXCEED (4X4) M/T	2015	1.085	263,000,000	285,355,000
2486		PICK UP DC	MITSUBISHI	TRITON 2.5L DC EXCEED (4X4) M/T	2014	1.085	322,000,000	349,370,000
2487		PICK UP DC	MITSUBISHI	TRITON 2.5L DC EXCEED ATHLETE (4X4) M/T	2019	1.085	336,000,000	364,560,000
2488		PICK UP DC	MITSUBISHI	TRITON 2.5L DC EXCEED ATHLETE (4X4) M/T	2018	1.085	320,000,000	347,200,000
2489		PICK UP DC	MITSUBISHI	TRITON 2.5L DC EXCEED-H (4X4) A/T	2019	1.085	339,000,000	367,815,000
2490		PICK UP DC	MITSUBISHI	TRITON 2.5L DC EXCEED-H (4X4) M/T	2019	1.085	328,000,000	355,880,000
2491		PICK UP DC	MITSUBISHI	TRITON 2.5L DC EXCEED-H (4X4) M/T	2018	1.085	312,000,000	338,520,000
2492		PICK UP DC	MITSUBISHI	TRITON 2.5L DC EXCEED-H (4X4) M/T	2017	1.085	297,000,000	322,245,000
2493		PICK UP DC	MITSUBISHI	TRITON 2.5L DC GLS (4X4) M/T	2019	1.085	302,000,000	327,670,000
2494		PICK UP DC	MITSUBISHI	TRITON 2.5L DC GLS (4X4) M/T	2018	1.085	287,000,000	311,395,000
2495		PICK UP DC	MITSUBISHI	TRITON 2.5L DC GLS (4X4) M/T	2017	1.085	273,000,000	296,205,000
2496		PICK UP DC	MITSUBISHI	TRITON 2.5L DC GLS (4X4) M/T	2016	1.085	260,000,000	282,100,000

NO	KODING	JENIS	MEREK	TIPE	TH BUAT	BOBOT	NJKB	DP PKB
1	2	3	4	5	6	7	8	9
2497		PICK UP DC	MITSUBISHI	TRITON 2.5L DC GLS (4X4) M/T	2015	1.085	247,000,000	267,995,000
2498		PICK UP DC	MITSUBISHI	TRITON 2.5L DC HDX (4X4) M/T	2019	1.085	284,000,000	308,140,000
2499		PICK UP DC	MITSUBISHI	TRITON 2.5L DC HDX (4X4) M/T	2018	1.085	270,000,000	292,950,000
2500		PICK UP DC	MITSUBISHI	TRITON 2.5L DC HDX (4X4) M/T	2017	1.085	257,000,000	278,845,000
2501		PICK UP DC	MITSUBISHI	TRITON 2.5L DC HDX (4X4) M/T	2016	1.085	245,000,000	265,825,000
2502		PICK UP DC	MITSUBISHI	TRITON 2.5L DC HDX (4X4) M/T	2015	1.085	233,000,000	252,805,000
2503		PICK UP DC	MITSUBISHI	TRITON 2.5L DC HDX-H (4X4) M/T	2019	1.085	290,000,000	314,650,000
2504		PICK UP DC	MITSUBISHI	TRITON 2.5L DC HDX-H (4X4) M/T	2018	1.085	276,000,000	299,460,000
2505		PICK UP DC	MITSUBISHI	TRITON 2.5L DC HDX-H (4X4) M/T	2017	1.085	263,000,000	285,355,000
2506		PICK UP DC	NISSAN	FRONTIER 2.5 A/T (DOUBLE CAB)	2015	1.085	350,000,000	379,750,000
2507		PICK UP DC	NISSAN	FRONTIER 2.5 A/T (DOUBLE CAB)	2014	1.085	333,000,000	361,305,000
2508		PICK UP DC	NISSAN	FRONTIER 2.5 A/T (DOUBLE CAB)	2013	1.085	302,000,000	327,670,000
2509		PICK UP DC	NISSAN	FRONTIER 2.5 A/T (DOUBLE CAB)	2012	1.085	288,000,000	312,480,000
2510		PICK UP DC	NISSAN	FRONTIER 2.5 A/T (DOUBLE CAB)	2011	1.085	274,000,000	297,290,000
2511		PICK UP DC	NISSAN	FRONTIER 2.5 A/T (DOUBLE CAB)	2010	1.085	261,000,000	283,185,000
2512		PICK UP DC	NISSAN	FRONTIER 2.5 A/T (DOUBLE CAB)	2009	1.085	237,000,000	257,145,000
2513		PICK UP DC	NISSAN	FRONTIER 2.5 A/T (DOUBLE CAB)	2008	1.085	223,000,000	241,955,000
2514		PICK UP DC	NISSAN	FRONTIER 2.5 A/T (DOUBLE CAB)	2007	1.085	198,000,000	214,830,000
2515		PICK UP DC	NISSAN	FRONTIER 2.5 M/T (DOUBLE CAB)	2015	1.085	339,000,000	367,815,000
2516		PICK UP DC	NISSAN	FRONTIER 2.5 M/T (DOUBLE CAB)	2014	1.085	323,000,000	350,455,000
2517		PICK UP DC	NISSAN	FRONTIER 2.5 M/T (DOUBLE CAB)	2013	1.085	292,000,000	316,820,000
2518		PICK UP DC	NISSAN	FRONTIER 2.5 M/T (DOUBLE CAB)	2012	1.085	278,000,000	301,630,000
2519		PICK UP DC	NISSAN	FRONTIER 2.5 M/T (DOUBLE CAB)	2011	1.085	265,000,000	287,525,000
2520		PICK UP DC	NISSAN	FRONTIER 2.5 M/T (DOUBLE CAB)	2010	1.085	252,000,000	273,420,000
2521		PICK UP DC	NISSAN	FRONTIER 2.5 M/T (DOUBLE CAB)	2009	1.085	229,000,000	248,465,000
2522		PICK UP DC	NISSAN	FRONTIER 2.5 M/T (DOUBLE CAB)	2008	1.085	215,000,000	233,275,000
2523		PICK UP DC	NISSAN	FRONTIER 2.5 M/T (DOUBLE CAB)	2007	1.085	190,000,000	206,150,000
2524		PICK UP DC	NISSAN	FRONTIER 2.5 NAVARA A/T (DOUBLE CAB)	2012	1.085	294,000,000	318,990,000
2525		PICK UP DC	NISSAN	FRONTIER 2.5 NAVARA M/T (DOUBLE CAB)	2012	1.085	284,000,000	308,140,000
2526		PICK UP DC	NISSAN	FRONTIER DOUBLE CAB	2012	1.085	274,000,000	297,290,000
2527		PICK UP DC	NISSAN	FRONTIER DOUBLE CAB	2011	1.085	261,000,000	283,185,000
2528		PICK UP DC	NISSAN	FRONTIER DOUBLE CAB	2010	1.085	249,000,000	270,165,000
2529		PICK UP DC	NISSAN	FRONTIER DOUBLE CAB	2009	1.085	226,000,000	245,210,000
2530		PICK UP DC	NISSAN	FRONTIER DOUBLE CAB	2008	1.085	212,000,000	230,020,000
2531		PICK UP DC	NISSAN	FRONTIER DOUBLE CAB	2007	1.085	198,000,000	214,830,000
2532		PICK UP DC	NISSAN	FRONTIER DOUBLE CAB	2006	1.085	197,000,000	213,745,000
2533		PICK UP DC	NISSAN	FRONTIER DOUBLE CAB	2005	1.085	163,000,000	176,855,000
2534		PICK UP DC	NISSAN	FRONTIER DOUBLE CAB (4X4)	2004	1.085	165,000,000	179,025,000
2535		PICK UP DC	NISSAN	FRONTIER DOUBLE CAB (4X4)	2003	1.085	152,000,000	164,920,000
2536		PICK UP DC	NISSAN	FRONTIER DOUBLE CAB (4X4)	2002	1.085	146,000,000	158,410,000
2537		PICK UP DC	NISSAN	FRONTIER DOUBLE CAB (4X4) LS	2007	1.085	198,000,000	214,830,000
2538		PICK UP DC	NISSAN	FRONTIER DOUBLE CAB (4X4) LS	2006	1.085	196,000,000	212,660,000
2539		PICK UP DC	NISSAN	FRONTIER DOUBLE CAB (4X4) LS	2005	1.085	181,000,000	196,385,000
2540		PICK UP DC	NISSAN	NAVARA SL 2.5 (4X4) M/T PICK UP DOUBLE CABIN	2017	1.085	303,000,000	328,755,000
2541		PICK UP DC	NISSAN	NAVARA VL 2.5 (4X4) A/T PICK UP DOUBLE CABIN	2017	1.085	344,000,000	373,240,000
2542		PICK UP DC	NISSAN	NAVARA VL 2.5 (4X4) M/T PICK UP DOUBLE CABIN	2017	1.085	332,000,000	360,220,000
2543		PICK UP DC	NISSAN	NP300 NAVARA SL 2.5 (4X4) M/T PICK UP DOUBLE CABIN	2017	1.085	303,000,000	328,755,000
2544		PICK UP DC	NISSAN	NP300 NAVARA SL 2.5 (4X4) M/T PICK UP DOUBLE CABIN	2016	1.085	297,000,000	322,245,000
2545		PICK UP DC	NISSAN	NP300 NAVARA SL 2.5 (4X4) M/T PICK UP DOUBLE CABIN	2015	1.085	291,000,000	315,735,000
2546		PICK UP DC	NISSAN	NP300 NAVARA VL 2.5 (4X4) A/T PICK UP DOUBLE CABIN	2017	1.085	344,000,000	373,240,000
2547		PICK UP DC	NISSAN	NP300 NAVARA VL 2.5 (4X4) A/T PICK UP DOUBLE CABIN	2016	1.085	337,000,000	365,645,000
2548		PICK UP DC	NISSAN	NP300 NAVARA VL 2.5 (4X4) A/T PICK UP DOUBLE CABIN	2015	1.085	330,000,000	358,050,000
2549		PICK UP DC	NISSAN	NP300 NAVARA VL 2.5 (4X4) M/T PICK UP DOUBLE CABIN	2017	1.085	332,000,000	360,220,000
2550		PICK UP DC	NISSAN	NP300 NAVARA VL 2.5 (4X4) M/T PICK UP DOUBLE CABIN	2016	1.085	325,000,000	352,625,000
2551		PICK UP DC	NISSAN	NP300 NAVARA VL 2.5 (4X4) M/T PICK UP DOUBLE CABIN	2015	1.085	319,000,000	346,115,000
2552		PICK UP DC	TATA	XENON XT 2.2 DC 4X4	2019	1.085	253,000,000	274,505,000
2553		PICK UP DC	TATA	XENON XT 2.2 DC 4X4	2018	1.085	241,000,000	261,485,000
2554		PICK UP DC	TATA	XENON XT 2.2 DC 4X4	2017	1.085	229,000,000	248,465,000
2555		PICK UP DC	TATA	XENON XT 2.2 DC 4X4	2016	1.085	218,000,000	236,530,000
2556		PICK UP DC	TOYOTA	HILUX 2.4E DOUBLE CABIN (4X4) M/T	2019	1.085	321,000,000	348,285,000
2557		PICK UP DC	TOYOTA	HILUX 2.4E DOUBLE CABIN (4X4) M/T	2018	1.085	305,000,000	330,925,000
2558		PICK UP DC	TOYOTA	HILUX 2.4E DOUBLE CABIN (4X4) M/T	2017	1.085	290,000,000	314,650,000
2559		PICK UP DC	TOYOTA	HILUX 2.4G DOUBLE CABIN 4X4 M/T	2019	1.085	337,000,000	365,645,000
2560		PICK UP DC	TOYOTA	HILUX 2.4G DOUBLE CABIN 4X4 M/T (GUN125R-DTFSHD)	2018	1.085	326,000,000	353,710,000
2561		PICK UP DC	TOYOTA	HILUX 2.4G DOUBLE CABIN 4X4 M/T (GUN125R-DTFSHD)	2017	1.085	317,000,000	343,945,000
2562		PICK UP DC	TOYOTA	HILUX 2.4V DOUBLE CABIN 4X4 A/T	2019	1.085	367,000,000	398,195,000
2563		PICK UP DC	TOYOTA	HILUX 2.4V DOUBLE CABIN 4X4 A/T (GUN125R-DTTMHD)	2018	1.085	356,000,000	386,260,000
2564		PICK UP DC	TOYOTA	HILUX 2.4V DOUBLE CABIN 4X4 A/T (GUN125R-DTTMHD)	2017	1.085	346,000,000	375,410,000
2565		PICK UP DC	TOYOTA	HILUX 2.5 DOUBLE CABIN 4X4 M/T (GUN125R-DTFLHD)	2017	1.085	301,000,000	326,585,000
2566		PICK UP DC	TOYOTA	HILUX 2.5 S 4 WD (DOUBLE CABIN)	2004	1.085	199,000,000	215,915,000
2567		PICK UP DC	TOYOTA	HILUX 2.5 S 4 WD (DOUBLE CABIN)	2003	1.085	197,000,000	213,745,000
2568		PICK UP DC	TOYOTA	HILUX 2.5 V DC (4X4) AT	2012	1.085	275,000,000	298,375,000
2569		PICK UP DC	TOYOTA	HILUX 2.5E DOUBLE CABIN (4X4) M/T	2017	1.085	302,000,000	327,670,000
2570		PICK UP DC	TOYOTA	HILUX 2.5E DOUBLE CABIN (4X4) M/T	2016	1.085	288,000,000	312,480,000
2571		PICK UP DC	TOYOTA	HILUX 2.5E DOUBLE CABIN (4X4) M/T	2015	1.085	279,000,000	302,715,000
2572		PICK UP DC	TOYOTA	HILUX 2.5E DOUBLE CABIN (4X4) M/T	2014	1.085	265,000,000	287,525,000
2573		PICK UP DC	TOYOTA	HILUX 2.5E DOUBLE CABIN (4X4) M/T	2013	1.085	252,000,000	273,420,000
2574		PICK UP DC	TOYOTA	HILUX 2.5E DOUBLE CABIN (4X4) M/T	2012	1.085	239,000,000	259,315,000
2575		PICK UP DC	TOYOTA	HILUX 2.5E DOUBLE CABIN (4X4) M/T	2011	1.085	227,000,000	246,295,000
2576		PICK UP DC	TOYOTA	HILUX 2.5G DOUBLE CABIN (4X4) M/T	2016	1.085	304,000,000	329,840,000
2577		PICK UP DC	TOYOTA	HILUX 2.5G DOUBLE CABIN (4X4) M/T	2015	1.085	298,000,000	323,330,000
2578		PICK UP DC	TOYOTA	HILUX 2.5G DOUBLE CABIN (4X4) M/T	2014	1.085	283,000,000	307,055,000
2579		PICK UP DC	TOYOTA	HILUX 2.5G DOUBLE CABIN (4X4) M/T	2013	1.085	269,000,000	291,865,000
2580		PICK UP DC	TOYOTA	HILUX 2.5G DOUBLE CABIN (4X4) M/T	2012	1.085	256,000,000	277,760,000
2581		PICK UP DC	TOYOTA	HILUX 2.5G DOUBLE CABIN (4X4) M/T	2011	1.085	243,000,000	263,655,000
2582		PICK UP DC	TOYOTA	HILUX 2.5G DOUBLE CABIN (4X4) M/T (GUN125R-DTFSHD)	2017	1.085	317,000,000	343,945,000
2583		PICK UP DC	TOYOTA	HILUX 2.5V DOUBLE CABIN (4X4) A/T	2016	1.085	327,000,000	354,795,000
2584		PICK UP DC	TOYOTA	HILUX 2.5V DOUBLE CABIN (4X4) A/T	2015	1.085	316,000,000	342,860,000
2585		PICK UP DC	TOYOTA	HILUX 2.5V DOUBLE CABIN (4X4) A/T	2014	1.085	300,000,000	325,500,000
2586		PICK UP DC	TOYOTA	HILUX 2.5V DOUBLE CABIN (4X4) A/T	2013	1.085	285,000,000	309,225,000
2587		PICK UP DC	TOYOTA	HILUX 2.5V DOUBLE CABIN (4X4) A/T	2012	1.085	271,000,000	294,035,000
2588		PICK UP DC	TOYOTA	HILUX 2.5V DOUBLE CABIN 4X4 A/T (GUN125R-DTTMHD)	2017	1.085	346,000,000	375,410,000
2589		PICK UP DC	TOYOTA	HILUX 3.0 DOUBLE CABIN (KUN26R-PRMDYQ3)	2009	1.085	201,000,000	218,085,000
2590		PICK UP DC	TOYOTA	HILUX 3.0 DOUBLE CABIN (KUN26R-PRMDYQ3)	2008	1.085	191,000,000	207,235,000
2591		PICK UP DC	TOYOTA	HILUX 3.0 DOUBLE CABIN (KUN26R-PRMDYQ3)	2007	1.085	182,000,000	197,470,000
2592		PICK UP DC	TOYOTA	HILUX 3.0 DOUBLE CABIN (KUN26R-PRMDYQ3)	2006	1.085	180,000,000	195,300,000
2593		PICK UP DC	TOYOTA	HILUX 3.0 L DS DOUBLE CAB	2006	1.085	228,000,000	247,380,000
2594		PICK UP DC	TOYOTA	HILUX 3.0E DOUBLE CABIN (4X4) M/T (KUN26R-PRMSYD)	2012	1.085	243,000,000	263,655,000
2595		PICK UP DC	TOYOTA	HILUX 3.0E DOUBLE CABIN (4X4) M/T (KUN26R-PRMSYD)	2011	1.085	231,000,000	250,635,000
2596		PICK UP DC	TOYOTA	HILUX 3.0E DOUBLE CABIN (4X4) M/T (KUN26R-PRMSYD)	2010	1.085	220,000,000	238,700,000

NO	KODING	JENIS	MEREK	TIPE	TH BUAT	BOBOT	NJKB	DP PKB
1	2	3	4	5	6	7	8	9
2597		PICK UP DC	TOYOTA	HILUX 3.0E DOUBLE CABIN (4X4) M/T (KUN26R-PRMSYD)	2009	1.085	200,000,000	217,000,000
2598		PICK UP DC	TOYOTA	HILUX 3.0E DOUBLE CABIN (4X4) M/T (KUN26R-PRMSYD)	2008	1.085	192,000,000	208,320,000
2599		PICK UP DC	TOYOTA	HILUX 3.0G DOUBLE CABIN (4X4) M/T	2012	1.085	266,000,000	288,610,000
2600		PICK UP DC	TOYOTA	HILUX 3.0G DOUBLE CABIN (4X4) M/T	2011	1.085	253,000,000	274,505,000
2601		PICK UP DC	TOYOTA	HILUX 3.0G DOUBLE CABIN (4X4) M/T	2010	1.085	241,000,000	261,485,000
2602		PICK UP DC	TOYOTA	HILUX 3.0G DOUBLE CABIN (4X4) M/T	2009	1.085	219,000,000	237,615,000
2603		PICK UP DC	TOYOTA	HILUX LN 107 DOUBLE CAB	1997	1.085	69,000,000	74,865,000
2604		PICK UP DC	TOYOTA	HILUX PICK UP 4X4 3.000 D.CABIN LN166R-PMRDEQ	2000	1.085	186,000,000	201,810,000
2605		PICK UP DC	TOYOTA	HILUX PICK UP 4X4 3.000 DOUBLE CAB LN166R-PMRDEQ	2009	1.085	255,000,000	276,675,000
2606		PICK UP DC	TOYOTA	HILUX PICK UP 4X4 3.000 DOUBLE CAB LN166R-PMRDEQ	2008	1.085	240,000,000	260,400,000
2607		PICK UP DC	TOYOTA	HILUX PICK UP 4X4 3.000 DOUBLE CAB LN166R-PMRDEQ	2007	1.085	221,000,000	239,785,000
2608		PICK UP DC	TOYOTA	HILUX PICK UP 4X4 3.000 DOUBLE CAB LN166R-PMRDEQ	2006	1.085	220,000,000	238,700,000
2609		PICK UP DC	TOYOTA	HILUX PICK UP 4X4 3.000 DOUBLE CAB LN166R-PMRDEQ	2005	1.085	218,000,000	236,530,000
2610		PICK UP DC	TOYOTA	HILUX PICK UP 4X4 3.000 DOUBLE CAB LN166R-PMRDEQ	2004	1.085	208,000,000	225,680,000
2611		PICK UP DC	TOYOTA	HILUX PICK UP 4X4 3.000 DOUBLE CAB LN166R-PMRDEQ	2003	1.085	205,000,000	222,425,000
2612		PICK UP DC	TOYOTA	HILUX PICK UP 4X4 3.000 DOUBLE CAB LN166R-PMRDEQ	2002	1.085	200,000,000	217,000,000
2613		PICK UP DC	TOYOTA	HILUX SPORT CRUISER 3.0 G DOUBLE CABIN	2005	1.085	324,000,000	351,540,000
2614		PICK UP DC	TOYOTA	HILUX SPORT CRUISER 3.0 G DOUBLE CABIN	2004	1.085	311,000,000	337,435,000
2615		PICK UP DC	TOYOTA	HILUX SPORT CRUISER 3.0 G DOUBLE CABIN	2003	1.085	309,000,000	335,265,000
2616		PICK UP DC	TOYOTA	HILUX SPORT CRUISER 3.0 G DOUBLE CABIN	2002	1.085	300,000,000	325,500,000
2617		PICK UP DC	TOYOTA	LN 106 / DOUBLE CABIN 2.779CC	2004	1.085	139,000,000	150,815,000
2618		PICK UP DC	TOYOTA	LN 106 / DOUBLE CABIN 2.779CC	2003	1.085	132,000,000	143,220,000
2619		PICK UP DC	TOYOTA	LN 106 / DOUBLE CABIN 2.779CC	2002	1.085	125,000,000	135,625,000
2620		PICK UP DC	TOYOTA	LN 106 / DOUBLE CABIN 2.779CC	2001	1.085	119,000,000	129,115,000
2621		PICK UP DC	TOYOTA	LN 106 / DOUBLE CABIN 2.779CC	2000	1.085	113,000,000	122,605,000
2622		PICK UP DC	TOYOTA	LN 106 / DOUBLE CABIN 2.779CC	1999	1.085	107,000,000	116,095,000
2623		PICK UP DC	TOYOTA	LN 106 / DOUBLE CABIN 2.779CC	1998	1.085	102,000,000	110,670,000
2624		PICK UP DC	TOYOTA	LN 106 / DOUBLE CABIN 2.779CC	1997	1.085	97,000,000	105,245,000
2625		PICK UP DC	TOYOTA	LN 107 / DOUBLE CABIN 2.779CC	2004	1.085	139,000,000	150,815,000
2626		PICK UP DC	VOLKSWAGEN	DOUBLE CABIN	1983	1.085	24,000,000	26,040,000
2627		PICK UP DC	VOLKSWAGEN	DOUBLE CABIN	1982	1.085	23,000,000	24,955,000
2628		PICK UP DC	VOLKSWAGEN	DOUBLE CABIN	1981	1.085	22,000,000	23,870,000
2629		PICK UP DC	VOLKSWAGEN	DOUBLE CABIN	1980	1.085	20,000,000	21,700,000

NILAI JUAL KENDARAAN BERMOTOR
TAHUN 2019
JENIS : MOBIL BARANG/BEBAN - *BLIND VAN*

NO	KODING	JENIS	MEREK	TIPE	TH BUAT	BOBOT	NJKB	DP PKB
1	2	3	4	5	6	7	8	9
1	704091 00278	BLIND VAN	DAIHATSU	NEO ZEBRA BLIND VAN 1.3	2005	1.085	57,000,000	61,845,000
2	704091 00278	BLIND VAN	DAIHATSU	NEO ZEBRA BLIND VAN 1.3	2004	1.085	48,000,000	52,080,000
3	704091 00281	BLIND VAN	DAIHATSU	S401RP-BMREJJ HE (BLIND VAN)	2016	1.085	84,000,000	91,140,000
4	704091 00282	BLIND VAN	DAIHATSU	S401RP-BMREJJ HF (BLIND VAN)	2018	1.085	96,000,000	104,160,000
5	704091 00282	BLIND VAN	DAIHATSU	S401RP-BMREJJ HF (BLIND VAN)	2017	1.085	91,000,000	98,735,000
6	704091 00282	BLIND VAN	DAIHATSU	S401RP-BMREJJ HF (BLIND VAN)	2016	1.085	87,000,000	94,395,000
7	704091 00283	BLIND VAN	DAIHATSU	S401RV-BMREJJ HE (BLIND VAN)	2019	1.085	105,000,000	113,925,000
8	704091 00283	BLIND VAN	DAIHATSU	S401RV-BMREJJ HE (BLIND VAN)	2018	1.085	100,000,000	108,500,000
9	704091 00283	BLIND VAN	DAIHATSU	S401RV-BMREJJ HE (BLIND VAN)	2017	1.085	95,000,000	103,075,000
10	704091 00283	BLIND VAN	DAIHATSU	S401RV-BMREJJ HE (BLIND VAN)	2016	1.085	91,000,000	98,735,000
11	704091 00283	BLIND VAN	DAIHATSU	S401RV-BMREJJ HE (BLIND VAN)	2015	1.085	87,000,000	94,395,000
12	704091 00283	BLIND VAN	DAIHATSU	S401RV-BMREJJ HE (BLIND VAN)	2014	1.085	83,000,000	90,055,000
13	704091 00283	BLIND VAN	DAIHATSU	S401RV-BMREJJ HE (BLIND VAN)	2013	1.085	79,000,000	85,715,000
14	704091 00283	BLIND VAN	DAIHATSU	S401RV-BMREJJ HE (BLIND VAN)	2012	1.085	76,000,000	82,460,000
15	704091 00283	BLIND VAN	DAIHATSU	S401RV-BMREJJ HE (BLIND VAN)	2011	1.085	73,000,000	79,205,000
16	704091 00283	BLIND VAN	DAIHATSU	S401RV-BMREJJ HE (BLIND VAN)	2010	1.085	70,000,000	75,950,000
17	704091 00283	BLIND VAN	DAIHATSU	S401RV-BMREJJ HE (BLIND VAN)	2009	1.085	67,000,000	72,695,000
18	704091 00283	BLIND VAN	DAIHATSU	S401RV-BMREJJ HE (BLIND VAN)	2008	1.085	64,000,000	69,440,000
19	704091 00284	BLIND VAN	DAIHATSU	S401RV-BMREJJ HF (BLIND VAN)	2019	1.085	108,000,000	117,180,000
20	704091 00284	BLIND VAN	DAIHATSU	S401RV-BMREJJ HF (BLIND VAN)	2018	1.085	103,000,000	111,755,000
21	704091 00284	BLIND VAN	DAIHATSU	S401RV-BMREJJ HF (BLIND VAN)	2017	1.085	98,000,000	106,330,000
22	704091 00284	BLIND VAN	DAIHATSU	S401RV-BMREJJ HF (BLIND VAN)	2016	1.085	94,000,000	101,990,000
23	704091 00284	BLIND VAN	DAIHATSU	S401RV-BMREJJ HF (BLIND VAN)	2015	1.085	90,000,000	97,650,000
24	704091 00284	BLIND VAN	DAIHATSU	S401RV-BMREJJ HF (BLIND VAN)	2014	1.085	86,000,000	93,310,000
25	704091 00284	BLIND VAN	DAIHATSU	S401RV-BMREJJ HF (BLIND VAN)	2013	1.085	82,000,000	88,970,000
26	704091 00284	BLIND VAN	DAIHATSU	S401RV-BMREJJ HF (BLIND VAN)	2012	1.085	78,000,000	84,630,000
27	704091 00284	BLIND VAN	DAIHATSU	S401RV-BMREJJ HF (BLIND VAN)	2011	1.085	75,000,000	81,375,000
28	704091 00284	BLIND VAN	DAIHATSU	S401RV-BMREJJ HF (BLIND VAN)	2010	1.085	72,000,000	78,120,000
29	704091 00284	BLIND VAN	DAIHATSU	S401RV-BMREJJ HF (BLIND VAN)	2009	1.085	69,000,000	74,865,000
30	704091 00284	BLIND VAN	DAIHATSU	S401RV-BMREJJ HF (BLIND VAN)	2008	1.085	66,000,000	71,610,000
31	704091 00285	BLIND VAN	DAIHATSU	S401RV-EMREJJ HF (BLIND VAN)	2012	1.085	83,000,000	90,055,000
32	704091 00285	BLIND VAN	DAIHATSU	S401RV-EMREJJ HF (BLIND VAN)	2011	1.085	79,000,000	85,715,000
33	704091 00286	BLIND VAN	DAIHATSU	S402RV-BMRFJJ (BLIND VAN)	2012	1.085	86,000,000	93,310,000
34	704091 00286	BLIND VAN	DAIHATSU	S402RV-BMRFJJ (BLIND VAN)	2011	1.085	82,000,000	88,970,000
35	704091 00286	BLIND VAN	DAIHATSU	S402RV-BMRFJJ (BLIND VAN)	2010	1.085	80,000,000	86,800,000
36	704091 00286	BLIND VAN	DAIHATSU	S402RV-BMRFJJ (BLIND VAN)	2009	1.085	73,000,000	79,205,000
37	704091 00287	BLIND VAN	DAIHATSU	S402RV-BMRFJJ HB (BLIND VAN)	2019	1.085	133,000,000	144,305,000
38	704091 00287	BLIND VAN	DAIHATSU	S402RV-BMRFJJ HB (BLIND VAN)	2018	1.085	127,000,000	137,795,000
39	704091 00279	BLIND VAN	DAIHATSU	S 91 / 1300CC (BLIND VAN)	2007	1.085	54,000,000	58,590,000
40	704091 00279	BLIND VAN	DAIHATSU	S 91 / 1300CC (BLIND VAN)	2006	1.085	52,000,000	56,420,000
41	704091 00279	BLIND VAN	DAIHATSU	S 91 / 1300CC (BLIND VAN)	2005	1.085	51,000,000	55,335,000
42	704091 00279	BLIND VAN	DAIHATSU	S 91 / 1300CC (BLIND VAN)	2004	1.085	47,000,000	50,995,000
43	704091 00279	BLIND VAN	DAIHATSU	S 91 / 1300CC (BLIND VAN)	2003	1.085	44,000,000	47,740,000
44	704091 00279	BLIND VAN	DAIHATSU	S 91 / 1300CC (BLIND VAN)	2002	1.085	43,000,000	46,655,000
45	704091 00279	BLIND VAN	DAIHATSU	S 91 / 1300CC (BLIND VAN)	2001	1.085	42,000,000	45,570,000
46	704091 00279	BLIND VAN	DAIHATSU	S 91 / 1300CC (BLIND VAN)	2000	1.085	41,000,000	44,485,000
47	704091 00280	BLIND VAN	DAIHATSU	S 92/ 1600 CC (BLIND VAN)	2006	1.085	54,000,000	58,590,000
48	704091 00280	BLIND VAN	DAIHATSU	S 92/ 1600 CC (BLIND VAN)	2005	1.085	53,000,000	57,505,000
49	704091 00280	BLIND VAN	DAIHATSU	S 92/ 1600 CC (BLIND VAN)	2004	1.085	50,000,000	54,250,000
50	704091 00280	BLIND VAN	DAIHATSU	S 92/ 1600 CC (BLIND VAN)	2003	1.085	46,000,000	49,910,000
51	704091 00280	BLIND VAN	DAIHATSU	S 92/ 1600 CC (BLIND VAN)	2002	1.085	45,000,000	48,825,000
52	704091 00280	BLIND VAN	DAIHATSU	S 92/ 1600 CC (BLIND VAN)	2001	1.085	43,000,000	46,655,000
53	704091 00280	BLIND VAN	DAIHATSU	S 92/ 1600 CC (BLIND VAN)	2000	1.085	42,000,000	45,570,000
54	704118 00230	BLIND VAN	FORD	RANGER BOX/ DELIVERY VAN 2.5L	2007	1.085	88,000,000	95,480,000
55	704118 00230	BLIND VAN	FORD	RANGER BOX/ DELIVERY VAN 2.5L	2006	1.085	86,000,000	93,310,000
56	704118 00231	BLIND VAN	FORD	RANGER BOX/ DELIVERY VAN 2.5L 4X2	2005	1.085	84,000,000	91,140,000
57	704118 00231	BLIND VAN	FORD	RANGER BOX/ DELIVERY VAN 2.5L 4X2	2004	1.085	75,000,000	81,375,000
58	704118 00231	BLIND VAN	FORD	RANGER BOX/ DELIVERY VAN 2.5L 4X2	2003	1.085	74,000,000	80,290,000
59	704118 00232	BLIND VAN	FORD	RANGER BOX/ DELIVERY VAN 4X4 2900CC	2005	1.085	141,000,000	152,985,000
60	704118 00232	BLIND VAN	FORD	RANGER BOX/ DELIVERY VAN 4X4 2900CC	2004	1.085	123,000,000	133,455,000
61	704118 00232	BLIND VAN	FORD	RANGER BOX/ DELIVERY VAN 4X4 2900CC	2003	1.085	121,000,000	131,285,000
62	704118 00232	BLIND VAN	FORD	RANGER BOX/ DELIVERY VAN 4X4 2900CC	2002	1.085	118,000,000	128,030,000
63	704261 00825	BLIND VAN	MITSUBISHI	L300 BC-R (4X2) M/T (DELIVERY VAN)	2011	1.085	118,000,000	128,030,000
64	704261 00825	BLIND VAN	MITSUBISHI	L300 BC-R (4X2) M/T (DELIVERY VAN)	2010	1.085	112,000,000	121,520,000
65	704261 00825	BLIND VAN	MITSUBISHI	L300 BC-R (4X2) M/T (DELIVERY VAN)	2009	1.085	106,000,000	115,010,000
66	704364 00400	BLIND VAN	SUZUKI	A1J310V AB (4X2) A/T	2019	1.085	94,000,000	101,990,000
67	704364 00401	BLIND VAN	SUZUKI	A1J310V BV (4X2) M/T	2019	1.085	80,000,000	86,800,000
68	704364 00401	BLIND VAN	SUZUKI	A1J310V BV (4X2) M/T	2018	1.085	76,000,000	82,460,000
69	704364 00401	BLIND VAN	SUZUKI	A1J310V BV (4X2) M/T	2017	1.085	73,000,000	79,205,000
70	704364 00401	BLIND VAN	SUZUKI	A1J310V BV (4X2) M/T	2016	1.085	70,000,000	75,950,000
71	704364 00402	BLIND VAN	SUZUKI	FUTURA SL 415 DELIVERY VAN	2012	1.085	83,000,000	90,055,000
72	704364 00402	BLIND VAN	SUZUKI	FUTURA SL 415 DELIVERY VAN	2011	1.085	81,000,000	87,885,000
73	704364 00402	BLIND VAN	SUZUKI	FUTURA SL 415 DELIVERY VAN	2010	1.085	79,000,000	85,715,000
74	704364 00402	BLIND VAN	SUZUKI	FUTURA SL 415 DELIVERY VAN	2009	1.085	73,000,000	79,205,000
75	704364 00405	BLIND VAN	SUZUKI	GC 415 V (4X2) M/T BLIND VAN PS	2019	1.085	115,000,000	124,775,000
76	704364 00405	BLIND VAN	SUZUKI	GC 415 V (4X2) M/T BLIND VAN PS	2018	1.085	110,000,000	119,350,000
77	704364 00405	BLIND VAN	SUZUKI	GC 415 V (4X2) M/T BLIND VAN PS	2017	1.085	105,000,000	113,925,000
78	704364 00405	BLIND VAN	SUZUKI	GC 415 V (4X2) M/T BLIND VAN PS	2016	1.085	100,000,000	108,500,000
79	704364 00405	BLIND VAN	SUZUKI	GC 415 V (4X2) M/T BLIND VAN PS	2015	1.085	95,000,000	103,075,000
80	704364 00405	BLIND VAN	SUZUKI	GC 415 V (4X2) M/T BLIND VAN PS	2014	1.085	91,000,000	98,735,000
81	704364 00405	BLIND VAN	SUZUKI	GC 415 V (4X2) M/T BLIND VAN PS	2013	1.085	87,000,000	94,395,000
82	704364 00405	BLIND VAN	SUZUKI	GC 415 V (4X2) M/T BLIND VAN PS	2012	1.085	83,000,000	90,055,000
83	704364 00405	BLIND VAN	SUZUKI	GC 415 V (4X2) M/T BLIND VAN PS	2011	1.085	79,000,000	85,715,000
84	704364 00404	BLIND VAN	SUZUKI	GC 415 V (4X2) M/T BLIND VAN STD	2016	1.085	72,000,000	78,120,000
85	704364 00404	BLIND VAN	SUZUKI	GC 415 V (4X2) M/T BLIND VAN STD	2015	1.085	70,000,000	75,950,000
86	704364 00404	BLIND VAN	SUZUKI	GC 415 V (4X2) M/T BLIND VAN STD	2014	1.085	68,000,000	73,780,000

NO	KODING	JENIS	MEREK	TIPE	TH BUAT	BOBOT	NJKB	DP PKB
1	2	3	4	5	6	7	8	9
87	704364 00404	BLIND VAN	SUZUKI	GC 415 V (4X2) M/T BLIND VAN STD	2013	1.085	66,000,000	71,610,000
88	704364 00404	BLIND VAN	SUZUKI	GC 415 V (4X2) M/T BLIND VAN STD	2012	1.085	64,000,000	69,440,000
89	704364 00404	BLIND VAN	SUZUKI	GC 415 V (4X2) M/T BLIND VAN STD	2011	1.085	62,000,000	67,270,000
90	704364 00403	BLIND VAN	SUZUKI	GC 415 V DELIVERY VAN - APV	2012	1.085	99,000,000	107,415,000
91	704364 00403	BLIND VAN	SUZUKI	GC 415 V DELIVERY VAN - APV	2011	1.085	98,000,000	106,330,000
92	704364 00403	BLIND VAN	SUZUKI	GC 415 V DELIVERY VAN - APV	2010	1.085	95,000,000	103,075,000
93	704364 00403	BLIND VAN	SUZUKI	GC 415 V DELIVERY VAN - APV	2009	1.085	86,000,000	93,310,000
94	704364 00403	BLIND VAN	SUZUKI	GC 415 V DELIVERY VAN - APV	2008	1.085	75,000,000	81,375,000
95	704381 01085	BLIND VAN	TOYOTA	HIACE PANEL VAN 2.5 (4X2) M/T (KDH200R-	2018	1.085	312,000,000	338,520,000
96	704381 01104	BLIND VAN	TOYOTA	TOYOTA HI ACE PANEL VAN 2.5 (4X2) M/T	2019	1.085	330,000,000	358,050,000
97	704410 00023	BLIND VAN	WULING	FORMO 1.2 BV (4X2) M/T	2019	1.085	106,000,000	115,010,000
98	704410 00023	BLIND VAN	WULING	FORMO 1.2 BV (4X2) M/T	2018	1.085	101,000,000	109,585,000
99	203185 00134	MICROBUS DELIVERY VAN	ISUZU	NKR55 CO E2-1 LWB	2017	1.085	161,000,000	174,685,000
100	203185 00135	MICROBUS DELIVERY VAN	ISUZU	NKR55 CO E2-2	2017	1.085	197,000,000	213,745,000

NILAI JUAL KENDARAAN BERMOTOR
TAHUN 2019
JENIS : MOBIL BARANG / BEBAN - LIGHT TRUCK

NO	KODING	JENIS	MEREK	TIPE	TH BUAT	BOBOT	NJKB	DP PKB
1	2	3	4	5	6	7	8	9
1	351006 00001	LIGHT TRUCK	AICHI	SK 130	1997	1.300	120,000,000	156,000,000
2	351043 00009	LIGHT TRUCK	BEIJING	BJ 498	2006	1.300	43,000,000	55,900,000
3	351043 00009	LIGHT TRUCK	BEIJING	BJ 498	2005	1.300	42,000,000	54,600,000
4	351079 00229	LIGHT TRUCK	CHEVROLET	CHEVROLET	1980	1.300	8,000,000	10,400,000
5	351091 00246	LIGHT TRUCK	DAIHATSU	23 RT	1982	1.300	20,000,000	26,000,000
6	351091 00246	LIGHT TRUCK	DAIHATSU	23 RT	1981	1.300	19,000,000	24,700,000
7	351091 00246	LIGHT TRUCK	DAIHATSU	23 RT	1980	1.300	15,000,000	19,500,000
8	351091 00247	LIGHT TRUCK	DAIHATSU	DELTA	1982	1.300	17,000,000	22,100,000
9	351091 00247	LIGHT TRUCK	DAIHATSU	DELTA	1981	1.300	16,000,000	20,800,000
10	351091 00247	LIGHT TRUCK	DAIHATSU	DELTA	1980	1.300	10,000,000	13,000,000
11	351091 00248	LIGHT TRUCK	DAIHATSU	DELTA V 22 RH	1980	1.300	9,000,000	11,700,000
12	351091 00251	LIGHT TRUCK	DAIHATSU	DV 26, 6 BAN	2003	1.300	80,000,000	104,000,000
13	351091 00251	LIGHT TRUCK	DAIHATSU	DV 26, 6 BAN	2002	1.300	75,000,000	97,500,000
14	351091 00251	LIGHT TRUCK	DAIHATSU	DV 26, 6 BAN	2001	1.300	68,000,000	88,400,000
15	351091 00251	LIGHT TRUCK	DAIHATSU	DV 26, 6 BAN	2000	1.300	58,000,000	75,400,000
16	351091 00251	LIGHT TRUCK	DAIHATSU	DV 26, 6 BAN	1999	1.300	49,000,000	63,700,000
17	351091 00251	LIGHT TRUCK	DAIHATSU	DV 26, 6 BAN	1998	1.300	42,000,000	54,600,000
18	351091 00251	LIGHT TRUCK	DAIHATSU	DV 26, 6 BAN	1997	1.300	36,000,000	46,800,000
19	351091 00251	LIGHT TRUCK	DAIHATSU	DV 26, 6 BAN	1996	1.300	28,000,000	36,400,000
20	351091 00251	LIGHT TRUCK	DAIHATSU	DV 26, 6 BAN	1995	1.300	26,000,000	33,800,000
21	351091 00251	LIGHT TRUCK	DAIHATSU	DV 26, 6 BAN	1994	1.300	24,000,000	31,200,000
22	351091 00251	LIGHT TRUCK	DAIHATSU	DV 26, 6 BAN	1993	1.300	22,000,000	28,600,000
23	351091 00251	LIGHT TRUCK	DAIHATSU	DV 26, 6 BAN	1992	1.300	21,000,000	27,300,000
24	351091 00251	LIGHT TRUCK	DAIHATSU	DV 26, 6 BAN	1991	1.300	20,000,000	26,000,000
25	351091 00251	LIGHT TRUCK	DAIHATSU	DV 26, 6 BAN	1990	1.300	19,000,000	24,700,000
26	351091 00251	LIGHT TRUCK	DAIHATSU	DV 26, 6 BAN	1989	1.300	18,500,000	24,050,000
27	351091 00251	LIGHT TRUCK	DAIHATSU	DV 26, 6 BAN	1988	1.300	18,000,000	23,400,000
28	351091 00251	LIGHT TRUCK	DAIHATSU	DV 26, 6 BAN	1987	1.300	17,000,000	22,100,000
29	351091 00251	LIGHT TRUCK	DAIHATSU	DV 26, 6 BAN	1986	1.300	16,000,000	20,800,000
30	351091 00251	LIGHT TRUCK	DAIHATSU	DV 26, 6 BAN	1985	1.300	15,000,000	19,500,000
31	351091 00251	LIGHT TRUCK	DAIHATSU	DV 26, 6 BAN	1984	1.300	14,000,000	18,200,000
32	351091 00251	LIGHT TRUCK	DAIHATSU	DV 26, 6 BAN	1983	1.300	13,000,000	16,900,000
33	351091 00251	LIGHT TRUCK	DAIHATSU	DV 26, 6 BAN	1982	1.300	12,000,000	15,600,000
34	351091 00251	LIGHT TRUCK	DAIHATSU	DV 26, 6 BAN	1981	1.300	11,000,000	14,300,000
35	351091 00251	LIGHT TRUCK	DAIHATSU	DV 26, 6 BAN	1980	1.300	9,000,000	11,700,000
36	351091 00249	LIGHT TRUCK	DAIHATSU	DV 26 L	1982	1.300	15,000,000	19,500,000
37	351091 00249	LIGHT TRUCK	DAIHATSU	DV 26 L	1981	1.300	14,000,000	18,200,000
38	351091 00249	LIGHT TRUCK	DAIHATSU	DV 26 L	1980	1.300	9,000,000	11,700,000
39	351091 00250	LIGHT TRUCK	DAIHATSU	DV 26 T	1980	1.300	9,000,000	11,700,000
40	351091 00252	LIGHT TRUCK	DAIHATSU	F 50 RV	1982	1.300	19,000,000	24,700,000
41	351091 00253	LIGHT TRUCK	DAIHATSU	MINIMAX	1980	1.300	11,000,000	14,300,000
42	351091 00254	LIGHT TRUCK	DAIHATSU	SV 16, 4 BAN	2002	1.300	68,000,000	88,400,000
43	351091 00254	LIGHT TRUCK	DAIHATSU	SV 16, 4 BAN	2001	1.300	61,000,000	79,300,000
44	351091 00254	LIGHT TRUCK	DAIHATSU	SV 16, 4 BAN	2000	1.300	52,000,000	67,600,000
45	351091 00254	LIGHT TRUCK	DAIHATSU	SV 16, 4 BAN	1999	1.300	45,000,000	58,500,000
46	351091 00254	LIGHT TRUCK	DAIHATSU	SV 16, 4 BAN	1998	1.300	38,000,000	49,400,000
47	351091 00254	LIGHT TRUCK	DAIHATSU	SV 16, 4 BAN	1997	1.300	32,000,000	41,600,000
48	351091 00254	LIGHT TRUCK	DAIHATSU	SV 16, 4 BAN	1996	1.300	26,000,000	33,800,000
49	351091 00254	LIGHT TRUCK	DAIHATSU	SV 16, 4 BAN	1995	1.300	25,000,000	32,500,000
50	351091 00254	LIGHT TRUCK	DAIHATSU	SV 16, 4 BAN	1994	1.300	23,000,000	29,900,000
51	351091 00254	LIGHT TRUCK	DAIHATSU	SV 16, 4 BAN	1993	1.300	22,000,000	28,600,000
52	351091 00254	LIGHT TRUCK	DAIHATSU	SV 16, 4 BAN	1992	1.300	21,000,000	27,300,000
53	351091 00254	LIGHT TRUCK	DAIHATSU	SV 16, 4 BAN	1991	1.300	20,000,000	26,000,000
54	351091 00254	LIGHT TRUCK	DAIHATSU	SV 16, 4 BAN	1990	1.300	19,000,000	24,700,000
55	351091 00254	LIGHT TRUCK	DAIHATSU	SV 16, 4 BAN	1989	1.300	18,500,000	24,050,000
56	351091 00254	LIGHT TRUCK	DAIHATSU	SV 16, 4 BAN	1988	1.300	18,000,000	23,400,000
57	351091 00254	LIGHT TRUCK	DAIHATSU	SV 16, 4 BAN	1987	1.300	17,000,000	22,100,000
58	351091 00254	LIGHT TRUCK	DAIHATSU	SV 16, 4 BAN	1986	1.300	16,000,000	20,800,000
59	351091 00254	LIGHT TRUCK	DAIHATSU	SV 16, 4 BAN	1985	1.300	15,000,000	19,500,000
60	351091 00254	LIGHT TRUCK	DAIHATSU	SV 16, 4 BAN	1984	1.300	14,000,000	18,200,000
61	351091 00254	LIGHT TRUCK	DAIHATSU	SV 16, 4 BAN	1983	1.300	13,000,000	16,900,000
62	351091 00254	LIGHT TRUCK	DAIHATSU	SV 16, 4 BAN	1982	1.300	12,000,000	15,600,000
63	351091 00254	LIGHT TRUCK	DAIHATSU	SV 16, 4 BAN	1981	1.300	11,000,000	14,300,000
64	351091 00254	LIGHT TRUCK	DAIHATSU	SV 16, 4 BAN	1980	1.300	9,000,000	11,700,000
65	351091 00255	LIGHT TRUCK	DAIHATSU	SV 26 L	1985	1.300	20,000,000	26,000,000
66	351091 00255	LIGHT TRUCK	DAIHATSU	SV 26 L	1984	1.300	17,000,000	22,100,000
67	351091 00255	LIGHT TRUCK	DAIHATSU	SV 26 L	1983	1.300	16,000,000	20,800,000
68	351091 00255	LIGHT TRUCK	DAIHATSU	SV 26 L	1982	1.300	15,000,000	19,500,000
69	351091 00255	LIGHT TRUCK	DAIHATSU	SV 26 L	1981	1.300	14,000,000	18,200,000
70	351091 00255	LIGHT TRUCK	DAIHATSU	SV 26 L	1980	1.300	9,000,000	11,700,000
71	351091 00256	LIGHT TRUCK	DAIHATSU	SV 26 T	1980	1.300	9,000,000	11,700,000
72	351091 00257	LIGHT TRUCK	DAIHATSU	V 22 H, 6 BAN	2002	1.300	75,000,000	97,500,000
73	351091 00257	LIGHT TRUCK	DAIHATSU	V 22 H, 6 BAN	2001	1.300	68,000,000	88,400,000
74	351091 00257	LIGHT TRUCK	DAIHATSU	V 22 H, 6 BAN	2000	1.300	58,000,000	75,400,000
75	351091 00257	LIGHT TRUCK	DAIHATSU	V 22 H, 6 BAN	1999	1.300	49,000,000	63,700,000
76	351091 00257	LIGHT TRUCK	DAIHATSU	V 22 H, 6 BAN	1998	1.300	42,000,000	54,600,000
77	351091 00257	LIGHT TRUCK	DAIHATSU	V 22 H, 6 BAN	1997	1.300	36,000,000	46,800,000
78	351091 00257	LIGHT TRUCK	DAIHATSU	V 22 H, 6 BAN	1996	1.300	28,000,000	36,400,000
79	351091 00257	LIGHT TRUCK	DAIHATSU	V 22 H, 6 BAN	1995	1.300	26,000,000	33,800,000
80	351091 00257	LIGHT TRUCK	DAIHATSU	V 22 H, 6 BAN	1994	1.300	24,000,000	31,200,000
81	351091 00257	LIGHT TRUCK	DAIHATSU	V 22 H, 6 BAN	1993	1.300	22,000,000	28,600,000
82	351091 00257	LIGHT TRUCK	DAIHATSU	V 22 H, 6 BAN	1992	1.300	21,000,000	27,300,000
83	351091 00257	LIGHT TRUCK	DAIHATSU	V 22 H, 6 BAN	1991	1.300	20,000,000	26,000,000
84	351091 00257	LIGHT TRUCK	DAIHATSU	V 22 H, 6 BAN	1990	1.300	19,000,000	24,700,000
85	351091 00257	LIGHT TRUCK	DAIHATSU	V 22 H, 6 BAN	1989	1.300	18,500,000	24,050,000
86	351091 00257	LIGHT TRUCK	DAIHATSU	V 22 H, 6 BAN	1988	1.300	18,000,000	23,400,000

NO	KODING	JENIS	MEREK	TIPE	TH BUAT	BOBOT	NJKB	DP PKB
1	2	3	4	5	6	7	8	9
87	351091.00257	LIGHT TRUCK	DAIHATSU	V 22 H, 6 BAN	1987	1.300	17,000,000	22,100,000
88	351091.00257	LIGHT TRUCK	DAIHATSU	V 22 H, 6 BAN	1986	1.300	16,000,000	20,800,000
89	351091.00257	LIGHT TRUCK	DAIHATSU	V 22 H, 6 BAN	1985	1.300	15,000,000	19,500,000
90	351091.00257	LIGHT TRUCK	DAIHATSU	V 22 H, 6 BAN	1984	1.300	14,000,000	18,200,000
91	351091.00257	LIGHT TRUCK	DAIHATSU	V 22 H, 6 BAN	1983	1.300	13,000,000	16,900,000
92	351091.00257	LIGHT TRUCK	DAIHATSU	V 22 H, 6 BAN	1982	1.300	12,000,000	15,600,000
93	351091.00257	LIGHT TRUCK	DAIHATSU	V 22 H, 6 BAN	1981	1.300	11,000,000	14,300,000
94	351091.00257	LIGHT TRUCK	DAIHATSU	V 22 H, 6 BAN	1980	1.300	9,000,000	11,700,000
95	351091.00258	LIGHT TRUCK	DAIHATSU	V 22 RH	2000	1.300	75,000,000	97,500,000
96	351091.00258	LIGHT TRUCK	DAIHATSU	V 22 RH	1999	1.300	65,000,000	84,500,000
97	351091.00258	LIGHT TRUCK	DAIHATSU	V 22 RH	1998	1.300	45,000,000	58,500,000
98	351091.00258	LIGHT TRUCK	DAIHATSU	V 22 RH	1997	1.300	36,000,000	46,800,000
99	351091.00258	LIGHT TRUCK	DAIHATSU	V 22 RH	1996	1.300	28,000,000	36,400,000
100	351091.00258	LIGHT TRUCK	DAIHATSU	V 22 RH	1995	1.300	26,000,000	33,800,000
101	351091.00258	LIGHT TRUCK	DAIHATSU	V 22 RH	1994	1.300	24,000,000	31,200,000
102	351091.00258	LIGHT TRUCK	DAIHATSU	V 22 RH	1993	1.300	22,000,000	28,600,000
103	351091.00258	LIGHT TRUCK	DAIHATSU	V 22 RH	1992	1.300	21,000,000	27,300,000
104	351091.00258	LIGHT TRUCK	DAIHATSU	V 22 RH	1991	1.300	20,000,000	26,000,000
105	351091.00258	LIGHT TRUCK	DAIHATSU	V 22 RH	1989	1.300	19,500,000	25,350,000
106	351091.00258	LIGHT TRUCK	DAIHATSU	V 22 RH	1988	1.300	19,000,000	24,700,000
107	351091.00258	LIGHT TRUCK	DAIHATSU	V 22 RH	1987	1.300	18,000,000	23,400,000
108	351091.00258	LIGHT TRUCK	DAIHATSU	V 22 RH	1986	1.300	17,000,000	22,100,000
109	351091.00258	LIGHT TRUCK	DAIHATSU	V 22 RH	1985	1.300	16,000,000	20,800,000
110	351091.00258	LIGHT TRUCK	DAIHATSU	V 22 RH	1984	1.300	15,000,000	19,500,000
111	351091.00258	LIGHT TRUCK	DAIHATSU	V 22 RH	1983	1.300	14,000,000	18,200,000
112	351091.00258	LIGHT TRUCK	DAIHATSU	V 22 RH	1982	1.300	13,000,000	16,900,000
113	351091.00258	LIGHT TRUCK	DAIHATSU	V 22 RH	1981	1.300	12,000,000	15,600,000
114	351091.00258	LIGHT TRUCK	DAIHATSU	V 22 RH	1980	1.300	11,000,000	14,300,000
115	351091.00261	LIGHT TRUCK	DAIHATSU	V 23, 2500cc LIGHT TRUCK DIESEL	1987	1.300	17,000,000	22,100,000
116	351091.00259	LIGHT TRUCK	DAIHATSU	V 23 H	1981	1.300	15,000,000	19,500,000
117	351091.00259	LIGHT TRUCK	DAIHATSU	V 23 H	1980	1.300	12,000,000	15,600,000
118	351091.00260	LIGHT TRUCK	DAIHATSU	V 23 T, 4 BAN	2003	1.300	71,000,000	92,300,000
119	351091.00260	LIGHT TRUCK	DAIHATSU	V 23 T, 4 BAN	2002	1.300	68,000,000	88,400,000
120	351091.00260	LIGHT TRUCK	DAIHATSU	V 23 T, 4 BAN	2001	1.300	61,000,000	79,300,000
121	351091.00260	LIGHT TRUCK	DAIHATSU	V 23 T, 4 BAN	2000	1.300	52,000,000	67,600,000
122	351091.00260	LIGHT TRUCK	DAIHATSU	V 23 T, 4 BAN	1999	1.300	45,000,000	58,500,000
123	351091.00260	LIGHT TRUCK	DAIHATSU	V 23 T, 4 BAN	1998	1.300	38,000,000	49,400,000
124	351091.00260	LIGHT TRUCK	DAIHATSU	V 23 T, 4 BAN	1997	1.300	32,000,000	41,600,000
125	351091.00260	LIGHT TRUCK	DAIHATSU	V 23 T, 4 BAN	1996	1.300	26,000,000	33,800,000
126	351091.00260	LIGHT TRUCK	DAIHATSU	V 23 T, 4 BAN	1995	1.300	25,000,000	32,500,000
127	351091.00260	LIGHT TRUCK	DAIHATSU	V 23 T, 4 BAN	1994	1.300	23,000,000	29,900,000
128	351091.00260	LIGHT TRUCK	DAIHATSU	V 23 T, 4 BAN	1993	1.300	22,000,000	28,600,000
129	351091.00260	LIGHT TRUCK	DAIHATSU	V 23 T, 4 BAN	1992	1.300	21,000,000	27,300,000
130	351091.00260	LIGHT TRUCK	DAIHATSU	V 23 T, 4 BAN	1991	1.300	20,000,000	26,000,000
131	351091.00260	LIGHT TRUCK	DAIHATSU	V 23 T, 4 BAN	1990	1.300	19,000,000	24,700,000
132	351091.00260	LIGHT TRUCK	DAIHATSU	V 23 T, 4 BAN	1989	1.300	18,500,000	24,050,000
133	351091.00260	LIGHT TRUCK	DAIHATSU	V 23 T, 4 BAN	1988	1.300	18,000,000	23,400,000
134	351091.00260	LIGHT TRUCK	DAIHATSU	V 23 T, 4 BAN	1987	1.300	17,000,000	22,100,000
135	351091.00260	LIGHT TRUCK	DAIHATSU	V 23 T, 4 BAN	1986	1.300	16,000,000	20,800,000
136	351091.00260	LIGHT TRUCK	DAIHATSU	V 23 T, 4 BAN	1985	1.300	15,000,000	19,500,000
137	351091.00260	LIGHT TRUCK	DAIHATSU	V 23 T, 4 BAN	1984	1.300	14,000,000	18,200,000
138	351091.00260	LIGHT TRUCK	DAIHATSU	V 23 T, 4 BAN	1983	1.300	13,000,000	16,900,000
139	351091.00260	LIGHT TRUCK	DAIHATSU	V 23 T, 4 BAN	1982	1.300	12,000,000	15,600,000
140	351091.00260	LIGHT TRUCK	DAIHATSU	V 23 T, 4 BAN	1981	1.300	11,000,000	14,300,000
141	351091.00260	LIGHT TRUCK	DAIHATSU	V 23 T, 4 BAN	1980	1.300	9,000,000	11,700,000
142	351091.00262	LIGHT TRUCK	DAIHATSU	V 82 H	2000	1.300	58,000,000	75,400,000
143	351091.00262	LIGHT TRUCK	DAIHATSU	V 82 H	1999	1.300	49,000,000	63,700,000
144	351091.00262	LIGHT TRUCK	DAIHATSU	V 82 H	1998	1.300	42,000,000	54,600,000
145	351091.00262	LIGHT TRUCK	DAIHATSU	V 82 H	1997	1.300	36,000,000	46,800,000
146	351091.00262	LIGHT TRUCK	DAIHATSU	V 82 H	1996	1.300	28,000,000	36,400,000
147	351091.00262	LIGHT TRUCK	DAIHATSU	V 82 H	1995	1.300	26,000,000	33,800,000
148	351091.00262	LIGHT TRUCK	DAIHATSU	V 82 H	1994	1.300	24,000,000	31,200,000
149	351091.00262	LIGHT TRUCK	DAIHATSU	V 82 H	1993	1.300	22,000,000	28,600,000
150	351091.00262	LIGHT TRUCK	DAIHATSU	V 82 H	1991	1.300	20,000,000	26,000,000
151	351091.00262	LIGHT TRUCK	DAIHATSU	V 82 H	1986	1.300	17,000,000	22,100,000
152	351091.00262	LIGHT TRUCK	DAIHATSU	V 82 H	1985	1.300	16,000,000	20,800,000
153	351091.00262	LIGHT TRUCK	DAIHATSU	V 82 H	1984	1.300	15,000,000	19,500,000
154	351091.00262	LIGHT TRUCK	DAIHATSU	V 82 H	1983	1.300	14,000,000	18,200,000
155	351091.00262	LIGHT TRUCK	DAIHATSU	V 82 H	1982	1.300	13,000,000	16,900,000
156	351091.00263	LIGHT TRUCK	DAIHATSU	V 82 RH, 6 BAN	2003	1.300	80,000,000	104,000,000
157	351091.00263	LIGHT TRUCK	DAIHATSU	V 82 RH, 6 BAN	2002	1.300	75,000,000	97,500,000
158	351091.00263	LIGHT TRUCK	DAIHATSU	V 82 RH, 6 BAN	2001	1.300	68,000,000	88,400,000
159	351091.00263	LIGHT TRUCK	DAIHATSU	V 82 RH, 6 BAN	2000	1.300	58,000,000	75,400,000
160	351091.00263	LIGHT TRUCK	DAIHATSU	V 82 RH, 6 BAN	1999	1.300	49,000,000	63,700,000
161	351091.00263	LIGHT TRUCK	DAIHATSU	V 82 RH, 6 BAN	1998	1.300	42,000,000	54,600,000
162	351091.00263	LIGHT TRUCK	DAIHATSU	V 82 RH, 6 BAN	1997	1.300	36,000,000	46,800,000
163	351091.00263	LIGHT TRUCK	DAIHATSU	V 82 RH, 6 BAN	1996	1.300	28,000,000	36,400,000
164	351091.00263	LIGHT TRUCK	DAIHATSU	V 82 RH, 6 BAN	1995	1.300	26,000,000	33,800,000
165	351091.00263	LIGHT TRUCK	DAIHATSU	V 82 RH, 6 BAN	1994	1.300	24,000,000	31,200,000
166	351091.00263	LIGHT TRUCK	DAIHATSU	V 82 RH, 6 BAN	1993	1.300	22,000,000	28,600,000
167	351091.00263	LIGHT TRUCK	DAIHATSU	V 82 RH, 6 BAN	1992	1.300	21,000,000	27,300,000
168	351091.00263	LIGHT TRUCK	DAIHATSU	V 82 RH, 6 BAN	1991	1.300	20,000,000	26,000,000
169	351091.00263	LIGHT TRUCK	DAIHATSU	V 82 RH, 6 BAN	1990	1.300	19,000,000	24,700,000
170	351091.00263	LIGHT TRUCK	DAIHATSU	V 82 RH, 6 BAN	1989	1.300	19,000,000	24,700,000
171	351091.00263	LIGHT TRUCK	DAIHATSU	V 82 RH, 6 BAN	1988	1.300	18,000,000	23,400,000
172	351091.00263	LIGHT TRUCK	DAIHATSU	V 82 RH, 6 BAN	1987	1.300	17,000,000	22,100,000
173	351091.00263	LIGHT TRUCK	DAIHATSU	V 82 RH, 6 BAN	1986	1.300	16,000,000	20,800,000
174	351091.00263	LIGHT TRUCK	DAIHATSU	V 82 RH, 6 BAN	1985	1.300	15,000,000	19,500,000
175	351091.00263	LIGHT TRUCK	DAIHATSU	V 82 RH, 6 BAN	1984	1.300	14,000,000	18,200,000
176	351091.00263	LIGHT TRUCK	DAIHATSU	V 82 RH, 6 BAN	1983	1.300	13,000,000	16,900,000

NO	KODING	JENIS	MEREK	TIPE	TH BUAT	BOBOT	NJKB	DP PKB
1	2	3	4	5	6	7	8	9
177	351091 00263	LIGHT TRUCK	DAIHATSU	V 82 RH, 6 BAN	1982	1.300	12,000,000	15,600,000
178	351091 00263	LIGHT TRUCK	DAIHATSU	V 82 RH, 6 BAN	1981	1.300	11,000,000	14,300,000
179	351091 00263	LIGHT TRUCK	DAIHATSU	V 82 RH, 6 BAN	1980	1.300	9,000,000	11,700,000
180	351091 00264	LIGHT TRUCK	DAIHATSU	V 83 H	1986	1.300	17,000,000	22,100,000
181	351091 00264	LIGHT TRUCK	DAIHATSU	V 83 H	1985	1.300	16,000,000	20,800,000
182	351091 00264	LIGHT TRUCK	DAIHATSU	V 83 H	1984	1.300	15,000,000	19,500,000
183	351091 00264	LIGHT TRUCK	DAIHATSU	V 83 H	1983	1.300	14,000,000	18,200,000
184	351091 00264	LIGHT TRUCK	DAIHATSU	V 83 H	1982	1.300	13,000,000	16,900,000
185	351091 00265	LIGHT TRUCK	DAIHATSU	V 83 RT, 4 BAN	2002	1.300	68,000,000	88,400,000
186	351091 00265	LIGHT TRUCK	DAIHATSU	V 83 RT, 4 BAN	2001	1.300	61,000,000	79,300,000
187	351091 00265	LIGHT TRUCK	DAIHATSU	V 83 RT, 4 BAN	2000	1.300	52,000,000	67,600,000
188	351091 00265	LIGHT TRUCK	DAIHATSU	V 83 RT, 4 BAN	1999	1.300	45,000,000	58,500,000
189	351091 00265	LIGHT TRUCK	DAIHATSU	V 83 RT, 4 BAN	1998	1.300	38,000,000	49,400,000
190	351091 00265	LIGHT TRUCK	DAIHATSU	V 83 RT, 4 BAN	1997	1.300	32,000,000	41,600,000
191	351091 00265	LIGHT TRUCK	DAIHATSU	V 83 RT, 4 BAN	1996	1.300	26,000,000	33,800,000
192	351091 00265	LIGHT TRUCK	DAIHATSU	V 83 RT, 4 BAN	1995	1.300	25,000,000	32,500,000
193	351091 00265	LIGHT TRUCK	DAIHATSU	V 83 RT, 4 BAN	1994	1.300	23,000,000	29,900,000
194	351091 00265	LIGHT TRUCK	DAIHATSU	V 83 RT, 4 BAN	1993	1.300	22,000,000	28,600,000
195	351091 00265	LIGHT TRUCK	DAIHATSU	V 83 RT, 4 BAN	1992	1.300	21,000,000	27,300,000
196	351091 00265	LIGHT TRUCK	DAIHATSU	V 83 RT, 4 BAN	1991	1.300	20,000,000	26,000,000
197	351091 00265	LIGHT TRUCK	DAIHATSU	V 83 RT, 4 BAN	1990	1.300	19,000,000	24,700,000
198	351091 00265	LIGHT TRUCK	DAIHATSU	V 83 RT, 4 BAN	1989	1.300	18,500,000	24,050,000
199	351091 00265	LIGHT TRUCK	DAIHATSU	V 83 RT, 4 BAN	1988	1.300	18,000,000	23,400,000
200	351091 00265	LIGHT TRUCK	DAIHATSU	V 83 RT, 4 BAN	1987	1.300	17,000,000	22,100,000
201	351091 00265	LIGHT TRUCK	DAIHATSU	V 83 RT, 4 BAN	1986	1.300	16,000,000	20,800,000
202	351091 00265	LIGHT TRUCK	DAIHATSU	V 83 RT, 4 BAN	1985	1.300	15,000,000	19,500,000
203	351091 00265	LIGHT TRUCK	DAIHATSU	V 83 RT, 4 BAN	1984	1.300	14,000,000	18,200,000
204	351091 00265	LIGHT TRUCK	DAIHATSU	V 83 RT, 4 BAN	1983	1.300	13,000,000	16,900,000
205	351091 00265	LIGHT TRUCK	DAIHATSU	V 83 RT, 4 BAN	1982	1.300	12,000,000	15,600,000
206	351091 00265	LIGHT TRUCK	DAIHATSU	V 83 RT, 4 BAN	1981	1.300	11,000,000	14,300,000
207	351091 00265	LIGHT TRUCK	DAIHATSU	V 83 RT, 4 BAN	1980	1.300	9,000,000	11,700,000
208	351091 00266	LIGHT TRUCK	DAIHATSU	V 83 RT, 6 BAN	2003	1.300	80,000,000	104,000,000
209	351091 00266	LIGHT TRUCK	DAIHATSU	V 83 RT, 6 BAN	2002	1.300	75,000,000	97,500,000
210	351091 00266	LIGHT TRUCK	DAIHATSU	V 83 RT, 6 BAN	2001	1.300	68,000,000	88,400,000
211	351091 00266	LIGHT TRUCK	DAIHATSU	V 83 RT, 6 BAN	2000	1.300	58,000,000	75,400,000
212	351091 00266	LIGHT TRUCK	DAIHATSU	V 83 RT, 6 BAN	1999	1.300	49,000,000	63,700,000
213	351091 00266	LIGHT TRUCK	DAIHATSU	V 83 RT, 6 BAN	1998	1.300	42,000,000	54,600,000
214	351091 00266	LIGHT TRUCK	DAIHATSU	V 83 RT, 6 BAN	1997	1.300	36,000,000	46,800,000
215	351091 00266	LIGHT TRUCK	DAIHATSU	V 83 RT, 6 BAN	1996	1.300	28,000,000	36,400,000
216	351091 00266	LIGHT TRUCK	DAIHATSU	V 83 RT, 6 BAN	1995	1.300	26,000,000	33,800,000
217	351091 00266	LIGHT TRUCK	DAIHATSU	V 83 RT, 6 BAN	1994	1.300	24,000,000	31,200,000
218	351091 00266	LIGHT TRUCK	DAIHATSU	V 83 RT, 6 BAN	1993	1.300	22,000,000	28,600,000
219	351091 00266	LIGHT TRUCK	DAIHATSU	V 83 RT, 6 BAN	1992	1.300	21,000,000	27,300,000
220	351091 00266	LIGHT TRUCK	DAIHATSU	V 83 RT, 6 BAN	1991	1.300	20,000,000	26,000,000
221	351091 00266	LIGHT TRUCK	DAIHATSU	V 83 RT, 6 BAN	1990	1.300	19,000,000	24,700,000
222	351091 00266	LIGHT TRUCK	DAIHATSU	V 83 RT, 6 BAN	1989	1.300	18,500,000	24,050,000
223	351091 00266	LIGHT TRUCK	DAIHATSU	V 83 RT, 6 BAN	1988	1.300	18,000,000	23,400,000
224	351091 00266	LIGHT TRUCK	DAIHATSU	V 83 RT, 6 BAN	1987	1.300	17,000,000	22,100,000
225	351091 00266	LIGHT TRUCK	DAIHATSU	V 83 RT, 6 BAN	1986	1.300	16,000,000	20,800,000
226	351091 00266	LIGHT TRUCK	DAIHATSU	V 83 RT, 6 BAN	1985	1.300	15,000,000	19,500,000
227	351091 00266	LIGHT TRUCK	DAIHATSU	V 83 RT, 6 BAN	1984	1.300	14,000,000	18,200,000
228	351091 00266	LIGHT TRUCK	DAIHATSU	V 83 RT, 6 BAN	1983	1.300	13,000,000	16,900,000
229	351091 00266	LIGHT TRUCK	DAIHATSU	V 83 RT, 6 BAN	1982	1.300	12,000,000	15,600,000
230	351091 00266	LIGHT TRUCK	DAIHATSU	V 83 RT, 6 BAN	1981	1.300	11,000,000	14,300,000
231	351091 00266	LIGHT TRUCK	DAIHATSU	V 83 RT, 6 BAN	1980	1.300	8,900,000	11,570,000
232	351096 00067	LIGHT TRUCK	DATSUN	PMD 21 (STORING CAR)	1996	1.300	72,000,000	93,600,000
233	351103 00021	LIGHT TRUCK	DODGE	BENSIN	1980	1.300	8,500,000	11,050,000
234	351160 00078	LIGHT TRUCK	HINO	DUTRO 110 LD/ WU342R-HKMQAD3	2015	1.300	170,000,000	221,000,000
235	351160 00078	LIGHT TRUCK	HINO	DUTRO 110 LD/ WU342R-HKMQAD3	2014	1.300	162,000,000	210,600,000
236	351160 00078	LIGHT TRUCK	HINO	DUTRO 110 LD/ WU342R-HKMQAD3	2013	1.300	150,000,000	195,000,000
237	351160 00078	LIGHT TRUCK	HINO	DUTRO 110 LD/ WU342R-HKMQAD3	2012	1.300	136,000,000	176,800,000
238	351160 00078	LIGHT TRUCK	HINO	DUTRO 110 LD/ WU342R-HKMQAD3	2011	1.300	124,000,000	161,200,000
239	351160 00078	LIGHT TRUCK	HINO	DUTRO 110 LD/ WU342R-HKMQAD3	2010	1.300	116,000,000	150,800,000
240	351160 00078	LIGHT TRUCK	HINO	DUTRO 110 LD/ WU342R-HKMQAD3	2009	1.300	109,000,000	141,700,000
241	351160 00078	LIGHT TRUCK	HINO	DUTRO 110 LD/ WU342R-HKMQAD3	2008	1.300	104,000,000	135,200,000
242	351160 00078	LIGHT TRUCK	HINO	DUTRO 110 LD/ WU342R-HKMQAD3	2007	1.300	96,000,000	124,800,000
243	351160 00078	LIGHT TRUCK	HINO	DUTRO 110 LD/ WU342R-HKMQAD3	2006	1.300	95,000,000	123,500,000
244	351160 00079	LIGHT TRUCK	HINO	DUTRO 110 SD/ WU302R-HKMLAD3	2015	1.300	162,000,000	210,600,000
245	351160 00079	LIGHT TRUCK	HINO	DUTRO 110 SD/ WU302R-HKMLAD3	2014	1.300	154,000,000	200,200,000
246	351160 00079	LIGHT TRUCK	HINO	DUTRO 110 SD/ WU302R-HKMLAD3	2013	1.300	141,000,000	183,300,000
247	351160 00079	LIGHT TRUCK	HINO	DUTRO 110 SD/ WU302R-HKMLAD3	2012	1.300	128,000,000	166,400,000
248	351160 00079	LIGHT TRUCK	HINO	DUTRO 110 SD/ WU302R-HKMLAD3	2011	1.300	116,000,000	150,800,000
249	351160 00079	LIGHT TRUCK	HINO	DUTRO 110 SD/ WU302R-HKMLAD3	2010	1.300	108,000,000	140,400,000
250	351160 00079	LIGHT TRUCK	HINO	DUTRO 110 SD/ WU302R-HKMLAD3	2009	1.300	102,000,000	132,600,000
251	351160 00079	LIGHT TRUCK	HINO	DUTRO 110 SD/ WU302R-HKMLAD3	2008	1.300	97,000,000	126,100,000
252	351160 00079	LIGHT TRUCK	HINO	DUTRO 110 SD/ WU302R-HKMLAD3	2007	1.300	88,000,000	114,400,000
253	351160 00079	LIGHT TRUCK	HINO	DUTRO 110 SD/ WU302R-HKMLAD3	2006	1.300	87,000,000	113,100,000
254	351160 00080	LIGHT TRUCK	HINO	DUTRO 125 HT/ WU340R-HKMRS D3	2007	1.300	108,000,000	140,400,000
255	351160 00080	LIGHT TRUCK	HINO	DUTRO 125 HT/ WU340R-HKMRS D3	2006	1.300	106,000,000	137,800,000
256	351160 00080	LIGHT TRUCK	HINO	DUTRO 125 HT/ WU340R-HKMRS D3	2005	1.300	103,000,000	133,900,000
257	351160 00080	LIGHT TRUCK	HINO	DUTRO 125 HT/ WU340R-HKMRS D3	2004	1.300	100,000,000	130,000,000
258	351160 00080	LIGHT TRUCK	HINO	DUTRO 125 HT/ WU340R-HKMRS D3	2003	1.300	95,000,000	123,500,000
259	351160 00080	LIGHT TRUCK	HINO	DUTRO 125 HT/ WU340R-HKMRS D3	2002	1.300	90,000,000	117,000,000
260	351160 00081	LIGHT TRUCK	HINO	DUTRO 125 LT / WU340R-HKMQSD3	2007	1.300	113,000,000	146,900,000
261	351160 00081	LIGHT TRUCK	HINO	DUTRO 125 LT / WU340R-HKMQSD3	2006	1.300	110,000,000	143,000,000
262	351160 00081	LIGHT TRUCK	HINO	DUTRO 125 LT / WU340R-HKMQSD3	2005	1.300	103,000,000	133,900,000
263	351160 00081	LIGHT TRUCK	HINO	DUTRO 125 LT / WU340R-HKMQSD3	2004	1.300	101,000,000	131,300,000
264	351160 00081	LIGHT TRUCK	HINO	DUTRO 125 LT / WU340R-HKMQSD3	2003	1.300	99,000,000	128,700,000
265	351160 00081	LIGHT TRUCK	HINO	DUTRO 125 LT / WU340R-HKMQSD3	2002	1.300	95,000,000	123,500,000
266	351160 00082	LIGHT TRUCK	HINO	DUTRO 125 ST / WU300R-HKMLS D3	2007	1.300	97,000,000	126,100,000

NO	KODING	JENIS	MEREK	TIPE	TH BUAT	BOBOT	NJKB	DP PKB
1	2	3	4	5	6	7	8	9
267	351160 00082	LIGHT TRUCK	HINO	DUTRO 125 ST / WU300R-HKMLSD3	2006	1.300	95,000,000	123,500,000
268	351160 00082	LIGHT TRUCK	HINO	DUTRO 125 ST / WU300R-HKMLSD3	2005	1.300	91,000,000	118,300,000
269	351160 00082	LIGHT TRUCK	HINO	DUTRO 125 ST / WU300R-HKMLSD3	2004	1.300	89,000,000	115,700,000
270	351160 00082	LIGHT TRUCK	HINO	DUTRO 125 ST / WU300R-HKMLSD3	2003	1.300	87,000,000	113,100,000
271	351160 00082	LIGHT TRUCK	HINO	DUTRO 125 ST / WU300R-HKMLSD3	2002	1.300	83,000,000	107,900,000
272	351160 00083	LIGHT TRUCK	HINO	DUTRO 130 HD/WU342R-HKMRBD3	2015	1.300	202,000,000	262,600,000
273	351160 00083	LIGHT TRUCK	HINO	DUTRO 130 HD/WU342R-HKMRBD3	2014	1.300	192,000,000	249,600,000
274	351160 00083	LIGHT TRUCK	HINO	DUTRO 130 HD/WU342R-HKMRBD3	2013	1.300	181,000,000	235,300,000
275	351160 00083	LIGHT TRUCK	HINO	DUTRO 130 HD/WU342R-HKMRBD3	2012	1.300	173,000,000	224,900,000
276	351160 00083	LIGHT TRUCK	HINO	DUTRO 130 HD/WU342R-HKMRBD3	2011	1.300	142,000,000	184,600,000
277	351160 00083	LIGHT TRUCK	HINO	DUTRO 130 HD/WU342R-HKMRBD3	2010	1.300	133,000,000	172,900,000
278	351160 00083	LIGHT TRUCK	HINO	DUTRO 130 HD/WU342R-HKMRBD3	2009	1.300	125,000,000	162,500,000
279	351160 00083	LIGHT TRUCK	HINO	DUTRO 130 HD/WU342R-HKMRBD3	2008	1.300	119,000,000	154,700,000
280	351160 00083	LIGHT TRUCK	HINO	DUTRO 130 HD/WU342R-HKMRBD3	2007	1.300	110,000,000	143,000,000
281	351160 00083	LIGHT TRUCK	HINO	DUTRO 130 HD/WU342R-HKMRBD3	2006	1.300	109,000,000	141,700,000
282	351160 00085	LIGHT TRUCK	HINO	DUTRO 130 MDL/WU342R-HKMQBD3L	2015	1.300	194,000,000	252,200,000
283	351160 00085	LIGHT TRUCK	HINO	DUTRO 130 MDL/WU342R-HKMQBD3L	2014	1.300	185,000,000	240,500,000
284	351160 00085	LIGHT TRUCK	HINO	DUTRO 130 MDL/WU342R-HKMQBD3L	2013	1.300	177,000,000	230,100,000
285	351160 00085	LIGHT TRUCK	HINO	DUTRO 130 MDL/WU342R-HKMQBD3L	2012	1.300	167,000,000	217,100,000
286	351160 00085	LIGHT TRUCK	HINO	DUTRO 130 MDL/WU342R-HKMQBD3L	2011	1.300	144,000,000	187,200,000
287	351160 00085	LIGHT TRUCK	HINO	DUTRO 130 MDL/WU342R-HKMQBD3L	2010	1.300	135,000,000	175,500,000
288	351160 00085	LIGHT TRUCK	HINO	DUTRO 130 MDL/WU342R-HKMQBD3L	2009	1.300	127,000,000	165,100,000
289	351160 00085	LIGHT TRUCK	HINO	DUTRO 130 MDL/WU342R-HKMQBD3L	2008	1.300	121,000,000	157,300,000
290	351160 00085	LIGHT TRUCK	HINO	DUTRO 130 MDL/WU342R-HKMQBD3L	2007	1.300	113,000,000	146,900,000
291	351160 00084	LIGHT TRUCK	HINO	DUTRO 130 MD/WU342R-HKMQBD3	2015	1.300	185,000,000	240,500,000
292	351160 00084	LIGHT TRUCK	HINO	DUTRO 130 MD/WU342R-HKMQBD3	2014	1.300	176,000,000	228,800,000
293	351160 00084	LIGHT TRUCK	HINO	DUTRO 130 MD/WU342R-HKMQBD3	2013	1.300	168,000,000	218,400,000
294	351160 00084	LIGHT TRUCK	HINO	DUTRO 130 MD/WU342R-HKMQBD3	2012	1.300	153,000,000	198,900,000
295	351160 00084	LIGHT TRUCK	HINO	DUTRO 130 MD/WU342R-HKMQBD3	2011	1.300	139,000,000	180,700,000
296	351160 00084	LIGHT TRUCK	HINO	DUTRO 130 MD/WU342R-HKMQBD3	2010	1.300	130,000,000	169,000,000
297	351160 00084	LIGHT TRUCK	HINO	DUTRO 130 MD/WU342R-HKMQBD3	2009	1.300	123,000,000	159,900,000
298	351160 00084	LIGHT TRUCK	HINO	DUTRO 130 MD/WU342R-HKMQBD3	2008	1.300	117,000,000	152,100,000
299	351160 00084	LIGHT TRUCK	HINO	DUTRO 130 MD/WU342R-HKMQBD3	2007	1.300	109,000,000	141,700,000
300	351160 00084	LIGHT TRUCK	HINO	DUTRO 130 MD/WU342R-HKMQBD3	2006	1.300	108,000,000	140,400,000
301	351160 00086	LIGHT TRUCK	HINO	DUTRO 140 GT / XZU342R-HKMQSD3	2007	1.300	127,000,000	165,100,000
302	351160 00086	LIGHT TRUCK	HINO	DUTRO 140 GT / XZU342R-HKMQSD3	2006	1.300	124,000,000	161,200,000
303	351160 00086	LIGHT TRUCK	HINO	DUTRO 140 GT / XZU342R-HKMQSD3	2005	1.300	115,000,000	149,500,000
304	351160 00086	LIGHT TRUCK	HINO	DUTRO 140 GT / XZU342R-HKMQSD3	2004	1.300	113,000,000	146,900,000
305	351160 00086	LIGHT TRUCK	HINO	DUTRO 140 GT / XZU342R-HKMQSD3	2003	1.300	111,000,000	144,300,000
306	351160 00086	LIGHT TRUCK	HINO	DUTRO 140 GT / XZU342R-HKMQSD3	2002	1.300	108,000,000	140,400,000
307	351160 00087	LIGHT TRUCK	HINO	DUTRO 140 HT / XZU342R-HKMRS3	2007	1.300	133,000,000	172,900,000
308	351160 00087	LIGHT TRUCK	HINO	DUTRO 140 HT / XZU342R-HKMRS3	2006	1.300	130,000,000	169,000,000
309	351160 00087	LIGHT TRUCK	HINO	DUTRO 140 HT / XZU342R-HKMRS3	2005	1.300	115,000,000	149,500,000
310	351160 00087	LIGHT TRUCK	HINO	DUTRO 140 HT / XZU342R-HKMRS3	2004	1.300	113,000,000	146,900,000
311	351160 00087	LIGHT TRUCK	HINO	DUTRO 140 HT / XZU342R-HKMRS3	2003	1.300	111,000,000	144,300,000
312	351160 00087	LIGHT TRUCK	HINO	DUTRO 140 HT / XZU342R-HKMRS3	2002	1.300	109,000,000	141,700,000
313	351160 00088	LIGHT TRUCK	HINO	FB 2 WEKA	2005	1.300	104,000,000	135,200,000
314	351160 00088	LIGHT TRUCK	HINO	FB 2 WEKA	2004	1.300	102,000,000	132,600,000
315	351160 00088	LIGHT TRUCK	HINO	FB 2 WEKA	2003	1.300	100,000,000	130,000,000
316	351160 00088	LIGHT TRUCK	HINO	FB 2 WEKA	2002	1.300	97,000,000	126,100,000
317	351160 00088	LIGHT TRUCK	HINO	FB 2 WEKA	2001	1.300	94,000,000	122,200,000
318	351160 00088	LIGHT TRUCK	HINO	FB 2 WEKA	2000	1.300	87,000,000	113,100,000
319	351160 00088	LIGHT TRUCK	HINO	FB 2 WEKA	1999	1.300	85,000,000	110,500,000
320	351160 00089	LIGHT TRUCK	HINO	FC9JNKA-NNJ	2019	1.300	251,000,000	326,300,000
321	351160 00089	LIGHT TRUCK	HINO	FC9JNKA-NNJ	2018	1.300	239,000,000	310,700,000
322	351160 00089	LIGHT TRUCK	HINO	FC9JNKA-NNJ	2017	1.300	228,000,000	296,400,000
323	351160 00089	LIGHT TRUCK	HINO	FC9JNKA-NNJ	2016	1.300	217,000,000	282,100,000
324	351160 00090	LIGHT TRUCK	HINO	FC9JNKA-NNJ (FC9J)	2016	1.300	247,000,000	321,100,000
325	351160 00090	LIGHT TRUCK	HINO	FC9JNKA-NNJ (FC9J)	2015	1.300	235,000,000	305,500,000
326	351160 00090	LIGHT TRUCK	HINO	FC9JNKA-NNJ (FC9J)	2014	1.300	223,000,000	289,900,000
327	351160 00090	LIGHT TRUCK	HINO	FC9JNKA-NNJ (FC9J)	2013	1.300	212,000,000	275,600,000
328	351160 00091	LIGHT TRUCK	HINO	FUSO FIV2P (4X2) M/T	2014	1.300	182,000,000	236,600,000
329	351160 00092	LIGHT TRUCK	HINO	WU302R-HKMLAD3L (110SDL)	2015	1.300	170,000,000	221,000,000
330	351160 00092	LIGHT TRUCK	HINO	WU302R-HKMLAD3L (110SDL)	2014	1.300	162,000,000	210,600,000
331	351160 00092	LIGHT TRUCK	HINO	WU302R-HKMLAD3L (110SDL)	2013	1.300	155,000,000	201,500,000
332	351160 00092	LIGHT TRUCK	HINO	WU302R-HKMLAD3L (110SDL)	2012	1.300	146,000,000	189,800,000
333	351160 00092	LIGHT TRUCK	HINO	WU302R-HKMLAD3L (110SDL)	2011	1.300	118,000,000	153,400,000
334	351160 00092	LIGHT TRUCK	HINO	WU302R-HKMLAD3L (110SDL)	2010	1.300	110,000,000	143,000,000
335	351160 00092	LIGHT TRUCK	HINO	WU302R-HKMLAD3L (110SDL)	2009	1.300	104,000,000	135,200,000
336	351160 00093	LIGHT TRUCK	HINO	WU302R-HKMLHD3	2019	1.300	150,000,000	195,000,000
337	351160 00093	LIGHT TRUCK	HINO	WU302R-HKMLHD3	2018	1.300	143,000,000	185,900,000
338	351160 00093	LIGHT TRUCK	HINO	WU302R-HKMLHD3	2017	1.300	136,000,000	176,800,000
339	351160 00093	LIGHT TRUCK	HINO	WU302R-HKMLHD3	2016	1.300	130,000,000	169,000,000
340	351160 00094	LIGHT TRUCK	HINO	WU302R-HKMLHD3 (110SD)	2017	1.300	152,000,000	197,600,000
341	351160 00094	LIGHT TRUCK	HINO	WU302R-HKMLHD3 (110SD)	2016	1.300	144,000,000	187,200,000
342	351160 00094	LIGHT TRUCK	HINO	WU302R-HKMLHD3 (110SD)	2015	1.300	137,000,000	178,100,000
343	351160 00094	LIGHT TRUCK	HINO	WU302R-HKMLHD3 (110SD)	2014	1.300	130,000,000	169,000,000
344	351160 00094	LIGHT TRUCK	HINO	WU302R-HKMLHD3 (110SD)	2013	1.300	123,000,000	159,900,000
345	351160 00094	LIGHT TRUCK	HINO	WU302R-HKMLHD3 (110SD)	2012	1.300	117,000,000	152,100,000
346	351160 00094	LIGHT TRUCK	HINO	WU302R-HKMLHD3 (110SD)	2011	1.300	111,000,000	144,300,000
347	351160 00094	LIGHT TRUCK	HINO	WU302R-HKMLHD3 (110SD)	2010	1.300	105,000,000	136,500,000
348	351160 00094	LIGHT TRUCK	HINO	WU302R-HKMLHD3 (110SD)	2009	1.300	100,000,000	130,000,000
349	351160 00095	LIGHT TRUCK	HINO	WU302R-HKMLHD3L (110SDL)	2019	1.300	207,000,000	269,100,000
350	351160 00095	LIGHT TRUCK	HINO	WU302R-HKMLHD3L (110SDL)	2018	1.300	197,000,000	256,100,000
351	351160 00095	LIGHT TRUCK	HINO	WU302R-HKMLHD3L (110SDL)	2017	1.300	188,000,000	244,400,000
352	351160 00095	LIGHT TRUCK	HINO	WU302R-HKMLHD3L (110SDL)	2016	1.300	179,000,000	232,700,000
353	351160 00095	LIGHT TRUCK	HINO	WU302R-HKMLHD3L (110SDL)	2015	1.300	171,000,000	222,300,000
354	351160 00095	LIGHT TRUCK	HINO	WU302R-HKMLHD3L (110SDL)	2014	1.300	163,000,000	211,900,000
355	351160 00095	LIGHT TRUCK	HINO	WU302R-HKMLHD3L (110SDL)	2013	1.300	155,000,000	201,500,000
356	351160 00095	LIGHT TRUCK	HINO	WU302R-HKMLHD3L (110SDL)	2012	1.300	148,000,000	192,400,000

NO	KODING	JENIS	MEREK	TIPE	TH BUAT	BOBOT	NJKB	DP PKB
1	2	3	4	5	6	7	8	9
357	351160 00095	LIGHT TRUCK	HINO	WU302R-HKMLHD3L (110SDL)	2011	1.300	141.000.000	183.300.000
358	351160 00095	LIGHT TRUCK	HINO	WU302R-HKMLHD3L (110SDL)	2010	1.300	134.000.000	174.200.000
359	351160 00096	LIGHT TRUCK	HINO	WU302R-HKMLHD3LR (110SDLR)	2019	1.300	167.000.000	217.100.000
360	351160 00096	LIGHT TRUCK	HINO	WU302R-HKMLHD3LR (110SDLR)	2018	1.300	159.000.000	206.700.000
361	351160 00096	LIGHT TRUCK	HINO	WU302R-HKMLHD3LR (110SDLR)	2017	1.300	152.000.000	197.600.000
362	351160 00096	LIGHT TRUCK	HINO	WU302R-HKMLHD3LR (110SDLR)	2016	1.300	145.000.000	188.500.000
363	351160 00096	LIGHT TRUCK	HINO	WU302R-HKMLHD3LR (110SDLR)	2015	1.300	138.000.000	179.400.000
364	351160 00097	LIGHT TRUCK	HINO	WU302R-HKMLHD8 (110SDR)	2019	1.300	151.000.000	196.300.000
365	351160 00097	LIGHT TRUCK	HINO	WU302R-HKMLHD8 (110SDR)	2018	1.300	144.000.000	187.200.000
366	351160 00097	LIGHT TRUCK	HINO	WU302R-HKMLHD8 (110SDR)	2017	1.300	137.000.000	178.100.000
367	351160 00097	LIGHT TRUCK	HINO	WU302R-HKMLHD8 (110SDR)	2016	1.300	131.000.000	170.300.000
368	351160 00118	LIGHT TRUCK	HINO	WU342R-HAMTJD8 (130 HD CARGO)	2019	1.300	189.000.000	245.700.000
369	351160 00118	LIGHT TRUCK	HINO	WU342R-HAMTJD8 (130 HD CARGO)	2017	1.300	171.000.000	222.300.000
370	351160 00118	LIGHT TRUCK	HINO	WU342R-HAMTJD8 (130 HD CARGO)	2016	1.300	163.000.000	211.900.000
371	351160 00539	LIGHT TRUCK	HINO	WU342R-HKMLHD8	2019	1.300	207.000.000	269.100.000
372	351160 00098	LIGHT TRUCK	HINO	WU342R-HKMLHD8 (110SDL)	2018	1.300	207.000.000	269.100.000
373	351160 00098	LIGHT TRUCK	HINO	WU342R-HKMLHD8 (110SDL)	2017	1.300	203.000.000	263.900.000
374	351160 00098	LIGHT TRUCK	HINO	WU342R-HKMLHD8 (110SDL)	2016	1.300	199.000.000	258.700.000
375	351160 00099	LIGHT TRUCK	HINO	WU342R-HKMQHD3 (110LD)	2019	1.300	186.000.000	241.800.000
376	351160 00099	LIGHT TRUCK	HINO	WU342R-HKMQHD3 (110LD)	2018	1.300	177.000.000	230.100.000
377	351160 00099	LIGHT TRUCK	HINO	WU342R-HKMQHD3 (110LD)	2017	1.300	169.000.000	219.700.000
378	351160 00099	LIGHT TRUCK	HINO	WU342R-HKMQHD3 (110LD)	2016	1.300	161.000.000	209.300.000
379	351160 00099	LIGHT TRUCK	HINO	WU342R-HKMQHD3 (110LD)	2015	1.300	153.000.000	198.900.000
380	351160 00099	LIGHT TRUCK	HINO	WU342R-HKMQHD3 (110LD)	2014	1.300	146.000.000	189.800.000
381	351160 00099	LIGHT TRUCK	HINO	WU342R-HKMQHD3 (110LD)	2013	1.300	139.000.000	180.700.000
382	351160 00099	LIGHT TRUCK	HINO	WU342R-HKMQHD3 (110LD)	2012	1.300	133.000.000	172.900.000
383	351160 00099	LIGHT TRUCK	HINO	WU342R-HKMQHD3 (110LD)	2011	1.300	127.000.000	165.100.000
384	351160 00099	LIGHT TRUCK	HINO	WU342R-HKMQHD3 (110LD)	2010	1.300	121.000.000	157.300.000
385	351160 00099	LIGHT TRUCK	HINO	WU342R-HKMQHD3 (110LD)	2009	1.300	115.000.000	149.500.000
386	351160 00100	LIGHT TRUCK	HINO	WU342R-HKMQHD3L (110LDL)	2019	1.300	183.000.000	237.900.000
387	351160 00100	LIGHT TRUCK	HINO	WU342R-HKMQHD3L (110LDL)	2018	1.300	174.000.000	226.200.000
388	351160 00100	LIGHT TRUCK	HINO	WU342R-HKMQHD3L (110LDL)	2017	1.300	166.000.000	215.800.000
389	351160 00100	LIGHT TRUCK	HINO	WU342R-HKMQHD3L (110LDL)	2016	1.300	158.000.000	205.400.000
390	351160 00100	LIGHT TRUCK	HINO	WU342R-HKMQHD3L (110LDL)	2015	1.300	151.000.000	196.300.000
391	351160 00100	LIGHT TRUCK	HINO	WU342R-HKMQHD3L (110LDL)	2014	1.300	144.000.000	187.200.000
392	351160 00100	LIGHT TRUCK	HINO	WU342R-HKMQHD3L (110LDL)	2013	1.300	137.000.000	178.100.000
393	351160 00101	LIGHT TRUCK	HINO	WU342R-HKMQHD8 (110LD)	2019	1.300	155.000.000	201.500.000
394	351160 00101	LIGHT TRUCK	HINO	WU342R-HKMQHD8 (110LD)	2018	1.300	148.000.000	192.400.000
395	351160 00102	LIGHT TRUCK	HINO	WU342R-HKMQHD8 (110LD)	2017	1.300	129.000.000	167.700.000
396	351160 00102	LIGHT TRUCK	HINO	WU342R-HKMQHD8 (110LD)	2016	1.300	123.000.000	159.900.000
397	351160 00103	LIGHT TRUCK	HINO	WU342R-HKMRHD3	2019	1.300	166.000.000	215.800.000
398	351160 00103	LIGHT TRUCK	HINO	WU342R-HKMRHD3	2018	1.300	158.000.000	205.400.000
399	351160 00103	LIGHT TRUCK	HINO	WU342R-HKMRHD3	2017	1.300	151.000.000	196.300.000
400	351160 00103	LIGHT TRUCK	HINO	WU342R-HKMRHD3	2016	1.300	144.000.000	187.200.000
401	351160 00104	LIGHT TRUCK	HINO	WU342R-HKMRHD3 (110HD)	2017	1.300	186.000.000	241.800.000
402	351160 00104	LIGHT TRUCK	HINO	WU342R-HKMRHD3 (110HD)	2016	1.300	177.000.000	230.100.000
403	351160 00104	LIGHT TRUCK	HINO	WU342R-HKMRHD3 (110HD)	2015	1.300	168.000.000	218.400.000
404	351160 00104	LIGHT TRUCK	HINO	WU342R-HKMRHD3 (110HD)	2014	1.300	160.000.000	208.000.000
405	351160 00104	LIGHT TRUCK	HINO	WU342R-HKMRHD3 (110HD)	2013	1.300	152.000.000	197.600.000
406	351160 00104	LIGHT TRUCK	HINO	WU342R-HKMRHD3 (110HD)	2012	1.300	144.000.000	187.200.000
407	351160 00104	LIGHT TRUCK	HINO	WU342R-HKMRHD3 (110HD)	2011	1.300	137.000.000	178.100.000
408	351160 00104	LIGHT TRUCK	HINO	WU342R-HKMRHD3 (110HD)	2010	1.300	130.000.000	169.000.000
409	351160 00104	LIGHT TRUCK	HINO	WU342R-HKMRHD3 (110HD)	2009	1.300	124.000.000	161.200.000
410	351160 00105	LIGHT TRUCK	HINO	WU342R-HKMRJD3 (130MD)	2019	1.300	244.000.000	317.200.000
411	351160 00105	LIGHT TRUCK	HINO	WU342R-HKMRJD3 (130MD)	2018	1.300	232.000.000	301.600.000
412	351160 00105	LIGHT TRUCK	HINO	WU342R-HKMRJD3 (130MD)	2017	1.300	221.000.000	287.300.000
413	351160 00105	LIGHT TRUCK	HINO	WU342R-HKMRJD3 (130MD)	2016	1.300	210.000.000	273.000.000
414	351160 00105	LIGHT TRUCK	HINO	WU342R-HKMRJD3 (130MD)	2015	1.300	200.000.000	260.000.000
415	351160 00105	LIGHT TRUCK	HINO	WU342R-HKMRJD3 (130MD)	2014	1.300	190.000.000	247.000.000
416	351160 00105	LIGHT TRUCK	HINO	WU342R-HKMRJD3 (130MD)	2013	1.300	181.000.000	235.300.000
417	351160 00105	LIGHT TRUCK	HINO	WU342R-HKMRJD3 (130MD)	2012	1.300	172.000.000	223.600.000
418	351160 00105	LIGHT TRUCK	HINO	WU342R-HKMRJD3 (130MD)	2011	1.300	164.000.000	213.200.000
419	351160 00105	LIGHT TRUCK	HINO	WU342R-HKMRJD3 (130MD)	2010	1.300	156.000.000	202.800.000
420	351160 00105	LIGHT TRUCK	HINO	WU342R-HKMRJD3 (130MD)	2009	1.300	149.000.000	193.700.000
421	351160 00106	LIGHT TRUCK	HINO	WU342R-HKMRJD3L (130MDL)	2019	1.300	251.000.000	326.300.000
422	351160 00106	LIGHT TRUCK	HINO	WU342R-HKMRJD3L (130MDL)	2018	1.300	239.000.000	310.700.000
423	351160 00106	LIGHT TRUCK	HINO	WU342R-HKMRJD3L (130MDL)	2017	1.300	228.000.000	296.400.000
424	351160 00106	LIGHT TRUCK	HINO	WU342R-HKMRJD3L (130MDL)	2016	1.300	217.000.000	282.100.000
425	351160 00106	LIGHT TRUCK	HINO	WU342R-HKMRJD3L (130MDL)	2015	1.300	207.000.000	269.100.000
426	351160 00106	LIGHT TRUCK	HINO	WU342R-HKMRJD3L (130MDL)	2014	1.300	197.000.000	256.100.000
427	351160 00106	LIGHT TRUCK	HINO	WU342R-HKMRJD3L (130MDL)	2013	1.300	188.000.000	244.400.000
428	351160 00106	LIGHT TRUCK	HINO	WU342R-HKMRJD3L (130MDL)	2012	1.300	179.000.000	232.700.000
429	351160 00106	LIGHT TRUCK	HINO	WU342R-HKMRJD3L (130MDL)	2011	1.300	171.000.000	222.300.000
430	351160 00106	LIGHT TRUCK	HINO	WU342R-HKMRJD3L (130MDL)	2010	1.300	163.000.000	211.900.000
431	351160 00107	LIGHT TRUCK	HINO	WU342R-HKMRJD3L (PS)	2012	1.300	160.000.000	208.000.000
432	351160 00107	LIGHT TRUCK	HINO	WU342R-HKMRJD3L (PS)	2011	1.300	144.000.000	187.200.000
433	351160 00540	LIGHT TRUCK	HINO	WU342R-HKMRJD8	2019	1.300	244.000.000	317.200.000
434	351160 00108	LIGHT TRUCK	HINO	WU342R-HKMRJD8 (130 MD)	2018	1.300	244.000.000	317.200.000
435	351160 00108	LIGHT TRUCK	HINO	WU342R-HKMRJD8 (130 MD)	2017	1.300	240.000.000	312.000.000
436	351160 00108	LIGHT TRUCK	HINO	WU342R-HKMRJD8 (130 MD)	2016	1.300	236.000.000	306.800.000
437	351160 00109	LIGHT TRUCK	HINO	WU342R-HKMTJD3	2019	1.300	248.000.000	322.400.000
438	351160 00109	LIGHT TRUCK	HINO	WU342R-HKMTJD3	2017	1.300	224.000.000	291.200.000
439	351160 00109	LIGHT TRUCK	HINO	WU342R-HKMTJD3	2016	1.300	213.000.000	276.900.000
440	351160 00109	LIGHT TRUCK	HINO	WU342R-HKMTJD3	2015	1.300	203.000.000	263.900.000
441	351160 00109	LIGHT TRUCK	HINO	WU342R-HKMTJD3	2014	1.300	193.000.000	250.900.000
442	351160 00109	LIGHT TRUCK	HINO	WU342R-HKMTJD3	2013	1.300	184.000.000	239.200.000
443	351160 00109	LIGHT TRUCK	HINO	WU342R-HKMTJD3	2012	1.300	175.000.000	227.500.000
444	351160 00109	LIGHT TRUCK	HINO	WU342R-HKMTJD3	2011	1.300	167.000.000	217.100.000
445	351160 00109	LIGHT TRUCK	HINO	WU342R-HKMTJD3	2010	1.300	159.000.000	206.700.000
446	351160 00110	LIGHT TRUCK	HINO	WU342R-HKMTJD3 (130 HD)	2018	1.300	248.000.000	322.400.000

NO	KODING	JENIS	MEREK	TIPE	TH BUAT	BOBOT	NJKB	DP PKB
1	2	3	4	5	6	7	8	9
447	351160 00110	LIGHT TRUCK	HINO	WU342R-HKMTJD3 (130 HD)	2017	1.300	244,000,000	317,200,000
448	351160 00110	LIGHT TRUCK	HINO	WU342R-HKMTJD3 (130 HD)	2016	1.300	240,000,000	312,000,000
449	351160 00110	LIGHT TRUCK	HINO	WU342R-HKMTJD3 (130 HD)	2015	1.300	236,000,000	306,800,000
450	351160 00110	LIGHT TRUCK	HINO	WU342R-HKMTJD3 (130 HD)	2014	1.300	232,000,000	301,600,000
451	351160 00110	LIGHT TRUCK	HINO	WU342R-HKMTJD3 (130 HD)	2013	1.300	228,000,000	296,400,000
452	351160 00110	LIGHT TRUCK	HINO	WU342R-HKMTJD3 (130 HD)	2012	1.300	224,000,000	291,200,000
453	351160 00110	LIGHT TRUCK	HINO	WU342R-HKMTJD3 (130 HD)	2011	1.300	220,000,000	286,000,000
454	351160 00110	LIGHT TRUCK	HINO	WU342R-HKMTJD3 (130 HD)	2010	1.300	216,000,000	280,800,000
455	351160 00110	LIGHT TRUCK	HINO	WU342R-HKMTJD3 (130 HD)	2009	1.300	212,000,000	275,600,000
456	351160 00112	LIGHT TRUCK	HINO	WU342R-HKMTJD3X1	2019	1.300	195,000,000	253,500,000
457	351160 00112	LIGHT TRUCK	HINO	WU342R-HKMTJD3X1	2018	1.300	186,000,000	241,800,000
458	351160 00112	LIGHT TRUCK	HINO	WU342R-HKMTJD3X1	2017	1.300	177,000,000	230,100,000
459	351160 00112	LIGHT TRUCK	HINO	WU342R-HKMTJD3X1	2016	1.300	169,000,000	219,700,000
460	351160 00113	LIGHT TRUCK	HINO	WU342R-HKMTJD3X1 (130HD 4X4)	2017	1.300	310,000,000	403,000,000
461	351160 00113	LIGHT TRUCK	HINO	WU342R-HKMTJD3X1 (130HD 4X4)	2016	1.300	295,000,000	383,500,000
462	351160 00113	LIGHT TRUCK	HINO	WU342R-HKMTJD3X1 (130HD 4X4)	2015	1.300	280,000,000	364,000,000
463	351160 00111	LIGHT TRUCK	HINO	WU342R-HKMTJD3X (130HD4X4)	2017	1.300	320,000,000	416,000,000
464	351160 00111	LIGHT TRUCK	HINO	WU342R-HKMTJD3X (130HD4X4)	2016	1.300	304,000,000	395,200,000
465	351160 00111	LIGHT TRUCK	HINO	WU342R-HKMTJD3X (130HD4X4)	2015	1.300	289,000,000	375,700,000
466	351160 00111	LIGHT TRUCK	HINO	WU342R-HKMTJD3X (130HD4X4)	2014	1.300	275,000,000	357,500,000
467	351160 00111	LIGHT TRUCK	HINO	WU342R-HKMTJD3X (130HD4X4)	2013	1.300	261,000,000	339,300,000
468	351160 00111	LIGHT TRUCK	HINO	WU342R-HKMTJD3X (130HD4X4)	2012	1.300	248,000,000	322,400,000
469	351160 00111	LIGHT TRUCK	HINO	WU342R-HKMTJD3X (130HD4X4)	2011	1.300	236,000,000	306,800,000
470	351160 00114	LIGHT TRUCK	HINO	WU342R-HKMTJD3X2	2019	1.300	195,000,000	250,900,000
471	351160 00114	LIGHT TRUCK	HINO	WU342R-HKMTJD3X2	2018	1.300	184,000,000	239,200,000
472	351160 00119	LIGHT TRUCK	HINO	WU352R-HAMTJD8 (130 HDL CARGO)	2019	1.300	196,000,000	254,800,000
473	351160 00119	LIGHT TRUCK	HINO	WU352R-HAMTJD8 (130 HDL CARGO)	2018	1.300	187,000,000	243,100,000
474	351160 00119	LIGHT TRUCK	HINO	WU352R-HAMTJD8 (130 HDL CARGO)	2017	1.300	178,000,000	231,400,000
475	351160 00119	LIGHT TRUCK	HINO	WU352R-HAMTJD8 (130 HDL CARGO)	2016	1.300	170,000,000	221,000,000
476	351160 00541	LIGHT TRUCK	HINO	WU352R-HKMQHD8	2019	1.300	233,000,000	302,900,000
477	351160 00115	LIGHT TRUCK	HINO	WU352R-HKMQHD8 (110LDL)	2018	1.300	233,000,000	302,900,000
478	351160 00115	LIGHT TRUCK	HINO	WU352R-HKMQHD8 (110LDL)	2017	1.300	131,000,000	170,300,000
479	351160 00115	LIGHT TRUCK	HINO	WU352R-HKMQHD8 (110LDL)	2016	1.300	124,000,000	161,200,000
480	351160 00542	LIGHT TRUCK	HINO	WU352R-HKMRJD8	2019	1.300	251,000,000	326,300,000
481	351160 00116	LIGHT TRUCK	HINO	WU352R-HKMRJD8 (130 MDL)	2018	1.300	251,000,000	326,300,000
482	351160 00116	LIGHT TRUCK	HINO	WU352R-HKMRJD8 (130 MDL)	2017	1.300	165,000,000	214,500,000
483	351160 00116	LIGHT TRUCK	HINO	WU352R-HKMRJD8 (130 MDL)	2016	1.300	157,000,000	204,100,000
484	351177 00152	LIGHT TRUCK	HYUNDAI	HD MIGHTY 125-B (HD72) 4X2 M/T	2015	1.300	244,000,000	317,200,000
485	351177 00152	LIGHT TRUCK	HYUNDAI	HD MIGHTY 125-B (HD72) 4X2 M/T	2014	1.300	232,000,000	301,600,000
486	351177 00152	LIGHT TRUCK	HYUNDAI	HD MIGHTY 125-B (HD72) 4X2 M/T	2013	1.300	219,000,000	284,700,000
487	351177 00152	LIGHT TRUCK	HYUNDAI	HD MIGHTY 125-B (HD72) 4X2 M/T	2012	1.300	207,000,000	269,100,000
488	351177 00152	LIGHT TRUCK	HYUNDAI	HD MIGHTY 125-B (HD72) 4X2 M/T	2011	1.300	198,000,000	257,400,000
489	351177 00152	LIGHT TRUCK	HYUNDAI	HD MIGHTY 125-B (HD72) 4X2 M/T	2010	1.300	137,000,000	178,100,000
490	351177 00152	LIGHT TRUCK	HYUNDAI	HD MIGHTY 125-B (HD72) 4X2 M/T	2009	1.300	129,000,000	167,700,000
491	351177 00152	LIGHT TRUCK	HYUNDAI	HD MIGHTY 125-B (HD72) 4X2 M/T	2008	1.300	115,000,000	149,500,000
492	351177 00150	LIGHT TRUCK	HYUNDAI	HD MIGHTY 125 BL (HD-72) 4X2 M/T	2015	1.300	244,000,000	317,200,000
493	351177 00150	LIGHT TRUCK	HYUNDAI	HD MIGHTY 125 BL (HD-72) 4X2 M/T	2014	1.300	232,000,000	301,600,000
494	351177 00150	LIGHT TRUCK	HYUNDAI	HD MIGHTY 125 BL (HD-72) 4X2 M/T	2013	1.300	219,000,000	284,700,000
495	351177 00150	LIGHT TRUCK	HYUNDAI	HD MIGHTY 125 BL (HD-72) 4X2 M/T	2012	1.300	207,000,000	269,100,000
496	351177 00150	LIGHT TRUCK	HYUNDAI	HD MIGHTY 125 BL (HD-72) 4X2 M/T	2011	1.300	198,000,000	257,400,000
497	351177 00153	LIGHT TRUCK	HYUNDAI	HD MIGHTY 125L 4X2 M/T (HD 72)	2015	1.300	213,000,000	276,900,000
498	351177 00153	LIGHT TRUCK	HYUNDAI	HD MIGHTY 125L 4X2 M/T (HD 72)	2014	1.300	203,000,000	263,900,000
499	351177 00153	LIGHT TRUCK	HYUNDAI	HD MIGHTY 125L 4X2 M/T (HD 72)	2013	1.300	194,000,000	252,200,000
500	351177 00153	LIGHT TRUCK	HYUNDAI	HD MIGHTY 125L 4X2 M/T (HD 72)	2012	1.300	183,000,000	237,900,000
501	351177 00153	LIGHT TRUCK	HYUNDAI	HD MIGHTY 125L 4X2 M/T (HD 72)	2011	1.300	175,000,000	227,500,000
502	351177 00154	LIGHT TRUCK	HYUNDAI	HD MIGHTY 125LX (HD 72) 4X2 M/T	2015	1.300	189,000,000	245,700,000
503	351177 00154	LIGHT TRUCK	HYUNDAI	HD MIGHTY 125LX (HD 72) 4X2 M/T	2014	1.300	180,000,000	234,000,000
504	351177 00154	LIGHT TRUCK	HYUNDAI	HD MIGHTY 125LX (HD 72) 4X2 M/T	2013	1.300	171,000,000	222,300,000
505	351177 00154	LIGHT TRUCK	HYUNDAI	HD MIGHTY 125LX (HD 72) 4X2 M/T	2012	1.300	170,000,000	221,000,000
506	351177 00151	LIGHT TRUCK	HYUNDAI	HD MIGHTY 125 M 4X2 M/T	2015	1.300	209,000,000	271,700,000
507	351177 00151	LIGHT TRUCK	HYUNDAI	HD MIGHTY 125 M 4X2 M/T	2014	1.300	199,000,000	258,700,000
508	351177 00151	LIGHT TRUCK	HYUNDAI	HD MIGHTY 125 M 4X2 M/T	2013	1.300	188,000,000	244,400,000
509	351177 00151	LIGHT TRUCK	HYUNDAI	HD MIGHTY 125 M 4X2 M/T	2012	1.300	180,000,000	234,000,000
510	351177 00151	LIGHT TRUCK	HYUNDAI	HD MIGHTY 125 M 4X2 M/T	2011	1.300	171,000,000	222,300,000
511	351177 00155	LIGHT TRUCK	HYUNDAI	HD MIGHTY 136-LH (4X2) M/T	2010	1.300	127,000,000	165,100,000
512	351177 00155	LIGHT TRUCK	HYUNDAI	HD MIGHTY 136-LH (4X2) M/T	2009	1.300	121,000,000	157,300,000
513	351177 00156	LIGHT TRUCK	HYUNDAI	HD MIGHTY 136LX (HD 72) 4X2 M/T	2012	1.300	133,000,000	172,900,000
514	351177 00156	LIGHT TRUCK	HYUNDAI	HD MIGHTY 136LX (HD 72) 4X2 M/T	2011	1.300	125,000,000	162,500,000
515	351177 00156	LIGHT TRUCK	HYUNDAI	HD MIGHTY 136LX (HD 72) 4X2 M/T	2010	1.300	119,000,000	154,700,000
516	351177 00149	LIGHT TRUCK	HYUNDAI	HD MIGHTY (H72) 4x2 M/T	2007	1.300	89,000,000	115,700,000
517	351177 00157	LIGHT TRUCK	HYUNDAI	HD MIGHTY STD CABIN (HD 72) (4X2) M/T 3907 CC	2015	1.300	172,000,000	223,600,000
518	351177 00157	LIGHT TRUCK	HYUNDAI	HD MIGHTY STD CABIN (HD 72) (4X2) M/T 3907 CC	2014	1.300	164,000,000	213,200,000
519	351177 00157	LIGHT TRUCK	HYUNDAI	HD MIGHTY STD CABIN (HD 72) (4X2) M/T 3907 CC	2013	1.300	155,000,000	201,500,000
520	351177 00157	LIGHT TRUCK	HYUNDAI	HD MIGHTY STD CABIN (HD 72) (4X2) M/T 3907 CC	2012	1.300	141,000,000	183,300,000
521	351177 00157	LIGHT TRUCK	HYUNDAI	HD MIGHTY STD CABIN (HD 72) (4X2) M/T 3907 CC	2011	1.300	128,000,000	166,400,000
522	351177 00157	LIGHT TRUCK	HYUNDAI	HD MIGHTY STD CABIN (HD 72) (4X2) M/T 3907 CC	2010	1.300	120,000,000	156,000,000
523	351177 00157	LIGHT TRUCK	HYUNDAI	HD MIGHTY STD CABIN (HD 72) (4X2) M/T 3907 CC	2009	1.300	113,000,000	146,900,000
524	351177 00157	LIGHT TRUCK	HYUNDAI	HD MIGHTY STD CABIN (HD 72) (4X2) M/T 3907 CC	2008	1.300	103,000,000	133,900,000
525	351177 00157	LIGHT TRUCK	HYUNDAI	HD MIGHTY STD CABIN (HD 72) (4X2) M/T 3907 CC	2007	1.300	89,000,000	115,700,000
526	351177 00158	LIGHT TRUCK	HYUNDAI	HD MIGHTY SUPER CABIN HD 72 (4x2) M/T	2015	1.300	198,000,000	257,400,000
527	351177 00158	LIGHT TRUCK	HYUNDAI	HD MIGHTY SUPER CABIN HD 72 (4x2) M/T	2014	1.300	189,000,000	245,700,000
528	351177 00158	LIGHT TRUCK	HYUNDAI	HD MIGHTY SUPER CABIN HD 72 (4x2) M/T	2013	1.300	179,000,000	232,700,000
529	351177 00158	LIGHT TRUCK	HYUNDAI	HD MIGHTY SUPER CABIN HD 72 (4x2) M/T	2012	1.300	163,000,000	211,900,000
530	351177 00158	LIGHT TRUCK	HYUNDAI	HD MIGHTY SUPER CABIN HD 72 (4x2) M/T	2011	1.300	148,000,000	192,400,000
531	351177 00158	LIGHT TRUCK	HYUNDAI	HD MIGHTY SUPER CABIN HD 72 (4x2) M/T	2010	1.300	138,000,000	179,400,000
532	351177 00158	LIGHT TRUCK	HYUNDAI	HD MIGHTY SUPER CABIN HD 72 (4x2) M/T	2009	1.300	130,000,000	169,000,000
533	351177 00158	LIGHT TRUCK	HYUNDAI	HD MIGHTY SUPER CABIN HD 72 (4x2) M/T	2008	1.300	116,000,000	150,800,000
534	351177 00158	LIGHT TRUCK	HYUNDAI	HD MIGHTY SUPER CABIN HD 72 (4x2) M/T	2007	1.300	94,000,000	122,200,000
535	351177 00159	LIGHT TRUCK	HYUNDAI	HD MIGHTY TRUCK 125-MH (4X2) M/T	2015	1.300	161,000,000	209,300,000
536	351177 00159	LIGHT TRUCK	HYUNDAI	HD MIGHTY TRUCK 125-MH (4X2) M/T	2014	1.300	153,000,000	198,900,000

NO	KODING	JENIS	MEREK	TIPE	TH BUAT	BOBOT	NJKB	DP PKB
1	2	3	4	5	6	7	8	9
537	351177 00159	LIGHT TRUCK	HYUNDAI	HD MIGHTY TRUCK 125-MH (4X2) M/T	2013	1.300	147,000,000	191,100,000
538	351177 00159	LIGHT TRUCK	HYUNDAI	HD MIGHTY TRUCK 125-MH (4X2) M/T	2012	1.300	134,000,000	174,200,000
539	351177 00159	LIGHT TRUCK	HYUNDAI	HD MIGHTY TRUCK 125-MH (4X2) M/T	2011	1.300	122,000,000	158,600,000
540	351177 00159	LIGHT TRUCK	HYUNDAI	HD MIGHTY TRUCK 125-MH (4X2) M/T	2010	1.300	114,000,000	148,200,000
541	351177 00159	LIGHT TRUCK	HYUNDAI	HD MIGHTY TRUCK 125-MH (4X2) M/T	2009	1.300	108,000,000	140,400,000
542	351177 00159	LIGHT TRUCK	HYUNDAI	HD MIGHTY TRUCK 125-MH (4X2) M/T	2008	1.300	96,000,000	124,800,000
543	351177 00159	LIGHT TRUCK	HYUNDAI	HD MIGHTY TRUCK 125-MH (4X2) M/T	2007	1.300	83,000,000	107,900,000
544	351177 00160	LIGHT TRUCK	HYUNDAI	HD-MT DIESEL	2006	1.300	78,000,000	101,400,000
545	351177 00160	LIGHT TRUCK	HYUNDAI	HD-MT DIESEL	2005	1.300	77,000,000	100,100,000
546	351177 00160	LIGHT TRUCK	HYUNDAI	HD-MT DIESEL	2004	1.300	74,000,000	96,200,000
547	351177 00160	LIGHT TRUCK	HYUNDAI	HD-MT DIESEL	2003	1.300	72,000,000	93,600,000
548	351177 00160	LIGHT TRUCK	HYUNDAI	HD-MT DIESEL	2002	1.300	71,000,000	92,300,000
549	351177 00160	LIGHT TRUCK	HYUNDAI	HD-MT DIESEL	2001	1.300	65,000,000	84,500,000
550	351177 00160	LIGHT TRUCK	HYUNDAI	HD-MT DIESEL	2000	1.300	59,000,000	76,700,000
551	351177 00161	LIGHT TRUCK	HYUNDAI	MIGHTY 136 LH (6X4)	2015	1.300	288,000,000	374,400,000
552	351177 00161	LIGHT TRUCK	HYUNDAI	MIGHTY 136 LH (6X4)	2014	1.300	274,000,000	356,200,000
553	351177 00161	LIGHT TRUCK	HYUNDAI	MIGHTY 136 LH (6X4)	2013	1.300	262,000,000	340,600,000
554	351177 00161	LIGHT TRUCK	HYUNDAI	MIGHTY 136 LH (6X4)	2012	1.300	238,000,000	309,400,000
555	351177 00161	LIGHT TRUCK	HYUNDAI	MIGHTY 136 LH (6X4)	2011	1.300	216,000,000	280,800,000
556	351177 00161	LIGHT TRUCK	HYUNDAI	MIGHTY 136 LH (6X4)	2010	1.300	202,000,000	262,600,000
557	351185 00195	LIGHT TRUCK	ISUZU	ELF 6 RODA	2006	1.300	147,000,000	191,100,000
558	351185 00196	LIGHT TRUCK	ISUZU	ELF 6 RODA HD	2006	1.300	149,000,000	193,700,000
559	351185 00197	LIGHT TRUCK	ISUZU	FRR 90Q	2018	1.300	82,000,000	106,600,000
560	351185 00197	LIGHT TRUCK	ISUZU	FRR 90Q	2017	1.300	81,000,000	105,300,000
561	351185 00197	LIGHT TRUCK	ISUZU	FRR 90Q	2016	1.300	80,000,000	104,000,000
562	351185 00197	LIGHT TRUCK	ISUZU	FRR 90Q	2015	1.300	79,000,000	102,700,000
563	351185 00197	LIGHT TRUCK	ISUZU	FRR 90Q	2014	1.300	78,000,000	101,400,000
564	351185 00197	LIGHT TRUCK	ISUZU	FRR 90Q	2013	1.300	77,000,000	100,100,000
565	351185 00197	LIGHT TRUCK	ISUZU	FRR 90Q	2012	1.300	76,000,000	98,800,000
566	351185 00197	LIGHT TRUCK	ISUZU	FRR 90Q	2011	1.300	75,000,000	97,500,000
567	351185 00198	LIGHT TRUCK	ISUZU	KAD 51 1951 CC	1988	1.300	19,000,000	24,700,000
568	351185 00198	LIGHT TRUCK	ISUZU	KAD 51 1951 CC	1987	1.300	18,000,000	23,400,000
569	351185 00198	LIGHT TRUCK	ISUZU	KAD 51 1951 CC	1986	1.300	16,000,000	20,800,000
570	351185 00198	LIGHT TRUCK	ISUZU	KAD 51 1951 CC	1985	1.300	15,000,000	19,500,000
571	351185 00198	LIGHT TRUCK	ISUZU	KAD 51 1951 CC	1984	1.300	14,000,000	18,200,000
572	351185 00198	LIGHT TRUCK	ISUZU	KAD 51 1951 CC	1983	1.300	13,000,000	16,900,000
573	351185 00198	LIGHT TRUCK	ISUZU	KAD 51 1951 CC	1982	1.300	12,000,000	15,600,000
574	351185 00198	LIGHT TRUCK	ISUZU	KAD 51 1951 CC	1981	1.300	11,000,000	14,300,000
575	351185 00198	LIGHT TRUCK	ISUZU	KAD 51 1951 CC	1980	1.300	10,000,000	13,000,000
576	351185 00199	LIGHT TRUCK	ISUZU	KAD 51 C (2.000 CC)	1980	1.300	9,000,000	11,700,000
577	351185 00200	LIGHT TRUCK	ISUZU	KAD 51/C 90 1951cc	1989	1.300	21,000,000	27,300,000
578	351185 00200	LIGHT TRUCK	ISUZU	KAD 51/C 90 1951cc	1988	1.300	19,000,000	24,700,000
579	351185 00200	LIGHT TRUCK	ISUZU	KAD 51/C 90 1951cc	1987	1.300	18,000,000	23,400,000
580	351185 00200	LIGHT TRUCK	ISUZU	KAD 51/C 90 1951cc	1986	1.300	16,000,000	20,800,000
581	351185 00200	LIGHT TRUCK	ISUZU	KAD 51/C 90 1951cc	1985	1.300	15,000,000	19,500,000
582	351185 00200	LIGHT TRUCK	ISUZU	KAD 51/C 90 1951cc	1984	1.300	14,000,000	18,200,000
583	351185 00200	LIGHT TRUCK	ISUZU	KAD 51/C 90 1951cc	1983	1.300	13,000,000	16,900,000
584	351185 00200	LIGHT TRUCK	ISUZU	KAD 51/C 90 1951cc	1982	1.300	12,000,000	15,600,000
585	351185 00200	LIGHT TRUCK	ISUZU	KAD 51/C 90 1951cc	1981	1.300	11,000,000	14,300,000
586	351185 00200	LIGHT TRUCK	ISUZU	KAD 51/C 90 1951cc	1980	1.300	9,000,000	11,700,000
587	351185 00201	LIGHT TRUCK	ISUZU	MANLIFE NKR 58 E	1998	1.300	107,000,000	139,100,000
588	351185 00202	LIGHT TRUCK	ISUZU	NHR 55	2007	1.300	96,000,000	124,800,000
589	351185 00202	LIGHT TRUCK	ISUZU	NHR 55	2006	1.300	94,000,000	122,200,000
590	351185 00202	LIGHT TRUCK	ISUZU	NHR 55	2005	1.300	84,000,000	109,200,000
591	351185 00202	LIGHT TRUCK	ISUZU	NHR 55	2004	1.300	81,000,000	105,300,000
592	351185 00202	LIGHT TRUCK	ISUZU	NHR 55	2003	1.300	79,000,000	102,700,000
593	351185 00202	LIGHT TRUCK	ISUZU	NHR 55	2002	1.300	71,000,000	92,300,000
594	351185 00202	LIGHT TRUCK	ISUZU	NHR 55	2001	1.300	65,000,000	84,500,000
595	351185 00202	LIGHT TRUCK	ISUZU	NHR 55	2000	1.300	57,000,000	74,100,000
596	351185 00202	LIGHT TRUCK	ISUZU	NHR 55	1999	1.300	50,000,000	65,000,000
597	351185 00202	LIGHT TRUCK	ISUZU	NHR 55	1998	1.300	46,000,000	59,800,000
598	351185 00202	LIGHT TRUCK	ISUZU	NHR 55	1997	1.300	41,000,000	53,300,000
599	351185 00202	LIGHT TRUCK	ISUZU	NHR 55	1996	1.300	37,000,000	48,100,000
600	351185 00202	LIGHT TRUCK	ISUZU	NHR 55	1995	1.300	31,000,000	40,300,000
601	351185 00203	LIGHT TRUCK	ISUZU	NHR 55 C/C (CASIS CABIN)	2005	1.300	89,000,000	115,700,000
602	351185 00205	LIGHT TRUCK	ISUZU	NHR 55 CC E2-1	2019	1.300	182,000,000	236,600,000
603	351185 00205	LIGHT TRUCK	ISUZU	NHR 55 CC E2-1	2018	1.300	173,000,000	224,900,000
604	351185 00205	LIGHT TRUCK	ISUZU	NHR 55 CC E2-1	2017	1.300	165,000,000	214,500,000
605	351185 00205	LIGHT TRUCK	ISUZU	NHR 55 CC E2-1	2016	1.300	157,000,000	204,100,000
606	351185 00205	LIGHT TRUCK	ISUZU	NHR 55 CC E2-1	2015	1.300	150,000,000	195,000,000
607	351185 00205	LIGHT TRUCK	ISUZU	NHR 55 CC E2-1	2014	1.300	143,000,000	185,900,000
608	351185 00205	LIGHT TRUCK	ISUZU	NHR 55 CC E2-1	2012	1.300	129,000,000	167,700,000
609	351185 00205	LIGHT TRUCK	ISUZU	NHR 55 CC E2-1	2011	1.300	123,000,000	159,900,000
610	351185 00204	LIGHT TRUCK	ISUZU	NHR 55 C/O (CASIS ONLY)	2005	1.300	88,000,000	114,400,000
611	351185 00206	LIGHT TRUCK	ISUZU	NHR 55 CO E2-1	2011	1.300	116,000,000	150,800,000
612	351185 00206	LIGHT TRUCK	ISUZU	NHR 55 CO E2-1	2009	1.300	114,000,000	148,200,000
613	351185 00206	LIGHT TRUCK	ISUZU	NHR 55 CO E2-1	2008	1.300	112,000,000	145,600,000
614	351185 00206	LIGHT TRUCK	ISUZU	NHR 55 CO E2-1	2007	1.300	110,000,000	143,000,000
615	351185 00206	LIGHT TRUCK	ISUZU	NHR 55 CO E2-1	2006	1.300	108,000,000	140,400,000
616	351185 00206	LIGHT TRUCK	ISUZU	NHR 55 CO E2-1	2005	1.300	106,000,000	137,800,000
617	351185 00206	LIGHT TRUCK	ISUZU	NHR 55 CO E2-1	2004	1.300	104,000,000	135,200,000
618	351185 00206	LIGHT TRUCK	ISUZU	NHR 55 CO E2-1	2003	1.300	102,000,000	132,600,000
619	351185 00207	LIGHT TRUCK	ISUZU	NHR 55 E	1999	1.300	52,000,000	67,600,000
620	351185 00207	LIGHT TRUCK	ISUZU	NHR 55 E	1998	1.300	51,000,000	66,300,000
621	351185 00207	LIGHT TRUCK	ISUZU	NHR 55 E	1997	1.300	49,000,000	63,700,000
622	351185 00207	LIGHT TRUCK	ISUZU	NHR 55 E	1996	1.300	44,000,000	57,200,000
623	351185 00207	LIGHT TRUCK	ISUZU	NHR 55 E	1995	1.300	39,000,000	50,700,000
624	351185 00207	LIGHT TRUCK	ISUZU	NHR 55 E	1992	1.300	29,000,000	37,700,000
625	351185 00208	LIGHT TRUCK	ISUZU	NHR 55 E12A	2007	1.300	96,000,000	124,800,000
626	351185 00208	LIGHT TRUCK	ISUZU	NHR 55 E12A	2006	1.300	94,000,000	122,200,000

NO	KODING	JENIS	MEREK	TIPE	TH BUAT	BOBOT	NJKB	DP PKB
1	2	3	4	5	6	7	8	9
627	351185 00209	LIGHT TRUCK	ISUZU	NHR 55 E2	2012	1.300	128,000,000	166,400,000
628	351185 00209	LIGHT TRUCK	ISUZU	NHR 55 E2	2011	1.300	116,000,000	150,800,000
629	351185 00209	LIGHT TRUCK	ISUZU	NHR 55 E2	2010	1.300	108,000,000	140,400,000
630	351185 00209	LIGHT TRUCK	ISUZU	NHR 55 E2	2009	1.300	102,000,000	132,600,000
631	351185 00209	LIGHT TRUCK	ISUZU	NHR 55 E2	2008	1.300	97,000,000	126,100,000
632	351185 00209	LIGHT TRUCK	ISUZU	NHR 55 E2	2007	1.300	89,000,000	115,700,000
633	351185 00209	LIGHT TRUCK	ISUZU	NHR 55 E2	2006	1.300	87,000,000	113,100,000
634	351185 00210	LIGHT TRUCK	ISUZU	NHR 55 E2-1	2015	1.300	158,000,000	205,400,000
635	351185 00210	LIGHT TRUCK	ISUZU	NHR 55 E2-1	2014	1.300	150,000,000	195,000,000
636	351185 00210	LIGHT TRUCK	ISUZU	NHR 55 E2-1	2013	1.300	144,000,000	187,200,000
637	351185 00210	LIGHT TRUCK	ISUZU	NHR 55 E2-1	2012	1.300	131,000,000	170,300,000
638	351185 00210	LIGHT TRUCK	ISUZU	NHR 55 E2-1	2011	1.300	119,000,000	154,700,000
639	351185 00211	LIGHT TRUCK	ISUZU	NHR 55L CC E2-1	2012	1.300	145,000,000	188,500,000
640	351185 00211	LIGHT TRUCK	ISUZU	NHR 55L CC E2-1	2011	1.300	142,000,000	184,600,000
641	351185 00212	LIGHT TRUCK	ISUZU	NHR 69	2004	1.300	81,000,000	105,300,000
642	351185 00212	LIGHT TRUCK	ISUZU	NHR 69	2003	1.300	75,000,000	97,500,000
643	351185 00212	LIGHT TRUCK	ISUZU	NHR 69	2002	1.300	70,000,000	91,000,000
644	351185 00212	LIGHT TRUCK	ISUZU	NHR 69	2001	1.300	64,000,000	83,200,000
645	351185 00212	LIGHT TRUCK	ISUZU	NHR 69	2000	1.300	57,000,000	74,100,000
646	351185 00212	LIGHT TRUCK	ISUZU	NHR 69	1999	1.300	50,000,000	65,000,000
647	351185 00212	LIGHT TRUCK	ISUZU	NHR 69	1997	1.300	47,000,000	61,100,000
648	351185 00213	LIGHT TRUCK	ISUZU	NHR 71	2009	1.300	125,000,000	162,500,000
649	351185 00213	LIGHT TRUCK	ISUZU	NHR 71	2008	1.300	119,000,000	154,700,000
650	351185 00213	LIGHT TRUCK	ISUZU	NHR 71	2007	1.300	116,000,000	150,800,000
651	351185 00213	LIGHT TRUCK	ISUZU	NHR 71	2006	1.300	109,000,000	141,700,000
652	351185 00213	LIGHT TRUCK	ISUZU	NHR 71	2005	1.300	106,000,000	137,800,000
653	351185 00213	LIGHT TRUCK	ISUZU	NHR 71	2004	1.300	102,000,000	132,600,000
654	351185 00213	LIGHT TRUCK	ISUZU	NHR 71	2003	1.300	100,000,000	130,000,000
655	351185 00214	LIGHT TRUCK	ISUZU	NKR 55	2007	1.300	95,000,000	123,500,000
656	351185 00214	LIGHT TRUCK	ISUZU	NKR 55	2006	1.300	93,000,000	120,900,000
657	351185 00215	LIGHT TRUCK	ISUZU	NKR 55 CC E2-1	2019	1.300	202,000,000	262,600,000
658	351185 00215	LIGHT TRUCK	ISUZU	NKR 55 CC E2-1	2018	1.300	192,000,000	249,600,000
659	351185 00215	LIGHT TRUCK	ISUZU	NKR 55 CC E2-1	2017	1.300	183,000,000	237,900,000
660	351185 00215	LIGHT TRUCK	ISUZU	NKR 55 CC E2-1	2016	1.300	174,000,000	226,200,000
661	351185 00215	LIGHT TRUCK	ISUZU	NKR 55 CC E2-1	2015	1.300	166,000,000	215,800,000
662	351185 00215	LIGHT TRUCK	ISUZU	NKR 55 CC E2-1	2014	1.300	158,000,000	205,400,000
663	351185 00215	LIGHT TRUCK	ISUZU	NKR 55 CC E2-1	2012	1.300	143,000,000	185,900,000
664	351185 00215	LIGHT TRUCK	ISUZU	NKR 55 CC E2-1	2011	1.300	136,000,000	176,800,000
665	351185 00216	LIGHT TRUCK	ISUZU	NKR 55 CC E2-1 LWB	2019	1.300	207,000,000	269,100,000
666	351185 00216	LIGHT TRUCK	ISUZU	NKR 55 CC E2-1 LWB	2018	1.300	197,000,000	256,100,000
667	351185 00216	LIGHT TRUCK	ISUZU	NKR 55 CC E2-1 LWB	2017	1.300	188,000,000	244,400,000
668	351185 00216	LIGHT TRUCK	ISUZU	NKR 55 CC E2-1 LWB	2016	1.300	179,000,000	232,700,000
669	351185 00216	LIGHT TRUCK	ISUZU	NKR 55 CC E2-1 LWB	2015	1.300	171,000,000	222,300,000
670	351185 00216	LIGHT TRUCK	ISUZU	NKR 55 CC E2-1 LWB	2014	1.300	163,000,000	211,900,000
671	351185 00216	LIGHT TRUCK	ISUZU	NKR 55 CC E2-1 LWB	2013	1.300	155,000,000	201,500,000
672	351185 00216	LIGHT TRUCK	ISUZU	NKR 55 CC E2-1 LWB	2012	1.300	148,000,000	192,400,000
673	351185 00216	LIGHT TRUCK	ISUZU	NKR 55 CC E2-1 LWB	2011	1.300	141,000,000	183,300,000
674	351185 00249	LIGHT TRUCK	ISUZU	NKR55 C0 E2-1	2012	1.300	134,000,000	174,200,000
675	351185 00249	LIGHT TRUCK	ISUZU	NKR55 C0 E2-1	2011	1.300	126,000,000	163,800,000
676	351185 00250	LIGHT TRUCK	ISUZU	NKR55 C0 E2-1 LWB	2012	1.300	141,000,000	183,300,000
677	351185 00250	LIGHT TRUCK	ISUZU	NKR55 C0 E2-1 LWB	2011	1.300	128,000,000	166,400,000
678	351185 00217	LIGHT TRUCK	ISUZU	NKR 55 E12A	2012	1.300	134,000,000	174,200,000
679	351185 00217	LIGHT TRUCK	ISUZU	NKR 55 E12A	2011	1.300	122,000,000	158,600,000
680	351185 00217	LIGHT TRUCK	ISUZU	NKR 55 E12A	2010	1.300	114,000,000	148,200,000
681	351185 00217	LIGHT TRUCK	ISUZU	NKR 55 E12A	2009	1.300	108,000,000	140,400,000
682	351185 00217	LIGHT TRUCK	ISUZU	NKR 55 E12A	2008	1.300	103,000,000	133,900,000
683	351185 00217	LIGHT TRUCK	ISUZU	NKR 55 E12A	2007	1.300	95,000,000	123,500,000
684	351185 00217	LIGHT TRUCK	ISUZU	NKR 55 E12A	2006	1.300	93,000,000	120,900,000
685	351185 00251	LIGHT TRUCK	ISUZU	NKR55 E2-1	2015	1.300	170,000,000	221,000,000
686	351185 00251	LIGHT TRUCK	ISUZU	NKR55 E2-1	2014	1.300	162,000,000	210,600,000
687	351185 00251	LIGHT TRUCK	ISUZU	NKR55 E2-1	2013	1.300	153,000,000	198,900,000
688	351185 00251	LIGHT TRUCK	ISUZU	NKR55 E2-1	2012	1.300	139,000,000	180,700,000
689	351185 00251	LIGHT TRUCK	ISUZU	NKR55 E2-1	2011	1.300	126,000,000	163,800,000
690	351185 00252	LIGHT TRUCK	ISUZU	NKR55 E2-1 LWB	2015	1.300	177,000,000	230,100,000
691	351185 00252	LIGHT TRUCK	ISUZU	NKR55 E2-1 LWB	2014	1.300	169,000,000	219,700,000
692	351185 00252	LIGHT TRUCK	ISUZU	NKR55 E2-1 LWB	2013	1.300	162,000,000	210,600,000
693	351185 00252	LIGHT TRUCK	ISUZU	NKR55 E2-1 LWB	2012	1.300	155,000,000	201,500,000
694	351185 00252	LIGHT TRUCK	ISUZU	NKR55 E2-1 LWB	2011	1.300	146,000,000	189,800,000
695	351185 00218	LIGHT TRUCK	ISUZU	NKR 55 L CC E2-1	2015	1.300	149,000,000	193,700,000
696	351185 00218	LIGHT TRUCK	ISUZU	NKR 55 L CC E2-1	2014	1.300	142,000,000	184,600,000
697	351185 00218	LIGHT TRUCK	ISUZU	NKR 55 L CC E2-1	2013	1.300	138,000,000	179,400,000
698	351185 00218	LIGHT TRUCK	ISUZU	NKR 55 L CC E2-1	2012	1.300	134,000,000	174,200,000
699	351185 00218	LIGHT TRUCK	ISUZU	NKR 55 L CC E2-1	2011	1.300	128,000,000	166,400,000
700	351185 00219	LIGHT TRUCK	ISUZU	NKR 55 L E2	2012	1.300	142,000,000	184,600,000
701	351185 00219	LIGHT TRUCK	ISUZU	NKR 55 L E2	2011	1.300	129,000,000	167,700,000
702	351185 00219	LIGHT TRUCK	ISUZU	NKR 55 L E2	2010	1.300	121,000,000	157,300,000
703	351185 00219	LIGHT TRUCK	ISUZU	NKR 55 L E2	2009	1.300	114,000,000	148,200,000
704	351185 00219	LIGHT TRUCK	ISUZU	NKR 55 L E2	2008	1.300	109,000,000	141,700,000
705	351185 00219	LIGHT TRUCK	ISUZU	NKR 55 L E2	2007	1.300	100,000,000	130,000,000
706	351185 00220	LIGHT TRUCK	ISUZU	NKR 55 L E2-1	2015	1.300	175,000,000	227,500,000
707	351185 00220	LIGHT TRUCK	ISUZU	NKR 55 L E2-1	2014	1.300	167,000,000	217,100,000
708	351185 00220	LIGHT TRUCK	ISUZU	NKR 55 L E2-1	2013	1.300	158,000,000	205,400,000
709	351185 00220	LIGHT TRUCK	ISUZU	NKR 55 L E2-1	2012	1.300	144,000,000	187,200,000
710	351185 00220	LIGHT TRUCK	ISUZU	NKR 55 L E2-1	2011	1.300	131,000,000	170,300,000
711	351185 00221	LIGHT TRUCK	ISUZU	NKR 55 L EC E2-1	2012	1.300	133,000,000	172,900,000
712	351185 00221	LIGHT TRUCK	ISUZU	NKR 55 L EC E2-1	2011	1.300	121,000,000	157,300,000
713	351185 00222	LIGHT TRUCK	ISUZU	NKR 58	2004	1.300	100,000,000	130,000,000
714	351185 00222	LIGHT TRUCK	ISUZU	NKR 58	2002	1.300	86,000,000	111,800,000
715	351185 00222	LIGHT TRUCK	ISUZU	NKR 58	2001	1.300	77,000,000	100,100,000
716	351185 00222	LIGHT TRUCK	ISUZU	NKR 58	2000	1.300	68,000,000	88,400,000

NO	KODING	JENIS	MEREK	TIPE	TH BUAT	BOBOT	NJKB	DP PKB
1	2	3	4	5	6	7	8	9
717	351185 00222	LIGHT TRUCK	ISUZU	NKR 58	1999	1.300	60,000,000	78,000,000
718	351185 00222	LIGHT TRUCK	ISUZU	NKR 58	1998	1.300	53,000,000	68,900,000
719	351185 00222	LIGHT TRUCK	ISUZU	NKR 58	1997	1.300	47,000,000	61,100,000
720	351185 00222	LIGHT TRUCK	ISUZU	NKR 58	1996	1.300	38,000,000	49,400,000
721	351185 00222	LIGHT TRUCK	ISUZU	NKR 58	1995	1.300	33,000,000	42,900,000
722	351185 00223	LIGHT TRUCK	ISUZU	NKR 58 EM	1996	1.300	56,000,000	72,800,000
723	351185 00223	LIGHT TRUCK	ISUZU	NKR 58 EM	1994	1.300	48,000,000	62,400,000
724	351185 00223	LIGHT TRUCK	ISUZU	NKR 58 EM	1992	1.300	38,000,000	49,400,000
725	351185 00223	LIGHT TRUCK	ISUZU	NKR 58 EM	1990	1.300	31,000,000	40,300,000
726	351185 00223	LIGHT TRUCK	ISUZU	NKR 58 EM	1989	1.300	28,000,000	36,400,000
727	351185 00223	LIGHT TRUCK	ISUZU	NKR 58 EM	1988	1.300	25,000,000	32,500,000
728	351185 00225	LIGHT TRUCK	ISUZU	NKR 63E	1996	1.300	41,000,000	53,300,000
729	351185 00226	LIGHT TRUCK	ISUZU	NKR 66	2007	1.300	108,000,000	140,400,000
730	351185 00226	LIGHT TRUCK	ISUZU	NKR 66	2006	1.300	106,000,000	137,800,000
731	351185 00226	LIGHT TRUCK	ISUZU	NKR 66	2005	1.300	105,000,000	136,500,000
732	351185 00226	LIGHT TRUCK	ISUZU	NKR 66	2004	1.300	104,000,000	135,200,000
733	351185 00226	LIGHT TRUCK	ISUZU	NKR 66	2003	1.300	102,000,000	132,600,000
734	351185 00226	LIGHT TRUCK	ISUZU	NKR 66	2002	1.300	89,000,000	115,700,000
735	351185 00226	LIGHT TRUCK	ISUZU	NKR 66	2001	1.300	82,000,000	106,600,000
736	351185 00226	LIGHT TRUCK	ISUZU	NKR 66	2000	1.300	72,000,000	93,600,000
737	351185 00226	LIGHT TRUCK	ISUZU	NKR 66	1999	1.300	63,000,000	81,900,000
738	351185 00226	LIGHT TRUCK	ISUZU	NKR 66	1998	1.300	56,000,000	72,800,000
739	351185 00226	LIGHT TRUCK	ISUZU	NKR 66	1997	1.300	50,000,000	65,000,000
740	351185 00226	LIGHT TRUCK	ISUZU	NKR 66	1996	1.300	42,000,000	54,600,000
741	351185 00226	LIGHT TRUCK	ISUZU	NKR 66	1995	1.300	36,000,000	46,800,000
742	351185 00230	LIGHT TRUCK	ISUZU	NKR 66-2	2007	1.300	112,000,000	145,600,000
743	351185 00230	LIGHT TRUCK	ISUZU	NKR 66-2	2006	1.300	110,000,000	143,000,000
744	351185 00230	LIGHT TRUCK	ISUZU	NKR 66-2	2005	1.300	96,000,000	124,800,000
745	351185 00230	LIGHT TRUCK	ISUZU	NKR 66-2	2004	1.300	92,000,000	119,600,000
746	351185 00230	LIGHT TRUCK	ISUZU	NKR 66-2	2003	1.300	90,000,000	117,000,000
747	351185 00230	LIGHT TRUCK	ISUZU	NKR 66-2	2002	1.300	79,000,000	102,700,000
748	351185 00230	LIGHT TRUCK	ISUZU	NKR 66-2	2001	1.300	77,000,000	100,100,000
749	351185 00230	LIGHT TRUCK	ISUZU	NKR 66-2	2000	1.300	59,000,000	76,700,000
750	351185 00231	LIGHT TRUCK	ISUZU	NKR 66-2 C/C 6 BAN 100 PS	2005	1.300	112,000,000	145,600,000
751	351185 00232	LIGHT TRUCK	ISUZU	NKR 66-2 E/C 6 BAN 100 PS	2005	1.300	115,000,000	149,500,000
752	351185 00233	LIGHT TRUCK	ISUZU	NKR 66-2S 4 BAN	2004	1.300	81,000,000	105,300,000
753	351185 00233	LIGHT TRUCK	ISUZU	NKR 66-2S 4 BAN	2003	1.300	79,000,000	102,700,000
754	351185 00233	LIGHT TRUCK	ISUZU	NKR 66-2S 4 BAN	2002	1.300	75,000,000	97,500,000
755	351185 00227	LIGHT TRUCK	ISUZU	NKR 66 GL	2003	1.300	92,000,000	119,600,000
756	351185 00227	LIGHT TRUCK	ISUZU	NKR 66 GL	2002	1.300	90,000,000	117,000,000
757	351185 00227	LIGHT TRUCK	ISUZU	NKR 66 GL	2001	1.300	86,000,000	111,800,000
758	351185 00227	LIGHT TRUCK	ISUZU	NKR 66 GL	2000	1.300	80,000,000	104,000,000
759	351185 00227	LIGHT TRUCK	ISUZU	NKR 66 GL	1999	1.300	73,000,000	94,900,000
760	351185 00227	LIGHT TRUCK	ISUZU	NKR 66 GL	1998	1.300	65,000,000	84,500,000
761	351185 00227	LIGHT TRUCK	ISUZU	NKR 66 GL	1997	1.300	57,000,000	74,100,000
762	351185 00227	LIGHT TRUCK	ISUZU	NKR 66 GL	1996	1.300	46,000,000	59,800,000
763	351185 00227	LIGHT TRUCK	ISUZU	NKR 66 GL	1995	1.300	38,000,000	49,400,000
764	351185 00228	LIGHT TRUCK	ISUZU	NKR 66 HD 6,8	2005	1.300	114,000,000	148,200,000
765	351185 00229	LIGHT TRUCK	ISUZU	NKR 66 L	2003	1.300	91,000,000	118,300,000
766	351185 00229	LIGHT TRUCK	ISUZU	NKR 66 L	2002	1.300	89,000,000	115,700,000
767	351185 00229	LIGHT TRUCK	ISUZU	NKR 66 L	2001	1.300	85,000,000	110,500,000
768	351185 00229	LIGHT TRUCK	ISUZU	NKR 66 L	2000	1.300	77,000,000	100,100,000
769	351185 00229	LIGHT TRUCK	ISUZU	NKR 66 L	1999	1.300	68,000,000	88,400,000
770	351185 00229	LIGHT TRUCK	ISUZU	NKR 66 L	1998	1.300	61,000,000	79,300,000
771	351185 00229	LIGHT TRUCK	ISUZU	NKR 66 L	1997	1.300	55,000,000	71,500,000
772	351185 00229	LIGHT TRUCK	ISUZU	NKR 66 L	1996	1.300	41,000,000	53,300,000
773	351185 00224	LIGHT TRUCK	ISUZU	NKR 6 BAN 3268cc	1994	1.300	35,000,000	45,500,000
774	351185 00224	LIGHT TRUCK	ISUZU	NKR 6 BAN 3268cc	1993	1.300	31,000,000	40,300,000
775	351185 00224	LIGHT TRUCK	ISUZU	NKR 6 BAN 3268cc	1992	1.300	27,000,000	35,100,000
776	351185 00224	LIGHT TRUCK	ISUZU	NKR 6 BAN 3268cc	1991	1.300	24,000,000	31,200,000
777	351185 00234	LIGHT TRUCK	ISUZU	NKR 71	2008	1.300	122,000,000	158,600,000
778	351185 00234	LIGHT TRUCK	ISUZU	NKR 71	2007	1.300	116,000,000	150,800,000
779	351185 00234	LIGHT TRUCK	ISUZU	NKR 71	2006	1.300	109,000,000	141,700,000
780	351185 00234	LIGHT TRUCK	ISUZU	NKR 71	2005	1.300	106,000,000	137,800,000
781	351185 00234	LIGHT TRUCK	ISUZU	NKR 71	2004	1.300	102,000,000	132,600,000
782	351185 00234	LIGHT TRUCK	ISUZU	NKR 71	2003	1.300	100,000,000	130,000,000
783	351185 00235	LIGHT TRUCK	ISUZU	NKR 71 C/C	2007	1.300	116,000,000	150,800,000
784	351185 00235	LIGHT TRUCK	ISUZU	NKR 71 C/C	2006	1.300	114,000,000	148,200,000
785	351185 00235	LIGHT TRUCK	ISUZU	NKR 71 C/C	2005	1.300	109,000,000	141,700,000
786	351185 00236	LIGHT TRUCK	ISUZU	NKR 71 CC E2-1	2012	1.300	145,000,000	188,500,000
787	351185 00236	LIGHT TRUCK	ISUZU	NKR 71 CC E2-1	2011	1.300	137,000,000	178,100,000
788	351185 00237	LIGHT TRUCK	ISUZU	NKR 71 E2	2012	1.300	153,000,000	198,900,000
789	351185 00237	LIGHT TRUCK	ISUZU	NKR 71 E2	2011	1.300	139,000,000	180,700,000
790	351185 00237	LIGHT TRUCK	ISUZU	NKR 71 E2	2010	1.300	130,000,000	169,000,000
791	351185 00237	LIGHT TRUCK	ISUZU	NKR 71 E2	2009	1.300	123,000,000	159,900,000
792	351185 00237	LIGHT TRUCK	ISUZU	NKR 71 E2	2008	1.300	117,000,000	152,100,000
793	351185 00237	LIGHT TRUCK	ISUZU	NKR 71 E2	2007	1.300	111,000,000	144,300,000
794	351185 00237	LIGHT TRUCK	ISUZU	NKR 71 E2	2006	1.300	109,000,000	141,700,000
795	351185 00238	LIGHT TRUCK	ISUZU	NKR 71 E2-1	2012	1.300	155,000,000	201,500,000
796	351185 00238	LIGHT TRUCK	ISUZU	NKR 71 E2-1	2011	1.300	141,000,000	183,300,000
797	351185 00239	LIGHT TRUCK	ISUZU	NKR 71 E2-2	2019	1.300	237,000,000	308,100,000
798	351185 00239	LIGHT TRUCK	ISUZU	NKR 71 E2-2	2018	1.300	226,000,000	293,800,000
799	351185 00239	LIGHT TRUCK	ISUZU	NKR 71 E2-2	2017	1.300	215,000,000	279,500,000
800	351185 00239	LIGHT TRUCK	ISUZU	NKR 71 E2-2	2016	1.300	205,000,000	266,500,000
801	351185 00239	LIGHT TRUCK	ISUZU	NKR 71 E2-2	2015	1.300	195,000,000	253,500,000
802	351185 00239	LIGHT TRUCK	ISUZU	NKR 71 E2-2	2014	1.300	186,000,000	241,800,000
803	351185 00239	LIGHT TRUCK	ISUZU	NKR 71 E2-2	2013	1.300	177,000,000	230,100,000
804	351185 00239	LIGHT TRUCK	ISUZU	NKR 71 E2-2	2012	1.300	169,000,000	219,700,000
805	351185 00239	LIGHT TRUCK	ISUZU	NKR 71 E2-2	2011	1.300	161,000,000	209,300,000
806	351185 00240	LIGHT TRUCK	ISUZU	NKR 71 E2-2 LWB	2019	1.300	229,000,000	297,700,000

NO	KODING	JENIS	MEREK	TIPE	TH BUAT	BOBOT	NJKB	DP PKB
1	2	3	4	5	6	7	8	9
807	351185 00240	LIGHT TRUCK	ISUZU	NKR 71 E2-2 LWB	2018	1.300	218,000,000	283,400,000
808	351185 00240	LIGHT TRUCK	ISUZU	NKR 71 E2-2 LWB	2017	1.300	208,000,000	270,400,000
809	351185 00240	LIGHT TRUCK	ISUZU	NKR 71 E2-2 LWB	2016	1.300	198,000,000	257,400,000
810	351185 00240	LIGHT TRUCK	ISUZU	NKR 71 E2-2 LWB	2015	1.300	189,000,000	245,700,000
811	351185 00240	LIGHT TRUCK	ISUZU	NKR 71 E2-2 LWB	2014	1.300	180,000,000	234,000,000
812	351185 00240	LIGHT TRUCK	ISUZU	NKR 71 E2-2 LWB	2013	1.300	171,000,000	222,300,000
813	351185 00241	LIGHT TRUCK	ISUZU	NKR 71 EC E2-1	2012	1.300	145,000,000	188,500,000
814	351185 00241	LIGHT TRUCK	ISUZU	NKR 71 EC E2-1	2011	1.300	132,000,000	171,600,000
815	351185 00242	LIGHT TRUCK	ISUZU	NKR 71 EC E2-2	2012	1.300	147,000,000	191,100,000
816	351185 00242	LIGHT TRUCK	ISUZU	NKR 71 EC E2-2	2011	1.300	137,000,000	178,100,000
817	351185 00243	LIGHT TRUCK	ISUZU	NKR 71 HD	2007	1.300	116,000,000	150,800,000
818	351185 00243	LIGHT TRUCK	ISUZU	NKR 71 HD	2006	1.300	114,000,000	148,200,000
819	351185 00243	LIGHT TRUCK	ISUZU	NKR 71 HD	2005	1.300	111,000,000	144,300,000
820	351185 00244	LIGHT TRUCK	ISUZU	NKR 71 HD E2	2012	1.300	156,000,000	202,800,000
821	351185 00244	LIGHT TRUCK	ISUZU	NKR 71 HD E2	2011	1.300	142,000,000	184,600,000
822	351185 00244	LIGHT TRUCK	ISUZU	NKR 71 HD E2	2010	1.300	133,000,000	172,900,000
823	351185 00244	LIGHT TRUCK	ISUZU	NKR 71 HD E2	2009	1.300	125,000,000	162,500,000
824	351185 00244	LIGHT TRUCK	ISUZU	NKR 71 HD E2	2008	1.300	119,000,000	154,700,000
825	351185 00244	LIGHT TRUCK	ISUZU	NKR 71 HD E2	2007	1.300	114,000,000	148,200,000
826	351185 00244	LIGHT TRUCK	ISUZU	NKR 71 HD E2	2006	1.300	112,000,000	145,600,000
827	351185 00245	LIGHT TRUCK	ISUZU	NKR 71 HD E2-1	2012	1.300	158,000,000	205,400,000
828	351185 00245	LIGHT TRUCK	ISUZU	NKR 71 HD E2-1	2011	1.300	144,000,000	187,200,000
829	351185 00246	LIGHT TRUCK	ISUZU	NKR 71 HD E2-2	2019	1.300	250,000,000	325,000,000
830	351185 00246	LIGHT TRUCK	ISUZU	NKR 71 HD E2-2	2018	1.300	238,000,000	309,400,000
831	351185 00246	LIGHT TRUCK	ISUZU	NKR 71 HD E2-2	2017	1.300	227,000,000	295,100,000
832	351185 00246	LIGHT TRUCK	ISUZU	NKR 71 HD E2-2	2016	1.300	216,000,000	280,800,000
833	351185 00246	LIGHT TRUCK	ISUZU	NKR 71 HD E2-2	2015	1.300	206,000,000	267,800,000
834	351185 00246	LIGHT TRUCK	ISUZU	NKR 71 HD E2-2	2014	1.300	196,000,000	254,800,000
835	351185 00246	LIGHT TRUCK	ISUZU	NKR 71 HD E2-2	2013	1.300	187,000,000	243,100,000
836	351185 00246	LIGHT TRUCK	ISUZU	NKR 71 HD E2-2	2012	1.300	178,000,000	231,400,000
837	351185 00246	LIGHT TRUCK	ISUZU	NKR 71 HD E2-2	2011	1.300	170,000,000	221,000,000
838	351185 00246	LIGHT TRUCK	ISUZU	NKR 71 HD E2-2	2010	1.300	162,000,000	210,600,000
839	351185 00246	LIGHT TRUCK	ISUZU	NKR 71 HD E2-2	2009	1.300	154,000,000	200,200,000
840	351185 00246	LIGHT TRUCK	ISUZU	NKR 71 HD E2-2	2008	1.300	147,000,000	191,100,000
841	351185 00246	LIGHT TRUCK	ISUZU	NKR 71 HD E2-2	2007	1.300	140,000,000	182,000,000
842	351185 00247	LIGHT TRUCK	ISUZU	NKR 71 HD E2-2 (4X4)	2019	1.300	245,000,000	318,500,000
843	351185 00247	LIGHT TRUCK	ISUZU	NKR 71 HD E2-2 (4X4)	2018	1.300	233,000,000	302,900,000
844	351185 00247	LIGHT TRUCK	ISUZU	NKR 71 HD E2-2 (4X4)	2017	1.300	222,000,000	288,600,000
845	351185 00247	LIGHT TRUCK	ISUZU	NKR 71 HD E2-2 (4X4)	2016	1.300	211,000,000	274,300,000
846	351185 00247	LIGHT TRUCK	ISUZU	NKR 71 HD E2-2 (4X4)	2015	1.300	201,000,000	261,300,000
847	351185 00247	LIGHT TRUCK	ISUZU	NKR 71 HD E2-2 (4X4)	2014	1.300	191,000,000	248,300,000
848	351185 00248	LIGHT TRUCK	ISUZU	NKR 71 HD E2-2 PTO	2015	1.300	198,000,000	257,400,000
849	351185 00248	LIGHT TRUCK	ISUZU	NKR 71 HD E2-2 PTO	2014	1.300	189,000,000	245,700,000
850	351185 00248	LIGHT TRUCK	ISUZU	NKR 71 HD E2-2 PTO	2013	1.300	179,000,000	232,700,000
851	351185 00253	LIGHT TRUCK	ISUZU	NKS 71 E2-2(4x4)	2015	1.300	259,000,000	336,700,000
852	351185 00253	LIGHT TRUCK	ISUZU	NKS 71 E2-2(4x4)	2014	1.300	247,000,000	321,100,000
853	351185 00253	LIGHT TRUCK	ISUZU	NKS 71 E2-2(4x4)	2013	1.300	234,000,000	304,200,000
854	351185 00254	LIGHT TRUCK	ISUZU	NLR 55T	2019	1.300	145,000,000	188,500,000
855	351185 00254	LIGHT TRUCK	ISUZU	NLR 55T	2018	1.300	138,000,000	179,400,000
856	351185 00254	LIGHT TRUCK	ISUZU	NLR 55T	2017	1.300	132,000,000	171,600,000
857	351185 00255	LIGHT TRUCK	ISUZU	NLR 55T LX	2019	1.300	158,000,000	205,400,000
858	351185 00255	LIGHT TRUCK	ISUZU	NLR 55T LX	2018	1.300	151,000,000	196,300,000
859	351185 00255	LIGHT TRUCK	ISUZU	NLR 55T LX	2017	1.300	144,000,000	187,200,000
860	351185 00256	LIGHT TRUCK	ISUZU	NLR 55TX	2019	1.300	139,000,000	180,700,000
861	351185 00256	LIGHT TRUCK	ISUZU	NLR 55TX	2018	1.300	133,000,000	172,900,000
862	351185 00256	LIGHT TRUCK	ISUZU	NLR 55TX	2017	1.300	127,000,000	165,100,000
863	351185 00257	LIGHT TRUCK	ISUZU	NLR 71T	2019	1.300	171,000,000	222,300,000
864	351185 00257	LIGHT TRUCK	ISUZU	NLR 71T	2018	1.300	163,000,000	211,900,000
865	351185 00257	LIGHT TRUCK	ISUZU	NLR 71T	2017	1.300	155,000,000	201,500,000
866	351185 00258	LIGHT TRUCK	ISUZU	NLR 71T L	2019	1.300	177,000,000	230,100,000
867	351185 00258	LIGHT TRUCK	ISUZU	NLR 71T L	2018	1.300	169,000,000	219,700,000
868	351185 00258	LIGHT TRUCK	ISUZU	NLR 71T L	2017	1.300	161,000,000	209,300,000
869	351185 00259	LIGHT TRUCK	ISUZU	NMR 71T HD 5.8	2019	1.300	195,000,000	253,500,000
870	351185 00259	LIGHT TRUCK	ISUZU	NMR 71T HD 5.8	2018	1.300	186,000,000	241,800,000
871	351185 00259	LIGHT TRUCK	ISUZU	NMR 71T HD 5.8	2017	1.300	177,000,000	230,100,000
872	351185 00259	LIGHT TRUCK	ISUZU	NMR 71T HD 5.8	2016	1.300	169,000,000	219,700,000
873	351185 00260	LIGHT TRUCK	ISUZU	NMR 71T HD 6.1	2019	1.300	199,000,000	258,700,000
874	351185 00260	LIGHT TRUCK	ISUZU	NMR 71T HD 6.1	2018	1.300	190,000,000	247,000,000
875	351185 00260	LIGHT TRUCK	ISUZU	NMR 71T HD 6.1	2017	1.300	181,000,000	235,300,000
876	351185 00260	LIGHT TRUCK	ISUZU	NMR 71T HD 6.1	2016	1.300	172,000,000	223,600,000
877	351185 00261	LIGHT TRUCK	ISUZU	NMR 71T HD 6.5	2019	1.300	173,000,000	224,900,000
878	351185 00261	LIGHT TRUCK	ISUZU	NMR 71T HD 6.5	2018	1.300	165,000,000	214,500,000
879	351185 00262	LIGHT TRUCK	ISUZU	NMR 71T SD	2019	1.300	190,000,000	247,000,000
880	351185 00262	LIGHT TRUCK	ISUZU	NMR 71T SD	2018	1.300	181,000,000	235,300,000
881	351185 00262	LIGHT TRUCK	ISUZU	NMR 71T SD	2017	1.300	172,000,000	223,600,000
882	351185 00262	LIGHT TRUCK	ISUZU	NMR 71T SD	2016	1.300	164,000,000	213,200,000
883	351185 00263	LIGHT TRUCK	ISUZU	NMR 71T SD L	2019	1.300	196,000,000	254,800,000
884	351185 00263	LIGHT TRUCK	ISUZU	NMR 71T SD L	2018	1.300	187,000,000	243,100,000
885	351185 00263	LIGHT TRUCK	ISUZU	NMR 71T SD L	2017	1.300	178,000,000	231,400,000
886	351185 00263	LIGHT TRUCK	ISUZU	NMR 71T SD L	2016	1.300	170,000,000	221,000,000
887	351185 00264	LIGHT TRUCK	ISUZU	NMR 81T MX	2019	1.300	185,000,000	240,500,000
888	351185 00264	LIGHT TRUCK	ISUZU	NMR 81T MX	2018	1.300	176,000,000	228,800,000
889	351185 00265	LIGHT TRUCK	ISUZU	NMR 81T SHD	2019	1.300	186,000,000	241,800,000
890	351185 00265	LIGHT TRUCK	ISUZU	NMR 81T SHD	2018	1.300	177,000,000	230,100,000
891	351185 00266	LIGHT TRUCK	ISUZU	NPR 58	1999	1.300	74,000,000	96,200,000
892	351185 00267	LIGHT TRUCK	ISUZU	NPR 5BL	1999	1.300	74,000,000	96,200,000
893	351185 00268	LIGHT TRUCK	ISUZU	NPR 6 BAN 3268cc	1994	1.300	35,000,000	45,500,000
894	351185 00268	LIGHT TRUCK	ISUZU	NPR 6 BAN 3268cc	1993	1.300	31,000,000	40,300,000
895	351185 00268	LIGHT TRUCK	ISUZU	NPR 6 BAN 3268cc	1992	1.300	27,000,000	35,100,000
896	351185 00268	LIGHT TRUCK	ISUZU	NPR 6 BAN 3268cc	1991	1.300	24,000,000	31,200,000

NO	KODING	JENIS	MEREK	TIPE	TH BUAT	BOBOT	NJKB	DP PKB
1	2	3	4	5	6	7	8	9
897	351185 00268	LIGHT TRUCK	ISUZU	NPR 6 BAN 3268cc	1990	1.300	21,000,000	27,300,000
898	351185 00269	LIGHT TRUCK	ISUZU	NPS 59 G	1996	1.300	44,000,000	57,200,000
899	351185 00270	LIGHT TRUCK	ISUZU	NPS 71 L	2009	1.300	182,000,000	236,600,000
900	351185 00270	LIGHT TRUCK	ISUZU	NPS 71 L	2008	1.300	173,000,000	224,900,000
901	351185 00270	LIGHT TRUCK	ISUZU	NPS 71 L	2007	1.300	138,000,000	179,400,000
902	351185 00274	LIGHT TRUCK	ISUZU	NPS75	2012	1.300	260,000,000	338,000,000
903	351185 00274	LIGHT TRUCK	ISUZU	NPS75	2011	1.300	236,000,000	306,800,000
904	351185 00274	LIGHT TRUCK	ISUZU	NPS75	2010	1.300	224,000,000	291,200,000
905	351185 00271	LIGHT TRUCK	ISUZU	NPS 75 E2 CC (4x4)	2019	1.300	433,000,000	562,900,000
906	351185 00271	LIGHT TRUCK	ISUZU	NPS 75 E2 CC (4x4)	2018	1.300	412,000,000	535,600,000
907	351185 00271	LIGHT TRUCK	ISUZU	NPS 75 E2 CC (4x4)	2017	1.300	392,000,000	509,600,000
908	351185 00271	LIGHT TRUCK	ISUZU	NPS 75 E2 CC (4x4)	2016	1.300	373,000,000	484,900,000
909	351185 00271	LIGHT TRUCK	ISUZU	NPS 75 E2 CC (4x4)	2015	1.300	355,000,000	461,500,000
910	351185 00271	LIGHT TRUCK	ISUZU	NPS 75 E2 CC (4x4)	2014	1.300	338,000,000	439,400,000
911	351185 00271	LIGHT TRUCK	ISUZU	NPS 75 E2 CC (4x4)	2013	1.300	322,000,000	418,600,000
912	351185 00272	LIGHT TRUCK	ISUZU	NPS 75 L	2012	1.300	243,000,000	315,900,000
913	351185 00272	LIGHT TRUCK	ISUZU	NPS 75 L	2011	1.300	221,000,000	287,300,000
914	351185 00272	LIGHT TRUCK	ISUZU	NPS 75 L	2010	1.300	207,000,000	269,100,000
915	351185 00273	LIGHT TRUCK	ISUZU	NPS 81T (4X4)	2019	1.300	379,000,000	492,700,000
916	351185 00273	LIGHT TRUCK	ISUZU	NPS 81T (4X4)	2018	1.300	361,000,000	469,300,000
917	351185 00275	LIGHT TRUCK	ISUZU	NQR 71 EC E2-1	2012	1.300	160,000,000	208,000,000
918	351185 00275	LIGHT TRUCK	ISUZU	NQR 71 EC E2-1	2011	1.300	145,000,000	188,500,000
919	351185 00276	LIGHT TRUCK	ISUZU	TLD 23	1980	1.300	9,000,000	11,700,000
920	351185 00277	LIGHT TRUCK	ISUZU	TLD 24	1995	1.300	34,000,000	44,200,000
921	351185 00277	LIGHT TRUCK	ISUZU	TLD 24	1994	1.300	32,000,000	41,600,000
922	351185 00278	LIGHT TRUCK	ISUZU	TLD 24 C	1995	1.300	32,000,000	41,600,000
923	351185 00278	LIGHT TRUCK	ISUZU	TLD 24 C	1994	1.300	27,000,000	35,100,000
924	351185 00278	LIGHT TRUCK	ISUZU	TLD 24 C	1993	1.300	25,000,000	32,500,000
925	351185 00278	LIGHT TRUCK	ISUZU	TLD 24 C	1992	1.300	24,000,000	31,200,000
926	351185 00278	LIGHT TRUCK	ISUZU	TLD 24 C	1991	1.300	22,000,000	28,600,000
927	351185 00278	LIGHT TRUCK	ISUZU	TLD 24 C	1990	1.300	21,000,000	27,300,000
928	351185 00278	LIGHT TRUCK	ISUZU	TLD 24 C	1989	1.300	19,000,000	24,700,000
929	351185 00279	LIGHT TRUCK	ISUZU	TLD 24 CS	1992	1.300	27,000,000	35,100,000
930	351185 00279	LIGHT TRUCK	ISUZU	TLD 24 CS	1991	1.300	26,000,000	33,800,000
931	351185 00280	LIGHT TRUCK	ISUZU	TLD 46	1981	1.300	14,000,000	18,200,000
932	351185 00281	LIGHT TRUCK	ISUZU	TLD 53	1991	1.300	37,000,000	48,100,000
933	351185 00281	LIGHT TRUCK	ISUZU	TLD 53	1990	1.300	35,000,000	45,500,000
934	351185 00281	LIGHT TRUCK	ISUZU	TLD 53	1989	1.300	34,000,000	44,200,000
935	351185 00281	LIGHT TRUCK	ISUZU	TLD 53	1988	1.300	32,000,000	41,600,000
936	351185 00281	LIGHT TRUCK	ISUZU	TLD 53	1987	1.300	30,000,000	39,000,000
937	351185 00281	LIGHT TRUCK	ISUZU	TLD 53	1986	1.300	28,000,000	36,400,000
938	351185 00281	LIGHT TRUCK	ISUZU	TLD 53	1985	1.300	21,000,000	27,300,000
939	351185 00281	LIGHT TRUCK	ISUZU	TLD 53	1984	1.300	18,000,000	23,400,000
940	351185 00281	LIGHT TRUCK	ISUZU	TLD 53	1983	1.300	16,000,000	20,800,000
941	351185 00281	LIGHT TRUCK	ISUZU	TLD 53	1982	1.300	15,000,000	19,500,000
942	351185 00281	LIGHT TRUCK	ISUZU	TLD 53	1981	1.300	14,000,000	18,200,000
943	351185 00281	LIGHT TRUCK	ISUZU	TLD 53	1980	1.300	9,000,000	11,700,000
944	351185 00282	LIGHT TRUCK	ISUZU	TLD 53 Y	1980	1.300	9,000,000	11,700,000
945	351185 00283	LIGHT TRUCK	ISUZU	TLD 54	1991	1.300	37,000,000	48,100,000
946	351185 00283	LIGHT TRUCK	ISUZU	TLD 54	1990	1.300	35,000,000	45,500,000
947	351185 00283	LIGHT TRUCK	ISUZU	TLD 54	1989	1.300	34,000,000	44,200,000
948	351185 00283	LIGHT TRUCK	ISUZU	TLD 54	1988	1.300	32,000,000	41,600,000
949	351185 00283	LIGHT TRUCK	ISUZU	TLD 54	1987	1.300	30,000,000	39,000,000
950	351185 00283	LIGHT TRUCK	ISUZU	TLD 54	1986	1.300	28,000,000	36,400,000
951	351185 00283	LIGHT TRUCK	ISUZU	TLD 54	1985	1.300	21,000,000	27,300,000
952	351185 00283	LIGHT TRUCK	ISUZU	TLD 54	1984	1.300	18,000,000	23,400,000
953	351185 00283	LIGHT TRUCK	ISUZU	TLD 54	1983	1.300	16,000,000	20,800,000
954	351185 00283	LIGHT TRUCK	ISUZU	TLD 54	1982	1.300	15,000,000	19,500,000
955	351185 00283	LIGHT TRUCK	ISUZU	TLD 54	1981	1.300	14,000,000	18,200,000
956	351185 00283	LIGHT TRUCK	ISUZU	TLD 54	1980	1.300	9,000,000	11,700,000
957	351185 00284	LIGHT TRUCK	ISUZU	TLD 56 / 6 BAN	1996	1.300	50,000,000	65,000,000
958	351185 00284	LIGHT TRUCK	ISUZU	TLD 56 / 6 BAN	1995	1.300	35,000,000	45,500,000
959	351185 00284	LIGHT TRUCK	ISUZU	TLD 56 / 6 BAN	1994	1.300	31,000,000	40,300,000
960	351185 00284	LIGHT TRUCK	ISUZU	TLD 56 / 6 BAN	1993	1.300	29,000,000	37,700,000
961	351185 00284	LIGHT TRUCK	ISUZU	TLD 56 / 6 BAN	1992	1.300	27,000,000	35,100,000
962	351185 00284	LIGHT TRUCK	ISUZU	TLD 56 / 6 BAN	1991	1.300	25,000,000	32,500,000
963	351185 00284	LIGHT TRUCK	ISUZU	TLD 56 / 6 BAN	1990	1.300	24,000,000	31,200,000
964	351185 00284	LIGHT TRUCK	ISUZU	TLD 56 / 6 BAN	1989	1.300	23,000,000	29,900,000
965	351185 00284	LIGHT TRUCK	ISUZU	TLD 56 / 6 BAN	1988	1.300	21,000,000	27,300,000
966	351185 00284	LIGHT TRUCK	ISUZU	TLD 56 / 6 BAN	1987	1.300	20,000,000	26,000,000
967	351185 00284	LIGHT TRUCK	ISUZU	TLD 56 / 6 BAN	1986	1.300	18,000,000	23,400,000
968	351185 00284	LIGHT TRUCK	ISUZU	TLD 56 / 6 BAN	1985	1.300	17,000,000	22,100,000
969	351185 00284	LIGHT TRUCK	ISUZU	TLD 56 / 6 BAN	1984	1.300	15,000,000	19,500,000
970	351185 00284	LIGHT TRUCK	ISUZU	TLD 56 / 6 BAN	1983	1.300	14,000,000	18,200,000
971	351185 00285	LIGHT TRUCK	ISUZU	TLD 56 T	1996	1.300	39,000,000	50,700,000
972	351185 00285	LIGHT TRUCK	ISUZU	TLD 56 T	1995	1.300	37,000,000	48,100,000
973	351185 00285	LIGHT TRUCK	ISUZU	TLD 56 T	1994	1.300	36,000,000	46,800,000
974	351185 00285	LIGHT TRUCK	ISUZU	TLD 56 T	1993	1.300	35,000,000	45,500,000
975	351185 00285	LIGHT TRUCK	ISUZU	TLD 56 T	1992	1.300	33,000,000	42,900,000
976	351185 00286	LIGHT TRUCK	ISUZU	TLD 58 / 6 BAN, 3268cc	1996	1.300	36,000,000	46,800,000
977	351185 00286	LIGHT TRUCK	ISUZU	TLD 58 / 6 BAN, 3268cc	1995	1.300	33,000,000	42,900,000
978	351185 00286	LIGHT TRUCK	ISUZU	TLD 58 / 6 BAN, 3268cc	1994	1.300	31,000,000	40,300,000
979	351185 00286	LIGHT TRUCK	ISUZU	TLD 58 / 6 BAN, 3268cc	1993	1.300	29,000,000	37,700,000
980	351185 00286	LIGHT TRUCK	ISUZU	TLD 58 / 6 BAN, 3268cc	1992	1.300	27,000,000	35,100,000
981	351185 00287	LIGHT TRUCK	ISUZU	TLD 58 T	1995	1.300	38,000,000	49,400,000
982	351185 00287	LIGHT TRUCK	ISUZU	TLD 58 T	1994	1.300	36,000,000	46,800,000
983	351185 00287	LIGHT TRUCK	ISUZU	TLD 58 T	1993	1.300	34,000,000	44,200,000
984	351185 00288	LIGHT TRUCK	ISUZU	TXD 40 D	1981	1.300	17,000,000	22,100,000
985	351185 00288	LIGHT TRUCK	ISUZU	TXD 40 D	1980	1.300	9,000,000	11,700,000
986	351185 00289	LIGHT TRUCK	ISUZU	TYPE C 90 - 1951cc	1980	1.300	9,000,000	11,700,000

NO	KODING	JENIS	MEREK	TIPE	TH BUAT	BOBOT	NJKB	DP PKB
1	2	3	4	5	6	7	8	9
987	351185 00290	LIGHT TRUCK	ISUZU	W DIS BUP	1991	1.300	25,000,000	32,500,000
988	351185 00291	LIGHT TRUCK	ISUZU	WER 1800cc	1992	1.300	26,000,000	33,800,000
989	351185 00291	LIGHT TRUCK	ISUZU	WER 1800cc	1983	1.300	18,000,000	23,400,000
990	351185 00291	LIGHT TRUCK	ISUZU	WER 1800cc	1982	1.300	16,000,000	20,800,000
991	351215 00103	LIGHT TRUCK	KIA	4x4 / DIESEL 2367cc	2000	1.300	43,000,000	55,900,000
992	351215 00104	LIGHT TRUCK	KIA	BONGO L-SD89T, 1.789cc (FIRE TRUCK)	1985	1.300	10,000,000	13,000,000
993	351215 00105	LIGHT TRUCK	KIA	CERES	1994	1.300	37,000,000	48,100,000
994	351215 00105	LIGHT TRUCK	KIA	CERES	1993	1.300	34,000,000	44,200,000
995	351215 00105	LIGHT TRUCK	KIA	CERES	1985	1.300	10,000,000	13,000,000
996	351253 00232	LIGHT TRUCK	MAZDA	1300	1984	1.300	9,000,000	11,700,000
997	351253 00233	LIGHT TRUCK	MAZDA	E 2700	1980	1.300	9,000,000	11,700,000
998	351253 00234	LIGHT TRUCK	MAZDA	E 3000	1980	1.300	9,000,000	11,700,000
999	351253 00235	LIGHT TRUCK	MAZDA	M 1400	2000	1.300	25,000,000	32,500,000
1000	351253 00236	LIGHT TRUCK	MAZDA	SC 050 (DEREK)	2000	1.300	34,000,000	44,200,000
1001	351253 00236	LIGHT TRUCK	MAZDA	SC 050 (DEREK)	1999	1.300	32,000,000	41,600,000
1002	351253 00236	LIGHT TRUCK	MAZDA	SC 050 (DEREK)	1998	1.300	31,000,000	40,300,000
1003	351253 00236	LIGHT TRUCK	MAZDA	SC 050 (DEREK)	1997	1.300	29,000,000	37,700,000
1004	351253 00237	LIGHT TRUCK	MAZDA	SE 28 T	1996	1.300	41,000,000	53,300,000
1005	351253 00238	LIGHT TRUCK	MAZDA	T 3000 D	1987	1.300	14,000,000	18,200,000
1006	351253 00238	LIGHT TRUCK	MAZDA	T 3000 D	1986	1.300	13,000,000	16,900,000
1007	351253 00238	LIGHT TRUCK	MAZDA	T 3000 D	1985	1.300	12,000,000	15,600,000
1008	351253 00238	LIGHT TRUCK	MAZDA	T 3000 D	1984	1.300	11,000,000	14,300,000
1009	351253 00238	LIGHT TRUCK	MAZDA	T 3000 D	1983	1.300	10,000,000	13,000,000
1010	351253 00239	LIGHT TRUCK	MAZDA	T 4000 D, 4021cc	1993	1.300	21,000,000	27,300,000
1011	351253 00239	LIGHT TRUCK	MAZDA	T 4000 D, 4021cc	1992	1.300	19,000,000	24,700,000
1012	351253 00239	LIGHT TRUCK	MAZDA	T 4000 D, 4021cc	1991	1.300	18,000,000	23,400,000
1013	351253 00240	LIGHT TRUCK	MAZDA	W LAT	2000	1.300	31,000,000	40,300,000
1014	351253 00240	LIGHT TRUCK	MAZDA	W LAT	1999	1.300	25,000,000	32,500,000
1015	351255 00623	LIGHT TRUCK	MERCEDES BENZ	2527/AK38	1998	1.300	103,000,000	133,900,000
1016	351255 00623	LIGHT TRUCK	MERCEDES BENZ	2527/AK38	1997	1.300	95,000,000	123,500,000
1017	351255 00624	LIGHT TRUCK	MERCEDES BENZ	4cyl	1980	1.300	9,000,000	11,700,000
1018	351255 00625	LIGHT TRUCK	MERCEDES BENZ	500	2004	1.300	115,000,000	149,500,000
1019	351255 00625	LIGHT TRUCK	MERCEDES BENZ	500	2003	1.300	113,000,000	146,900,000
1020	351255 00625	LIGHT TRUCK	MERCEDES BENZ	500	2002	1.300	107,000,000	139,100,000
1021	351255 00625	LIGHT TRUCK	MERCEDES BENZ	500	2000	1.300	85,000,000	110,500,000
1022	351255 00625	LIGHT TRUCK	MERCEDES BENZ	500	1999	1.300	60,000,000	78,000,000
1023	351255 00626	LIGHT TRUCK	MERCEDES BENZ	500/26 RHD	2004	1.300	112,000,000	145,600,000
1024	351255 00626	LIGHT TRUCK	MERCEDES BENZ	500/26 RHD	2003	1.300	110,000,000	143,000,000
1025	351255 00626	LIGHT TRUCK	MERCEDES BENZ	500/26 RHD	2002	1.300	102,000,000	132,600,000
1026	351255 00626	LIGHT TRUCK	MERCEDES BENZ	500/26 RHD	2001	1.300	94,000,000	122,200,000
1027	351255 00626	LIGHT TRUCK	MERCEDES BENZ	500/26 RHD	2000	1.300	80,000,000	104,000,000
1028	351255 00626	LIGHT TRUCK	MERCEDES BENZ	500/26 RHD	1999	1.300	68,000,000	88,400,000
1029	351255 00627	LIGHT TRUCK	MERCEDES BENZ	500/OM 364	2002	1.300	107,000,000	139,100,000
1030	351255 00627	LIGHT TRUCK	MERCEDES BENZ	500/OM 364	2001	1.300	100,000,000	130,000,000
1031	351255 00629	LIGHT TRUCK	MERCEDES BENZ	508/36 I 3972cc	1998	1.300	61,000,000	79,300,000
1032	351255 00629	LIGHT TRUCK	MERCEDES BENZ	508/36 I 3972cc	1997	1.300	57,000,000	74,100,000
1033	351255 00629	LIGHT TRUCK	MERCEDES BENZ	508/36 I 3972cc	1982	1.300	18,000,000	23,400,000
1034	351255 00628	LIGHT TRUCK	MERCEDES BENZ	508 I 3972cc	1991	1.300	31,000,000	40,300,000
1035	351255 00628	LIGHT TRUCK	MERCEDES BENZ	508 I 3972cc	1990	1.300	29,000,000	37,700,000
1036	351255 00628	LIGHT TRUCK	MERCEDES BENZ	508 I 3972cc	1989	1.300	28,000,000	36,400,000
1037	351255 00628	LIGHT TRUCK	MERCEDES BENZ	508 I 3972cc	1988	1.300	25,000,000	32,500,000
1038	351255 00628	LIGHT TRUCK	MERCEDES BENZ	508 I 3972cc	1987	1.300	24,000,000	31,200,000
1039	351255 00628	LIGHT TRUCK	MERCEDES BENZ	508 I 3972cc	1986	1.300	22,000,000	28,600,000
1040	351255 00630	LIGHT TRUCK	MERCEDES BENZ	917 AK / 36 5958cc	1988	1.300	74,000,000	96,200,000
1041	351255 00631	LIGHT TRUCK	MERCEDES BENZ	L 508	1981	1.300	25,000,000	32,500,000
1042	351255 00631	LIGHT TRUCK	MERCEDES BENZ	L 508	1980	1.300	11,300,000	14,690,000
1043	351255 00635	LIGHT TRUCK	MERCEDES BENZ	MB 800/32	2005	1.300	182,000,000	236,600,000
1044	351255 00635	LIGHT TRUCK	MERCEDES BENZ	MB 800/32	2004	1.300	172,000,000	223,600,000
1045	351255 00635	LIGHT TRUCK	MERCEDES BENZ	MB 800/32	1997	1.300	38,000,000	49,400,000
1046	351255 00636	LIGHT TRUCK	MERCEDES BENZ	MB 800/32 DIESEL	2004	1.300	172,000,000	223,600,000
1047	351255 00637	LIGHT TRUCK	MERCEDES BENZ	MB 800/38	2005	1.300	184,000,000	239,200,000
1048	351255 00637	LIGHT TRUCK	MERCEDES BENZ	MB 800/38	2004	1.300	115,000,000	149,500,000
1049	351255 00637	LIGHT TRUCK	MERCEDES BENZ	MB 800/38	2003	1.300	113,000,000	146,900,000
1050	351255 00637	LIGHT TRUCK	MERCEDES BENZ	MB 800/38	2002	1.300	107,000,000	139,100,000
1051	351255 00637	LIGHT TRUCK	MERCEDES BENZ	MB 800/38	2001	1.300	100,000,000	130,000,000
1052	351255 00632	LIGHT TRUCK	MERCEDES BENZ	MB 800 ATL	1998	1.300	82,000,000	106,600,000
1053	351255 00632	LIGHT TRUCK	MERCEDES BENZ	MB 800 ATL	1997	1.300	80,000,000	104,000,000
1054	351255 00633	LIGHT TRUCK	MERCEDES BENZ	MB 800 ATL / 32 TURBO	2004	1.300	124,000,000	161,200,000
1055	351255 00633	LIGHT TRUCK	MERCEDES BENZ	MB 800 ATL / 32 TURBO	2003	1.300	122,000,000	158,600,000
1056	351255 00633	LIGHT TRUCK	MERCEDES BENZ	MB 800 ATL / 32 TURBO	2002	1.300	120,000,000	156,000,000
1057	351255 00633	LIGHT TRUCK	MERCEDES BENZ	MB 800 ATL / 32 TURBO	2001	1.300	110,000,000	143,000,000
1058	351255 00633	LIGHT TRUCK	MERCEDES BENZ	MB 800 ATL / 32 TURBO	2000	1.300	95,000,000	123,500,000
1059	351255 00633	LIGHT TRUCK	MERCEDES BENZ	MB 800 ATL / 32 TURBO	1999	1.300	74,000,000	96,200,000
1060	351255 00634	LIGHT TRUCK	MERCEDES BENZ	MB 800 ATL / 32 TURBO-PS	2004	1.300	134,000,000	174,200,000
1061	351255 00634	LIGHT TRUCK	MERCEDES BENZ	MB 800 ATL / 32 TURBO-PS	2003	1.300	132,000,000	171,600,000
1062	351255 00634	LIGHT TRUCK	MERCEDES BENZ	MB 800 ATL / 32 TURBO-PS	2002	1.300	124,000,000	161,200,000
1063	351255 00634	LIGHT TRUCK	MERCEDES BENZ	MB 800 ATL / 32 TURBO-PS	2001	1.300	120,000,000	156,000,000
1064	351255 00634	LIGHT TRUCK	MERCEDES BENZ	MB 800 ATL / 32 TURBO-PS	2000	1.300	95,000,000	123,500,000
1065	351255 00634	LIGHT TRUCK	MERCEDES BENZ	MB 800 ATL / 32 TURBO-PS	1999	1.300	80,000,000	104,000,000
1066	351255 00638	LIGHT TRUCK	MERCEDES BENZ	TYPE 407 D	1980	1.300	12,200,000	15,860,000
1067	351255 00639	LIGHT TRUCK	MERCEDES BENZ	TYPE 500	2000	1.300	85,000,000	110,500,000
1068	351255 00639	LIGHT TRUCK	MERCEDES BENZ	TYPE 500	1999	1.300	68,000,000	88,400,000
1069	351255 00640	LIGHT TRUCK	MERCEDES BENZ	TYPE 508, D 508/35	1985	1.300	37,000,000	48,100,000
1070	351255 00640	LIGHT TRUCK	MERCEDES BENZ	TYPE 508, D 508/35	1984	1.300	35,000,000	45,500,000
1071	351255 00640	LIGHT TRUCK	MERCEDES BENZ	TYPE 508, D 508/35	1983	1.300	32,000,000	41,600,000
1072	351255 00640	LIGHT TRUCK	MERCEDES BENZ	TYPE 508, D 508/35	1982	1.300	30,000,000	39,000,000
1073	351255 00640	LIGHT TRUCK	MERCEDES BENZ	TYPE 508, D 508/35	1981	1.300	27,000,000	35,100,000
1074	351255 00640	LIGHT TRUCK	MERCEDES BENZ	TYPE 508, D 508/35	1980	1.300	22,000,000	28,600,000
1075	351255 00641	LIGHT TRUCK	MERCEDES BENZ	TYPE 700 3972cc	1998	1.300	61,000,000	79,300,000
1076	351255 00641	LIGHT TRUCK	MERCEDES BENZ	TYPE 700 3972cc	1997	1.300	56,000,000	72,800,000

NO	KODING	JENIS	MERЕК	TIPE	TH BUAT	BOBOT	NJKB	DP PKB
1	2	3	4	5	6	7	8	9
1077	351255 00641	LIGHT TRUCK	MERCEDES BENZ	TYPE 700 3972cc	1996	1.300	53,000,000	68,900,000
1078	351255 00641	LIGHT TRUCK	MERCEDES BENZ	TYPE 700 3972cc	1995	1.300	49,000,000	63,700,000
1079	351255 00641	LIGHT TRUCK	MERCEDES BENZ	TYPE 700 3972cc	1994	1.300	46,000,000	59,800,000
1080	351255 00642	LIGHT TRUCK	MERCEDES BENZ	TYPE 700 ATL 3972cc	1998	1.300	61,000,000	79,300,000
1081	351255 00642	LIGHT TRUCK	MERCEDES BENZ	TYPE 700 ATL 3972cc	1997	1.300	56,000,000	72,800,000
1082	351255 00642	LIGHT TRUCK	MERCEDES BENZ	TYPE 700 ATL 3972cc	1996	1.300	53,000,000	68,900,000
1083	351255 00642	LIGHT TRUCK	MERCEDES BENZ	TYPE 700 ATL 3972cc	1995	1.300	49,000,000	63,700,000
1084	351255 00642	LIGHT TRUCK	MERCEDES BENZ	TYPE 700 ATL 3972cc	1994	1.300	46,000,000	59,800,000
1085	351255 00643	LIGHT TRUCK	MERCEDES BENZ	UNIMOG	1980	1.300	12,000,000	15,600,000
1086	351255 00644	LIGHT TRUCK	MERCEDES BENZ	UNIMOG DIESEL 5.676 cc	1982	1.300	24,000,000	31,200,000
1087	351261 00372	LIGHT TRUCK	MITSUBISHI	CANTER CBU FE 449 6 BAN	1983	1.300	47,000,000	61,100,000
1088	351261 00372	LIGHT TRUCK	MITSUBISHI	CANTER CBU FE 449 6 BAN	1982	1.300	45,000,000	58,500,000
1089	351261 00372	LIGHT TRUCK	MITSUBISHI	CANTER CBU FE 449 6 BAN	1981	1.300	34,000,000	44,200,000
1090	351261 00372	LIGHT TRUCK	MITSUBISHI	CANTER CBU FE 449 6 BAN	1980	1.300	30,000,000	39,000,000
1091	351261 00373	LIGHT TRUCK	MITSUBISHI	CANTER FE 649 E	2007	1.300	106,000,000	137,800,000
1092	351261 00373	LIGHT TRUCK	MITSUBISHI	CANTER FE 649 E	2006	1.300	104,000,000	135,200,000
1093	351261 00373	LIGHT TRUCK	MITSUBISHI	CANTER FE 649 E	2005	1.300	89,000,000	115,700,000
1094	351261 00373	LIGHT TRUCK	MITSUBISHI	CANTER FE 649 E	2004	1.300	84,000,000	109,200,000
1095	351261 00373	LIGHT TRUCK	MITSUBISHI	CANTER FE 649 E	2003	1.300	74,000,000	96,200,000
1096	351261 00373	LIGHT TRUCK	MITSUBISHI	CANTER FE 649 E	2002	1.300	69,000,000	89,700,000
1097	351261 00373	LIGHT TRUCK	MITSUBISHI	CANTER FE 649 E	2001	1.300	64,000,000	83,200,000
1098	351261 00373	LIGHT TRUCK	MITSUBISHI	CANTER FE 649 E	2000	1.300	55,000,000	71,500,000
1099	351261 00373	LIGHT TRUCK	MITSUBISHI	CANTER FE 649 E	1999	1.300	51,000,000	66,300,000
1100	351261 00373	LIGHT TRUCK	MITSUBISHI	CANTER FE 649 E	1998	1.300	48,000,000	62,400,000
1101	351261 00373	LIGHT TRUCK	MITSUBISHI	CANTER FE 649 E	1997	1.300	38,000,000	49,400,000
1102	351261 00373	LIGHT TRUCK	MITSUBISHI	CANTER FE 649 E	1996	1.300	35,000,000	45,500,000
1103	351261 00373	LIGHT TRUCK	MITSUBISHI	CANTER FE 649 E	1995	1.300	32,000,000	41,600,000
1104	351261 00373	LIGHT TRUCK	MITSUBISHI	CANTER FE 649 E	1994	1.300	30,000,000	39,000,000
1105	351261 00373	LIGHT TRUCK	MITSUBISHI	CANTER FE 649 E	1993	1.300	27,000,000	35,100,000
1106	351261 00373	LIGHT TRUCK	MITSUBISHI	CANTER FE 649 E	1992	1.300	25,000,000	32,500,000
1107	351261 00373	LIGHT TRUCK	MITSUBISHI	CANTER FE 649 E	1991	1.300	24,000,000	31,200,000
1108	351261 00373	LIGHT TRUCK	MITSUBISHI	CANTER FE 649 E	1990	1.300	23,000,000	29,900,000
1109	351261 00373	LIGHT TRUCK	MITSUBISHI	CANTER FE 649 E	1989	1.300	21,000,000	27,300,000
1110	351261 00373	LIGHT TRUCK	MITSUBISHI	CANTER FE 649 E	1988	1.300	19,000,000	24,700,000
1111	351261 00373	LIGHT TRUCK	MITSUBISHI	CANTER FE 649 E	1987	1.300	18,000,000	23,400,000
1112	351261 00373	LIGHT TRUCK	MITSUBISHI	CANTER FE 649 E	1986	1.300	17,000,000	22,100,000
1113	351261 00373	LIGHT TRUCK	MITSUBISHI	CANTER FE 649 E	1985	1.300	15,000,000	19,500,000
1114	351261 00373	LIGHT TRUCK	MITSUBISHI	CANTER FE 649 E	1984	1.300	14,000,000	18,200,000
1115	351261 00373	LIGHT TRUCK	MITSUBISHI	CANTER FE 649 E	1983	1.300	13,000,000	16,900,000
1116	351261 00373	LIGHT TRUCK	MITSUBISHI	CANTER FE 649 E	1982	1.300	12,000,000	15,600,000
1117	351261 00373	LIGHT TRUCK	MITSUBISHI	CANTER FE 649 E	1981	1.300	11,000,000	14,300,000
1118	351261 00373	LIGHT TRUCK	MITSUBISHI	CANTER FE 649 E	1980	1.300	10,000,000	13,000,000
1119	351261 00375	LIGHT TRUCK	MITSUBISHI	COLT DIESEL FE 71 (4X2) M/T	2019	1.300	206,000,000	267,800,000
1120	351261 00375	LIGHT TRUCK	MITSUBISHI	COLT DIESEL FE 71 (4X2) M/T	2018	1.300	196,000,000	254,800,000
1121	351261 00375	LIGHT TRUCK	MITSUBISHI	COLT DIESEL FE 71 (4X2) M/T	2017	1.300	187,000,000	243,100,000
1122	351261 00375	LIGHT TRUCK	MITSUBISHI	COLT DIESEL FE 71 (4X2) M/T	2016	1.300	178,000,000	231,400,000
1123	351261 00375	LIGHT TRUCK	MITSUBISHI	COLT DIESEL FE 71 (4X2) M/T	2015	1.300	170,000,000	221,000,000
1124	351261 00375	LIGHT TRUCK	MITSUBISHI	COLT DIESEL FE 71 (4X2) M/T	2014	1.300	162,000,000	210,600,000
1125	351261 00375	LIGHT TRUCK	MITSUBISHI	COLT DIESEL FE 71 (4X2) M/T	2013	1.300	154,000,000	200,200,000
1126	351261 00375	LIGHT TRUCK	MITSUBISHI	COLT DIESEL FE 71 (4X2) M/T	2012	1.300	147,000,000	191,100,000
1127	351261 00375	LIGHT TRUCK	MITSUBISHI	COLT DIESEL FE 71 (4X2) M/T	2011	1.300	140,000,000	182,000,000
1128	351261 00375	LIGHT TRUCK	MITSUBISHI	COLT DIESEL FE 71 (4X2) M/T	2010	1.300	133,000,000	172,900,000
1129	351261 00375	LIGHT TRUCK	MITSUBISHI	COLT DIESEL FE 71 (4X2) M/T	2009	1.300	127,000,000	165,100,000
1130	351261 00375	LIGHT TRUCK	MITSUBISHI	COLT DIESEL FE 71 (4X2) M/T	2008	1.300	121,000,000	157,300,000
1131	351261 00375	LIGHT TRUCK	MITSUBISHI	COLT DIESEL FE 71 (4X2) M/T	2007	1.300	115,000,000	149,500,000
1132	351261 00376	LIGHT TRUCK	MITSUBISHI	COLT DIESEL FE 71 BC (4X2) M/T	2010	1.300	122,000,000	158,600,000
1133	351261 00376	LIGHT TRUCK	MITSUBISHI	COLT DIESEL FE 71 BC (4X2) M/T	2009	1.300	118,000,000	153,400,000
1134	351261 00376	LIGHT TRUCK	MITSUBISHI	COLT DIESEL FE 71 BC (4X2) M/T	2008	1.300	113,000,000	146,900,000
1135	351261 00376	LIGHT TRUCK	MITSUBISHI	COLT DIESEL FE 71 BC (4X2) M/T	2007	1.300	107,000,000	139,100,000
1136	351261 00374	LIGHT TRUCK	MITSUBISHI	COLT DIESEL FE71L (4X2) M/T	2019	1.300	211,000,000	274,300,000
1137	351261 00374	LIGHT TRUCK	MITSUBISHI	COLT DIESEL FE71L (4X2) M/T	2018	1.300	201,000,000	261,300,000
1138	351261 00374	LIGHT TRUCK	MITSUBISHI	COLT DIESEL FE71L (4X2) M/T	2017	1.300	191,000,000	248,300,000
1139	351261 00374	LIGHT TRUCK	MITSUBISHI	COLT DIESEL FE71L (4X2) M/T	2016	1.300	182,000,000	236,600,000
1140	351261 00374	LIGHT TRUCK	MITSUBISHI	COLT DIESEL FE71L (4X2) M/T	2015	1.300	173,000,000	224,900,000
1141	351261 00374	LIGHT TRUCK	MITSUBISHI	COLT DIESEL FE71L (4X2) M/T	2014	1.300	165,000,000	214,500,000
1142	351261 00374	LIGHT TRUCK	MITSUBISHI	COLT DIESEL FE71L (4X2) M/T	2013	1.300	157,000,000	204,100,000
1143	351261 00390	LIGHT TRUCK	MITSUBISHI	COLT DIESEL FE71L BC NC (4X2) M/T	2018	1.300	126,000,000	163,800,000
1144	351261 00391	LIGHT TRUCK	MITSUBISHI	COLT DIESEL FE71L OH (4X2) M/T	2019	1.300	155,000,000	201,500,000
1145	351261 00391	LIGHT TRUCK	MITSUBISHI	COLT DIESEL FE71L OH (4X2) M/T	2018	1.300	148,000,000	192,400,000
1146	351261 00377	LIGHT TRUCK	MITSUBISHI	COLT DIESEL FE 71 PS (4X2) M/T	2019	1.300	206,000,000	267,800,000
1147	351261 00377	LIGHT TRUCK	MITSUBISHI	COLT DIESEL FE 71 PS (4X2) M/T	2018	1.300	196,000,000	254,800,000
1148	351261 00377	LIGHT TRUCK	MITSUBISHI	COLT DIESEL FE 71 PS (4X2) M/T	2017	1.300	187,000,000	243,100,000
1149	351261 00377	LIGHT TRUCK	MITSUBISHI	COLT DIESEL FE 71 PS (4X2) M/T	2016	1.300	178,000,000	231,400,000
1150	351261 00378	LIGHT TRUCK	MITSUBISHI	COLT DIESEL FE 73 (4X2) M/T	2019	1.300	231,000,000	300,300,000
1151	351261 00378	LIGHT TRUCK	MITSUBISHI	COLT DIESEL FE 73 (4X2) M/T	2018	1.300	220,000,000	286,000,000
1152	351261 00378	LIGHT TRUCK	MITSUBISHI	COLT DIESEL FE 73 (4X2) M/T	2017	1.300	209,000,000	271,700,000
1153	351261 00378	LIGHT TRUCK	MITSUBISHI	COLT DIESEL FE 73 (4X2) M/T	2016	1.300	199,000,000	258,700,000
1154	351261 00378	LIGHT TRUCK	MITSUBISHI	COLT DIESEL FE 73 (4X2) M/T	2015	1.300	190,000,000	247,000,000
1155	351261 00378	LIGHT TRUCK	MITSUBISHI	COLT DIESEL FE 73 (4X2) M/T	2014	1.300	181,000,000	235,300,000
1156	351261 00378	LIGHT TRUCK	MITSUBISHI	COLT DIESEL FE 73 (4X2) M/T	2013	1.300	172,000,000	223,600,000
1157	351261 00378	LIGHT TRUCK	MITSUBISHI	COLT DIESEL FE 73 (4X2) M/T	2012	1.300	164,000,000	213,200,000
1158	351261 00378	LIGHT TRUCK	MITSUBISHI	COLT DIESEL FE 73 (4X2) M/T	2011	1.300	156,000,000	202,800,000
1159	351261 00378	LIGHT TRUCK	MITSUBISHI	COLT DIESEL FE 73 (4X2) M/T	2010	1.300	149,000,000	193,700,000
1160	351261 00378	LIGHT TRUCK	MITSUBISHI	COLT DIESEL FE 73 (4X2) M/T	2009	1.300	142,000,000	184,600,000
1161	351261 00378	LIGHT TRUCK	MITSUBISHI	COLT DIESEL FE 73 (4X2) M/T	2008	1.300	135,000,000	175,500,000
1162	351261 00378	LIGHT TRUCK	MITSUBISHI	COLT DIESEL FE 73 (4X2) M/T	2007	1.300	129,000,000	167,700,000
1163	351261 00379	LIGHT TRUCK	MITSUBISHI	COLT DIESEL FE 73 HD (4X2) M/T	2019	1.300	240,000,000	312,000,000
1164	351261 00379	LIGHT TRUCK	MITSUBISHI	COLT DIESEL FE 73 HD (4X2) M/T	2018	1.300	228,000,000	296,400,000
1165	351261 00379	LIGHT TRUCK	MITSUBISHI	COLT DIESEL FE 73 HD (4X2) M/T	2017	1.300	217,000,000	282,100,000
1166	351261 00379	LIGHT TRUCK	MITSUBISHI	COLT DIESEL FE 73 HD (4X2) M/T	2016	1.300	207,000,000	269,100,000

NO	KODING	JENIS	MEREK	TIPE	TH BUAT	BOBOT	NJKB	DP PKB
1	2	3	4	5	6	7	8	9
1257	351261.00389	LIGHT TRUCK	mitsubishi	COLT DIESEL FE SUPER HDX HI GEAR (4X2) M/T	2018	1.300	251.000.000	326.300.000
1258	351261.00389	LIGHT TRUCK	mitsubishi	COLT DIESEL FE SUPER HDX HI GEAR (4X2) M/T	2017	1.300	239.000.000	310.700.000
1259	351261.00389	LIGHT TRUCK	mitsubishi	COLT DIESEL FE SUPER HDX HI GEAR (4X2) M/T	2016	1.300	228.000.000	296.400.000
1260	351261.00394	LIGHT TRUCK	mitsubishi	COLT DIESEL FG83PE (4X4) M/T	2019	1.300	212.000.000	275.600.000
1261	351261.00394	LIGHT TRUCK	mitsubishi	COLT DIESEL FG83PE (4X4) M/T	2018	1.300	202.000.000	262.600.000
1262	351261.00395	LIGHT TRUCK	mitsubishi	COLT DIESEL MODEL FE 101 BRY / 4 BAN	1980	1.300	9.000.000	11.700.000
1263	351261.00396	LIGHT TRUCK	mitsubishi	COLT DIESEL MODEL FE 111 EZRY	1981	1.300	9.900.000	12.870.000
1264	351261.00396	LIGHT TRUCK	mitsubishi	COLT DIESEL MODEL FE 111 EZRY	1980	1.300	9.400.000	12.220.000
1265	351261.00397	LIGHT TRUCK	mitsubishi	COLT DIESEL T 200	1983	1.300	20.000.000	26.000.000
1266	351261.00397	LIGHT TRUCK	mitsubishi	COLT DIESEL T 200	1982	1.300	19.000.000	24.700.000
1267	351261.00397	LIGHT TRUCK	mitsubishi	COLT DIESEL T 200	1981	1.300	17.000.000	22.100.000
1268	351261.00397	LIGHT TRUCK	mitsubishi	COLT DIESEL T 200	1980	1.300	9.000.000	11.700.000
1269	351261.00398	LIGHT TRUCK	mitsubishi	DELICA	1984	1.300	13.000.000	16.900.000
1270	351261.00399	LIGHT TRUCK	mitsubishi	DXL 300	1988	1.300	16.000.000	20.800.000
1271	351261.00399	LIGHT TRUCK	mitsubishi	DXL 300	1987	1.300	15.000.000	19.500.000
1272	351261.00399	LIGHT TRUCK	mitsubishi	DXL 300	1986	1.300	14.000.000	18.200.000
1273	351261.00400	LIGHT TRUCK	mitsubishi	FB 301 COLT	1997	1.300	88.000.000	114.400.000
1274	351261.00401	LIGHT TRUCK	mitsubishi	FB 507	1994	1.300	49.000.000	63.700.000
1275	351261.00402	LIGHT TRUCK	mitsubishi	FB 511	1999	1.300	95.000.000	123.500.000
1276	351261.00402	LIGHT TRUCK	mitsubishi	FB 511	1998	1.300	83.000.000	107.900.000
1277	351261.00403	LIGHT TRUCK	mitsubishi	FB 516	1996	1.300	36.000.000	46.800.000
1278	351261.00404	LIGHT TRUCK	mitsubishi	FE 101 BRY 4 BAN	1997	1.300	47.000.000	61.100.000
1279	351261.00404	LIGHT TRUCK	mitsubishi	FE 101 BRY 4 BAN	1996	1.300	40.000.000	52.000.000
1280	351261.00404	LIGHT TRUCK	mitsubishi	FE 101 BRY 4 BAN	1995	1.300	31.000.000	40.300.000
1281	351261.00404	LIGHT TRUCK	mitsubishi	FE 101 BRY 4 BAN	1994	1.300	29.000.000	37.700.000
1282	351261.00404	LIGHT TRUCK	mitsubishi	FE 101 BRY 4 BAN	1993	1.300	27.000.000	35.100.000
1283	351261.00404	LIGHT TRUCK	mitsubishi	FE 101 BRY 4 BAN	1992	1.300	25.000.000	32.500.000
1284	351261.00404	LIGHT TRUCK	mitsubishi	FE 101 BRY 4 BAN	1991	1.300	24.000.000	31.200.000
1285	351261.00404	LIGHT TRUCK	mitsubishi	FE 101 BRY 4 BAN	1990	1.300	23.000.000	29.900.000
1286	351261.00404	LIGHT TRUCK	mitsubishi	FE 101 BRY 4 BAN	1989	1.300	21.000.000	27.300.000
1287	351261.00404	LIGHT TRUCK	mitsubishi	FE 101 BRY 4 BAN	1988	1.300	19.000.000	24.700.000
1288	351261.00404	LIGHT TRUCK	mitsubishi	FE 101 BRY 4 BAN	1987	1.300	18.000.000	23.400.000
1289	351261.00404	LIGHT TRUCK	mitsubishi	FE 101 BRY 4 BAN	1986	1.300	17.000.000	22.100.000
1290	351261.00404	LIGHT TRUCK	mitsubishi	FE 101 BRY 4 BAN	1985	1.300	15.000.000	19.500.000
1291	351261.00404	LIGHT TRUCK	mitsubishi	FE 101 BRY 4 BAN	1984	1.300	14.000.000	18.200.000
1292	351261.00404	LIGHT TRUCK	mitsubishi	FE 101 BRY 4 BAN	1983	1.300	13.000.000	16.900.000
1293	351261.00404	LIGHT TRUCK	mitsubishi	FE 101 BRY 4 BAN	1982	1.300	12.000.000	15.600.000
1294	351261.00404	LIGHT TRUCK	mitsubishi	FE 101 BRY 4 BAN	1981	1.300	11.000.000	14.300.000
1295	351261.00404	LIGHT TRUCK	mitsubishi	FE 101 BRY 4 BAN	1980	1.300	10.000.000	13.000.000
1296	351261.00405	LIGHT TRUCK	mitsubishi	FE 104 4 BAN	1997	1.300	38.000.000	49.400.000
1297	351261.00405	LIGHT TRUCK	mitsubishi	FE 104 4 BAN	1996	1.300	35.000.000	45.500.000
1298	351261.00405	LIGHT TRUCK	mitsubishi	FE 104 4 BAN	1995	1.300	32.000.000	41.600.000
1299	351261.00405	LIGHT TRUCK	mitsubishi	FE 104 4 BAN	1994	1.300	30.000.000	39.000.000
1300	351261.00405	LIGHT TRUCK	mitsubishi	FE 104 4 BAN	1993	1.300	27.000.000	35.100.000
1301	351261.00405	LIGHT TRUCK	mitsubishi	FE 104 4 BAN	1992	1.300	25.000.000	32.500.000
1302	351261.00405	LIGHT TRUCK	mitsubishi	FE 104 4 BAN	1991	1.300	24.000.000	31.200.000
1303	351261.00405	LIGHT TRUCK	mitsubishi	FE 104 4 BAN	1990	1.300	23.000.000	29.900.000
1304	351261.00405	LIGHT TRUCK	mitsubishi	FE 104 4 BAN	1989	1.300	21.000.000	27.300.000
1305	351261.00405	LIGHT TRUCK	mitsubishi	FE 104 4 BAN	1988	1.300	19.000.000	24.700.000
1306	351261.00405	LIGHT TRUCK	mitsubishi	FE 104 4 BAN	1987	1.300	18.000.000	23.400.000
1307	351261.00405	LIGHT TRUCK	mitsubishi	FE 104 4 BAN	1986	1.300	17.000.000	22.100.000
1308	351261.00405	LIGHT TRUCK	mitsubishi	FE 104 4 BAN	1985	1.300	14.000.000	18.200.000
1309	351261.00405	LIGHT TRUCK	mitsubishi	FE 104 4 BAN	1984	1.300	13.500.000	17.550.000
1310	351261.00405	LIGHT TRUCK	mitsubishi	FE 104 4 BAN	1983	1.300	13.000.000	16.900.000
1311	351261.00405	LIGHT TRUCK	mitsubishi	FE 104 4 BAN	1982	1.300	12.000.000	15.600.000
1312	351261.00405	LIGHT TRUCK	mitsubishi	FE 104 4 BAN	1981	1.300	11.000.000	14.300.000
1313	351261.00405	LIGHT TRUCK	mitsubishi	FE 104 4 BAN	1980	1.300	9.000.000	11.700.000
1314	351261.00406	LIGHT TRUCK	mitsubishi	FE 111 EZRY	1985	1.300	17.000.000	22.100.000
1315	351261.00406	LIGHT TRUCK	mitsubishi	FE 111 EZRY	1984	1.300	16.000.000	20.800.000
1316	351261.00406	LIGHT TRUCK	mitsubishi	FE 111 EZRY	1983	1.300	15.000.000	19.500.000
1317	351261.00406	LIGHT TRUCK	mitsubishi	FE 111 EZRY	1982	1.300	14.000.000	18.200.000
1318	351261.00406	LIGHT TRUCK	mitsubishi	FE 111 EZRY	1981	1.300	13.000.000	16.900.000
1319	351261.00406	LIGHT TRUCK	mitsubishi	FE 111 EZRY	1980	1.300	12.000.000	15.600.000
1320	351261.00407	LIGHT TRUCK	mitsubishi	FE 114	1997	1.300	41.000.000	53.300.000
1321	351261.00407	LIGHT TRUCK	mitsubishi	FE 114	1996	1.300	39.000.000	50.700.000
1322	351261.00407	LIGHT TRUCK	mitsubishi	FE 114	1995	1.300	36.000.000	46.800.000
1323	351261.00407	LIGHT TRUCK	mitsubishi	FE 114	1994	1.300	34.000.000	44.200.000
1324	351261.00407	LIGHT TRUCK	mitsubishi	FE 114	1993	1.300	30.000.000	39.000.000
1325	351261.00407	LIGHT TRUCK	mitsubishi	FE 114	1992	1.300	28.000.000	36.400.000
1326	351261.00407	LIGHT TRUCK	mitsubishi	FE 114	1991	1.300	26.000.000	33.800.000
1327	351261.00407	LIGHT TRUCK	mitsubishi	FE 114	1990	1.300	25.000.000	32.500.000
1328	351261.00407	LIGHT TRUCK	mitsubishi	FE 114	1989	1.300	22.000.000	28.600.000
1329	351261.00407	LIGHT TRUCK	mitsubishi	FE 114	1988	1.300	21.000.000	27.300.000
1330	351261.00407	LIGHT TRUCK	mitsubishi	FE 114	1987	1.300	20.000.000	26.000.000
1331	351261.00407	LIGHT TRUCK	mitsubishi	FE 114	1986	1.300	18.000.000	23.400.000
1332	351261.00407	LIGHT TRUCK	mitsubishi	FE 114	1985	1.300	17.000.000	22.100.000
1333	351261.00407	LIGHT TRUCK	mitsubishi	FE 114	1984	1.300	16.000.000	20.800.000
1334	351261.00407	LIGHT TRUCK	mitsubishi	FE 114	1983	1.300	15.000.000	19.500.000
1335	351261.00407	LIGHT TRUCK	mitsubishi	FE 114	1982	1.300	14.000.000	18.200.000
1336	351261.00407	LIGHT TRUCK	mitsubishi	FE 114	1981	1.300	13.000.000	16.900.000
1337	351261.00408	LIGHT TRUCK	mitsubishi	FE 119 6 BAN	1998	1.300	45.000.000	58.500.000
1338	351261.00408	LIGHT TRUCK	mitsubishi	FE 119 6 BAN	1997	1.300	43.000.000	55.900.000
1339	351261.00408	LIGHT TRUCK	mitsubishi	FE 119 6 BAN	1996	1.300	41.000.000	53.300.000
1340	351261.00408	LIGHT TRUCK	mitsubishi	FE 119 6 BAN	1995	1.300	37.000.000	48.100.000
1341	351261.00408	LIGHT TRUCK	mitsubishi	FE 119 6 BAN	1994	1.300	34.000.000	44.200.000
1342	351261.00408	LIGHT TRUCK	mitsubishi	FE 119 6 BAN	1993	1.300	32.000.000	41.600.000
1343	351261.00408	LIGHT TRUCK	mitsubishi	FE 119 6 BAN	1992	1.300	29.000.000	37.700.000
1344	351261.00408	LIGHT TRUCK	mitsubishi	FE 119 6 BAN	1991	1.300	27.000.000	35.100.000
1345	351261.00408	LIGHT TRUCK	mitsubishi	FE 119 6 BAN	1990	1.300	25.000.000	32.500.000
1346	351261.00408	LIGHT TRUCK	mitsubishi	FE 119 6 BAN	1989	1.300	24.000.000	31.200.000

NO	KODING	JENIS	MEREK	TIPE	TH BUAT	BOBOT	NJKB	DP PKB
1	2	3	4	5	6	7	8	9
1347	351261.00408	LIGHT TRUCK	MITSUBISHI	FE 119 6 BAN	1988	1.300	22,000,000	28,600,000
1348	351261.00408	LIGHT TRUCK	MITSUBISHI	FE 119 6 BAN	1987	1.300	20,000,000	26,000,000
1349	351261.00408	LIGHT TRUCK	MITSUBISHI	FE 119 6 BAN	1986	1.300	19,000,000	24,700,000
1350	351261.00408	LIGHT TRUCK	MITSUBISHI	FE 119 6 BAN	1985	1.300	17,000,000	22,100,000
1351	351261.00408	LIGHT TRUCK	MITSUBISHI	FE 119 6 BAN	1984	1.300	16,000,000	20,800,000
1352	351261.00408	LIGHT TRUCK	MITSUBISHI	FE 119 6 BAN	1983	1.300	15,000,000	19,500,000
1353	351261.00409	LIGHT TRUCK	MITSUBISHI	FE 301 B	1992	1.300	60,000,000	78,000,000
1354	351261.00410	LIGHT TRUCK	MITSUBISHI	FE 301 B, (VACUM TRUCK)	1998	1.300	62,000,000	80,600,000
1355	351261.00411	LIGHT TRUCK	MITSUBISHI	FE 304	2007	1.300	96,000,000	124,800,000
1356	351261.00411	LIGHT TRUCK	MITSUBISHI	FE 304	2006	1.300	94,000,000	122,200,000
1357	351261.00411	LIGHT TRUCK	MITSUBISHI	FE 304	2005	1.300	91,000,000	118,300,000
1358	351261.00411	LIGHT TRUCK	MITSUBISHI	FE 304	2004	1.300	84,000,000	109,200,000
1359	351261.00411	LIGHT TRUCK	MITSUBISHI	FE 304	2003	1.300	74,000,000	96,200,000
1360	351261.00411	LIGHT TRUCK	MITSUBISHI	FE 304	2002	1.300	69,000,000	89,700,000
1361	351261.00411	LIGHT TRUCK	MITSUBISHI	FE 304	2001	1.300	64,000,000	83,200,000
1362	351261.00411	LIGHT TRUCK	MITSUBISHI	FE 304	2000	1.300	55,000,000	71,500,000
1363	351261.00411	LIGHT TRUCK	MITSUBISHI	FE 304	1999	1.300	51,000,000	66,300,000
1364	351261.00411	LIGHT TRUCK	MITSUBISHI	FE 304	1998	1.300	47,000,000	61,100,000
1365	351261.00411	LIGHT TRUCK	MITSUBISHI	FE 304	1997	1.300	40,000,000	52,000,000
1366	351261.00412	LIGHT TRUCK	MITSUBISHI	FE 311 BN	1996	1.300	73,000,000	94,900,000
1367	351261.00413	LIGHT TRUCK	MITSUBISHI	FE 315 B	1996	1.300	63,000,000	81,900,000
1368	351261.00414	LIGHT TRUCK	MITSUBISHI	FE 315 BD	1999	1.300	95,000,000	123,500,000
1369	351261.00414	LIGHT TRUCK	MITSUBISHI	FE 315 BD	1998	1.300	90,000,000	117,000,000
1370	351261.00414	LIGHT TRUCK	MITSUBISHI	FE 315 BD	1997	1.300	85,000,000	110,500,000
1371	351261.00414	LIGHT TRUCK	MITSUBISHI	FE 315 BD	1996	1.300	83,000,000	107,900,000
1372	351261.00414	LIGHT TRUCK	MITSUBISHI	FE 315 BD	1995	1.300	76,000,000	98,800,000
1373	351261.00415	LIGHT TRUCK	MITSUBISHI	FE 331 BD	1996	1.300	83,000,000	107,900,000
1374	351261.00416	LIGHT TRUCK	MITSUBISHI	FE 334	2007	1.300	107,000,000	139,100,000
1375	351261.00416	LIGHT TRUCK	MITSUBISHI	FE 334	2006	1.300	105,000,000	136,500,000
1376	351261.00416	LIGHT TRUCK	MITSUBISHI	FE 334	2005	1.300	101,000,000	131,300,000
1377	351261.00416	LIGHT TRUCK	MITSUBISHI	FE 334	2004	1.300	96,000,000	124,800,000
1378	351261.00416	LIGHT TRUCK	MITSUBISHI	FE 334	2003	1.300	94,000,000	122,200,000
1379	351261.00416	LIGHT TRUCK	MITSUBISHI	FE 334	2002	1.300	89,000,000	115,700,000
1380	351261.00416	LIGHT TRUCK	MITSUBISHI	FE 334	2001	1.300	80,000,000	104,000,000
1381	351261.00416	LIGHT TRUCK	MITSUBISHI	FE 334	2000	1.300	68,000,000	88,400,000
1382	351261.00416	LIGHT TRUCK	MITSUBISHI	FE 334	1999	1.300	57,000,000	74,100,000
1383	351261.00416	LIGHT TRUCK	MITSUBISHI	FE 334	1998	1.300	49,000,000	63,700,000
1384	351261.00416	LIGHT TRUCK	MITSUBISHI	FE 334	1997	1.300	42,000,000	54,600,000
1385	351261.00416	LIGHT TRUCK	MITSUBISHI	FE 334	1996	1.300	35,000,000	45,500,000
1386	351261.00417	LIGHT TRUCK	MITSUBISHI	FE 334 H	2007	1.300	110,000,000	143,000,000
1387	351261.00417	LIGHT TRUCK	MITSUBISHI	FE 334 H	2006	1.300	108,000,000	140,400,000
1388	351261.00417	LIGHT TRUCK	MITSUBISHI	FE 334 H	2005	1.300	105,000,000	136,500,000
1389	351261.00417	LIGHT TRUCK	MITSUBISHI	FE 334 H	2004	1.300	101,000,000	131,300,000
1390	351261.00417	LIGHT TRUCK	MITSUBISHI	FE 334 H	2003	1.300	99,000,000	128,700,000
1391	351261.00417	LIGHT TRUCK	MITSUBISHI	FE 334 H	2002	1.300	96,000,000	124,800,000
1392	351261.00418	LIGHT TRUCK	MITSUBISHI	FE 334 HD	2006	1.300	117,000,000	152,100,000
1393	351261.00419	LIGHT TRUCK	MITSUBISHI	FE 334 LT	2006	1.300	109,000,000	141,700,000
1394	351261.00420	LIGHT TRUCK	MITSUBISHI	FE 335 E	1997	1.300	68,000,000	88,400,000
1395	351261.00420	LIGHT TRUCK	MITSUBISHI	FE 335 E	1996	1.300	67,000,000	87,100,000
1396	351261.00420	LIGHT TRUCK	MITSUBISHI	FE 335 E	1995	1.300	65,000,000	84,500,000
1397	351261.00421	LIGHT TRUCK	MITSUBISHI	FE 335 EV	1996	1.300	64,000,000	83,200,000
1398	351261.00422	LIGHT TRUCK	MITSUBISHI	FE 347	2007	1.300	131,000,000	170,300,000
1399	351261.00422	LIGHT TRUCK	MITSUBISHI	FE 347	2006	1.300	129,000,000	167,700,000
1400	351261.00422	LIGHT TRUCK	MITSUBISHI	FE 347	2005	1.300	125,000,000	162,500,000
1401	351261.00422	LIGHT TRUCK	MITSUBISHI	FE 347	2004	1.300	120,000,000	156,000,000
1402	351261.00422	LIGHT TRUCK	MITSUBISHI	FE 347	2003	1.300	118,000,000	153,400,000
1403	351261.00422	LIGHT TRUCK	MITSUBISHI	FE 347	2002	1.300	106,000,000	137,800,000
1404	351261.00422	LIGHT TRUCK	MITSUBISHI	FE 347	2001	1.300	98,000,000	127,400,000
1405	351261.00422	LIGHT TRUCK	MITSUBISHI	FE 347	2000	1.300	83,000,000	107,900,000
1406	351261.00422	LIGHT TRUCK	MITSUBISHI	FE 347	1999	1.300	70,000,000	91,000,000
1407	351261.00422	LIGHT TRUCK	MITSUBISHI	FE 347	1998	1.300	59,000,000	76,700,000
1408	351261.00422	LIGHT TRUCK	MITSUBISHI	FE 347	1997	1.300	50,000,000	65,000,000
1409	351261.00423	LIGHT TRUCK	MITSUBISHI	FE 347 LT	2006	1.300	133,000,000	172,900,000
1410	351261.00424	LIGHT TRUCK	MITSUBISHI	FE 349	2007	1.300	116,000,000	150,800,000
1411	351261.00424	LIGHT TRUCK	MITSUBISHI	FE 349	2006	1.300	114,000,000	148,200,000
1412	351261.00424	LIGHT TRUCK	MITSUBISHI	FE 349	2005	1.300	111,000,000	144,300,000
1413	351261.00424	LIGHT TRUCK	MITSUBISHI	FE 349	2004	1.300	107,000,000	139,100,000
1414	351261.00424	LIGHT TRUCK	MITSUBISHI	FE 349	2003	1.300	105,000,000	136,500,000
1415	351261.00424	LIGHT TRUCK	MITSUBISHI	FE 349	2002	1.300	96,000,000	124,800,000
1416	351261.00424	LIGHT TRUCK	MITSUBISHI	FE 349	2001	1.300	89,000,000	115,700,000
1417	351261.00424	LIGHT TRUCK	MITSUBISHI	FE 349	2000	1.300	76,000,000	98,800,000
1418	351261.00424	LIGHT TRUCK	MITSUBISHI	FE 349	1999	1.300	64,000,000	83,200,000
1419	351261.00424	LIGHT TRUCK	MITSUBISHI	FE 349	1998	1.300	54,000,000	70,200,000
1420	351261.00424	LIGHT TRUCK	MITSUBISHI	FE 349	1997	1.300	47,000,000	61,100,000
1421	351261.00426	LIGHT TRUCK	MITSUBISHI	FE 349 H	2007	1.300	121,000,000	157,300,000
1422	351261.00426	LIGHT TRUCK	MITSUBISHI	FE 349 H	2006	1.300	119,000,000	154,700,000
1423	351261.00426	LIGHT TRUCK	MITSUBISHI	FE 349 H	2005	1.300	115,000,000	149,500,000
1424	351261.00426	LIGHT TRUCK	MITSUBISHI	FE 349 H	2004	1.300	110,000,000	143,000,000
1425	351261.00426	LIGHT TRUCK	MITSUBISHI	FE 349 H	2003	1.300	105,000,000	136,500,000
1426	351261.00426	LIGHT TRUCK	MITSUBISHI	FE 349 H	2002	1.300	103,000,000	133,900,000
1427	351261.00427	LIGHT TRUCK	MITSUBISHI	FE 349 HD	2006	1.300	124,000,000	161,200,000
1428	351261.00427	LIGHT TRUCK	MITSUBISHI	FE 349 HD	2005	1.300	118,000,000	153,400,000
1429	351261.00427	LIGHT TRUCK	MITSUBISHI	FE 349 HD	2004	1.300	112,000,000	145,600,000
1430	351261.00428	LIGHT TRUCK	MITSUBISHI	FE 349 LT	2006	1.300	120,000,000	156,000,000
1431	351261.00429	LIGHT TRUCK	MITSUBISHI	FE 425 E	1986	1.300	65,000,000	84,500,000
1432	351261.00430	LIGHT TRUCK	MITSUBISHI	FE 434 E	1997	1.300	80,000,000	104,000,000
1433	351261.00430	LIGHT TRUCK	MITSUBISHI	FE 434 E	1996	1.300	75,000,000	97,500,000
1434	351261.00430	LIGHT TRUCK	MITSUBISHI	FE 434 E	1995	1.300	64,000,000	83,200,000
1435	351261.00431	LIGHT TRUCK	MITSUBISHI	FE 435 EV	1996	1.300	52,000,000	67,600,000
1436	351261.00432	LIGHT TRUCK	MITSUBISHI	FE 435 SEV	1996	1.300	84,000,000	109,200,000

NO	KODING	JENIS	MEREK	TIPE	TH BUAT	BOBOT	NJKB	DP PKB
1	2	3	4	5	6	7	8	9
1437	351261.00433	LIGHT TRUCK	MITSUBISHI	FE 437 E	1996	1.300	75,000,000	97,500,000
1438	351261.00434	LIGHT TRUCK	MITSUBISHI	FE 439 EV	1996	1.300	84,000,000	109,200,000
1439	351261.00435	LIGHT TRUCK	MITSUBISHI	FE 447	2007	1.300	136,000,000	176,800,000
1440	351261.00435	LIGHT TRUCK	MITSUBISHI	FE 447	2006	1.300	134,000,000	174,200,000
1441	351261.00435	LIGHT TRUCK	MITSUBISHI	FE 447	2005	1.300	127,000,000	165,100,000
1442	351261.00435	LIGHT TRUCK	MITSUBISHI	FE 447	2004	1.300	120,000,000	156,000,000
1443	351261.00435	LIGHT TRUCK	MITSUBISHI	FE 447	2003	1.300	118,000,000	153,400,000
1444	351261.00435	LIGHT TRUCK	MITSUBISHI	FE 447	2002	1.300	114,000,000	148,200,000
1445	351261.00435	LIGHT TRUCK	MITSUBISHI	FE 447	2001	1.300	105,000,000	136,500,000
1446	351261.00435	LIGHT TRUCK	MITSUBISHI	FE 447	2000	1.300	89,000,000	115,700,000
1447	351261.00435	LIGHT TRUCK	MITSUBISHI	FE 447	1999	1.300	76,000,000	98,800,000
1448	351261.00435	LIGHT TRUCK	MITSUBISHI	FE 447	1998	1.300	64,000,000	83,200,000
1449	351261.00435	LIGHT TRUCK	MITSUBISHI	FE 447	1997	1.300	54,000,000	70,200,000
1450	351261.00435	LIGHT TRUCK	MITSUBISHI	FE 447	1996	1.300	46,000,000	59,800,000
1451	351261.00436	LIGHT TRUCK	MITSUBISHI	FE 449	1997	1.300	45,000,000	58,500,000
1452	351261.00436	LIGHT TRUCK	MITSUBISHI	FE 449	1996	1.300	42,000,000	54,600,000
1453	351261.00436	LIGHT TRUCK	MITSUBISHI	FE 449	1995	1.300	38,000,000	49,400,000
1454	351261.00436	LIGHT TRUCK	MITSUBISHI	FE 449	1994	1.300	35,000,000	45,500,000
1455	351261.00436	LIGHT TRUCK	MITSUBISHI	FE 449	1993	1.300	32,000,000	41,600,000
1456	351261.00436	LIGHT TRUCK	MITSUBISHI	FE 449	1992	1.300	30,000,000	39,000,000
1457	351261.00436	LIGHT TRUCK	MITSUBISHI	FE 449	1991	1.300	28,000,000	36,400,000
1458	351261.00436	LIGHT TRUCK	MITSUBISHI	FE 449	1990	1.300	25,000,000	32,500,000
1459	351261.00436	LIGHT TRUCK	MITSUBISHI	FE 449	1989	1.300	24,000,000	31,200,000
1460	351261.00436	LIGHT TRUCK	MITSUBISHI	FE 449	1988	1.300	23,000,000	29,900,000
1461	351261.00436	LIGHT TRUCK	MITSUBISHI	FE 449	1987	1.300	21,000,000	27,300,000
1462	351261.00436	LIGHT TRUCK	MITSUBISHI	FE 449	1986	1.300	19,000,000	24,700,000
1463	351261.00436	LIGHT TRUCK	MITSUBISHI	FE 449	1985	1.300	18,000,000	23,400,000
1464	351261.00436	LIGHT TRUCK	MITSUBISHI	FE 449	1984	1.300	16,000,000	20,800,000
1465	351261.00436	LIGHT TRUCK	MITSUBISHI	FE 449	1983	1.300	15,000,000	19,500,000
1466	351261.00437	LIGHT TRUCK	MITSUBISHI	FE 637 C 4.2	1997	1.300	88,000,000	114,400,000
1467	351261.00437	LIGHT TRUCK	MITSUBISHI	FE 637 C 4.2	1996	1.300	86,000,000	111,800,000
1468	351261.00438	LIGHT TRUCK	MITSUBISHI	FE 639 E .4.0	1998	1.300	93,000,000	120,900,000
1469	351261.00439	LIGHT TRUCK	MITSUBISHI	FG 337 B	1997	1.300	101,000,000	131,300,000
1470	351261.00440	LIGHT TRUCK	MITSUBISHI	M 24	1992	1.300	18,000,000	23,400,000
1471	351261.00440	LIGHT TRUCK	MITSUBISHI	M 24	1991	1.300	16,000,000	20,800,000
1472	351261.00440	LIGHT TRUCK	MITSUBISHI	M 24	1990	1.300	14,000,000	18,200,000
1473	351261.00440	LIGHT TRUCK	MITSUBISHI	M 24	1989	1.300	13,000,000	16,900,000
1474	351261.00441	LIGHT TRUCK	MITSUBISHI	P-FE 335 E	1998	1.300	38,000,000	49,400,000
1475	351261.00442	LIGHT TRUCK	MITSUBISHI	RH 40	1998	1.300	90,000,000	117,000,000
1476	351261.00442	LIGHT TRUCK	MITSUBISHI	RH 40	1995	1.300	76,000,000	98,800,000
1477	351261.00443	LIGHT TRUCK	MITSUBISHI	T 200	1980	1.300	9,000,000	11,700,000
1478	351261.00444	LIGHT TRUCK	MITSUBISHI	T 210	1980	1.300	9,000,000	11,700,000
1479	351274.00001	LIGHT TRUCK	MULTICAR	24	1980	1.300	9,000,000	11,700,000
1480	351284.00242	LIGHT TRUCK	NISSAN	AMF 22 VFK	1991	1.300	28,000,000	36,400,000
1481	351284.00243	LIGHT TRUCK	NISSAN	BPR 70	1998	1.300	41,000,000	53,300,000
1482	351284.00243	LIGHT TRUCK	NISSAN	BPR 70	1997	1.300	37,000,000	48,100,000
1483	351284.00244	LIGHT TRUCK	NISSAN	CABALL	1981	1.300	12,000,000	15,600,000
1484	351284.00244	LIGHT TRUCK	NISSAN	CABALL	1980	1.300	7,000,000	9,100,000
1485	351284.00245	LIGHT TRUCK	NISSAN	CABSTAR F 23	1999	1.300	43,000,000	55,900,000
1486	351284.00246	LIGHT TRUCK	NISSAN	CABSTAR TD 25	1997	1.300	26,000,000	33,800,000
1487	351284.00247	LIGHT TRUCK	NISSAN	MKA 121 EHS, 4 BAN	2004	1.300	85,000,000	110,500,000
1488	351284.00247	LIGHT TRUCK	NISSAN	MKA 121 EHS, 4 BAN	2003	1.300	83,000,000	107,900,000
1489	351284.00247	LIGHT TRUCK	NISSAN	MKA 121 EHS, 4 BAN	2002	1.300	81,000,000	105,300,000
1490	351284.00247	LIGHT TRUCK	NISSAN	MKA 121 EHS, 4 BAN	2001	1.300	80,000,000	104,000,000
1491	351284.00248	LIGHT TRUCK	NISSAN	MKA 121 GHS, 6 BAN	2004	1.300	104,000,000	135,200,000
1492	351284.00248	LIGHT TRUCK	NISSAN	MKA 121 GHS, 6 BAN	2003	1.300	102,000,000	132,600,000
1493	351284.00249	LIGHT TRUCK	NISSAN	NU 41	2004	1.300	104,000,000	135,200,000
1494	351284.00249	LIGHT TRUCK	NISSAN	NU 41	2003	1.300	102,000,000	132,600,000
1495	351284.00249	LIGHT TRUCK	NISSAN	NU 41	2002	1.300	98,000,000	127,400,000
1496	351284.00249	LIGHT TRUCK	NISSAN	NU 41	2001	1.300	96,000,000	124,800,000
1497	351284.00250	LIGHT TRUCK	NISSAN	YU 41	2004	1.300	104,000,000	135,200,000
1498	351284.00250	LIGHT TRUCK	NISSAN	YU 41	2003	1.300	102,000,000	132,600,000
1499	351284.00250	LIGHT TRUCK	NISSAN	YU 41	2002	1.300	98,000,000	127,400,000
1500	351284.00250	LIGHT TRUCK	NISSAN	YU 41	2001	1.300	96,000,000	124,800,000
1501	351340.00001	LIGHT TRUCK	SHIFENG	SF 1305 / 2.200cc	2004	1.300	58,000,000	75,400,000
1502	351340.00001	LIGHT TRUCK	SHIFENG	SF 1305 / 2.200cc	2003	1.300	56,000,000	72,800,000
1503	351340.00001	LIGHT TRUCK	SHIFENG	SF 1305 / 2.200cc	2002	1.300	52,000,000	67,600,000
1504	351340.00002	LIGHT TRUCK	SHIFENG	SF 1605 CHALLENGER 3.298cc	2001	1.300	70,000,000	91,000,000
1505	351340.00003	LIGHT TRUCK	SHIFENG	SF 1605 DEDICATOR 3.298cc	2001	1.300	57,000,000	74,100,000
1506	351340.00004	LIGHT TRUCK	SHIFENG	SF 1605 P CHALLENGER 3.298cc	2001	1.300	73,000,000	94,900,000
1507	351369.00027	LIGHT TRUCK	TATA	LP 713 / 38 E2	2018	1.300	182,000,000	236,600,000
1508	351369.00048	LIGHT TRUCK	TATA	LPT 407 34WB CAB CHS	2019	1.300	126,000,000	163,800,000
1509	351369.00028	LIGHT TRUCK	TATA	LPT 407 EX2 CAB CHS	2019	1.300	137,000,000	178,100,000
1510	351369.00028	LIGHT TRUCK	TATA	LPT 407 EX2 CAB CHS	2018	1.300	131,000,000	170,300,000
1511	351369.00029	LIGHT TRUCK	TATA	LPT 913 EX2 / 34 WB	2018	1.300	147,000,000	191,100,000
1512	351369.00030	LIGHT TRUCK	TATA	LPT 913 EX2 CAB Chs	2014	1.300	144,000,000	187,200,000
1513	351369.00031	LIGHT TRUCK	TATA	ULTRA 1012 33 WB CAB CHASSIS	2018	1.300	119,000,000	154,700,000
1514	351369.00031	LIGHT TRUCK	TATA	ULTRA 1012 33 WB CAB CHASSIS	2017	1.300	117,000,000	152,100,000
1515	351369.00049	LIGHT TRUCK	TATA	ULTRA 1012 33 WB CAB CHS	2019	1.300	238,000,000	309,400,000
1516	351369.00032	LIGHT TRUCK	TATA	ULTRA 1012 45 WB CAB CHASSIS	2018	1.300	130,000,000	169,000,000
1517	351369.00032	LIGHT TRUCK	TATA	ULTRA 1012 45 WB CAB CHASSIS	2017	1.300	127,000,000	165,100,000
1518	351369.00050	LIGHT TRUCK	TATA	ULTRA 1012 45 WB CAB CHS	2019	1.300	243,000,000	315,900,000
1519	351369.00033	LIGHT TRUCK	TATA	ULTRA 1014 33 WB CAB CHASSIS	2018	1.300	121,000,000	157,300,000
1520	351369.00051	LIGHT TRUCK	TATA	ULTRA 1014 33 WB CAB CHS	2019	1.300	128,000,000	166,400,000
1521	351369.00034	LIGHT TRUCK	TATA	ULTRA 1014 45 WB CAB CHASSIS	2018	1.300	132,000,000	171,600,000
1522	351369.00052	LIGHT TRUCK	TATA	ULTRA 1014 45 WB CAB CHS	2019	1.300	139,000,000	180,700,000
1523	351381.00996	LIGHT TRUCK	TOYOTA	DYNA 110 ET	2016	1.300	194,000,000	252,200,000
1524	351381.00996	LIGHT TRUCK	TOYOTA	DYNA 110 ET	2015	1.300	188,000,000	244,400,000
1525	351381.00996	LIGHT TRUCK	TOYOTA	DYNA 110 ET	2014	1.300	161,000,000	209,300,000
1526	351381.00996	LIGHT TRUCK	TOYOTA	DYNA 110 ET	2013	1.300	153,000,000	198,900,000

NO	KODING	JENIS	MEREK	TIPE	TH BUAT	BOBOT	NJKB	DP PKB
1	2	3	4	5	6	7	8	9
1527	351381 00996	LIGHT TRUCK	TOYOTA	DYNA 110 ET	2012	1.300	145,000,000	188,500,000
1528	351381 00996	LIGHT TRUCK	TOYOTA	DYNA 110 ET	2011	1.300	134,000,000	174,200,000
1529	351381 00996	LIGHT TRUCK	TOYOTA	DYNA 110 ET	2010	1.300	125,000,000	162,500,000
1530	351381 00996	LIGHT TRUCK	TOYOTA	DYNA 110 ET	2009	1.300	118,000,000	153,400,000
1531	351381 00998	LIGHT TRUCK	TOYOTA	DYNA 110 ET 4X2 M/T (WU342R-TKMRHD3)	2019	1.300	247,000,000	321,100,000
1532	351381 00998	LIGHT TRUCK	TOYOTA	DYNA 110 ET 4X2 M/T (WU342R-TKMRHD3)	2018	1.300	235,000,000	305,500,000
1533	351381 00997	LIGHT TRUCK	TOYOTA	DYNA 110 ET (WU342R-TKMRHD3)	2017	1.300	219,000,000	284,700,000
1534	351381 00999	LIGHT TRUCK	TOYOTA	DYNA 110 FT	2016	1.300	186,000,000	241,800,000
1535	351381 00999	LIGHT TRUCK	TOYOTA	DYNA 110 FT	2015	1.300	177,000,000	230,100,000
1536	351381 00999	LIGHT TRUCK	TOYOTA	DYNA 110 FT	2014	1.300	168,000,000	218,400,000
1537	351381 00999	LIGHT TRUCK	TOYOTA	DYNA 110 FT	2013	1.300	144,000,000	187,200,000
1538	351381 00999	LIGHT TRUCK	TOYOTA	DYNA 110 FT	2012	1.300	137,000,000	178,100,000
1539	351381 00999	LIGHT TRUCK	TOYOTA	DYNA 110 FT	2011	1.300	130,000,000	169,000,000
1540	351381 00999	LIGHT TRUCK	TOYOTA	DYNA 110 FT	2010	1.300	120,000,000	156,000,000
1541	351381 00999	LIGHT TRUCK	TOYOTA	DYNA 110 FT	2009	1.300	113,000,000	146,900,000
1542	351381 01001	LIGHT TRUCK	TOYOTA	DYNA 110 FT 4X2 M/T (WU342R-TKMQHD3)	2019	1.300	241,000,000	313,300,000
1543	351381 01001	LIGHT TRUCK	TOYOTA	DYNA 110 FT 4X2 M/T (WU342R-TKMQHD3)	2018	1.300	229,000,000	297,700,000
1544	351381 01003	LIGHT TRUCK	TOYOTA	DYNA 110 FT LONG 4X2 M/T (WU352R-TKMQHD8)	2019	1.300	250,000,000	325,000,000
1545	351381 01003	LIGHT TRUCK	TOYOTA	DYNA 110 FT LONG 4X2 M/T (WU352R-TKMQHD8)	2018	1.300	238,000,000	309,400,000
1546	351381 01002	LIGHT TRUCK	TOYOTA	DYNA 110 FT LONG (WU352R-TKMQHD8)	2017	1.300	221,000,000	287,300,000
1547	351381 01000	LIGHT TRUCK	TOYOTA	DYNA 110 FT (WU342R-TKMQHD3)	2017	1.300	214,000,000	278,200,000
1548	351381 01004	LIGHT TRUCK	TOYOTA	DYNA 110 ST	2016	1.300	170,000,000	221,000,000
1549	351381 01004	LIGHT TRUCK	TOYOTA	DYNA 110 ST	2015	1.300	153,000,000	198,900,000
1550	351381 01004	LIGHT TRUCK	TOYOTA	DYNA 110 ST	2014	1.300	145,000,000	188,500,000
1551	351381 01004	LIGHT TRUCK	TOYOTA	DYNA 110 ST	2013	1.300	135,000,000	175,500,000
1552	351381 01004	LIGHT TRUCK	TOYOTA	DYNA 110 ST	2012	1.300	129,000,000	167,700,000
1553	351381 01004	LIGHT TRUCK	TOYOTA	DYNA 110 ST	2011	1.300	122,000,000	158,600,000
1554	351381 01004	LIGHT TRUCK	TOYOTA	DYNA 110 ST	2010	1.300	112,000,000	145,600,000
1555	351381 01004	LIGHT TRUCK	TOYOTA	DYNA 110 ST	2009	1.300	106,000,000	137,800,000
1556	351381 01004	LIGHT TRUCK	TOYOTA	DYNA 110 ST	2008	1.300	101,000,000	131,300,000
1557	351381 01004	LIGHT TRUCK	TOYOTA	DYNA 110 ST	2007	1.300	96,000,000	124,800,000
1558	351381 01007	LIGHT TRUCK	TOYOTA	DYNA 110 ST 4X2 M/T (WU302R-TKMLHD3)	2019	1.300	215,000,000	279,500,000
1559	351381 01007	LIGHT TRUCK	TOYOTA	DYNA 110 ST 4X2 M/T (WU302R-TKMLHD3)	2018	1.300	205,000,000	266,500,000
1560	351381 01008	LIGHT TRUCK	TOYOTA	DYNA 110 ST LONG	2016	1.300	175,000,000	227,500,000
1561	351381 01008	LIGHT TRUCK	TOYOTA	DYNA 110 ST LONG	2015	1.300	158,000,000	205,400,000
1562	351381 01008	LIGHT TRUCK	TOYOTA	DYNA 110 ST LONG	2014	1.300	146,000,000	189,800,000
1563	351381 01008	LIGHT TRUCK	TOYOTA	DYNA 110 ST LONG	2013	1.300	139,000,000	180,700,000
1564	351381 01008	LIGHT TRUCK	TOYOTA	DYNA 110 ST LONG	2012	1.300	132,000,000	171,600,000
1565	351381 01008	LIGHT TRUCK	TOYOTA	DYNA 110 ST LONG	2011	1.300	125,000,000	162,500,000
1566	351381 01010	LIGHT TRUCK	TOYOTA	DYNA 110 ST LONG 4X2 M/T (WU342R-TKMLHD8)	2019	1.300	222,000,000	288,600,000
1567	351381 01010	LIGHT TRUCK	TOYOTA	DYNA 110 ST LONG 4X2 M/T (WU342R-TKMLHD8)	2018	1.300	211,000,000	274,300,000
1568	351381 01009	LIGHT TRUCK	TOYOTA	DYNA 110 ST LONG (WU342R-TKMLHD8)	2017	1.300	202,000,000	262,600,000
1569	351381 01011	LIGHT TRUCK	TOYOTA	DYNA 110 ST RANSUS (CRANE)	2015	1.300	195,000,000	253,500,000
1570	351381 01005	LIGHT TRUCK	TOYOTA	DYNA 110 ST (WU302R-TKMLHD3)	2017	1.300	191,000,000	248,300,000
1571	351381 01006	LIGHT TRUCK	TOYOTA	DYNA 110 ST (WU342R-TKMTJD3)	2010	1.300	150,000,000	195,000,000
1572	351381 01012	LIGHT TRUCK	TOYOTA	DYNA 130 HT	2016	1.300	209,000,000	271,700,000
1573	351381 01012	LIGHT TRUCK	TOYOTA	DYNA 130 HT	2015	1.300	198,000,000	257,400,000
1574	351381 01012	LIGHT TRUCK	TOYOTA	DYNA 130 HT	2014	1.300	175,000,000	227,500,000
1575	351381 01012	LIGHT TRUCK	TOYOTA	DYNA 130 HT	2013	1.300	166,000,000	215,800,000
1576	351381 01012	LIGHT TRUCK	TOYOTA	DYNA 130 HT	2012	1.300	158,000,000	205,400,000
1577	351381 01012	LIGHT TRUCK	TOYOTA	DYNA 130 HT	2011	1.300	150,000,000	195,000,000
1578	351381 01012	LIGHT TRUCK	TOYOTA	DYNA 130 HT	2010	1.300	137,000,000	178,100,000
1579	351381 01012	LIGHT TRUCK	TOYOTA	DYNA 130 HT	2009	1.300	129,000,000	167,700,000
1580	351381 01014	LIGHT TRUCK	TOYOTA	DYNA 130 HT 4X2 M/T (WU342R-TKMTJD3)	2019	1.300	262,000,000	340,600,000
1581	351381 01014	LIGHT TRUCK	TOYOTA	DYNA 130 HT 4X2 M/T (WU342R-TKMTJD3)	2018	1.300	249,000,000	323,700,000
1582	351381 01016	LIGHT TRUCK	TOYOTA	DYNA 130 HT EKSPEDISI 4X2 M/T (WU342R-	2019	1.300	263,000,000	341,900,000
1583	351381 01016	LIGHT TRUCK	TOYOTA	DYNA 130 HT EKSPEDISI 4X2 M/T (WU342R-	2018	1.300	250,000,000	325,000,000
1584	351381 01017	LIGHT TRUCK	TOYOTA	DYNA 130 HT EKSPEDISI LONG (WU352R-	2017	1.300	236,000,000	306,800,000
1585	351381 01015	LIGHT TRUCK	TOYOTA	DYNA 130 HT EKSPEDISI (WU342R-TAMTJD3)	2017	1.300	229,000,000	297,700,000
1586	351381 01018	LIGHT TRUCK	TOYOTA	DYNA 130 HT EXTREME HI-GEAR 4X2 M/T	2019	1.300	266,000,000	345,800,000
1587	351381 01018	LIGHT TRUCK	TOYOTA	DYNA 130 HT EXTREME HI-GEAR 4X2 M/T	2018	1.300	253,000,000	328,900,000
1588	351381 01018	LIGHT TRUCK	TOYOTA	DYNA 130 HT EXTREME HI-GEAR 4X2 M/T	2017	1.300	241,000,000	313,300,000
1589	351381 01020	LIGHT TRUCK	TOYOTA	DYNA 130 HT HI-GEAR 4X2 M/T (WU342R-	2019	1.300	264,000,000	343,200,000
1590	351381 01020	LIGHT TRUCK	TOYOTA	DYNA 130 HT HI-GEAR 4X2 M/T (WU342R-	2018	1.300	251,000,000	326,300,000
1591	351381 01019	LIGHT TRUCK	TOYOTA	DYNA 130 HT HI-GEAR (WU342R-TKMTJD3)	2017	1.300	235,000,000	305,500,000
1592	351381 01021	LIGHT TRUCK	TOYOTA	DYNA 130 HT LONG EKSPEDISI 4X2 M/T (WU352R-	2019	1.300	272,000,000	353,600,000
1593	351381 01021	LIGHT TRUCK	TOYOTA	DYNA 130 HT LONG EKSPEDISI 4X2 M/T (WU352R-	2018	1.300	259,000,000	336,700,000
1594	351381 01023	LIGHT TRUCK	TOYOTA	DYNA 130 HT LONG EKSPEDISI HI-GEAR 4X2 M/T	2019	1.300	272,000,000	353,600,000
1595	351381 01023	LIGHT TRUCK	TOYOTA	DYNA 130 HT LONG EKSPEDISI HI-GEAR 4X2 M/T	2018	1.300	259,000,000	336,700,000
1596	351381 01022	LIGHT TRUCK	TOYOTA	DYNA 130 HT LONG EKSPEDISI HI-GEAR 4X2	2017	1.300	236,000,000	306,800,000
1597	351381 01024	LIGHT TRUCK	TOYOTA	DYNA 130 HT OFF ROAD HI-GEAR 4X2 M/T	2019	1.300	281,000,000	365,300,000
1598	351381 01024	LIGHT TRUCK	TOYOTA	DYNA 130 HT OFF ROAD HI-GEAR 4X2 M/T	2018	1.300	267,000,000	347,100,000
1599	351381 01013	LIGHT TRUCK	TOYOTA	DYNA 130 HT (WU342R-TKMTJD3)	2017	1.300	235,000,000	305,500,000
1600	351381 01025	LIGHT TRUCK	TOYOTA	DYNA 130 XT	2016	1.300	207,000,000	269,100,000
1601	351381 01025	LIGHT TRUCK	TOYOTA	DYNA 130 XT	2015	1.300	197,000,000	256,100,000
1602	351381 01025	LIGHT TRUCK	TOYOTA	DYNA 130 XT	2014	1.300	174,000,000	226,200,000
1603	351381 01025	LIGHT TRUCK	TOYOTA	DYNA 130 XT	2013	1.300	165,000,000	214,500,000
1604	351381 01025	LIGHT TRUCK	TOYOTA	DYNA 130 XT	2012	1.300	157,000,000	204,100,000
1605	351381 01025	LIGHT TRUCK	TOYOTA	DYNA 130 XT	2011	1.300	149,000,000	193,700,000
1606	351381 01025	LIGHT TRUCK	TOYOTA	DYNA 130 XT	2010	1.300	135,000,000	175,500,000
1607	351381 01025	LIGHT TRUCK	TOYOTA	DYNA 130 XT	2009	1.300	127,000,000	165,100,000
1608	351381 01027	LIGHT TRUCK	TOYOTA	DYNA 130 XT 4X2 M/T (WU342R-TKMRJD3)	2019	1.300	258,000,000	335,400,000
1609	351381 01027	LIGHT TRUCK	TOYOTA	DYNA 130 XT 4X2 M/T (WU342R-TKMRJD3)	2018	1.300	246,000,000	319,800,000
1610	351381 01028	LIGHT TRUCK	TOYOTA	DYNA 130 XT LONG	2016	1.300	215,000,000	279,500,000
1611	351381 01028	LIGHT TRUCK	TOYOTA	DYNA 130 XT LONG	2015	1.300	204,000,000	265,200,000
1612	351381 01028	LIGHT TRUCK	TOYOTA	DYNA 130 XT LONG	2014	1.300	194,000,000	252,200,000
1613	351381 01028	LIGHT TRUCK	TOYOTA	DYNA 130 XT LONG	2013	1.300	170,000,000	221,000,000
1614	351381 01028	LIGHT TRUCK	TOYOTA	DYNA 130 XT LONG	2012	1.300	162,000,000	210,600,000
1615	351381 01028	LIGHT TRUCK	TOYOTA	DYNA 130 XT LONG	2011	1.300	154,000,000	200,200,000
1616	351381 01028	LIGHT TRUCK	TOYOTA	DYNA 130 XT LONG	2010	1.300	146,000,000	189,800,000

NO	KODING	JENIS	MEREK	TIPE	TH BUAT	BOBOT	NJKB	DP PKB
1	2	3	4	5	6	7	8	9
1617	351381 01030	LIGHT TRUCK	TOYOTA	DYNA 130 XT LONG 4X2 M/T (WU352R-TKMRJD8)	2019	1.300	266,000,000	345,800,000
1618	351381 01030	LIGHT TRUCK	TOYOTA	DYNA 130 XT LONG 4X2 M/T (WU352R-TKMRJD8)	2018	1.300	253,000,000	328,900,000
1619	351381 01031	LIGHT TRUCK	TOYOTA	DYNA 130 XT LONG HI-GEAR 4X2 M/T (WU352R-	2019	1.300	266,000,000	345,800,000
1620	351381 01031	LIGHT TRUCK	TOYOTA	DYNA 130 XT LONG HI-GEAR 4X2 M/T (WU352R-	2018	1.300	253,000,000	328,900,000
1621	351381 01029	LIGHT TRUCK	TOYOTA	DYNA 130 XT LONG (WU342R-TKMRJD8)	2017	1.300	243,000,000	315,900,000
1622	351381 01026	LIGHT TRUCK	TOYOTA	DYNA 130 XT (WU342R-TKMRJD3)	2017	1.300	231,000,000	300,300,000
1623	351381 01032	LIGHT TRUCK	TOYOTA	DYNA BU 30 ST (4 BAN) 115 PS	2007	1.300	96,000,000	124,800,000
1624	351381 01032	LIGHT TRUCK	TOYOTA	DYNA BU 30 ST (4 BAN) 115 PS	2006	1.300	94,000,000	122,200,000
1625	351381 01032	LIGHT TRUCK	TOYOTA	DYNA BU 30 ST (4 BAN) 115 PS	2005	1.300	86,000,000	111,800,000
1626	351381 01033	LIGHT TRUCK	TOYOTA	DYNA BU 34 ET (6 BAN) 115 PS	2007	1.300	102,000,000	132,600,000
1627	351381 01033	LIGHT TRUCK	TOYOTA	DYNA BU 34 ET (6 BAN) 115 PS	2006	1.300	100,000,000	130,000,000
1628	351381 01033	LIGHT TRUCK	TOYOTA	DYNA BU 34 ET (6 BAN) 115 PS	2005	1.300	91,000,000	118,300,000
1629	351381 01034	LIGHT TRUCK	TOYOTA	DYNA DIESEL 4 CYL 2997cc	1985	1.300	19,000,000	24,700,000
1630	351381 01034	LIGHT TRUCK	TOYOTA	DYNA DIESEL 4 CYL 2997cc	1984	1.300	18,000,000	23,400,000
1631	351381 01034	LIGHT TRUCK	TOYOTA	DYNA DIESEL 4 CYL 2997cc	1983	1.300	17,000,000	22,100,000
1632	351381 01034	LIGHT TRUCK	TOYOTA	DYNA DIESEL 4 CYL 2997cc	1982	1.300	16,000,000	20,800,000
1633	351381 01034	LIGHT TRUCK	TOYOTA	DYNA DIESEL 4 CYL 2997cc	1981	1.300	15,000,000	19,500,000
1634	351381 01034	LIGHT TRUCK	TOYOTA	DYNA DIESEL 4 CYL 2997cc	1980	1.300	9,000,000	11,700,000
1635	351381 01035	LIGHT TRUCK	TOYOTA	DYNA LONG 3.700 BU343R-TKMQSD3	2007	1.300	93,000,000	120,900,000
1636	351381 01035	LIGHT TRUCK	TOYOTA	DYNA LONG 3.700 BU343R-TKMQSD3	2006	1.300	91,000,000	118,300,000
1637	351381 01035	LIGHT TRUCK	TOYOTA	DYNA LONG 3.700 BU343R-TKMQSD3	2005	1.300	89,000,000	115,700,000
1638	351381 01035	LIGHT TRUCK	TOYOTA	DYNA LONG 3.700 BU343R-TKMQSD3	2004	1.300	88,000,000	114,400,000
1639	351381 01035	LIGHT TRUCK	TOYOTA	DYNA LONG 3.700 BU343R-TKMQSD3	2003	1.300	87,000,000	113,100,000
1640	351381 01035	LIGHT TRUCK	TOYOTA	DYNA LONG 3.700 BU343R-TKMQSD3	2002	1.300	85,000,000	110,500,000
1641	351381 01036	LIGHT TRUCK	TOYOTA	DYNA LONG 4.000 WU340R-TKMQSD3	2007	1.300	106,000,000	137,800,000
1642	351381 01036	LIGHT TRUCK	TOYOTA	DYNA LONG 4.000 WU340R-TKMQSD3	2006	1.300	104,000,000	135,200,000
1643	351381 01036	LIGHT TRUCK	TOYOTA	DYNA LONG 4.000 WU340R-TKMQSD3	2005	1.300	102,000,000	132,600,000
1644	351381 01036	LIGHT TRUCK	TOYOTA	DYNA LONG 4.000 WU340R-TKMQSD3	2004	1.300	101,000,000	131,300,000
1645	351381 01036	LIGHT TRUCK	TOYOTA	DYNA LONG 4.000 WU340R-TKMQSD3	2003	1.300	100,000,000	130,000,000
1646	351381 01036	LIGHT TRUCK	TOYOTA	DYNA LONG 4.000 WU340R-TKMQSD3	2002	1.300	98,000,000	127,400,000
1647	351381 01037	LIGHT TRUCK	TOYOTA	DYNA LONG 4.000 WU340R-TKMRS D3	2007	1.300	107,000,000	139,100,000
1648	351381 01037	LIGHT TRUCK	TOYOTA	DYNA LONG 4.000 WU340R-TKMRS D3	2006	1.300	105,000,000	136,500,000
1649	351381 01037	LIGHT TRUCK	TOYOTA	DYNA LONG 4.000 WU340R-TKMRS D3	2005	1.300	103,000,000	133,900,000
1650	351381 01037	LIGHT TRUCK	TOYOTA	DYNA LONG 4.000 WU340R-TKMRS D3	2004	1.300	102,000,000	132,600,000
1651	351381 01037	LIGHT TRUCK	TOYOTA	DYNA LONG 4.000 WU340R-TKMRS D3	2003	1.300	101,000,000	131,300,000
1652	351381 01037	LIGHT TRUCK	TOYOTA	DYNA LONG 4.000 WU340R-TKMRS D3	2002	1.300	98,000,000	127,400,000
1653	351381 01038	LIGHT TRUCK	TOYOTA	DYNA LONG 4.600 XZU342R-TKMQSD3	2007	1.300	119,000,000	154,700,000
1654	351381 01038	LIGHT TRUCK	TOYOTA	DYNA LONG 4.600 XZU342R-TKMQSD3	2006	1.300	117,000,000	152,100,000
1655	351381 01038	LIGHT TRUCK	TOYOTA	DYNA LONG 4.600 XZU342R-TKMQSD3	2005	1.300	115,000,000	149,500,000
1656	351381 01038	LIGHT TRUCK	TOYOTA	DYNA LONG 4.600 XZU342R-TKMQSD3	2004	1.300	113,000,000	146,900,000
1657	351381 01038	LIGHT TRUCK	TOYOTA	DYNA LONG 4.600 XZU342R-TKMQSD3	2003	1.300	109,000,000	141,700,000
1658	351381 01038	LIGHT TRUCK	TOYOTA	DYNA LONG 4.600 XZU342R-TKMQSD3	2002	1.300	102,000,000	132,600,000
1659	351381 01039	LIGHT TRUCK	TOYOTA	DYNA RINO BU 62	1996	1.300	54,000,000	70,200,000
1660	351381 01040	LIGHT TRUCK	TOYOTA	DYNA RINO BU 66	1996	1.300	54,000,000	70,200,000
1661	351381 01041	LIGHT TRUCK	TOYOTA	DYNA RINO BU 69 (6 BAN) VACUM TRUCK	1998	1.300	55,000,000	71,500,000
1662	351381 01042	LIGHT TRUCK	TOYOTA	DYNA RINO BU 88 (6 BAN)	2004	1.300	89,000,000	115,700,000
1663	351381 01042	LIGHT TRUCK	TOYOTA	DYNA RINO BU 88 (6 BAN)	2003	1.300	87,000,000	113,100,000
1664	351381 01042	LIGHT TRUCK	TOYOTA	DYNA RINO BU 88 (6 BAN)	2002	1.300	85,000,000	110,500,000
1665	351381 01042	LIGHT TRUCK	TOYOTA	DYNA RINO BU 88 (6 BAN)	2001	1.300	83,000,000	107,900,000
1666	351381 01042	LIGHT TRUCK	TOYOTA	DYNA RINO BU 88 (6 BAN)	2000	1.300	79,000,000	102,700,000
1667	351381 01043	LIGHT TRUCK	TOYOTA	DYNA RINO BY 32 (4 BAN)	2004	1.300	84,000,000	109,200,000
1668	351381 01043	LIGHT TRUCK	TOYOTA	DYNA RINO BY 32 (4 BAN)	2003	1.300	82,000,000	106,600,000
1669	351381 01043	LIGHT TRUCK	TOYOTA	DYNA RINO BY 32 (4 BAN)	2002	1.300	73,000,000	94,900,000
1670	351381 01043	LIGHT TRUCK	TOYOTA	DYNA RINO BY 32 (4 BAN)	2001	1.300	70,000,000	91,000,000
1671	351381 01043	LIGHT TRUCK	TOYOTA	DYNA RINO BY 32 (4 BAN)	2000	1.300	61,000,000	79,300,000
1672	351381 01043	LIGHT TRUCK	TOYOTA	DYNA RINO BY 32 (4 BAN)	1999	1.300	54,000,000	70,200,000
1673	351381 01043	LIGHT TRUCK	TOYOTA	DYNA RINO BY 32 (4 BAN)	1998	1.300	48,000,000	62,400,000
1674	351381 01043	LIGHT TRUCK	TOYOTA	DYNA RINO BY 32 (4 BAN)	1997	1.300	42,000,000	54,600,000
1675	351381 01043	LIGHT TRUCK	TOYOTA	DYNA RINO BY 32 (4 BAN)	1996	1.300	36,000,000	46,800,000
1676	351381 01043	LIGHT TRUCK	TOYOTA	DYNA RINO BY 32 (4 BAN)	1995	1.300	31,000,000	40,300,000
1677	351381 01043	LIGHT TRUCK	TOYOTA	DYNA RINO BY 32 (4 BAN)	1994	1.300	27,000,000	35,100,000
1678	351381 01043	LIGHT TRUCK	TOYOTA	DYNA RINO BY 32 (4 BAN)	1993	1.300	25,000,000	32,500,000
1679	351381 01043	LIGHT TRUCK	TOYOTA	DYNA RINO BY 32 (4 BAN)	1992	1.300	24,000,000	31,200,000
1680	351381 01043	LIGHT TRUCK	TOYOTA	DYNA RINO BY 32 (4 BAN)	1991	1.300	22,000,000	28,600,000
1681	351381 01043	LIGHT TRUCK	TOYOTA	DYNA RINO BY 32 (4 BAN)	1990	1.300	21,000,000	27,300,000
1682	351381 01043	LIGHT TRUCK	TOYOTA	DYNA RINO BY 32 (4 BAN)	1989	1.300	19,000,000	24,700,000
1683	351381 01043	LIGHT TRUCK	TOYOTA	DYNA RINO BY 32 (4 BAN)	1988	1.300	18,000,000	23,400,000
1684	351381 01043	LIGHT TRUCK	TOYOTA	DYNA RINO BY 32 (4 BAN)	1987	1.300	16,000,000	20,800,000
1685	351381 01043	LIGHT TRUCK	TOYOTA	DYNA RINO BY 32 (4 BAN)	1986	1.300	15,000,000	19,500,000
1686	351381 01043	LIGHT TRUCK	TOYOTA	DYNA RINO BY 32 (4 BAN)	1985	1.300	14,000,000	18,200,000
1687	351381 01043	LIGHT TRUCK	TOYOTA	DYNA RINO BY 32 (4 BAN)	1984	1.300	13,000,000	16,900,000
1688	351381 01044	LIGHT TRUCK	TOYOTA	DYNA RINO BY 33 (4 BAN)	2004	1.300	84,000,000	109,200,000
1689	351381 01044	LIGHT TRUCK	TOYOTA	DYNA RINO BY 33 (4 BAN)	2003	1.300	82,000,000	106,600,000
1690	351381 01044	LIGHT TRUCK	TOYOTA	DYNA RINO BY 33 (4 BAN)	2002	1.300	73,000,000	94,900,000
1691	351381 01044	LIGHT TRUCK	TOYOTA	DYNA RINO BY 33 (4 BAN)	2001	1.300	70,000,000	91,000,000
1692	351381 01044	LIGHT TRUCK	TOYOTA	DYNA RINO BY 33 (4 BAN)	2000	1.300	61,000,000	79,300,000
1693	351381 01044	LIGHT TRUCK	TOYOTA	DYNA RINO BY 33 (4 BAN)	1999	1.300	54,000,000	70,200,000
1694	351381 01044	LIGHT TRUCK	TOYOTA	DYNA RINO BY 33 (4 BAN)	1998	1.300	48,000,000	62,400,000
1695	351381 01044	LIGHT TRUCK	TOYOTA	DYNA RINO BY 33 (4 BAN)	1997	1.300	42,000,000	54,600,000
1696	351381 01044	LIGHT TRUCK	TOYOTA	DYNA RINO BY 33 (4 BAN)	1996	1.300	36,000,000	46,800,000
1697	351381 01044	LIGHT TRUCK	TOYOTA	DYNA RINO BY 33 (4 BAN)	1995	1.300	31,000,000	40,300,000
1698	351381 01044	LIGHT TRUCK	TOYOTA	DYNA RINO BY 33 (4 BAN)	1994	1.300	27,000,000	35,100,000
1699	351381 01044	LIGHT TRUCK	TOYOTA	DYNA RINO BY 33 (4 BAN)	1993	1.300	25,000,000	32,500,000
1700	351381 01044	LIGHT TRUCK	TOYOTA	DYNA RINO BY 33 (4 BAN)	1992	1.300	24,000,000	31,200,000
1701	351381 01044	LIGHT TRUCK	TOYOTA	DYNA RINO BY 33 (4 BAN)	1991	1.300	22,000,000	28,600,000
1702	351381 01044	LIGHT TRUCK	TOYOTA	DYNA RINO BY 33 (4 BAN)	1990	1.300	21,000,000	27,300,000
1703	351381 01044	LIGHT TRUCK	TOYOTA	DYNA RINO BY 33 (4 BAN)	1989	1.300	19,000,000	24,700,000
1704	351381 01044	LIGHT TRUCK	TOYOTA	DYNA RINO BY 33 (4 BAN)	1988	1.300	18,000,000	23,400,000
1705	351381 01044	LIGHT TRUCK	TOYOTA	DYNA RINO BY 33 (4 BAN)	1987	1.300	16,000,000	20,800,000
1706	351381 01044	LIGHT TRUCK	TOYOTA	DYNA RINO BY 33 (4 BAN)	1986	1.300	15,000,000	19,500,000

NO	KODING	JENIS	MEREK	TIPE	TH BUAT	BOBOT	NJKB	DP PKB
1	2	3	4	5	6	7	8	9
1797	351381 01049	LIGHT TRUCK	TOYOTA	DYNA RINO BY 43 (6 BAN)	1983	1.300	13,000,000	16,900,000
1798	351381 01049	LIGHT TRUCK	TOYOTA	DYNA RINO BY 43 (6 BAN)	1982	1.300	12,000,000	15,600,000
1799	351381 01049	LIGHT TRUCK	TOYOTA	DYNA RINO BY 43 (6 BAN)	1981	1.300	11,000,000	14,300,000
1800	351381 01049	LIGHT TRUCK	TOYOTA	DYNA RINO BY 43 (6 BAN)	1980	1.300	10,000,000	13,000,000
1801	351381 01050	LIGHT TRUCK	TOYOTA	DYNA SHORT 3.700 BU303R-TKMLSD3	2007	1.300	85,000,000	110,500,000
1802	351381 01050	LIGHT TRUCK	TOYOTA	DYNA SHORT 3.700 BU303R-TKMLSD3	2006	1.300	83,000,000	107,900,000
1803	351381 01050	LIGHT TRUCK	TOYOTA	DYNA SHORT 3.700 BU303R-TKMLSD3	2005	1.300	82,000,000	106,600,000
1804	351381 01050	LIGHT TRUCK	TOYOTA	DYNA SHORT 3.700 BU303R-TKMLSD3	2004	1.300	81,000,000	105,300,000
1805	351381 01050	LIGHT TRUCK	TOYOTA	DYNA SHORT 3.700 BU303R-TKMLSD3	2003	1.300	79,000,000	102,700,000
1806	351381 01050	LIGHT TRUCK	TOYOTA	DYNA SHORT 3.700 BU303R-TKMLSD3	2002	1.300	77,000,000	100,100,000
1807	351381 01051	LIGHT TRUCK	TOYOTA	DYNA WU 34 HT (6 BAN) 125 PS	2007	1.300	120,000,000	156,000,000
1808	351381 01051	LIGHT TRUCK	TOYOTA	DYNA WU 34 HT (6 BAN) 125 PS	2006	1.300	118,000,000	153,400,000
1809	351381 01051	LIGHT TRUCK	TOYOTA	DYNA WU 34 HT (6 BAN) 125 PS	2005	1.300	109,000,000	141,700,000
1810	351381 01052	LIGHT TRUCK	TOYOTA	DYNA WU 34 LT (6 BAN) 125 PS	2007	1.300	117,000,000	152,100,000
1811	351381 01052	LIGHT TRUCK	TOYOTA	DYNA WU 34 LT (6 BAN) 125 PS	2006	1.300	115,000,000	149,500,000
1812	351381 01052	LIGHT TRUCK	TOYOTA	DYNA WU 34 LT (6 BAN) 125 PS	2005	1.300	106,000,000	137,800,000
1813	351381 01053	LIGHT TRUCK	TOYOTA	DYNA XZ 34 GT (6 BAN) 140PS	2007	1.300	129,000,000	167,700,000
1814	351381 01053	LIGHT TRUCK	TOYOTA	DYNA XZ 34 GT (6 BAN) 140PS	2006	1.300	126,000,000	163,800,000
1815	351381 01053	LIGHT TRUCK	TOYOTA	DYNA XZ 34 GT (6 BAN) 140PS	2005	1.300	121,000,000	157,300,000
1816	351381 01054	LIGHT TRUCK	TOYOTA	LN 100, 4000cc	1997	1.300	50,000,000	65,000,000
1817	351381 01055	LIGHT TRUCK	TOYOTA	NEW DYNA 110 ET (WU342R-TKMQAD3)	2012	1.300	136,000,000	176,800,000
1818	351381 01055	LIGHT TRUCK	TOYOTA	NEW DYNA 110 ET (WU342R-TKMQAD3)	2011	1.300	124,000,000	161,200,000
1819	351381 01055	LIGHT TRUCK	TOYOTA	NEW DYNA 110 ET (WU342R-TKMQAD3)	2010	1.300	116,000,000	150,800,000
1820	351381 01055	LIGHT TRUCK	TOYOTA	NEW DYNA 110 ET (WU342R-TKMQAD3)	2009	1.300	109,000,000	141,700,000
1821	351381 01055	LIGHT TRUCK	TOYOTA	NEW DYNA 110 ET (WU342R-TKMQAD3)	2008	1.300	104,000,000	135,200,000
1822	351381 01055	LIGHT TRUCK	TOYOTA	NEW DYNA 110 ET (WU342R-TKMQAD3)	2007	1.300	95,000,000	123,500,000
1823	351381 01055	LIGHT TRUCK	TOYOTA	NEW DYNA 110 ET (WU342R-TKMQAD3)	2006	1.300	93,000,000	120,900,000
1824	351381 01056	LIGHT TRUCK	TOYOTA	NEW DYNA 110 ST (WU302R-TKMLAD3)	2012	1.300	128,000,000	166,400,000
1825	351381 01056	LIGHT TRUCK	TOYOTA	NEW DYNA 110 ST (WU302R-TKMLAD3)	2011	1.300	116,000,000	150,800,000
1826	351381 01056	LIGHT TRUCK	TOYOTA	NEW DYNA 110 ST (WU302R-TKMLAD3)	2010	1.300	108,000,000	140,400,000
1827	351381 01056	LIGHT TRUCK	TOYOTA	NEW DYNA 110 ST (WU302R-TKMLAD3)	2009	1.300	102,000,000	132,600,000
1828	351381 01056	LIGHT TRUCK	TOYOTA	NEW DYNA 110 ST (WU302R-TKMLAD3)	2008	1.300	97,000,000	126,100,000
1829	351381 01056	LIGHT TRUCK	TOYOTA	NEW DYNA 110 ST (WU302R-TKMLAD3)	2007	1.300	90,000,000	117,000,000
1830	351381 01056	LIGHT TRUCK	TOYOTA	NEW DYNA 110 ST (WU302R-TKMLAD3)	2006	1.300	85,000,000	110,500,000
1831	351381 01057	LIGHT TRUCK	TOYOTA	NEW DYNA 130 HT (WU342R-TKMRBD3)	2013	1.300	164,000,000	213,200,000
1832	351381 01057	LIGHT TRUCK	TOYOTA	NEW DYNA 130 HT (WU342R-TKMRBD3)	2012	1.300	156,000,000	202,800,000
1833	351381 01057	LIGHT TRUCK	TOYOTA	NEW DYNA 130 HT (WU342R-TKMRBD3)	2011	1.300	142,000,000	184,600,000
1834	351381 01057	LIGHT TRUCK	TOYOTA	NEW DYNA 130 HT (WU342R-TKMRBD3)	2010	1.300	133,000,000	172,900,000
1835	351381 01057	LIGHT TRUCK	TOYOTA	NEW DYNA 130 HT (WU342R-TKMRBD3)	2009	1.300	125,000,000	162,500,000
1836	351381 01057	LIGHT TRUCK	TOYOTA	NEW DYNA 130 HT (WU342R-TKMRBD3)	2008	1.300	119,000,000	154,700,000
1837	351381 01057	LIGHT TRUCK	TOYOTA	NEW DYNA 130 HT (WU342R-TKMRBD3)	2007	1.300	109,000,000	141,700,000
1838	351381 01057	LIGHT TRUCK	TOYOTA	NEW DYNA 130 HT (WU342R-TKMRBD3)	2006	1.300	107,000,000	139,100,000
1839	351381 01058	LIGHT TRUCK	TOYOTA	NEW DYNA 130 LT (WU342R-TKMQBD3)	2012	1.300	153,000,000	198,900,000
1840	351381 01058	LIGHT TRUCK	TOYOTA	NEW DYNA 130 LT (WU342R-TKMQBD3)	2011	1.300	139,000,000	180,700,000
1841	351381 01058	LIGHT TRUCK	TOYOTA	NEW DYNA 130 LT (WU342R-TKMQBD3)	2010	1.300	130,000,000	169,000,000
1842	351381 01058	LIGHT TRUCK	TOYOTA	NEW DYNA 130 LT (WU342R-TKMQBD3)	2009	1.300	123,000,000	159,900,000
1843	351381 01058	LIGHT TRUCK	TOYOTA	NEW DYNA 130 LT (WU342R-TKMQBD3)	2008	1.300	117,000,000	152,100,000
1844	351381 01058	LIGHT TRUCK	TOYOTA	NEW DYNA 130 LT (WU342R-TKMQBD3)	2007	1.300	108,000,000	140,400,000
1845	351381 01058	LIGHT TRUCK	TOYOTA	NEW DYNA 130 LT (WU342R-TKMQBD3)	2006	1.300	106,000,000	137,800,000
1846	401790 00075	LIGHT TRUCK	UD TRUCKS	RKE 150 4X2R WB3350MM HD	2019	1.300	150,000,000	195,000,000
1847	401790 00075	LIGHT TRUCK	UD TRUCKS	RKE 150 4X2R WB3350MM HD	2018	1.300	117,000,000	152,100,000
1848	351640 11949	LIGHT TRUCK	UD TRUCKS	RKE 150 4X2R WB3350MM HD AC	2019	1.300	152,000,000	197,600,000
1849		LIGHT TRUCK			2018	1.300	119,000,000	154,700,000
1850	351640 12049	LIGHT TRUCK	UD TRUCKS	RKE 150 4X2R WB3350MM HD ACT	2019	1.300	154,000,000	200,200,000
1851		LIGHT TRUCK			2018	1.300	121,000,000	157,300,000
1852	351640 12149	LIGHT TRUCK	UD TRUCKS	RKE 150 4X2R WB3350MM XHD	2019	1.300	154,000,000	200,200,000
1853	351640 12249	LIGHT TRUCK	UD TRUCKS	RKE 150 4X2R WB3350MM XHD AC	2019	1.300	156,000,000	202,800,000
1854	351640 12349	LIGHT TRUCK	UD TRUCKS	RKE 150 4X2R WB3350MM XHD ACT	2019	1.300	158,000,000	205,400,000
1855	351640 12449	LIGHT TRUCK	UD TRUCKS	RKE 150 4X2R WB3850MM HD	2019	1.300	160,000,000	208,000,000
1856		LIGHT TRUCK			2018	1.300	119,000,000	154,700,000
1857	351640 12549	LIGHT TRUCK	UD TRUCKS	RKE 150 4X2R WB3850MM HD AC	2019	1.300	165,000,000	214,500,000
1858		LIGHT TRUCK			2018	1.300	122,000,000	158,600,000
1859	351640 12649	LIGHT TRUCK	UD TRUCKS	RKE 150 4X2R WB3850MM HD ACT	2019	1.300	166,000,000	215,800,000
1860		LIGHT TRUCK			2018	1.300	123,000,000	159,900,000
1861	351401 18426	LIGHT TRUCK	VOLVO	RKE 150 4X2R WB3850MM HD	2019	1.300	160,000,000	208,000,000
1862	351401 18526	LIGHT TRUCK	VOLVO	RKE 150 4X2R WB3850MM HD AC	2019	1.300	165,000,000	214,500,000
1863	351401 18626	LIGHT TRUCK	VOLVO	RKE 150 4X2R WB3850MM HD ACT	2019	1.300	166,000,000	215,800,000
1864	351401 17826	LIGHT TRUCK	VOLVO	RKE 150 4X2R WB3350MM HD	2019	1.300	150,000,000	195,000,000
1865	351401 17926	LIGHT TRUCK	VOLVO	RKE 150 4X2R WB3350MM HD AC	2019	1.300	152,000,000	197,600,000
1866	351401 18026	LIGHT TRUCK	VOLVO	RKE 150 4X2R WB3350MM HD ACT	2019	1.300	154,000,000	200,200,000
1867	351401 18126	LIGHT TRUCK	VOLVO	RKE 150 4X2R WB3350MM XHD	2019	1.300	154,000,000	200,200,000
1868	351401 18226	LIGHT TRUCK	VOLVO	RKE 150 4X2R WB3350MM XHD AC	2019	1.300	156,000,000	202,800,000
1869	351401 18326	LIGHT TRUCK	VOLVO	RKE 150 4X2R WB3350MM XHD ACT	2019	1.300	158,000,000	205,400,000
1870	351631 00004	LIGHT TRUCK	FOTON	BJ1039V3JD3-B	2019	1.300	103,000,000	133,900,000
1871	351631 00004	LIGHT TRUCK	FOTON	BJ1039V3JD3-B	2018	1.300	98,000,000	127,400,000
1872	351631 00004	LIGHT TRUCK	FOTON	BJ1039V3JD3-B	2017	1.300	94,000,000	122,200,000
1873	351631 00004	LIGHT TRUCK	FOTON	BJ1039V3JD3-B	2016	1.300	90,000,000	117,000,000
1874	351631 00004	LIGHT TRUCK	FOTON	BJ1039V3JD3-B	2015	1.300	86,000,000	111,800,000
1875	351631 00004	LIGHT TRUCK	FOTON	BJ1039V3JD3-B	2014	1.300	82,000,000	106,600,000
1876	351631 00004	LIGHT TRUCK	FOTON	BJ1039V3JD3-B	2013	1.300	78,000,000	101,400,000
1877	351631 00004	LIGHT TRUCK	FOTON	BJ1039V3JD3-B	2012	1.300	75,000,000	97,500,000
1878	351631 00004	LIGHT TRUCK	FOTON	BJ1039V3JD3-B	2011	1.300	72,000,000	93,600,000
1879	351631 00004	LIGHT TRUCK	FOTON	BJ1039V3JD3-B	2010	1.300	69,000,000	89,700,000
1880	351631 00004	LIGHT TRUCK	FOTON	BJ1039V3JD3-B	2009	1.300	66,000,000	85,800,000
1881	351631 00004	LIGHT TRUCK	FOTON	BJ1039V3JD3-B	2008	1.300	63,000,000	81,900,000
1882	351631 00005	LIGHT TRUCK	FOTON	BJ1059VCD6-C (4X2) M/T	2015	1.300	130,000,000	169,000,000
1883	351631 00005	LIGHT TRUCK	FOTON	BJ1059VCD6-C (4X2) M/T	2014	1.300	124,000,000	161,200,000
1884	351631 00005	LIGHT TRUCK	FOTON	BJ1059VCD6-C (4X2) M/T	2013	1.300	117,000,000	152,100,000
1885	351631 00005	LIGHT TRUCK	FOTON	BJ1059VCD6-C (4X2) M/T	2012	1.300	106,000,000	137,800,000
1886	351631 00005	LIGHT TRUCK	FOTON	BJ1059VCD6-C (4X2) M/T	2011	1.300	96,000,000	124,800,000

NO	KODING	JENIS	MEREK	TIPE	TH BUAT	BOBOT	NJKB	DP PKB
1	2	3	4	5	6	7	8	9
1887	351631.00005	LIGHT TRUCK	FOTON	BJ1059VCD6-C (4X2) M/T	2010	1.300	90,000,000	117,000,000
1888	351631.00006	LIGHT TRUCK	FOTON	BJ1069V3JEA-A	2019	1.300	127,000,000	165,100,000
1889	351631.00006	LIGHT TRUCK	FOTON	BJ1069V3JEA-A	2018	1.300	121,000,000	157,300,000
1890	351631.00006	LIGHT TRUCK	FOTON	BJ1069V3JEA-A	2017	1.300	115,000,000	149,500,000
1891	351631.00007	LIGHT TRUCK	FOTON	BJ1069VCJEA-A	2016	1.300	122,000,000	158,600,000
1892	351631.00007	LIGHT TRUCK	FOTON	BJ1069VCJEA-A	2015	1.300	120,000,000	156,000,000
1893	351631.00007	LIGHT TRUCK	FOTON	BJ1069VCJEA-A	2014	1.300	118,000,000	153,400,000
1894	351631.00007	LIGHT TRUCK	FOTON	BJ1069VCJEA-A	2013	1.300	116,000,000	150,800,000
1895	351743.00001	LIGHT TRUCK	FAW	CA1075 3.857cc	2012	1.300	90,000,000	117,000,000
1896	351743.00010	LIGHT TRUCK	FAW	CA5075GJBYA81	2019	1.300	183,000,000	237,900,000
1897	351757.00001	LIGHT TRUCK	FORLAND	BJ 1039 R	2003	1.300	90,000,000	117,000,000
1898	351757.00001	LIGHT TRUCK	FORLAND	BJ 1039 R	2002	1.300	88,000,000	114,400,000
1899	351757.00002	LIGHT TRUCK	FORLAND	BJ 1046	2004	1.300	110,000,000	143,000,000
1900	351768.00017	LIGHT TRUCK	JRD	LT 4-1 2700cc DIESEL 4 BAN	2007	1.300	83,000,000	107,900,000
1901	351768.00017	LIGHT TRUCK	JRD	LT 4-1 2700cc DIESEL 4 BAN	2006	1.300	81,000,000	105,300,000
1902	351768.00017	LIGHT TRUCK	JRD	LT 4-1 2700cc DIESEL 4 BAN	2005	1.300	80,000,000	104,000,000
1903	351768.00017	LIGHT TRUCK	JRD	LT 4-1 2700cc DIESEL 4 BAN	2004	1.300	74,000,000	96,200,000
1904	351768.00017	LIGHT TRUCK	JRD	LT 4-1 2700cc DIESEL 4 BAN	2003	1.300	72,000,000	93,600,000
1905	351768.00017	LIGHT TRUCK	JRD	LT 4-1 2700cc DIESEL 4 BAN	2002	1.300	69,000,000	89,700,000
1906	351768.00017	LIGHT TRUCK	JRD	LT 4-1 2700cc DIESEL 4 BAN	2001	1.300	65,000,000	84,500,000
1907	351768.00018	LIGHT TRUCK	JRD	LT 4-1 2770 CC	2005	1.300	72,000,000	93,600,000
1908	351768.00018	LIGHT TRUCK	JRD	LT 4-1 2770 CC	2004	1.300	68,000,000	88,400,000
1909	351768.00019	LIGHT TRUCK	JRD	LT 6-1 3200 CC	2005	1.300	83,000,000	107,900,000
1910	351768.00019	LIGHT TRUCK	JRD	LT 6-1 3200 CC	2004	1.300	72,000,000	93,600,000
1911	351768.00019	LIGHT TRUCK	JRD	LT 6-1 3200 CC	2003	1.300	71,000,000	92,300,000
1912	351768.00019	LIGHT TRUCK	JRD	LT 6-1 3200 CC	2002	1.300	67,000,000	87,100,000
1913	351768.00019	LIGHT TRUCK	JRD	LT 6-1 3200 CC	2001	1.300	63,000,000	81,900,000
1914	351768.00020	LIGHT TRUCK	JRD	LT 6-1 3500cc DIESEL 6 BAN	2005	1.300	83,000,000	107,900,000
1915	351768.00020	LIGHT TRUCK	JRD	LT 6-1 3500cc DIESEL 6 BAN	2004	1.300	72,000,000	93,600,000
1916	351768.00020	LIGHT TRUCK	JRD	LT 6-1 3500cc DIESEL 6 BAN	2003	1.300	71,000,000	92,300,000
1917	352381.01059	LIGHT TRUCK BOX	TOYOTA	DYNA 130 HT HI-GEAR (WU342R-TKMTJD3) EX	2018	1.300	295,000,000	383,500,000
1918	353261.00445	LIGHT TRUCK	MAZDA	COLT DIESEL FE SUPER HDX HI GEAR (4X2) M/T	2018	1.300	264,000,000	343,200,000
1919	353369.00035	LIGHT TRUCK	TATA	LPT 913 EX2 CAB Chs EX TRUCK	2014	1.300	178,000,000	231,400,000
1920	353381.01060	LIGHT TRUCK	TOYOTA	DYNA 130 HT HI-GEAR (WU342R-TKMTJD3) EX	2018	1.300	289,000,000	375,700,000
1921	355381.01061	LIGHT TRUCK	TOYOTA	NEW DYNA 130 HT (WU342R-TKMRBD3)	2013	1.300	197,000,000	256,100,000
1922	357381.01062	LIGHT TRUCK	TOYOTA	DYNA 130 HT EXTREME HI-GEAR 4X2 M/T	2018	1.300	253,000,000	328,900,000
1923	361253.00241	LIGHT TRUCK	MAZDA	SC 050 (DEREK)	2000	1.300	34,000,000	44,200,000
1924	361253.00241	LIGHT TRUCK	MAZDA	SC 050 (DEREK)	1999	1.300	32,000,000	41,600,000
1925	361253.00241	LIGHT TRUCK	MAZDA	SC 050 (DEREK)	1998	1.300	31,000,000	40,300,000
1926	361253.00241	LIGHT TRUCK	MAZDA	SC 050 (DEREK)	1997	1.300	29,000,000	37,700,000
1927	370284.00251	LIGHT TRUCK	NISSAN	CWB 450 HTNA (TRACTOR HEAD)	1999	1.300	151,000,000	196,300,000

NILAI JUAL KENDARAAN BERMOTOR
TAHUN 2019
JENIS : MOBIL BARANG / BEBAN - TRUCK

NO	KODING	JENIS	MEREK	TIPE	TH BUAT	BOBOT	NKKB	DP PKB
1	2	3	4	5	6	7	8	9
1	401041 00002	TRUCK	BEDFORD	THAMES 6cyl	1980	1,300	9.000.000	11.700.000
2	401043 00010	TRUCK	BEIJING	JAC BEIJING BJ4108	2006	1,300	70.000.000	91.000.000
3	401043 00010	TRUCK	BEIJING	JAC BEIJING BJ4108	2005	1,300	69.000.000	89.700.000
4	401043 00010	TRUCK	BEIJING	JAC BEIJING BJ4108	2004	1,300	65.000.000	84.500.000
5	401048 00001	TRUCK	BERLIET	260	1987	1,300	72.000.000	93.600.000
6	401048 00001	TRUCK	BERLIET	260	1986	1,300	66.000.000	85.800.000
7	401048 00001	TRUCK	BERLIET	260	1985	1,300	61.000.000	79.300.000
8	401048 00001	TRUCK	BERLIET	260	1984	1,300	56.000.000	72.800.000
9	401048 00001	TRUCK	BERLIET	260	1983	1,300	52.000.000	67.600.000
10	401048 00001	TRUCK	BERLIET	260	1982	1,300	49.000.000	63.700.000
11	401048 00001	TRUCK	BERLIET	260	1981	1,300	45.000.000	58.500.000
12	401048 00001	TRUCK	BERLIET	260	1980	1,300	41.000.000	53.300.000
13	401048 00002	TRUCK	BERLIET	JP9	1987	1,300	87.000.000	113.100.000
14	401048 00002	TRUCK	BERLIET	JP9	1986	1,300	75.000.000	97.500.000
15	401048 00002	TRUCK	BERLIET	JP9	1985	1,300	74.000.000	96.200.000
16	401048 00003	TRUCK	BERLIET	TYPE 260	1980	1,300	30.300.000	39.390.000
17	401064 00001	TRUCK	BUCEGI	BUCEGI	1980	1,300	8.900.000	11.570.000
18	401079 00230	TRUCK	CHEVROLET	DIESEL	1980	1,300	9.000.000	11.700.000
19	401088 00001	TRUCK	DAC	G 125 R, 5625cc	1980	1,300	32.000.000	41.600.000
20	401090 00003	TRUCK	DAF	DIESEL	1980	1,300	15.000.000	19.500.000
21	401100 00001	TRUCK	DIAMOND	DIAMOND REOGIAN	1991	1,300	19.000.000	24.700.000
22	401103 00022	TRUCK	DODGE	DIESEL 6cyl	1981	1,300	15.000.000	19.500.000
23	401103 00022	TRUCK	DODGE	DIESEL 6cyl	1980	1,300	10.000.000	13.000.000
24	401111 00003	TRUCK	FARGO	FARGO	1980	1,300	8.900.000	11.570.000
25	401116 00057	TRUCK	FIAT	75 MC	1985	1,300	50.000.000	65.000.000
26	401116 00058	TRUCK	FIAT	75 NC 4 CYL	1980	1,300	9.000.000	11.700.000
27	401116 00059	TRUCK	FIAT	DIESEL 4cyl	1980	1,300	14.000.000	18.200.000
28	401118 00224	TRUCK	FORD	D.0910 6 CYL	1985	1,300	21.000.000	27.300.000
29	401118 00224	TRUCK	FORD	D.0910 6 CYL	1984	1,300	19.000.000	24.700.000
30	401118 00224	TRUCK	FORD	D.0910 6 CYL	1983	1,300	18.000.000	23.400.000
31	401118 00224	TRUCK	FORD	D.0910 6 CYL	1982	1,300	16.000.000	20.800.000
32	401118 00224	TRUCK	FORD	D.0910 6 CYL	1981	1,300	15.000.000	19.500.000
33	401118 00224	TRUCK	FORD	D.0910 6 CYL	1980	1,300	13.000.000	16.900.000
34	401118 00225	TRUCK	FORD	D.0911	1980	1,300	14.000.000	18.200.000
35	401118 00229	TRUCK	FORD	D 156-134 6 CYL	1985	1,300	21.000.000	27.300.000
36	401118 00229	TRUCK	FORD	D 156-134 6 CYL	1984	1,300	19.000.000	24.700.000
37	401118 00229	TRUCK	FORD	D 156-134 6 CYL	1983	1,300	18.000.000	23.400.000
38	401118 00229	TRUCK	FORD	D 156-134 6 CYL	1982	1,300	16.000.000	20.800.000
39	401118 00229	TRUCK	FORD	D 156-134 6 CYL	1981	1,300	15.000.000	19.500.000
40	401118 00229	TRUCK	FORD	D 156-134 6 CYL	1980	1,300	13.000.000	16.900.000
41	401118 00226	TRUCK	FORD	DIESEL 4cyl	1980	1,300	9.000.000	11.700.000
42	401118 00227	TRUCK	FORD	DIESEL 6cyl TYPE D 0910/156-134	1980	1,300	9.000.000	11.700.000
43	401118 00228	TRUCK	FORD	DOGIO 156 WB 5945cc	1980	1,300	14.500.000	18.850.000
44	401131 00001	TRUCK	GAZ PRAHA	CM DIESEL	1980	1,300	10.000.000	13.000.000
45	401160 00120	TRUCK	HINO	AK 172 LA	2004	1,300	198.000.000	257.400.000
46	401160 00120	TRUCK	HINO	AK 172 LA	2003	1,300	196.000.000	254.800.000
47	401160 00120	TRUCK	HINO	AK 172 LA	2002	1,300	177.000.000	230.100.000
48	401160 00120	TRUCK	HINO	AK 172 LA	2001	1,300	150.000.000	195.000.000
49	401160 00120	TRUCK	HINO	AK 172 LA	2000	1,300	128.000.000	166.400.000
50	401160 00120	TRUCK	HINO	AK 172 LA	1999	1,300	109.000.000	141.700.000
51	401160 00120	TRUCK	HINO	AK 172 LA	1998	1,300	93.000.000	120.900.000
52	401160 00120	TRUCK	HINO	AK 172 LA	1997	1,300	78.000.000	101.400.000
53	401160 00120	TRUCK	HINO	AK 172 LA	1996	1,300	63.000.000	81.900.000
54	401160 00120	TRUCK	HINO	AK 172 LA	1995	1,300	59.000.000	76.700.000
55	401160 00120	TRUCK	HINO	AK 172 LA	1994	1,300	55.000.000	71.500.000
56	401160 00120	TRUCK	HINO	AK 172 LA	1993	1,300	51.000.000	66.300.000
57	401160 00120	TRUCK	HINO	AK 172 LA	1992	1,300	48.000.000	62.400.000
58	401160 00120	TRUCK	HINO	AK 172 LA	1991	1,300	44.000.000	57.200.000
59	401160 00120	TRUCK	HINO	AK 172 LA	1990	1,300	41.000.000	53.300.000
60	401160 00120	TRUCK	HINO	AK 172 LA	1989	1,300	38.000.000	49.400.000
61	401160 00120	TRUCK	HINO	AK 172 LA	1988	1,300	35.000.000	45.500.000
62	401160 00120	TRUCK	HINO	AK 172 LA	1987	1,300	32.000.000	41.600.000
63	401160 00120	TRUCK	HINO	AK 172 LA	1986	1,300	30.000.000	39.000.000
64	401160 00120	TRUCK	HINO	AK 172 LA	1985	1,300	28.000.000	36.400.000
65	401160 00121	TRUCK	HINO	AK 172 MA	2011	1,300	294.000.000	382.200.000
66	401160 00121	TRUCK	HINO	AK 172 MA	2004	1,300	198.000.000	257.400.000
67	401160 00121	TRUCK	HINO	AK 172 MA	2003	1,300	196.000.000	254.800.000
68	401160 00121	TRUCK	HINO	AK 172 MA	2002	1,300	177.000.000	230.100.000
69	401160 00121	TRUCK	HINO	AK 172 MA	2001	1,300	150.000.000	195.000.000
70	401160 00121	TRUCK	HINO	AK 172 MA	2000	1,300	128.000.000	166.400.000
71	401160 00121	TRUCK	HINO	AK 172 MA	1999	1,300	109.000.000	141.700.000
72	401160 00121	TRUCK	HINO	AK 172 MA	1998	1,300	93.000.000	120.900.000
73	401160 00121	TRUCK	HINO	AK 172 MA	1997	1,300	78.000.000	101.400.000
74	401160 00121	TRUCK	HINO	AK 172 MA	1996	1,300	63.000.000	81.900.000
75	401160 00121	TRUCK	HINO	AK 172 MA	1995	1,300	59.000.000	76.700.000
76	401160 00121	TRUCK	HINO	AK 172 MA	1994	1,300	55.000.000	71.500.000
77	401160 00121	TRUCK	HINO	AK 172 MA	1993	1,300	51.000.000	66.300.000
78	401160 00121	TRUCK	HINO	AK 172 MA	1992	1,300	48.000.000	62.400.000
79	401160 00121	TRUCK	HINO	AK 172 MA	1991	1,300	44.000.000	57.200.000
80	401160 00121	TRUCK	HINO	AK 172 MA	1990	1,300	41.000.000	53.300.000
81	401160 00121	TRUCK	HINO	AK 172 MA	1989	1,300	38.000.000	49.400.000
82	401160 00121	TRUCK	HINO	AK 172 MA	1988	1,300	35.000.000	45.500.000
83	401160 00121	TRUCK	HINO	AK 172 MA	1987	1,300	32.000.000	41.600.000
84	401160 00121	TRUCK	HINO	AK 172 MA	1986	1,300	30.000.000	39.000.000
85	401160 00121	TRUCK	HINO	AK 172 MA	1985	1,300	28.000.000	36.400.000
86	401160 00121	TRUCK	HINO	AK 172 MA	1984	1,300	26.000.000	33.800.000
87	401160 00122	TRUCK	HINO	AK 172 NA	2004	1,300	208.000.000	270.400.000

NO	KODING	JENIS	MEREK	TIPE	TH BUAT	BOBOT	NJKB	DP PKB
1	2	3	4	5	6	7	8	9
88	401160 00122	TRUCK	HINO	AK 172 NA	2003	1,300	204.000.000	265.200.000
89	401160 00122	TRUCK	HINO	AK 172 NA	2002	1,300	186.000.000	241.800.000
90	401160 00122	TRUCK	HINO	AK 172 NA	2001	1,300	156.000.000	202.800.000
91	401160 00122	TRUCK	HINO	AK 172 NA	2000	1,300	128.000.000	166.400.000
92	401160 00122	TRUCK	HINO	AK 172 NA	1999	1,300	109.000.000	141.700.000
93	401160 00122	TRUCK	HINO	AK 172 NA	1998	1,300	93.000.000	120.900.000
94	401160 00122	TRUCK	HINO	AK 172 NA	1997	1,300	78.000.000	101.400.000
95	401160 00122	TRUCK	HINO	AK 172 NA	1996	1,300	63.000.000	81.900.000
96	401160 00122	TRUCK	HINO	AK 172 NA	1995	1,300	59.000.000	76.700.000
97	401160 00122	TRUCK	HINO	AK 172 NA	1994	1,300	55.000.000	71.500.000
98	401160 00122	TRUCK	HINO	AK 172 NA	1993	1,300	51.000.000	66.300.000
99	401160 00122	TRUCK	HINO	AK 172 NA	1992	1,300	48.000.000	62.400.000
100	401160 00122	TRUCK	HINO	AK 172 NA	1991	1,300	44.000.000	57.200.000
101	401160 00122	TRUCK	HINO	AK 172 NA	1990	1,300	41.000.000	53.300.000
102	401160 00122	TRUCK	HINO	AK 172 NA	1989	1,300	38.000.000	49.400.000
103	401160 00122	TRUCK	HINO	AK 172 NA	1988	1,300	35.000.000	45.500.000
104	401160 00122	TRUCK	HINO	AK 172 NA	1987	1,300	32.000.000	41.600.000
105	401160 00122	TRUCK	HINO	AK 172 NA	1986	1,300	30.000.000	39.000.000
106	401160 00122	TRUCK	HINO	AK 172 NA	1985	1,300	28.000.000	36.400.000
107	401160 00123	TRUCK	HINO	AK 174 LA	1989	1,300	44.000.000	57.200.000
108	401160 00123	TRUCK	HINO	AK 174 LA	1988	1,300	41.000.000	53.300.000
109	401160 00123	TRUCK	HINO	AK 174 LA	1987	1,300	38.000.000	49.400.000
110	401160 00123	TRUCK	HINO	AK 174 LA	1986	1,300	35.000.000	45.500.000
111	401160 00124	TRUCK	HINO	AK 3 HRKA	1997	1,300	121.000.000	157.300.000
112	401160 00124	TRUCK	HINO	AK 3 HRKA	1996	1,300	115.000.000	149.500.000
113	401160 00125	TRUCK	HINO	BX	1980	1,300	9.000.000	11.700.000
114	401160 00127	TRUCK	HINO	ECONO DIESEL AK 173 LA	2004	1,300	223.000.000	289.900.000
115	401160 00127	TRUCK	HINO	ECONO DIESEL AK 173 LA	2003	1,300	216.000.000	280.800.000
116	401160 00127	TRUCK	HINO	ECONO DIESEL AK 173 LA	2002	1,300	206.000.000	267.800.000
117	401160 00127	TRUCK	HINO	ECONO DIESEL AK 173 LA	2001	1,300	196.000.000	254.800.000
118	401160 00127	TRUCK	HINO	ECONO DIESEL AK 173 LA	2000	1,300	163.000.000	211.900.000
119	401160 00127	TRUCK	HINO	ECONO DIESEL AK 173 LA	1999	1,300	139.000.000	180.700.000
120	401160 00127	TRUCK	HINO	ECONO DIESEL AK 173 LA	1998	1,300	118.000.000	153.400.000
121	401160 00127	TRUCK	HINO	ECONO DIESEL AK 173 LA	1997	1,300	100.000.000	130.000.000
122	401160 00127	TRUCK	HINO	ECONO DIESEL AK 173 LA	1996	1,300	74.000.000	96.200.000
123	401160 00127	TRUCK	HINO	ECONO DIESEL AK 173 LA	1995	1,300	69.000.000	89.700.000
124	401160 00127	TRUCK	HINO	ECONO DIESEL AK 173 LA	1994	1,300	64.000.000	83.200.000
125	401160 00127	TRUCK	HINO	ECONO DIESEL AK 173 LA	1993	1,300	59.000.000	76.700.000
126	401160 00127	TRUCK	HINO	ECONO DIESEL AK 173 LA	1992	1,300	55.000.000	71.500.000
127	401160 00127	TRUCK	HINO	ECONO DIESEL AK 173 LA	1991	1,300	51.000.000	66.300.000
128	401160 00127	TRUCK	HINO	ECONO DIESEL AK 173 LA	1990	1,300	48.000.000	62.400.000
129	401160 00127	TRUCK	HINO	ECONO DIESEL AK 173 LA	1989	1,300	44.000.000	57.200.000
130	401160 00127	TRUCK	HINO	ECONO DIESEL AK 173 LA	1988	1,300	41.000.000	53.300.000
131	401160 00127	TRUCK	HINO	ECONO DIESEL AK 173 LA	1987	1,300	38.000.000	49.400.000
132	401160 00127	TRUCK	HINO	ECONO DIESEL AK 173 LA	1986	1,300	35.000.000	45.500.000
133	401160 00127	TRUCK	HINO	ECONO DIESEL AK 173 LA	1985	1,300	32.000.000	41.600.000
134	401160 00127	TRUCK	HINO	ECONO DIESEL AK 173 LA	1984	1,300	30.000.000	39.000.000
135	401160 00127	TRUCK	HINO	ECONO DIESEL AK 173 LA	1983	1,300	27.000.000	35.100.000
136	401160 00127	TRUCK	HINO	ECONO DIESEL AK 173 LA	1982	1,300	25.000.000	32.500.000
137	401160 00127	TRUCK	HINO	ECONO DIESEL AK 173 LA	1981	1,300	23.000.000	29.900.000
138	401160 00127	TRUCK	HINO	ECONO DIESEL AK 173 LA	1980	1,300	17.400.000	22.620.000
139	401160 00128	TRUCK	HINO	ECONO DIESEL AK 173 MA	2004	1,300	223.000.000	289.900.000
140	401160 00128	TRUCK	HINO	ECONO DIESEL AK 173 MA	2003	1,300	216.000.000	280.800.000
141	401160 00128	TRUCK	HINO	ECONO DIESEL AK 173 MA	2002	1,300	206.000.000	267.800.000
142	401160 00128	TRUCK	HINO	ECONO DIESEL AK 173 MA	2001	1,300	196.000.000	254.800.000
143	401160 00128	TRUCK	HINO	ECONO DIESEL AK 173 MA	2000	1,300	163.000.000	211.900.000
144	401160 00128	TRUCK	HINO	ECONO DIESEL AK 173 MA	1999	1,300	139.000.000	180.700.000
145	401160 00128	TRUCK	HINO	ECONO DIESEL AK 173 MA	1998	1,300	118.000.000	153.400.000
146	401160 00128	TRUCK	HINO	ECONO DIESEL AK 173 MA	1997	1,300	100.000.000	130.000.000
147	401160 00128	TRUCK	HINO	ECONO DIESEL AK 173 MA	1996	1,300	74.000.000	96.200.000
148	401160 00128	TRUCK	HINO	ECONO DIESEL AK 173 MA	1995	1,300	69.000.000	89.700.000
149	401160 00128	TRUCK	HINO	ECONO DIESEL AK 173 MA	1994	1,300	64.000.000	83.200.000
150	401160 00128	TRUCK	HINO	ECONO DIESEL AK 173 MA	1993	1,300	59.000.000	76.700.000
151	401160 00128	TRUCK	HINO	ECONO DIESEL AK 173 MA	1992	1,300	55.000.000	71.500.000
152	401160 00128	TRUCK	HINO	ECONO DIESEL AK 173 MA	1991	1,300	51.000.000	66.300.000
153	401160 00128	TRUCK	HINO	ECONO DIESEL AK 173 MA	1990	1,300	48.000.000	62.400.000
154	401160 00128	TRUCK	HINO	ECONO DIESEL AK 173 MA	1989	1,300	44.000.000	57.200.000
155	401160 00128	TRUCK	HINO	ECONO DIESEL AK 173 MA	1988	1,300	41.000.000	53.300.000
156	401160 00128	TRUCK	HINO	ECONO DIESEL AK 173 MA	1987	1,300	38.000.000	49.400.000
157	401160 00128	TRUCK	HINO	ECONO DIESEL AK 173 MA	1986	1,300	35.000.000	45.500.000
158	401160 00128	TRUCK	HINO	ECONO DIESEL AK 173 MA	1985	1,300	32.000.000	41.600.000
159	401160 00128	TRUCK	HINO	ECONO DIESEL AK 173 MA	1984	1,300	30.000.000	39.000.000
160	401160 00128	TRUCK	HINO	ECONO DIESEL AK 173 MA	1983	1,300	27.000.000	35.100.000
161	401160 00128	TRUCK	HINO	ECONO DIESEL AK 173 MA	1982	1,300	25.000.000	32.500.000
162	401160 00128	TRUCK	HINO	ECONO DIESEL AK 173 MA	1981	1,300	23.000.000	29.900.000
163	401160 00128	TRUCK	HINO	ECONO DIESEL AK 173 MA	1980	1,300	21.000.000	27.300.000
164	401160 00126	TRUCK	HINO	ECONO DIESEL AK 173 NA	2004	1,300	223.000.000	289.900.000
165	401160 00126	TRUCK	HINO	ECONO DIESEL AK 173 NA	2003	1,300	216.000.000	280.800.000
166	401160 00126	TRUCK	HINO	ECONO DIESEL AK 173 NA	2002	1,300	206.000.000	267.800.000
167	401160 00126	TRUCK	HINO	ECONO DIESEL AK 173 NA	2001	1,300	196.000.000	254.800.000
168	401160 00126	TRUCK	HINO	ECONO DIESEL AK 173 NA	2000	1,300	163.000.000	211.900.000
169	401160 00126	TRUCK	HINO	ECONO DIESEL AK 173 NA	1999	1,300	139.000.000	180.700.000
170	401160 00126	TRUCK	HINO	ECONO DIESEL AK 173 NA	1998	1,300	118.000.000	153.400.000
171	401160 00126	TRUCK	HINO	ECONO DIESEL AK 173 NA	1997	1,300	100.000.000	130.000.000
172	401160 00126	TRUCK	HINO	ECONO DIESEL AK 173 NA	1996	1,300	74.000.000	96.200.000
173	401160 00126	TRUCK	HINO	ECONO DIESEL AK 173 NA	1995	1,300	69.000.000	89.700.000
174	401160 00126	TRUCK	HINO	ECONO DIESEL AK 173 NA	1994	1,300	64.000.000	83.200.000
175	401160 00126	TRUCK	HINO	ECONO DIESEL AK 173 NA	1993	1,300	59.000.000	76.700.000
176	401160 00126	TRUCK	HINO	ECONO DIESEL AK 173 NA	1992	1,300	55.000.000	71.500.000
177	401160 00126	TRUCK	HINO	ECONO DIESEL AK 173 NA	1991	1,300	51.000.000	66.300.000
178	401160 00126	TRUCK	HINO	ECONO DIESEL AK 173 NA	1990	1,300	48.000.000	62.400.000

NO	KODING	JENIS	MEREK	TIPE	TH BUAT	BOBOT	NJKB	DP PKB
1	2	3	4	5	6	7	8	9
270	401160 00133	TRUCK	HINO	FF 172 LA	1999	1,300	109.000.000	141.700.000
271	401160 00133	TRUCK	HINO	FF 172 LA	1998	1,300	93.000.000	120.900.000
272	401160 00133	TRUCK	HINO	FF 172 LA	1997	1,300	78.000.000	101.400.000
273	401160 00133	TRUCK	HINO	FF 172 LA	1996	1,300	63.000.000	81.900.000
274	401160 00133	TRUCK	HINO	FF 172 LA	1995	1,300	59.000.000	76.700.000
275	401160 00133	TRUCK	HINO	FF 172 LA	1994	1,300	55.000.000	71.500.000
276	401160 00133	TRUCK	HINO	FF 172 LA	1993	1,300	51.000.000	66.300.000
277	401160 00133	TRUCK	HINO	FF 172 LA	1992	1,300	48.000.000	62.400.000
278	401160 00133	TRUCK	HINO	FF 172 LA	1991	1,300	44.000.000	57.200.000
279	401160 00133	TRUCK	HINO	FF 172 LA	1990	1,300	41.000.000	53.300.000
280	401160 00133	TRUCK	HINO	FF 172 LA	1989	1,300	38.000.000	49.400.000
281	401160 00133	TRUCK	HINO	FF 172 LA	1988	1,300	35.000.000	45.500.000
282	401160 00133	TRUCK	HINO	FF 172 LA	1987	1,300	32.000.000	41.600.000
283	401160 00133	TRUCK	HINO	FF 172 LA	1986	1,300	30.000.000	39.000.000
284	401160 00133	TRUCK	HINO	FF 172 LA	1985	1,300	28.000.000	36.400.000
285	401160 00134	TRUCK	HINO	FF 172 MA	2004	1,300	198.000.000	257.400.000
286	401160 00134	TRUCK	HINO	FF 172 MA	2003	1,300	196.000.000	254.800.000
287	401160 00134	TRUCK	HINO	FF 172 MA	2002	1,300	177.000.000	230.100.000
288	401160 00134	TRUCK	HINO	FF 172 MA	2001	1,300	150.000.000	195.000.000
289	401160 00134	TRUCK	HINO	FF 172 MA	2000	1,300	128.000.000	166.400.000
290	401160 00134	TRUCK	HINO	FF 172 MA	1999	1,300	109.000.000	141.700.000
291	401160 00134	TRUCK	HINO	FF 172 MA	1998	1,300	93.000.000	120.900.000
292	401160 00134	TRUCK	HINO	FF 172 MA	1997	1,300	78.000.000	101.400.000
293	401160 00134	TRUCK	HINO	FF 172 MA	1996	1,300	63.000.000	81.900.000
294	401160 00134	TRUCK	HINO	FF 172 MA	1995	1,300	59.000.000	76.700.000
295	401160 00134	TRUCK	HINO	FF 172 MA	1994	1,300	55.000.000	71.500.000
296	401160 00134	TRUCK	HINO	FF 172 MA	1993	1,300	51.000.000	66.300.000
297	401160 00134	TRUCK	HINO	FF 172 MA	1992	1,300	48.000.000	62.400.000
298	401160 00134	TRUCK	HINO	FF 172 MA	1991	1,300	44.000.000	57.200.000
299	401160 00134	TRUCK	HINO	FF 172 MA	1990	1,300	41.000.000	53.300.000
300	401160 00134	TRUCK	HINO	FF 172 MA	1989	1,300	38.000.000	49.400.000
301	401160 00134	TRUCK	HINO	FF 172 MA	1988	1,300	35.000.000	45.500.000
302	401160 00134	TRUCK	HINO	FF 172 MA	1987	1,300	32.000.000	41.600.000
303	401160 00134	TRUCK	HINO	FF 172 MA	1986	1,300	30.000.000	39.000.000
304	401160 00134	TRUCK	HINO	FF 172 MA	1985	1,300	28.000.000	36.400.000
305	401160 00135	TRUCK	HINO	FF 172 NA	2004	1,300	198.000.000	257.400.000
306	401160 00135	TRUCK	HINO	FF 172 NA	2003	1,300	196.000.000	254.800.000
307	401160 00135	TRUCK	HINO	FF 172 NA	2002	1,300	177.000.000	230.100.000
308	401160 00135	TRUCK	HINO	FF 172 NA	2001	1,300	150.000.000	195.000.000
309	401160 00135	TRUCK	HINO	FF 172 NA	2000	1,300	128.000.000	166.400.000
310	401160 00135	TRUCK	HINO	FF 172 NA	1999	1,300	109.000.000	141.700.000
311	401160 00135	TRUCK	HINO	FF 172 NA	1998	1,300	93.000.000	120.900.000
312	401160 00135	TRUCK	HINO	FF 172 NA	1997	1,300	78.000.000	101.400.000
313	401160 00135	TRUCK	HINO	FF 172 NA	1996	1,300	63.000.000	81.900.000
314	401160 00135	TRUCK	HINO	FF 172 NA	1995	1,300	59.000.000	76.700.000
315	401160 00135	TRUCK	HINO	FF 172 NA	1994	1,300	55.000.000	71.500.000
316	401160 00135	TRUCK	HINO	FF 172 NA	1993	1,300	51.000.000	66.300.000
317	401160 00135	TRUCK	HINO	FF 172 NA	1992	1,300	48.000.000	62.400.000
318	401160 00135	TRUCK	HINO	FF 172 NA	1991	1,300	44.000.000	57.200.000
319	401160 00135	TRUCK	HINO	FF 172 NA	1990	1,300	41.000.000	53.300.000
320	401160 00135	TRUCK	HINO	FF 172 NA	1989	1,300	38.000.000	49.400.000
321	401160 00135	TRUCK	HINO	FF 172 NA	1988	1,300	35.000.000	45.500.000
322	401160 00135	TRUCK	HINO	FF 172 NA	1987	1,300	32.000.000	41.600.000
323	401160 00135	TRUCK	HINO	FF 172 NA	1986	1,300	30.000.000	39.000.000
324	401160 00135	TRUCK	HINO	FF 172 NA	1985	1,300	28.000.000	36.400.000
325	401160 00136	TRUCK	HINO	FF 173 KA (TRUCK) / 3000cc	1984	1,300	22.000.000	28.600.000
326	401160 00137	TRUCK	HINO	FF 173 LAB / 6728cc	1990	1,300	48.000.000	62.400.000
327	401160 00137	TRUCK	HINO	FF 173 LAB / 6728cc	1986	1,300	44.000.000	57.200.000
328	401160 00138	TRUCK	HINO	FF 173 LH	1983	1,300	27.000.000	35.100.000
329	401160 00139	TRUCK	HINO	FF 2 HKA / 7.500cc	1996	1,300	100.000.000	130.000.000
330	401160 00140	TRUCK	HINO	FF 2 HMA / 7.500cc	1997	1,300	116.000.000	150.800.000
331	401160 00142	TRUCK	HINO	FG 194 B / 7.500cc	1996	1,300	95.000.000	123.500.000
332	401160 00143	TRUCK	HINO	FG 195 B / 11.000cc	1996	1,300	95.000.000	123.500.000
333	401160 00144	TRUCK	HINO	FG 197 B / 15.115cc	1997	1,300	106.000.000	137.800.000
334	401160 00141	TRUCK	HINO	FG 1 HMA / 11.149cc	1997	1,300	118.000.000	153.400.000
335	401160 00145	TRUCK	HINO	FG 1JJPB-BGJ (FG210JJ)	2007	1,300	199.000.000	258.700.000
336	401160 00145	TRUCK	HINO	FG 1JJPB-BGJ (FG210JJ)	2006	1,300	197.000.000	256.100.000
337	401160 00145	TRUCK	HINO	FG 1JJPB-BGJ (FG210JJ)	2005	1,300	190.000.000	247.000.000
338	401160 00145	TRUCK	HINO	FG 1JJPB-BGJ (FG210JJ)	2004	1,300	188.000.000	244.400.000
339	401160 00145	TRUCK	HINO	FG 1JJPB-BGJ (FG210JJ)	2003	1,300	186.000.000	241.800.000
340	401160 00146	TRUCK	HINO	FG 1JKPB-BGJ (FG210JK)	2007	1,300	204.000.000	265.200.000
341	401160 00146	TRUCK	HINO	FG 1JKPB-BGJ (FG210JK)	2006	1,300	202.000.000	262.600.000
342	401160 00146	TRUCK	HINO	FG 1JKPB-BGJ (FG210JK)	2005	1,300	195.000.000	253.500.000
343	401160 00146	TRUCK	HINO	FG 1JKPB-BGJ (FG210JK)	2004	1,300	193.000.000	250.900.000
344	401160 00146	TRUCK	HINO	FG 1JKPB-BGJ (FG210JK)	2003	1,300	191.000.000	248.300.000
345	401160 00147	TRUCK	HINO	FG 1JKPB-BGJL (FG210JL)	2007	1,300	210.000.000	273.000.000
346	401160 00147	TRUCK	HINO	FG 1JKPB-BGJL (FG210JL)	2006	1,300	208.000.000	270.400.000
347	401160 00147	TRUCK	HINO	FG 1JKPB-BGJL (FG210JL)	2005	1,300	200.000.000	260.000.000
348	401160 00147	TRUCK	HINO	FG 1JKPB-BGJL (FG210JL)	2004	1,300	198.000.000	257.400.000
349	401160 00147	TRUCK	HINO	FG 1JKPB-BGJL (FG210JL)	2003	1,300	196.000.000	254.800.000
350	401160 00148	TRUCK	HINO	FG 1JKRB-NGJ (FG260JK)	2007	1,300	215.000.000	279.500.000
351	401160 00148	TRUCK	HINO	FG 1JKRB-NGJ (FG260JK)	2006	1,300	213.000.000	276.900.000
352	401160 00148	TRUCK	HINO	FG 1JKRB-NGJ (FG260JK)	2005	1,300	205.000.000	266.500.000
353	401160 00148	TRUCK	HINO	FG 1JKRB-NGJ (FG260JK)	2004	1,300	203.000.000	263.900.000
354	401160 00148	TRUCK	HINO	FG 1JKRB-NGJ (FG260JK)	2003	1,300	201.000.000	261.300.000
355	401160 00149	TRUCK	HINO	FG 1JKRB-NGJL (FG260JL)	2007	1,300	219.000.000	284.700.000
356	401160 00149	TRUCK	HINO	FG 1JKRB-NGJL (FG260JL)	2006	1,300	217.000.000	282.100.000
357	401160 00149	TRUCK	HINO	FG 1JKRB-NGJL (FG260JL)	2005	1,300	210.000.000	273.000.000
358	401160 00149	TRUCK	HINO	FG 1JKRB-NGJL (FG260JL)	2004	1,300	208.000.000	270.400.000
359	401160 00149	TRUCK	HINO	FG 1JKRB-NGJL (FG260JL)	2003	1,300	206.000.000	267.800.000
360	401160 00150	TRUCK	HINO	FG 1JKRB-NGJL (FG260PS)	2007	1,300	238.000.000	309.400.000

NO	KODING	JENIS	MEREK	TIPE	TH BUAT	BOBOT	NJKB	DP PKB
1	2	3	4	5	6	7	8	9
361	401160 00150	TRUCK	HINO	FG 1JKRB-NGJL (FG260PS)	2006	1,300	236.000.000	306.800.000
362	401160 00150	TRUCK	HINO	FG 1JKRB-NGJL (FG260PS)	2005	1,300	226.000.000	293.800.000
363	401160 00150	TRUCK	HINO	FG 1JKRB-NGJL (FG260PS)	2004	1,300	223.000.000	289.900.000
364	401160 00543	TRUCK	HINO	FG8JE1B-BGJ TRACTOR HEAD (4X2)	2019	1,300	490.000.000	637.000.000
365	401160 00544	TRUCK	HINO	FG8JE1B-JGJ TRACTOR HEAD (4X2)	2019	1,300	506.000.000	657.800.000
366	401160 00151	TRUCK	HINO	FG8JJ1D-BGJ (4X2)	2019	1,300	340.000.000	442.000.000
367	401160 00151	TRUCK	HINO	FG8JJ1D-BGJ (4X2)	2018	1,300	323.000.000	419.900.000
368	401160 00151	TRUCK	HINO	FG8JJ1D-BGJ (4X2)	2017	1,300	307.000.000	399.100.000
369	401160 00151	TRUCK	HINO	FG8JJ1D-BGJ (4X2)	2016	1,300	292.000.000	379.600.000
370	401160 00151	TRUCK	HINO	FG8JJ1D-BGJ (4X2)	2015	1,300	278.000.000	361.400.000
371	401160 00151	TRUCK	HINO	FG8JJ1D-BGJ (4X2)	2014	1,300	265.000.000	344.500.000
372	401160 00152	TRUCK	HINO	FG8JJ1D-BGJ (4X2) ARM ROLL	2018	1,300	289.000.000	375.700.000
373	401160 00153	TRUCK	HINO	FG8JJ1D-JGJ (4X2)	2019	1,300	376.000.000	488.800.000
374	401160 00153	TRUCK	HINO	FG8JJ1D-JGJ (4X2)	2018	1,300	358.000.000	465.400.000
375	401160 00153	TRUCK	HINO	FG8JJ1D-JGJ (4X2)	2017	1,300	341.000.000	443.300.000
376	401160 00153	TRUCK	HINO	FG8JJ1D-JGJ (4X2)	2016	1,300	324.000.000	421.200.000
377	401160 00153	TRUCK	HINO	FG8JJ1D-JGJ (4X2)	2015	1,300	308.000.000	400.400.000
378	401160 00153	TRUCK	HINO	FG8JJ1D-JGJ (4X2)	2014	1,300	293.000.000	380.900.000
379	401160 00154	TRUCK	HINO	FG8JJKB-GGJ / FG235JJ	2019	1,300	479.000.000	622.700.000
380	401160 00154	TRUCK	HINO	FG8JJKB-GGJ / FG235JJ	2018	1,300	456.000.000	592.800.000
381	401160 00154	TRUCK	HINO	FG8JJKB-GGJ / FG235JJ	2017	1,300	434.000.000	564.200.000
382	401160 00154	TRUCK	HINO	FG8JJKB-GGJ / FG235JJ	2016	1,300	413.000.000	536.900.000
383	401160 00154	TRUCK	HINO	FG8JJKB-GGJ / FG235JJ	2015	1,300	393.000.000	510.900.000
384	401160 00154	TRUCK	HINO	FG8JJKB-GGJ / FG235JJ	2014	1,300	374.000.000	486.200.000
385	401160 00154	TRUCK	HINO	FG8JJKB-GGJ / FG235JJ	2013	1,300	356.000.000	462.800.000
386	401160 00154	TRUCK	HINO	FG8JJKB-GGJ / FG235JJ	2012	1,300	339.000.000	440.700.000
387	401160 00154	TRUCK	HINO	FG8JJKB-GGJ / FG235JJ	2011	1,300	323.000.000	419.900.000
388	401160 00154	TRUCK	HINO	FG8JJKB-GGJ / FG235JJ	2010	1,300	307.000.000	399.100.000
389	401160 00154	TRUCK	HINO	FG8JJKB-GGJ / FG235JJ	2009	1,300	292.000.000	379.600.000
390	401160 00154	TRUCK	HINO	FG8JJKB-GGJ / FG235JJ	2008	1,300	278.000.000	361.400.000
391	401160 00154	TRUCK	HINO	FG8JJKB-GGJ / FG235JJ	2007	1,300	265.000.000	344.500.000
392	401160 00155	TRUCK	HINO	FG8JJKB-GGJL / FG235JL	2015	1,300	337.000.000	438.100.000
393	401160 00155	TRUCK	HINO	FG8JJKB-GGJL / FG235JL	2014	1,300	320.000.000	416.000.000
394	401160 00155	TRUCK	HINO	FG8JJKB-GGJL / FG235JL	2013	1,300	304.000.000	395.200.000
395	401160 00155	TRUCK	HINO	FG8JJKB-GGJL / FG235JL	2012	1,300	289.000.000	375.700.000
396	401160 00155	TRUCK	HINO	FG8JJKB-GGJL / FG235JL	2011	1,300	274.000.000	356.200.000
397	401160 00155	TRUCK	HINO	FG8JJKB-GGJL / FG235JL	2010	1,300	261.000.000	339.300.000
398	401160 00155	TRUCK	HINO	FG8JJKB-GGJL / FG235JL	2009	1,300	248.000.000	322.400.000
399	401160 00155	TRUCK	HINO	FG8JJKB-GGJL / FG235JL	2008	1,300	235.000.000	305.500.000
400	401160 00155	TRUCK	HINO	FG8JJKB-GGJL / FG235JL	2007	1,300	212.000.000	275.600.000
401	401160 00545	TRUCK	HINO	FG8JJKB-GGJT (FG235T/H) TRACTOR HEAD (4X2)	2019	1,300	398.000.000	517.400.000
402	401160 00156	TRUCK	HINO	FG8JK1A-BGJ (4X2)	2016	1,300	355.000.000	461.500.000
403	401160 00156	TRUCK	HINO	FG8JK1A-BGJ (4X2)	2015	1,300	288.000.000	374.400.000
404	401160 00156	TRUCK	HINO	FG8JK1A-BGJ (4X2)	2014	1,300	259.000.000	336.700.000
405	401160 00157	TRUCK	HINO	FG8JK1A-BGJ (FG235JK) (4X2)	2019	1,300	289.000.000	375.700.000
406	401160 00157	TRUCK	HINO	FG8JK1A-BGJ (FG235JK) (4X2)	2018	1,300	275.000.000	357.500.000
407	401160 00157	TRUCK	HINO	FG8JK1A-BGJ (FG235JK) (4X2)	2017	1,300	262.000.000	340.600.000
408	401160 00158	TRUCK	HINO	FG8JK1A-JGJ (4X2)	2019	1,300	372.000.000	483.600.000
409	401160 00158	TRUCK	HINO	FG8JK1A-JGJ (4X2)	2018	1,300	354.000.000	460.200.000
410	401160 00158	TRUCK	HINO	FG8JK1A-JGJ (4X2)	2017	1,300	337.000.000	438.100.000
411	401160 00158	TRUCK	HINO	FG8JK1A-JGJ (4X2)	2016	1,300	321.000.000	417.300.000
412	401160 00158	TRUCK	HINO	FG8JK1A-JGJ (4X2)	2015	1,300	305.000.000	396.500.000
413	401160 00158	TRUCK	HINO	FG8JK1A-JGJ (4X2)	2014	1,300	290.000.000	377.000.000
414	401160 00159	TRUCK	HINO	FG8JKKA-GGJ (FG215JE)	2017	1,300	347.000.000	451.100.000
415	401160 00159	TRUCK	HINO	FG8JKKA-GGJ (FG215JE)	2016	1,300	330.000.000	429.000.000
416	401160 00159	TRUCK	HINO	FG8JKKA-GGJ (FG215JE)	2015	1,300	314.000.000	408.200.000
417	401160 00159	TRUCK	HINO	FG8JKKA-GGJ (FG215JE)	2014	1,300	298.000.000	387.400.000
418	401160 00159	TRUCK	HINO	FG8JKKA-GGJ (FG215JE)	2013	1,300	274.000.000	356.200.000
419	401160 00159	TRUCK	HINO	FG8JKKA-GGJ (FG215JE)	2012	1,300	260.000.000	338.000.000
420	401160 00159	TRUCK	HINO	FG8JKKA-GGJ (FG215JE)	2011	1,300	247.000.000	321.100.000
421	401160 00159	TRUCK	HINO	FG8JKKA-GGJ (FG215JE)	2010	1,300	242.000.000	314.600.000
422	401160 00160	TRUCK	HINO	FG8JKKA-GGJP (FG215JP)	2017	1,300	348.000.000	452.400.000
423	401160 00160	TRUCK	HINO	FG8JKKA-GGJP (FG215JP)	2016	1,300	331.000.000	430.300.000
424	401160 00160	TRUCK	HINO	FG8JKKA-GGJP (FG215JP)	2015	1,300	314.000.000	408.200.000
425	401160 00160	TRUCK	HINO	FG8JKKA-GGJP (FG215JP)	2014	1,300	298.000.000	387.400.000
426	401160 00160	TRUCK	HINO	FG8JKKA-GGJP (FG215JP)	2013	1,300	292.000.000	379.600.000
427	401160 00161	TRUCK	HINO	FG8JKKA-GGJT (FG235T/H)	2015	1,300	391.000.000	508.300.000
428	401160 00161	TRUCK	HINO	FG8JKKA-GGJT (FG235T/H)	2014	1,300	372.000.000	483.600.000
429	401160 00161	TRUCK	HINO	FG8JKKA-GGJT (FG235T/H)	2013	1,300	353.000.000	458.900.000
430	401160 00162	TRUCK	HINO	FG8JKKB-GGJ / FG235JK	2019	1,300	481.000.000	625.300.000
431	401160 00162	TRUCK	HINO	FG8JKKB-GGJ / FG235JK	2018	1,300	457.000.000	594.100.000
432	401160 00162	TRUCK	HINO	FG8JKKB-GGJ / FG235JK	2017	1,300	435.000.000	565.500.000
433	401160 00162	TRUCK	HINO	FG8JKKB-GGJ / FG235JK	2016	1,300	414.000.000	538.200.000
434	401160 00162	TRUCK	HINO	FG8JKKB-GGJ / FG235JK	2015	1,300	394.000.000	512.200.000
435	401160 00162	TRUCK	HINO	FG8JKKB-GGJ / FG235JK	2014	1,300	375.000.000	487.500.000
436	401160 00162	TRUCK	HINO	FG8JKKB-GGJ / FG235JK	2013	1,300	357.000.000	464.100.000
437	401160 00162	TRUCK	HINO	FG8JKKB-GGJ / FG235JK	2012	1,300	340.000.000	442.000.000
438	401160 00162	TRUCK	HINO	FG8JKKB-GGJ / FG235JK	2011	1,300	323.000.000	419.900.000
439	401160 00162	TRUCK	HINO	FG8JKKB-GGJ / FG235JK	2010	1,300	307.000.000	399.100.000
440	401160 00162	TRUCK	HINO	FG8JKKB-GGJ / FG235JK	2009	1,300	292.000.000	379.600.000
441	401160 00162	TRUCK	HINO	FG8JKKB-GGJ / FG235JK	2008	1,300	278.000.000	361.400.000
442	401160 00162	TRUCK	HINO	FG8JKKB-GGJ / FG235JK	2007	1,300	265.000.000	344.500.000
443	401160 00163	TRUCK	HINO	FG8JKKB-GGJL / FG235JL	2019	1,300	470.000.000	611.000.000
444	401160 00163	TRUCK	HINO	FG8JKKB-GGJL / FG235JL	2018	1,300	447.000.000	581.100.000
445	401160 00163	TRUCK	HINO	FG8JKKB-GGJL / FG235JL	2017	1,300	425.000.000	552.500.000
446	401160 00163	TRUCK	HINO	FG8JKKB-GGJL / FG235JL	2016	1,300	404.000.000	525.200.000
447	401160 00163	TRUCK	HINO	FG8JKKB-GGJL / FG235JL	2015	1,300	384.000.000	499.200.000
448	401160 00163	TRUCK	HINO	FG8JKKB-GGJL / FG235JL	2014	1,300	365.000.000	474.500.000
449	401160 00163	TRUCK	HINO	FG8JKKB-GGJL / FG235JL	2013	1,300	347.000.000	451.100.000
450	401160 00163	TRUCK	HINO	FG8JKKB-GGJL / FG235JL	2012	1,300	330.000.000	429.000.000
451	401160 00163	TRUCK	HINO	FG8JKKB-GGJL / FG235JL	2011	1,300	314.000.000	408.200.000

NO	KODING	JENIS	MEREK	TIPE	TH BUAT	BOBOT	NJKB	DP PKB
1	2	3	4	5	6	7	8	9
452	401160 00163	TRUCK	HINO	FG8JKKB-GGJL / FG235JL	2010	1,300	299.000.000	388.700.000
453	401160 00163	TRUCK	HINO	FG8JKKB-GGJL / FG235JL	2009	1,300	285.000.000	370.500.000
454	401160 00163	TRUCK	HINO	FG8JKKB-GGJL / FG235JL	2008	1,300	271.000.000	352.300.000
455	401160 00163	TRUCK	HINO	FG8JKKB-GGJL / FG235JL	2007	1,300	258.000.000	335.400.000
456	401160 00164	TRUCK	HINO	FG8JKKB-GGJP / FG235JP	2019	1,300	475.000.000	617.500.000
457	401160 00164	TRUCK	HINO	FG8JKKB-GGJP / FG235JP	2018	1,300	452.000.000	587.600.000
458	401160 00164	TRUCK	HINO	FG8JKKB-GGJP / FG235JP	2017	1,300	430.000.000	559.000.000
459	401160 00164	TRUCK	HINO	FG8JKKB-GGJP / FG235JP	2016	1,300	409.000.000	531.700.000
460	401160 00164	TRUCK	HINO	FG8JKKB-GGJP / FG235JP	2015	1,300	389.000.000	505.700.000
461	401160 00164	TRUCK	HINO	FG8JKKB-GGJP / FG235JP	2014	1,300	370.000.000	481.000.000
462	401160 00164	TRUCK	HINO	FG8JKKB-GGJP / FG235JP	2013	1,300	352.000.000	457.600.000
463	401160 00164	TRUCK	HINO	FG8JKKB-GGJP / FG235JP	2012	1,300	335.000.000	435.500.000
464	401160 00164	TRUCK	HINO	FG8JKKB-GGJP / FG235JP	2011	1,300	319.000.000	414.700.000
465	401160 00164	TRUCK	HINO	FG8JKKB-GGJP / FG235JP	2010	1,300	304.000.000	395.200.000
466	401160 00164	TRUCK	HINO	FG8JKKB-GGJP / FG235JP	2009	1,300	289.000.000	375.700.000
467	401160 00164	TRUCK	HINO	FG8JKKB-GGJP / FG235JP	2008	1,300	275.000.000	357.500.000
468	401160 00164	TRUCK	HINO	FG8JKKB-GGJP / FG235JP	2007	1,300	262.000.000	340.600.000
469	401160 00165	TRUCK	HINO	FG8JKMB-GGJP (FG240JP) (4x2)	2017	1,300	384.000.000	499.200.000
470	401160 00165	TRUCK	HINO	FG8JKMB-GGJP (FG240JP) (4x2)	2016	1,300	365.000.000	474.500.000
471	401160 00165	TRUCK	HINO	FG8JKMB-GGJP (FG240JP) (4x2)	2015	1,300	347.000.000	451.100.000
472	401160 00165	TRUCK	HINO	FG8JKMB-GGJP (FG240JP) (4x2)	2014	1,300	330.000.000	429.000.000
473	401160 00165	TRUCK	HINO	FG8JKMB-GGJP (FG240JP) (4x2)	2013	1,300	323.000.000	419.900.000
474	401160 00166	TRUCK	HINO	FG8JL1A-BGJ (4X2)	2019	1,300	348.000.000	452.400.000
475	401160 00166	TRUCK	HINO	FG8JL1A-BGJ (4X2)	2018	1,300	331.000.000	430.300.000
476	401160 00166	TRUCK	HINO	FG8JL1A-BGJ (4X2)	2017	1,300	315.000.000	409.500.000
477	401160 00166	TRUCK	HINO	FG8JL1A-BGJ (4X2)	2016	1,300	300.000.000	390.000.000
478	401160 00166	TRUCK	HINO	FG8JL1A-BGJ (4X2)	2015	1,300	285.000.000	370.500.000
479	401160 00166	TRUCK	HINO	FG8JL1A-BGJ (4X2)	2014	1,300	271.000.000	352.300.000
480	401160 00167	TRUCK	HINO	FG8JL1A-JGJ (4X2)	2019	1,300	332.000.000	431.600.000
481	401160 00167	TRUCK	HINO	FG8JL1A-JGJ (4X2)	2018	1,300	316.000.000	410.800.000
482	401160 00167	TRUCK	HINO	FG8JL1A-JGJ (4X2)	2017	1,300	301.000.000	391.300.000
483	401160 00167	TRUCK	HINO	FG8JL1A-JGJ (4X2)	2016	1,300	286.000.000	371.800.000
484	401160 00167	TRUCK	HINO	FG8JL1A-JGJ (4X2)	2015	1,300	272.000.000	353.600.000
485	401160 00167	TRUCK	HINO	FG8JL1A-JGJ (4X2)	2014	1,300	259.000.000	336.700.000
486	401160 00168	TRUCK	HINO	FG8JM1A-DGJ (4X2)	2019	1,300	361.000.000	469.300.000
487	401160 00168	TRUCK	HINO	FG8JM1A-DGJ (4X2)	2018	1,300	343.000.000	445.900.000
488	401160 00168	TRUCK	HINO	FG8JM1A-DGJ (4X2)	2017	1,300	326.000.000	423.800.000
489	401160 00168	TRUCK	HINO	FG8JM1A-DGJ (4X2)	2016	1,300	310.000.000	403.000.000
490	401160 00168	TRUCK	HINO	FG8JM1A-DGJ (4X2)	2015	1,300	295.000.000	383.500.000
491	401160 00168	TRUCK	HINO	FG8JM1A-DGJ (4X2)	2014	1,300	281.000.000	365.300.000
492	401160 00169	TRUCK	HINO	FG8JM1A-PGJ (4X2)	2019	1,300	342.000.000	444.600.000
493	401160 00169	TRUCK	HINO	FG8JM1A-PGJ (4X2)	2018	1,300	325.000.000	422.500.000
494	401160 00169	TRUCK	HINO	FG8JM1A-PGJ (4X2)	2017	1,300	309.000.000	401.700.000
495	401160 00169	TRUCK	HINO	FG8JM1A-PGJ (4X2)	2016	1,300	294.000.000	382.200.000
496	401160 00169	TRUCK	HINO	FG8JM1A-PGJ (4X2)	2015	1,300	280.000.000	364.000.000
497	401160 00169	TRUCK	HINO	FG8JM1A-PGJ (4X2)	2014	1,300	266.000.000	345.800.000
498	401160 00170	TRUCK	HINO	FG8JMLB-NGJ / FG260J	2017	1,300	297.000.000	386.100.000
499	401160 00170	TRUCK	HINO	FG8JMLB-NGJ / FG260J	2016	1,300	291.000.000	378.300.000
500	401160 00170	TRUCK	HINO	FG8JMLB-NGJ / FG260J	2015	1,300	285.000.000	370.500.000
501	401160 00170	TRUCK	HINO	FG8JMLB-NGJ / FG260J	2014	1,300	279.000.000	362.700.000
502	401160 00170	TRUCK	HINO	FG8JMLB-NGJ / FG260J	2013	1,300	273.000.000	354.900.000
503	401160 00170	TRUCK	HINO	FG8JMLB-NGJ / FG260J	2012	1,300	268.000.000	348.400.000
504	401160 00170	TRUCK	HINO	FG8JMLB-NGJ / FG260J	2011	1,300	255.000.000	331.500.000
505	401160 00170	TRUCK	HINO	FG8JMLB-NGJ / FG260J	2010	1,300	242.000.000	314.600.000
506	401160 00170	TRUCK	HINO	FG8JMLB-NGJ / FG260J	2009	1,300	230.000.000	299.000.000
507	401160 00170	TRUCK	HINO	FG8JMLB-NGJ / FG260J	2008	1,300	219.000.000	284.700.000
508	401160 00170	TRUCK	HINO	FG8JMLB-NGJ / FG260J	2007	1,300	215.000.000	279.500.000
509	401160 00171	TRUCK	HINO	FG8JMLB-NGJ / FG260JM (TRUCK)	2011	1,300	294.000.000	382.200.000
510	401160 00172	TRUCK	HINO	FG8JP1A-AGJ	2015	1,300	203.000.000	263.900.000
511	401160 00173	TRUCK	HINO	FG8JP1A-AGJ (4X2)	2019	1,300	314.000.000	408.200.000
512	401160 00173	TRUCK	HINO	FG8JP1A-AGJ (4X2)	2018	1,300	299.000.000	388.700.000
513	401160 00173	TRUCK	HINO	FG8JP1A-AGJ (4X2)	2017	1,300	285.000.000	370.500.000
514	401160 00173	TRUCK	HINO	FG8JP1A-AGJ (4X2)	2016	1,300	271.000.000	352.300.000
515	401160 00174	TRUCK	HINO	FG8JP1A-BGJ (4X2)	2019	1,300	309.000.000	401.700.000
516	401160 00174	TRUCK	HINO	FG8JP1A-BGJ (4X2)	2018	1,300	294.000.000	382.200.000
517	401160 00174	TRUCK	HINO	FG8JP1A-BGJ (4X2)	2017	1,300	280.000.000	364.000.000
518	401160 00174	TRUCK	HINO	FG8JP1A-BGJ (4X2)	2016	1,300	266.000.000	345.800.000
519	401160 00174	TRUCK	HINO	FG8JP1A-BGJ (4X2)	2015	1,300	253.000.000	328.900.000
520	401160 00174	TRUCK	HINO	FG8JP1A-BGJ (4X2)	2014	1,300	241.000.000	313.300.000
521	401160 00175	TRUCK	HINO	FG8JP1A-JGJ (4X2)	2019	1,300	351.000.000	456.300.000
522	401160 00175	TRUCK	HINO	FG8JP1A-JGJ (4X2)	2018	1,300	334.000.000	434.200.000
523	401160 00175	TRUCK	HINO	FG8JP1A-JGJ (4X2)	2017	1,300	318.000.000	413.400.000
524	401160 00175	TRUCK	HINO	FG8JP1A-JGJ (4X2)	2016	1,300	303.000.000	393.900.000
525	401160 00175	TRUCK	HINO	FG8JP1A-JGJ (4X2)	2015	1,300	288.000.000	374.400.000
526	401160 00175	TRUCK	HINO	FG8JP1A-JGJ (4X2)	2014	1,300	274.000.000	356.200.000
527	401160 00176	TRUCK	HINO	FG8JS1A-BGJ (4X2)	2019	1,300	356.000.000	462.800.000
528	401160 00176	TRUCK	HINO	FG8JS1A-BGJ (4X2)	2018	1,300	339.000.000	440.700.000
529	401160 00176	TRUCK	HINO	FG8JS1A-BGJ (4X2)	2017	1,300	323.000.000	419.900.000
530	401160 00176	TRUCK	HINO	FG8JS1A-BGJ (4X2)	2016	1,300	307.000.000	399.100.000
531	401160 00176	TRUCK	HINO	FG8JS1A-BGJ (4X2)	2015	1,300	292.000.000	379.600.000
532	401160 00176	TRUCK	HINO	FG8JS1A-BGJ (4X2)	2014	1,300	278.000.000	361.400.000
533	401160 00177	TRUCK	HINO	FG8JS1A-JGJ (4X2)	2019	1,300	343.000.000	445.900.000
534	401160 00177	TRUCK	HINO	FG8JS1A-JGJ (4X2)	2018	1,300	326.000.000	423.800.000
535	401160 00177	TRUCK	HINO	FG8JS1A-JGJ (4X2)	2017	1,300	310.000.000	403.000.000
536	401160 00177	TRUCK	HINO	FG8JS1A-JGJ (4X2)	2016	1,300	295.000.000	383.500.000
537	401160 00177	TRUCK	HINO	FG8JS1A-JGJ (4X2)	2015	1,300	281.000.000	365.300.000
538	401160 00177	TRUCK	HINO	FG8JS1A-JGJ (4X2)	2014	1,300	267.000.000	347.100.000
539	401160 00178	TRUCK	HINO	FG8JSKB-GGJ (FG235JS)	2019	1,300	489.000.000	635.700.000
540	401160 00178	TRUCK	HINO	FG8JSKB-GGJ (FG235JS)	2018	1,300	465.000.000	604.500.000
541	401160 00178	TRUCK	HINO	FG8JSKB-GGJ (FG235JS)	2016	1,300	419.000.000	544.700.000
542	401160 00178	TRUCK	HINO	FG8JSKB-GGJ (FG235JS)	2015	1,300	399.000.000	518.700.000

NO	KODING	JENIS	MEREK	TIPE	TH BUAT	BOBOT	NJKB	DP PKB
1	2	3	4	5	6	7	8	9
543	401160 00178	TRUCK	HINO	F68JSKB-GGJ (FG235JS)	2014	1,300	380.000.000	494.000.000
544	401160 00178	TRUCK	HINO	F68JSKB-GGJ (FG235JS)	2013	1,300	361.000.000	469.300.000
545	401160 00179	TRUCK	HINO	F68JSMB-GGJ (FG240JS)	2017	1,300	395.000.000	513.500.000
546	401160 00179	TRUCK	HINO	F68JSMB-GGJ (FG240JS)	2016	1,300	371.000.000	482.300.000
547	401160 00179	TRUCK	HINO	F68JSMB-GGJ (FG240JS)	2015	1,300	364.000.000	473.200.000
548	401160 00179	TRUCK	HINO	F68JSMB-GGJ (FG240JS)	2014	1,300	354.000.000	460.200.000
549	401160 00179	TRUCK	HINO	F68JSMB-GGJ (FG240JS)	2013	1,300	335.000.000	435.500.000
550	401160 00180	TRUCK	HINO	F68JSMB-GGJ (FG240JS) (4x2)	2014	1,300	354.000.000	460.200.000
551	401160 00180	TRUCK	HINO	F68JSMB-GGJ (FG240JS) (4x2)	2013	1,300	335.000.000	435.500.000
552	401160 00181	TRUCK	HINO	FGJJ1D-BGJ (4X2)	2016	1,300	228.000.000	296.400.000
553	401160 00185	TRUCK	HINO	FH 221 A / 9.043	1998	1,300	120.000.000	156.000.000
554	401160 00186	TRUCK	HINO	FH 221 B / 11.000cc	1996	1,300	109.000.000	141.700.000
555	401160 00187	TRUCK	HINO	FH 226 B / 11.000cc	1996	1,300	109.000.000	141.700.000
556	401160 00188	TRUCK	HINO	FH 272 B / 11.000cc	1996	1,300	109.000.000	141.700.000
557	401160 00182	TRUCK	HINO	FH 2 KGB	1998	1,300	143.000.000	185.900.000
558	401160 00183	TRUCK	HINO	FH 2 KLB	1996	1,300	122.000.000	158.600.000
559	401160 00184	TRUCK	HINO	FH 2 KRA 15.300cc	1997	1,300	138.000.000	179.400.000
560	401160 00184	TRUCK	HINO	FH 2 KRA 15.300cc	1996	1,300	131.000.000	170.300.000
561	401160 00189	TRUCK	HINO	FL 176 NA / 7412cc	2001	1,300	232.000.000	301.600.000
562	401160 00189	TRUCK	HINO	FL 176 NA / 7412cc	2000	1,300	221.000.000	287.300.000
563	401160 00190	TRUCK	HINO	FL 1JNPA-BGJ (FL 210J) (6x2)	2007	1,300	238.000.000	309.400.000
564	401160 00190	TRUCK	HINO	FL 1JNPA-BGJ (FL 210J) (6x2)	2006	1,300	233.000.000	302.900.000
565	401160 00190	TRUCK	HINO	FL 1JNPA-BGJ (FL 210J) (6x2)	2005	1,300	224.000.000	291.200.000
566	401160 00190	TRUCK	HINO	FL 1JNPA-BGJ (FL 210J) (6x2)	2004	1,300	222.000.000	288.600.000
567	401160 00190	TRUCK	HINO	FL 1JNPA-BGJ (FL 210J) (6x2)	2003	1,300	217.000.000	282.100.000
568	401160 00191	TRUCK	HINO	FL 1JNRA-RGJ (FL 260J) (6x2)	2009	1,300	273.000.000	354.900.000
569	401160 00191	TRUCK	HINO	FL 1JNRA-RGJ (FL 260J) (6x2)	2008	1,300	260.000.000	338.000.000
570	401160 00191	TRUCK	HINO	FL 1JNRA-RGJ (FL 260J) (6x2)	2007	1,300	248.000.000	322.400.000
571	401160 00191	TRUCK	HINO	FL 1JNRA-RGJ (FL 260J) (6x2)	2006	1,300	243.000.000	315.900.000
572	401160 00191	TRUCK	HINO	FL 1JNRA-RGJ (FL 260J) (6x2)	2005	1,300	234.000.000	304.200.000
573	401160 00191	TRUCK	HINO	FL 1JNRA-RGJ (FL 260J) (6x2)	2004	1,300	232.000.000	301.600.000
574	401160 00191	TRUCK	HINO	FL 1JNRA-RGJ (FL 260J) (6x2)	2003	1,300	226.000.000	293.800.000
575	401160 00192	TRUCK	HINO	FL 210 FS	2005	1,300	238.000.000	309.400.000
576	401160 00192	TRUCK	HINO	FL 210 FS	2004	1,300	228.000.000	296.400.000
577	401160 00193	TRUCK	HINO	FL2PU1A-2HT	2019	1,300	731.000.000	950.300.000
578	401160 00193	TRUCK	HINO	FL2PU1A-2HT	2018	1,300	695.000.000	903.500.000
579	401160 00546	TRUCK	HINO	FL8JN1A-BGJ (FL235JN) TRONTON (6X2)	2019	1,300	415.000.000	539.500.000
580	401160 00547	TRUCK	HINO	FL8JN1A-JGJ TRONTON (6X2)	2019	1,300	372.000.000	483.600.000
581	401160 00548	TRUCK	HINO	FL8JNKA-GGJ (FL235JN) TRONTON (6X2)	2019	1,300	569.000.000	739.700.000
582	401160 00194	TRUCK	HINO	FL8JNKA-GGJW (FL235JW)	2019	1,300	587.000.000	763.100.000
583	401160 00194	TRUCK	HINO	FL8JNKA-GGJW (FL235JW)	2018	1,300	558.000.000	725.400.000
584	401160 00194	TRUCK	HINO	FL8JNKA-GGJW (FL235JW)	2017	1,300	531.000.000	690.300.000
585	401160 00194	TRUCK	HINO	FL8JNKA-GGJW (FL235JW)	2016	1,300	505.000.000	656.500.000
586	401160 00194	TRUCK	HINO	FL8JNKA-GGJW (FL235JW)	2015	1,300	480.000.000	624.000.000
587	401160 00194	TRUCK	HINO	FL8JNKA-GGJW (FL235JW)	2014	1,300	456.000.000	592.800.000
588	401160 00194	TRUCK	HINO	FL8JNKA-GGJW (FL235JW)	2013	1,300	434.000.000	564.200.000
589	401160 00194	TRUCK	HINO	FL8JNKA-GGJW (FL235JW)	2012	1,300	413.000.000	536.900.000
590	401160 00194	TRUCK	HINO	FL8JNKA-GGJW (FL235JW)	2011	1,300	393.000.000	510.900.000
591	401160 00194	TRUCK	HINO	FL8JNKA-GGJW (FL235JW)	2010	1,300	374.000.000	486.200.000
592	401160 00194	TRUCK	HINO	FL8JNKA-GGJW (FL235JW)	2009	1,300	356.000.000	462.800.000
593	401160 00194	TRUCK	HINO	FL8JNKA-GGJW (FL235JW)	2008	1,300	339.000.000	440.700.000
594	401160 00194	TRUCK	HINO	FL8JNKA-GGJW (FL235JW)	2007	1,300	323.000.000	419.900.000
595	401160 00195	TRUCK	HINO	FL8JNMA-GGJW (FL240JW) (6x2)	2017	1,300	476.000.000	618.800.000
596	401160 00195	TRUCK	HINO	FL8JNMA-GGJW (FL240JW) (6x2)	2016	1,300	438.000.000	569.400.000
597	401160 00195	TRUCK	HINO	FL8JNMA-GGJW (FL240JW) (6x2)	2015	1,300	403.000.000	523.900.000
598	401160 00195	TRUCK	HINO	FL8JNMA-GGJW (FL240JW) (6x2)	2014	1,300	379.000.000	492.700.000
599	401160 00195	TRUCK	HINO	FL8JNMA-GGJW (FL240JW) (6x2)	2013	1,300	371.000.000	482.300.000
600	401160 00549	TRUCK	HINO	FL8JT1A-EGJ (FL260JT) TRONTON (6X2)	2019	1,300	434.000.000	564.200.000
601	401160 00550	TRUCK	HINO	FL8JT1A-SGJ TRONTON (6X2)	2019	1,300	472.000.000	613.600.000
602	401160 00551	TRUCK	HINO	FL8JTLA-MGJ (FL260JT) TRONTON (6X2)	2019	1,300	599.000.000	778.700.000
603	401160 00552	TRUCK	HINO	FL8JTLA-MGJW (FL260JW) TRONTON (6X2)	2019	1,300	497.000.000	646.100.000
604	401160 00553	TRUCK	HINO	FL8JW1A-BGJ (FL235JW) TRONTON (6X2)	2019	1,300	420.000.000	546.000.000
605	401160 00554	TRUCK	HINO	FL8JW1A-EGJ (FL260JW) TRONTON (6X2)	2019	1,300	439.000.000	570.700.000
606	401160 00555	TRUCK	HINO	FL8JW1A-JGJ TRONTON (6X2)	2019	1,300	601.000.000	781.300.000
607	401160 00556	TRUCK	HINO	FL8JW1A-SGJ TRONTON (6X2)	2019	1,300	477.000.000	620.100.000
608	401160 00198	TRUCK	HINO	FM1JKPM-RGJ (6x4). (FM260JM)	2007	1,300	262.000.000	340.600.000
609	401160 00198	TRUCK	HINO	FM1JKPM-RGJ (6x4). (FM260JM)	2006	1,300	258.000.000	335.400.000
610	401160 00198	TRUCK	HINO	FM1JKPM-RGJ (6x4). (FM260JM)	2005	1,300	248.000.000	322.400.000
611	401160 00198	TRUCK	HINO	FM1JKPM-RGJ (6x4). (FM260JM)	2004	1,300	247.000.000	321.100.000
612	401160 00198	TRUCK	HINO	FM1JKPM-RGJ (6x4). (FM260JM)	2003	1,300	246.000.000	319.800.000
613	401160 00199	TRUCK	HINO	FM1JNPD-RGJ (6x4). (FM260JD)	2007	1,300	263.000.000	341.900.000
614	401160 00199	TRUCK	HINO	FM1JNPD-RGJ (6x4). (FM260JD)	2006	1,300	260.000.000	338.000.000
615	401160 00199	TRUCK	HINO	FM1JNPD-RGJ (6x4). (FM260JD)	2005	1,300	257.000.000	334.100.000
616	401160 00199	TRUCK	HINO	FM1JNPD-RGJ (6x4). (FM260JD)	2004	1,300	254.000.000	330.200.000
617	401160 00199	TRUCK	HINO	FM1JNPD-RGJ (6x4). (FM260JD)	2003	1,300	249.000.000	323.700.000
618	401160 00201	TRUCK	HINO	FM2PK1B-2HT	2019	1,300	730.000.000	949.000.000
619	401160 00201	TRUCK	HINO	FM2PK1B-2HT	2018	1,300	694.000.000	902.200.000
620	401160 00557	TRUCK	HINO	FM2PK1B-MGJ TRACTOR HEAD (6X4)	2019	1,300	861.000.000	1.119.300.000
621	401160 00558	TRUCK	HINO	FM2PKMA-CGT TRACTOR HEAD (6X4)	2019	1,300	826.000.000	1.073.800.000
622	401160 00202	TRUCK	HINO	FM2PKMA-ZGJ (FM350TH)	2015	1,300	540.000.000	702.000.000
623	401160 00202	TRUCK	HINO	FM2PKMA-ZGJ (FM350TH)	2014	1,300	514.000.000	668.200.000
624	401160 00202	TRUCK	HINO	FM2PKMA-ZGJ (FM350TH)	2013	1,300	487.000.000	633.100.000
625	401160 00200	TRUCK	HINO	FM2 PKPA-RGJ (6x4). (FM320P)	2004	1,300	291.000.000	378.300.000
626	401160 00200	TRUCK	HINO	FM2 PKPA-RGJ (6x4). (FM320P)	2003	1,300	289.000.000	375.700.000
627	401160 00196	TRUCK	HINO	FM 2 PKPA-RGJ (FM320P)	2005	1,300	294.000.000	382.200.000
628	401160 00197	TRUCK	HINO	FM 2 PKPA-RGJ (FM320P) (6x4)	2005	1,300	227.000.000	295.100.000
629	401160 00197	TRUCK	HINO	FM 2 PKPA-RGJ (FM320P) (6x4)	2004	1,300	221.000.000	287.300.000
630	401160 00197	TRUCK	HINO	FM 2 PKPA-RGJ (FM320P) (6x4)	2003	1,300	213.000.000	276.900.000
631	401160 00559	TRUCK	HINO	FM2PL1D-MGJ TRONTON (6X4)	2019	1,300	658.000.000	855.400.000
632	401160 00203	TRUCK	HINO	FM2PLKD-ZGJ (FM320PL)	2017	1,300	621.000.000	807.300.000
633	401160 00203	TRUCK	HINO	FM2PLKD-ZGJ (FM320PL)	2016	1,300	503.000.000	653.900.000

NO	KODING	JENIS	MEREK	TIPE	TH BUAT	BOBOT	NJKB	DP PKB
1	2	3	4	5	6	7	8	9
634	401160 00203	TRUCK	HINO	FM2PLKD-ZGJ (FM320PL)	2015	1,300	453.000.000	588.900.000
635	401160 00203	TRUCK	HINO	FM2PLKD-ZGJ (FM320PL)	2014	1,300	408.000.000	530.400.000
636	401160 00203	TRUCK	HINO	FM2PLKD-ZGJ (FM320PL)	2013	1,300	400.000.000	520.000.000
637	401160 00560	TRUCK	HINO	FM2PN1D-MGJ TRONTON (6X4)	2019	1,300	676.000.000	878.800.000
638	401160 00204	TRUCK	HINO	FM2PNKD-ZGJ (FM 320PD)	2017	1,300	642.000.000	834.600.000
639	401160 00204	TRUCK	HINO	FM2PNKD-ZGJ (FM 320PD)	2016	1,300	507.000.000	659.100.000
640	401160 00204	TRUCK	HINO	FM2PNKD-ZGJ (FM 320PD)	2015	1,300	456.000.000	592.800.000
641	401160 00204	TRUCK	HINO	FM2PNKD-ZGJ (FM 320PD)	2014	1,300	410.000.000	533.000.000
642	401160 00204	TRUCK	HINO	FM2PNKD-ZGJ (FM 320PD)	2013	1,300	390.000.000	507.000.000
643	401160 00204	TRUCK	HINO	FM2PNKD-ZGJ (FM 320PD)	2012	1,300	371.000.000	482.300.000
644	401160 00204	TRUCK	HINO	FM2PNKD-ZGJ (FM 320PD)	2011	1,300	352.000.000	457.600.000
645	401160 00204	TRUCK	HINO	FM2PNKD-ZGJ (FM 320PD)	2010	1,300	345.000.000	448.500.000
646	401160 00561	TRUCK	HINO	FM8JK1B-SGJ TRACTOR HEAD (6X4)	2019	1,300	746.000.000	969.800.000
647	401160 00562	TRUCK	HINO	FM8JK1B-XGJ TRACTOR HEAD (6X4)	2019	1,300	762.000.000	990.600.000
648	401160 00563	TRUCK	HINO	FM8JK1M-EGJ TRONTON (6X4)	2019	1,300	724.000.000	941.200.000
649	401160 00564	TRUCK	HINO	FM8JK1M-XGJ TRONTON (6X4)	2019	1,300	558.000.000	725.400.000
650	401160 00565	TRUCK	HINO	FM8JKKA-MGJ (FM260TH) TRACTOR HEAD (6X4)	2019	1,300	520.000.000	676.000.000
651	401160 00566	TRUCK	HINO	FM8JKKM-MGJ (FM260JM) TRONTON (6X4)	2019	1,300	595.000.000	773.500.000
652	401160 00567	TRUCK	HINO	FM8JN1D-CGJ TRONTON (6X4)	2019	1,300	685.000.000	890.500.000
653	401160 00568	TRUCK	HINO	FM8JN1D-EGJ (FM260JD) TRONTON (6X4)	2019	1,300	501.000.000	651.300.000
654	401160 00569	TRUCK	HINO	FM8JN1D-MGJ TRONTON (6X4)	2019	1,300	514.000.000	668.200.000
655	401160 00570	TRUCK	HINO	FM8JN1D-XGJ TRONTON (6X4)	2019	1,300	732.000.000	951.600.000
656	401160 00571	TRUCK	HINO	FM8JNKD-MGJ (FM260JD) TRONTON (6X4)	2019	1,300	708.000.000	920.400.000
657	401160 00205	TRUCK	HINO	FM8JNKD-MGJW (FM260JW)	2019	1,300	617.000.000	802.100.000
658	401160 00205	TRUCK	HINO	FM8JNKD-MGJW (FM260JW)	2018	1,300	587.000.000	763.100.000
659	401160 00205	TRUCK	HINO	FM8JNKD-MGJW (FM260JW)	2017	1,300	558.000.000	725.400.000
660	401160 00205	TRUCK	HINO	FM8JNKD-MGJW (FM260JW)	2016	1,300	531.000.000	690.300.000
661	401160 00205	TRUCK	HINO	FM8JNKD-MGJW (FM260JW)	2015	1,300	505.000.000	656.500.000
662	401160 00205	TRUCK	HINO	FM8JNKD-MGJW (FM260JW)	2014	1,300	480.000.000	624.000.000
663	401160 00205	TRUCK	HINO	FM8JNKD-MGJW (FM260JW)	2013	1,300	456.000.000	592.800.000
664	401160 00205	TRUCK	HINO	FM8JNKD-MGJW (FM260JW)	2012	1,300	434.000.000	564.200.000
665	401160 00205	TRUCK	HINO	FM8JNKD-MGJW (FM260JW)	2011	1,300	413.000.000	536.900.000
666	401160 00206	TRUCK	HINO	FM8JNMD-MGJ (FM285JD) 6X4	2017	1,300	533.000.000	692.900.000
667	401160 00206	TRUCK	HINO	FM8JNMD-MGJ (FM285JD) 6X4	2016	1,300	432.000.000	561.600.000
668	401160 00206	TRUCK	HINO	FM8JNMD-MGJ (FM285JD) 6X4	2015	1,300	389.000.000	505.700.000
669	401160 00206	TRUCK	HINO	FM8JNMD-MGJ (FM285JD) 6X4	2014	1,300	348.000.000	452.400.000
670	401160 00206	TRUCK	HINO	FM8JNMD-MGJ (FM285JD) 6X4	2013	1,300	331.000.000	430.300.000
671	401160 00206	TRUCK	HINO	FM8JNMD-MGJ (FM285JD) 6X4	2012	1,300	324.000.000	421.200.000
672	401160 00207	TRUCK	HINO	FM8JNMD-MGJW (FM285JW) (6X4)	2017	1,300	592.000.000	769.600.000
673	401160 00207	TRUCK	HINO	FM8JNMD-MGJW (FM285JW) (6X4)	2016	1,300	562.000.000	730.600.000
674	401160 00207	TRUCK	HINO	FM8JNMD-MGJW (FM285JW) (6X4)	2015	1,300	534.000.000	694.200.000
675	401160 00207	TRUCK	HINO	FM8JNMD-MGJW (FM285JW) (6X4)	2014	1,300	486.000.000	631.800.000
676	401160 00207	TRUCK	HINO	FM8JNMD-MGJW (FM285JW) (6X4)	2013	1,300	462.000.000	600.600.000
677	401160 00572	TRUCK	HINO	FM8JW1A-EGJ (FM260JW) TRONTON (6X4)	2019	1,300	442.000.000	574.600.000
678	401160 00573	TRUCK	HINO	FM8JW1A-XGJ TRONTON (6X4)	2019	1,300	573.000.000	744.900.000
679	401160 00210	TRUCK	HINO	FN 274 B	1997	1,300	134.000.000	174.200.000
680	401160 00210	TRUCK	HINO	FN 274 B	1996	1,300	122.000.000	158.600.000
681	401160 00210	TRUCK	HINO	FN 274 B	1995	1,300	112.000.000	145.600.000
682	401160 00210	TRUCK	HINO	FN 274 B	1994	1,300	102.000.000	132.600.000
683	401160 00210	TRUCK	HINO	FN 274 B	1993	1,300	92.000.000	119.600.000
684	401160 00210	TRUCK	HINO	FN 274 B	1992	1,300	90.000.000	117.000.000
685	401160 00210	TRUCK	HINO	FN 274 B	1991	1,300	85.000.000	110.500.000
686	401160 00210	TRUCK	HINO	FN 274 B	1990	1,300	80.000.000	104.000.000
687	401160 00210	TRUCK	HINO	FN 274 B	1989	1,300	73.000.000	94.900.000
688	401160 00208	TRUCK	HINO	FN 2 KPA / 11.000cc	1996	1,300	133.000.000	172.900.000
689	401160 00209	TRUCK	HINO	FN 2 KPA / 11.000cc (CHASIS TRUCK)	1996	1,300	133.000.000	172.900.000
690	401160 00211	TRUCK	HINO	FN 604 B / 11.000cc (CHASIS TRUCK)	1996	1,300	133.000.000	172.900.000
691	401160 00212	TRUCK	HINO	FP 1 PWA	1995	1,300	128.000.000	166.400.000
692	401160 00213	TRUCK	HINO	FP 2 KWA	1995	1,300	133.000.000	172.900.000
693	401160 00214	TRUCK	HINO	FR 1 FH 270 B / 11.149cc (CHASIS TRUCK)	1997	1,300	143.000.000	185.900.000
694	401160 00215	TRUCK	HINO	FR 1 KVA	1996	1,300	135.000.000	175.500.000
695	401160 00215	TRUCK	HINO	FR 1 KVA	1995	1,300	123.000.000	159.900.000
696	401160 00216	TRUCK	HINO	FR 1 KWB	1999	1,300	176.000.000	228.800.000
697	401160 00216	TRUCK	HINO	FR 1 KWB	1998	1,300	160.000.000	208.000.000
698	401160 00216	TRUCK	HINO	FR 1 KWB	1997	1,300	146.000.000	189.800.000
699	401160 00216	TRUCK	HINO	FR 1 KWB	1996	1,300	133.000.000	172.900.000
700	401160 00217	TRUCK	HINO	FR 1 RWA	1995	1,300	136.000.000	176.800.000
701	401160 00220	TRUCK	HINO	FR 274 B	1988	1,300	63.000.000	81.900.000
702	401160 00221	TRUCK	HINO	FR 289 B / 11.149cc (CHASIS TRUCK)	1996	1,300	120.000.000	156.000.000
703	401160 00218	TRUCK	HINO	FR 2 KRB (CHASIS TRUCK)	1998	1,300	152.000.000	197.600.000
704	401160 00219	TRUCK	HINO	FR 2 KVA TRUCK 13.269 CC	1997	1,300	160.000.000	208.000.000
705	401160 00222	TRUCK	HINO	FR 606 B	1994	1,300	110.000.000	143.000.000
706	401160 00223	TRUCK	HINO	FR 668 B / 16.745cc	1997	1,300	94.000.000	122.200.000
707	401160 00243	TRUCK	HINO	FS1ELPD (6X4)	2019	1,300	924.000.000	1.201.200.000
708	401160 00243	TRUCK	HINO	FS1ELPD (6X4)	2018	1,300	878.000.000	1.141.400.000
709	401160 00243	TRUCK	HINO	FS1ELPD (6X4)	2017	1,300	835.000.000	1.085.500.000
710	401160 00243	TRUCK	HINO	FS1ELPD (6X4)	2016	1,300	794.000.000	1.032.200.000
711	401160 00243	TRUCK	HINO	FS1ELPD (6X4)	2015	1,300	755.000.000	981.500.000
712	401160 00243	TRUCK	HINO	FS1ELPD (6X4)	2014	1,300	718.000.000	933.400.000
713	401160 00243	TRUCK	HINO	FS1ELPD (6X4)	2013	1,300	683.000.000	887.900.000
714	401160 00243	TRUCK	HINO	FS1ELPD (6X4)	2012	1,300	649.000.000	843.700.000
715	401160 00226	TRUCK	HINO	FS 270 A / 13.267cc (CHASIS TRUCK)	1995	1,300	141.000.000	183.300.000
716	401160 00227	TRUCK	HINO	FS 270 B / 11.000cc (CHASIS TRUCK)	1997	1,300	149.000.000	193.700.000
717	401160 00227	TRUCK	HINO	FS 270 B / 11.000cc (CHASIS TRUCK)	1996	1,300	144.000.000	187.200.000
718	401160 00228	TRUCK	HINO	FS 270 B / 14.880cc	1998	1,300	156.000.000	202.800.000
719	401160 00229	TRUCK	HINO	FS 271 1924cc	1995	1,300	130.000.000	169.000.000
720	401160 00230	TRUCK	HINO	FS 271 KM (6x4)	1997	1,300	162.000.000	210.600.000
721	401160 00230	TRUCK	HINO	FS 271 KM (6x4)	1996	1,300	154.000.000	200.200.000
722	401160 00231	TRUCK	HINO	FS 274 B / 11.670cc	1997	1,300	128.000.000	166.400.000
723	401160 00232	TRUCK	HINO	FS 276 A / 13.267cc (CHASIS TRUCK)	1996	1,300	161.000.000	209.300.000
724	401160 00224	TRUCK	HINO	FS 2 FKB / 17.288cc (CHASIS TRUCK)	1998	1,300	153.000.000	198.900.000

NO	KODING	JENIS	MEREK	TIPE	TH BUAT	BOBOT	NJKB	DP PKB
1	2	3	4	5	6	7	8	9
725	401160 00225	TRUCK	HINO	FS 2 FMA / 12.500cc (CHASIS TRUCK)	1996	1,300	85.000.000	110.500.000
726	401160 00233	TRUCK	HINO	FS 3 FKA / 17.790cc (CHASIS TRUCK)	1998	1,300	163.000.000	211.900.000
727	401160 00234	TRUCK	HINO	FS 3 FWA / 11.000cc (CHASIS TRUCK)	1997	1,300	158.000.000	205.400.000
728	401160 00235	TRUCK	HINO	FS 600 B	1988	1,300	74.000.000	96.200.000
729	401160 00236	TRUCK	HINO	FS 600 B / 16.260cc (CHASIS TRUCK)	1997	1,300	132.000.000	171.600.000
730	401160 00237	TRUCK	HINO	FS 604 A / 16.260cc	1996	1,300	125.000.000	162.500.000
731	401160 00238	TRUCK	HINO	FS 630 A / 11.000cc	1995	1,300	116.000.000	150.800.000
732	401160 00239	TRUCK	HINO	FS 630 B / 11.000cc (CHASIS TRUCK)	1998	1,300	139.000.000	180.700.000
733	401160 00239	TRUCK	HINO	FS 630 B / 11.000cc (CHASIS TRUCK)	1997	1,300	132.000.000	171.600.000
734	401160 00239	TRUCK	HINO	FS 630 B / 11.000cc (CHASIS TRUCK)	1996	1,300	122.000.000	158.600.000
735	401160 00239	TRUCK	HINO	FS 630 B / 11.000cc (CHASIS TRUCK)	1995	1,300	116.000.000	150.800.000
736	401160 00240	TRUCK	HINO	FS 660 B	2005	1,300	172.000.000	223.600.000
737	401160 00241	TRUCK	HINO	FS 660B TRUCK	2000	1,300	165.000.000	214.500.000
738	401160 00241	TRUCK	HINO	FS 660B TRUCK	1999	1,300	150.000.000	195.000.000
739	401160 00242	TRUCK	HINO	FS 664 B	1997	1,300	134.000.000	174.200.000
740	401160 00242	TRUCK	HINO	FS 664 B	1996	1,300	115.000.000	149.500.000
741	401160 00244	TRUCK	HINO	FY1EUP	2009	1,300	580.000.000	754.000.000
742	401160 00244	TRUCK	HINO	FY1EUP	2008	1,300	552.000.000	717.600.000
743	401160 00245	TRUCK	HINO	GY2PU1M-MGJ (8X4)	2016	1,300	664.000.000	863.200.000
744	401160 00245	TRUCK	HINO	GY2PU1M-MGJ (8X4)	2015	1,300	651.000.000	846.300.000
745	401160 00245	TRUCK	HINO	GY2PU1M-MGJ (8X4)	2014	1,300	638.000.000	829.400.000
746	401160 00246	TRUCK	HINO	GY2PU1M-MGJ (GY350PU) (8X4)	2019	1,300	580.000.000	754.000.000
747	401160 00246	TRUCK	HINO	GY2PU1M-MGJ (GY350PU) (8X4)	2018	1,300	551.000.000	716.300.000
748	401160 00246	TRUCK	HINO	GY2PU1M-MGJ (GY350PU) (8X4)	2017	1,300	524.000.000	681.200.000
749	401160 00246	TRUCK	HINO	GY2PU1M-MGJ (GY350PU) (8X4)	2016	1,300	498.000.000	647.400.000
750	401160 00247	TRUCK	HINO	KAB 113	1980	1,300	9.400.000	12.220.000
751	401160 00248	TRUCK	HINO	KL 321	1980	1,300	12.500.000	16.250.000
752	401160 00249	TRUCK	HINO	KL 340 DIESEL	1980	1,300	15.000.000	19.500.000
753	401160 00250	TRUCK	HINO	KR 320	1982	1,300	17.000.000	22.100.000
754	401160 00250	TRUCK	HINO	KR 320	1981	1,300	16.500.000	21.450.000
755	401160 00250	TRUCK	HINO	KR 320	1980	1,300	13.000.000	16.900.000
756	401160 00574	TRUCK	HINO	SG8JDKA-LGJ (SG260J) TRACTOR HEAD (4X2)	2019	1,300	453.000.000	588.900.000
757	401160 00575	TRUCK	HINO	SG8JDMA-LGJ (SG285J) TRACTOR HEAD (4X2)	2019	1,300	599.000.000	778.700.000
758	401160 00576	TRUCK	HINO	SG8JE1B-EGJ (SG260TH) TRACTOR HEAD (4X2)	2019	1,300	400.000.000	520.000.000
759	401160 00577	TRUCK	HINO	SG8JE1B-XGJ TRACTOR HEAD (4X2)	2019	1,300	422.000.000	548.600.000
760	401160 00251	TRUCK	HINO	SH 273 K	1993	1,300	110.000.000	143.000.000
761	401160 00252	TRUCK	HINO	SH 283 K	1993	1,300	110.000.000	143.000.000
762	401160 00255	TRUCK	HINO	SS1EKLA-WA (6X4)	2019	1,300	663.000.000	861.900.000
763	401160 00255	TRUCK	HINO	SS1EKLA-WA (6X4)	2018	1,300	630.000.000	819.000.000
764	401160 00256	TRUCK	HINO	SS1ELP	2009	1,300	580.000.000	754.000.000
765	401160 00256	TRUCK	HINO	SS1ELP	2008	1,300	552.000.000	717.600.000
766	401160 00253	TRUCK	HINO	SS 711 A	1984	1,300	45.000.000	58.500.000
767	401160 00254	TRUCK	HINO	SS 721 A	1993	1,300	110.000.000	143.000.000
768	401160 00257	TRUCK	HINO	SV1EMPA-AW (6X4)	2019	1,300	831.000.000	1.080.300.000
769	401160 00257	TRUCK	HINO	SV1EMPA-AW (6X4)	2018	1,300	790.000.000	1.027.000.000
770	401160 00257	TRUCK	HINO	SV1EMPA-AW (6X4)	2017	1,300	751.000.000	976.300.000
771	401160 00257	TRUCK	HINO	SV1EMPA-AW (6X4)	2016	1,300	714.000.000	928.200.000
772	401160 00258	TRUCK	HINO	T.H. FL 176 MA	1990	1,300	67.000.000	87.100.000
773	401160 00259	TRUCK	HINO	T.H. FM 226 MD	1992	1,300	93.000.000	120.900.000
774	401160 00260	TRUCK	HINO	TS 100 L	1992	1,300	94.000.000	122.200.000
775	401160 00260	TRUCK	HINO	TS 100 L	1991	1,300	87.000.000	113.100.000
776	401160 00260	TRUCK	HINO	TS 100 L	1990	1,300	80.000.000	104.000.000
777	401160 00260	TRUCK	HINO	TS 100 L	1989	1,300	74.000.000	96.200.000
778	401160 00260	TRUCK	HINO	TS 100 L	1988	1,300	68.000.000	88.400.000
779	401160 00260	TRUCK	HINO	TS 100 L	1987	1,300	63.000.000	81.900.000
780	401160 00260	TRUCK	HINO	TS 100 L	1986	1,300	58.000.000	75.400.000
781	401160 00260	TRUCK	HINO	TS 100 L	1985	1,300	54.000.000	70.200.000
782	401160 00260	TRUCK	HINO	TS 100 L	1984	1,300	50.000.000	65.000.000
783	401160 00260	TRUCK	HINO	TS 100 L	1983	1,300	46.000.000	59.800.000
784	401160 00260	TRUCK	HINO	TS 100 L	1982	1,300	43.000.000	55.900.000
785	401160 00260	TRUCK	HINO	TS 100 L	1981	1,300	39.000.000	50.700.000
786	401160 00260	TRUCK	HINO	TS 100 L	1980	1,300	36.000.000	46.800.000
787	401160 00261	TRUCK	HINO	TS 150 L	1992	1,300	94.000.000	122.200.000
788	401160 00261	TRUCK	HINO	TS 150 L	1991	1,300	87.000.000	113.100.000
789	401160 00261	TRUCK	HINO	TS 150 L	1990	1,300	80.000.000	104.000.000
790	401160 00261	TRUCK	HINO	TS 150 L	1989	1,300	74.000.000	96.200.000
791	401160 00261	TRUCK	HINO	TS 150 L	1988	1,300	68.000.000	88.400.000
792	401160 00261	TRUCK	HINO	TS 150 L	1987	1,300	63.000.000	81.900.000
793	401160 00261	TRUCK	HINO	TS 150 L	1986	1,300	58.000.000	75.400.000
794	401160 00261	TRUCK	HINO	TS 150 L	1985	1,300	54.000.000	70.200.000
795	401160 00261	TRUCK	HINO	TS 150 L	1984	1,300	50.000.000	65.000.000
796	401160 00261	TRUCK	HINO	TS 150 L	1983	1,300	46.000.000	59.800.000
797	401160 00261	TRUCK	HINO	TS 150 L	1982	1,300	43.000.000	55.900.000
798	401160 00261	TRUCK	HINO	TS 150 L	1981	1,300	39.000.000	50.700.000
799	401160 00261	TRUCK	HINO	TS 150 L	1980	1,300	36.000.000	46.800.000
800	401160 00262	TRUCK	HINO	WSH 1 FDAG / 17.328cc (CHASIS TRUCKI)	1999	1,300	162.000.000	210.600.000
801	401160 00263	TRUCK	HINO	ZM 101	1982	1,300	30.000.000	39.000.000
802	401160 00263	TRUCK	HINO	ZM 101	1981	1,300	29.000.000	37.700.000
803	401160 00264	TRUCK	HINO	ZM 303 / 14.000cc (CHASIS TRUCK)	1997	1,300	149.000.000	193.700.000
804	401160 00265	TRUCK	HINO	ZM 500 / 14.000cc (CHASIS TRUCK)	1997	1,300	149.000.000	193.700.000
805	401160 00266	TRUCK	HINO	ZS1EPPD (6X4)	2019	1,300	765.000.000	994.500.000
806	401160 00266	TRUCK	HINO	ZS1EPPD (6X4)	2018	1,300	727.000.000	945.100.000
807	401160 00266	TRUCK	HINO	ZS1EPPD (6X4)	2017	1,300	691.000.000	898.300.000
808	401160 00266	TRUCK	HINO	ZS1EPPD (6X4)	2016	1,300	657.000.000	854.100.000
809	401160 00266	TRUCK	HINO	ZS1EPPD (6X4)	2015	1,300	625.000.000	812.500.000
810	401160 00266	TRUCK	HINO	ZS1EPPD (6X4)	2014	1,300	594.000.000	772.200.000
811	401160 00266	TRUCK	HINO	ZS1EPPD (6X4)	2013	1,300	565.000.000	734.500.000
812	401160 00267	TRUCK	HINO	ZS1EPPD-YS	2019	1,300	721.000.000	937.300.000
813	401160 00267	TRUCK	HINO	ZS1EPPD-YS	2018	1,300	685.000.000	890.500.000
814	401160 00268	TRUCK	HINO	ZY1EWPD (8X4)	2019	1,300	842.000.000	1.094.600.000
815	401160 00268	TRUCK	HINO	ZY1EWPD (8X4)	2018	1,300	800.000.000	1.040.000.000

NO	KODING	JENIS	MEREK	TIPE	TH BUAT	BOBOT	NJKB	DP PKB
1	2	3	4	5	6	7	8	9
816	401160 00268	TRUCK	HINO	ZY1EWPD (8X4)	2017	1,300	760.000.000	988.000.000
817	401160 00268	TRUCK	HINO	ZY1EWPD (8X4)	2016	1,300	722.000.000	938.600.000
818	401160 00268	TRUCK	HINO	ZY1EWPD (8X4)	2015	1,300	686.000.000	891.800.000
819	401160 00268	TRUCK	HINO	ZY1EWPD (8X4)	2014	1,300	652.000.000	847.600.000
820	401160 00268	TRUCK	HINO	ZY1EWPD (8X4)	2013	1,300	620.000.000	806.000.000
821	401160 00268	TRUCK	HINO	ZY1EWPD (8X4)	2012	1,300	589.000.000	765.700.000
822	401160 00269	TRUCK	HINO	ZY1EWPD-YS	2018	1,300	377.000.000	490.100.000
823	401177 00162	TRUCK	HYUNDAI	MIGHTY EX5	2018	1,300	203.000.000	263.900.000
824	401177 00163	TRUCK	HYUNDAI	MIGHTY EX8	2018	1,300	226.000.000	293.800.000
825	401177 00164	TRUCK	HYUNDAI	XCIENT	2018	1,300	975.000.000	1.267.500.000
826	401183 00005	TRUCK	INTERNATIONAL	6cyl	1980	1,300	15.900.000	20.670.000
827	401183 00004	TRUCK	INTERNATIONAL	6 CYL 10.081cc	1981	1,300	42.000.000	54.600.000
828	401183 00006	TRUCK	INTERNATIONAL	HARVESTER	1991	1,300	24.000.000	31.200.000
829	401183 00006	TRUCK	INTERNATIONAL	HARVESTER	1990	1,300	23.000.000	29.900.000
830	401183 00006	TRUCK	INTERNATIONAL	HARVESTER	1989	1,300	21.000.000	27.300.000
831	401183 00006	TRUCK	INTERNATIONAL	HARVESTER	1988	1,300	20.000.000	26.000.000
832	401183 00006	TRUCK	INTERNATIONAL	HARVESTER	1987	1,300	19.000.000	24.700.000
833	401183 00006	TRUCK	INTERNATIONAL	HARVESTER	1986	1,300	18.000.000	23.400.000
834	401183 00006	TRUCK	INTERNATIONAL	HARVESTER	1985	1,300	17.000.000	22.100.000
835	401183 00006	TRUCK	INTERNATIONAL	HARVESTER	1984	1,300	16.000.000	20.800.000
836	401183 00006	TRUCK	INTERNATIONAL	HARVESTER	1983	1,300	15.000.000	19.500.000
837	401183 00006	TRUCK	INTERNATIONAL	HARVESTER	1982	1,300	14.000.000	18.200.000
838	401183 00006	TRUCK	INTERNATIONAL	HARVESTER	1981	1,300	13.000.000	16.900.000
839	401183 00006	TRUCK	INTERNATIONAL	HARVESTER	1980	1,300	7.000.000	9.100.000
840	401183 00007	TRUCK	INTERNATIONAL	LOADSTER	1980	1,300	27.400.000	35.620.000
841	401183 00008	TRUCK	INTERNATIONAL	PAY STAR 5000	1984	1,300	73.000.000	94.900.000
842	401183 00008	TRUCK	INTERNATIONAL	PAY STAR 5000	1983	1,300	60.000.000	78.000.000
843	401183 00008	TRUCK	INTERNATIONAL	PAY STAR 5000	1982	1,300	45.000.000	58.500.000
844	401183 00008	TRUCK	INTERNATIONAL	PAY STAR 5000	1981	1,300	35.000.000	45.500.000
845	401183 00008	TRUCK	INTERNATIONAL	PAY STAR 5000	1980	1,300	27.400.000	35.620.000
846	401183 00009	TRUCK	INTERNATIONAL	ROAD RANGER / 7.000cc	1985	1,300	62.000.000	80.600.000
847	401185 00292	TRUCK	ISUZU	6 CYL	1982	1,300	18.000.000	23.400.000
848	401185 00292	TRUCK	ISUZU	6 CYL	1981	1,300	17.000.000	22.100.000
849	401185 00292	TRUCK	ISUZU	6 CYL	1980	1,300	16.000.000	20.800.000
850	401185 00293	TRUCK	ISUZU	CVR 70 K	1997	1,300	216.000.000	280.800.000
851	401185 00294	TRUCK	ISUZU	CVR 70 K / 13.346CC (CHASIS TRUCK)	2006	1,300	350.000.000	455.000.000
852	401185 00295	TRUCK	ISUZU	CVR 80 K	2008	1,300	418.000.000	543.400.000
853	401185 00296	TRUCK	ISUZU	CXG 23 S / 11.149cc (CHASIS TRUCK)	1996	1,300	90.000.000	117.000.000
854	401185 00297	TRUCK	ISUZU	CXH 51	2003	1,300	286.000.000	371.800.000
855	401185 00298	TRUCK	ISUZU	CXM 19 V / 19.033cc	1998	1,300	164.000.000	213.200.000
856	401185 00298	TRUCK	ISUZU	CXM 19 V / 19.033cc	1997	1,300	149.000.000	193.700.000
857	401185 00298	TRUCK	ISUZU	CXM 19 V / 19.033cc	1996	1,300	136.000.000	176.800.000
858	401185 00299	TRUCK	ISUZU	CXM 23 P / 9.839cc (CHASIS TRUCK)	1996	1,300	130.000.000	169.000.000
859	401185 00300	TRUCK	ISUZU	CXM 70 U / 13.340cc	1998	1,300	155.000.000	201.500.000
860	401185 00301	TRUCK	ISUZU	CXM 71 P / 15.014cc	1998	1,300	180.000.000	234.000.000
861	401185 00302	TRUCK	ISUZU	CXR 320 TR	1995	1,300	70.000.000	91.000.000
862	401185 00302	TRUCK	ISUZU	CXR 320 TR	1994	1,300	65.000.000	84.500.000
863	401185 00302	TRUCK	ISUZU	CXR 320 TR	1993	1,300	60.000.000	78.000.000
864	401185 00302	TRUCK	ISUZU	CXR 320 TR	1992	1,300	56.000.000	72.800.000
865	401185 00302	TRUCK	ISUZU	CXR 320 TR	1991	1,300	52.000.000	67.600.000
866	401185 00303	TRUCK	ISUZU	CXW 19 P / 12.300cc (CHASIS TRUCK)	1997	1,300	56.000.000	72.800.000
867	401185 00306	TRUCK	ISUZU	CXZ 21 J / 11.000cc (CHASIS TRUCK)	1994	1,300	102.000.000	132.600.000
868	401185 00307	TRUCK	ISUZU	CXZ 385	1990	1,300	74.000.000	96.200.000
869	401185 00307	TRUCK	ISUZU	CXZ 385	1989	1,300	70.000.000	91.000.000
870	401185 00307	TRUCK	ISUZU	CXZ 385	1988	1,300	65.000.000	84.500.000
871	401185 00307	TRUCK	ISUZU	CXZ 385	1987	1,300	60.000.000	78.000.000
872	401185 00307	TRUCK	ISUZU	CXZ 385	1986	1,300	55.000.000	71.500.000
873	401185 00307	TRUCK	ISUZU	CXZ 385	1985	1,300	50.000.000	65.000.000
874	401185 00308	TRUCK	ISUZU	CXZ 385 DIESEL 16.683cc	2001	1,300	152.000.000	197.600.000
875	401185 00308	TRUCK	ISUZU	CXZ 385 DIESEL 16.683cc	2000	1,300	133.000.000	172.900.000
876	401185 00308	TRUCK	ISUZU	CXZ 385 DIESEL 16.683cc	1999	1,300	106.000.000	137.800.000
877	401185 00309	TRUCK	ISUZU	CXZ 385 MR DIESEL 13.741cc	2001	1,300	152.000.000	197.600.000
878	401185 00309	TRUCK	ISUZU	CXZ 385 MR DIESEL 13.741cc	2000	1,300	133.000.000	172.900.000
879	401185 00309	TRUCK	ISUZU	CXZ 385 MR DIESEL 13.741cc	1999	1,300	106.000.000	137.800.000
880	401185 00310	TRUCK	ISUZU	CXZ 515 P DIESEL 16.683cc	2001	1,300	152.000.000	197.600.000
881	401185 00310	TRUCK	ISUZU	CXZ 515 P DIESEL 16.683cc	2000	1,300	133.000.000	172.900.000
882	401185 00310	TRUCK	ISUZU	CXZ 515 P DIESEL 16.683cc	1999	1,300	106.000.000	137.800.000
883	401185 00311	TRUCK	ISUZU	CXZ 515 R DIESEL 13.741cc	2001	1,300	145.000.000	188.500.000
884	401185 00311	TRUCK	ISUZU	CXZ 515 R DIESEL 13.741cc	2000	1,300	127.000.000	165.100.000
885	401185 00311	TRUCK	ISUZU	CXZ 515 R DIESEL 13.741cc	1999	1,300	102.000.000	132.600.000
886	401185 00312	TRUCK	ISUZU	CXZ 71 Q	2009	1,300	163.000.000	211.900.000
887	401185 00313	TRUCK	ISUZU	CXZ 81 K	2009	1,300	432.000.000	561.600.000
888	401185 00313	TRUCK	ISUZU	CXZ 81 K	2008	1,300	411.000.000	534.300.000
889	401185 00313	TRUCK	ISUZU	CXZ 81 K	2007	1,300	406.000.000	527.800.000
890	401185 00313	TRUCK	ISUZU	CXZ 81 K	2006	1,300	396.000.000	514.800.000
891	401185 00313	TRUCK	ISUZU	CXZ 81 K	2005	1,300	386.000.000	501.800.000
892	401185 00313	TRUCK	ISUZU	CXZ 81 K	2004	1,300	379.000.000	492.700.000
893	401185 00313	TRUCK	ISUZU	CXZ 81 K	2003	1,300	377.000.000	490.100.000
894	401185 00313	TRUCK	ISUZU	CXZ 81 K	2002	1,300	339.000.000	440.700.000
895	401185 00313	TRUCK	ISUZU	CXZ 81 K	2001	1,300	284.000.000	369.200.000
896	401185 00313	TRUCK	ISUZU	CXZ 81 K	2000	1,300	242.000.000	314.600.000
897	401185 00313	TRUCK	ISUZU	CXZ 81 K	1996	1,300	117.000.000	152.100.000
898	401185 00313	TRUCK	ISUZU	CXZ 81 K	1980	1,300	9.400.000	12.220.000
899	401185 00314	TRUCK	ISUZU	CXZ 81 K1 / 11.149cc (CHASIS TRUCK)	1996	1,300	116.000.000	150.800.000
900	401185 00315	TRUCK	ISUZU	CXZ 81 K2 / 11.149cc (CHASIS TRUCK)	1996	1,300	116.000.000	150.800.000
901	401185 00316	TRUCK	ISUZU	CXZ 81N	2009	1,300	428.000.000	556.400.000
902	401185 00316	TRUCK	ISUZU	CXZ 81N	2008	1,300	408.000.000	530.400.000
903	401185 00316	TRUCK	ISUZU	CXZ 81N	2007	1,300	406.000.000	527.800.000
904	401185 00316	TRUCK	ISUZU	CXZ 81N	2006	1,300	396.000.000	514.800.000
905	401185 00316	TRUCK	ISUZU	CXZ 81N	2005	1,300	386.000.000	501.800.000
906	401185 00316	TRUCK	ISUZU	CXZ 81N	2004	1,300	379.000.000	492.700.000

NO	KODING	JENIS	MEREK	TIPE	TH BUAT	BOBOT	NJKB	DP PKB
1	2	3	4	5	6	7	8	9
907	401185 00316	TRUCK	ISUZU	CXZ 81N	2003	1,300	377.000.000	490.100.000
908	401185 00316	TRUCK	ISUZU	CXZ 81N	2002	1,300	339.000.000	440.700.000
909	401185 00316	TRUCK	ISUZU	CXZ 81N	2001	1,300	284.000.000	369.200.000
910	401185 00316	TRUCK	ISUZU	CXZ 81N	2000	1,300	242.000.000	314.600.000
911	401185 00305	TRUCK	ISUZU	CXZ 81Q	2005	1,300	386.000.000	501.800.000
912	401185 00305	TRUCK	ISUZU	CXZ 81Q	2004	1,300	379.000.000	492.700.000
913	401185 00305	TRUCK	ISUZU	CXZ 81Q	2003	1,300	377.000.000	490.100.000
914	401185 00305	TRUCK	ISUZU	CXZ 81Q	2002	1,300	339.000.000	440.700.000
915	401185 00305	TRUCK	ISUZU	CXZ 81Q	2001	1,300	284.000.000	369.200.000
916	401185 00305	TRUCK	ISUZU	CXZ 81Q	2000	1,300	242.000.000	314.600.000
917	401185 00305	TRUCK	ISUZU	CXZ 81Q	1980	1,300	14.000.000	18.200.000
918	401185 00304	TRUCK	ISUZU	CXZ 81S	2009	1,300	428.000.000	556.400.000
919	401185 00304	TRUCK	ISUZU	CXZ 81S	2008	1,300	408.000.000	530.400.000
920	401185 00304	TRUCK	ISUZU	CXZ 81S	2007	1,300	406.000.000	527.800.000
921	401185 00304	TRUCK	ISUZU	CXZ 81S	2006	1,300	396.000.000	514.800.000
922	401185 00304	TRUCK	ISUZU	CXZ 81S	2005	1,300	386.000.000	501.800.000
923	401185 00304	TRUCK	ISUZU	CXZ 81S	2004	1,300	379.000.000	492.700.000
924	401185 00304	TRUCK	ISUZU	CXZ 81S	2003	1,300	377.000.000	490.100.000
925	401185 00304	TRUCK	ISUZU	CXZ 81S	2002	1,300	339.000.000	440.700.000
926	401185 00304	TRUCK	ISUZU	CXZ 81S	2001	1,300	284.000.000	369.200.000
927	401185 00304	TRUCK	ISUZU	CXZ 81S	2000	1,300	242.000.000	314.600.000
928	401185 00304	TRUCK	ISUZU	CXZ 81S	1980	1,300	9.000.000	11.700.000
929	401185 00317	TRUCK	ISUZU	CYH 51 (8X4)	2016	1,300	315.000.000	409.500.000
930	401185 00317	TRUCK	ISUZU	CYH 51 (8X4)	2015	1,300	312.000.000	405.600.000
931	401185 00317	TRUCK	ISUZU	CYH 51 (8X4)	2014	1,300	309.000.000	401.700.000
932	401185 00318	TRUCK	ISUZU	CYH 51 S (8X4)	2019	1,300	665.000.000	864.500.000
933	401185 00318	TRUCK	ISUZU	CYH 51 S (8X4)	2018	1,300	632.000.000	821.600.000
934	401185 00319	TRUCK	ISUZU	CYH 51 T (8X4)	2019	1,300	665.000.000	864.500.000
935	401185 00319	TRUCK	ISUZU	CYH 51 T (8X4)	2018	1,300	632.000.000	821.600.000
936	401185 00521	TRUCK	ISUZU	CYZ 51 N (TRONTON) (6X4)	2019	1,300	645.000.000	838.500.000
937	401185 00522	TRUCK	ISUZU	CYZ 51 Q (TRONTON) (6X4)	2019	1,300	645.000.000	838.500.000
938	401185 00320	TRUCK	ISUZU	CZH 52 U (8X4)	2019	1,300	790.000.000	1.027.000.000
939	401185 00320	TRUCK	ISUZU	CZH 52 U (8X4)	2018	1,300	751.000.000	976.300.000
940	401185 00321	TRUCK	ISUZU	DIESEL 6cyl	1980	1,300	10.300.000	13.390.000
941	401185 00322	TRUCK	ISUZU	EXZ 18 JR	1994	1,300	69.000.000	89.700.000
942	401185 00323	TRUCK	ISUZU	EXZ 21 J / 19.278cc	1989	1,300	51.000.000	66.300.000
943	401185 00324	TRUCK	ISUZU	EXZ 50	2005	1,300	388.000.000	504.400.000
944	401185 00324	TRUCK	ISUZU	EXZ 50	2004	1,300	380.000.000	494.000.000
945	401185 00324	TRUCK	ISUZU	EXZ 50	2003	1,300	372.000.000	483.600.000
946	401185 00324	TRUCK	ISUZU	EXZ 50	2002	1,300	363.000.000	471.900.000
947	401185 00324	TRUCK	ISUZU	EXZ 50	2001	1,300	317.000.000	412.100.000
948	401185 00324	TRUCK	ISUZU	EXZ 50	2000	1,300	269.000.000	349.700.000
949	401185 00325	TRUCK	ISUZU	EXZ 52	2009	1,300	475.000.000	617.500.000
950	401185 00325	TRUCK	ISUZU	EXZ 52	2008	1,300	452.000.000	587.600.000
951	401185 00325	TRUCK	ISUZU	EXZ 52	2007	1,300	450.000.000	585.000.000
952	401185 00325	TRUCK	ISUZU	EXZ 52	2006	1,300	439.000.000	570.700.000
953	401185 00325	TRUCK	ISUZU	EXZ 52	2005	1,300	389.000.000	505.700.000
954	401185 00325	TRUCK	ISUZU	EXZ 52	2004	1,300	380.000.000	494.000.000
955	401185 00325	TRUCK	ISUZU	EXZ 52	2003	1,300	372.000.000	483.600.000
956	401185 00325	TRUCK	ISUZU	EXZ 52	2002	1,300	363.000.000	471.900.000
957	401185 00325	TRUCK	ISUZU	EXZ 52	2001	1,300	317.000.000	412.100.000
958	401185 00325	TRUCK	ISUZU	EXZ 52	2000	1,300	269.000.000	349.700.000
959	401185 00326	TRUCK	ISUZU	FAZ	1998	1,300	77.000.000	100.100.000
960	401185 00326	TRUCK	ISUZU	FAZ	1997	1,300	68.000.000	88.400.000
961	401185 00326	TRUCK	ISUZU	FAZ	1996	1,300	59.000.000	76.700.000
962	401185 00327	TRUCK	ISUZU	FM 618 L / 6275cc	1996	1,300	88.000.000	114.400.000
963	401185 00328	TRUCK	ISUZU	FRR 12 HA / 6.494cc	1998	1,300	160.000.000	208.000.000
964	401185 00523	TRUCK	ISUZU	FRR 90 Q	2019	1,300	219.000.000	284.700.000
965	401185 00329	TRUCK	ISUZU	FRR 90Q (190 PS)	2012	1,300	173.000.000	224.900.000
966	401185 00329	TRUCK	ISUZU	FRR 90Q (190 PS)	2011	1,300	165.000.000	214.500.000
967	401185 00330	TRUCK	ISUZU	FSR	2004	1,300	208.000.000	270.400.000
968	401185 00330	TRUCK	ISUZU	FSR	2003	1,300	201.000.000	261.300.000
969	401185 00330	TRUCK	ISUZU	FSR	2002	1,300	181.000.000	235.300.000
970	401185 00330	TRUCK	ISUZU	FSR	2001	1,300	156.000.000	202.800.000
971	401185 00330	TRUCK	ISUZU	FSR	2000	1,300	133.000.000	172.900.000
972	401185 00330	TRUCK	ISUZU	FSR	1999	1,300	108.000.000	140.400.000
973	401185 00330	TRUCK	ISUZU	FSR	1998	1,300	89.000.000	115.700.000
974	401185 00330	TRUCK	ISUZU	FSR	1997	1,300	76.000.000	98.800.000
975	401185 00330	TRUCK	ISUZU	FSR	1996	1,300	54.000.000	70.200.000
976	401185 00330	TRUCK	ISUZU	FSR	1995	1,300	50.000.000	65.000.000
977	401185 00330	TRUCK	ISUZU	FSR	1994	1,300	48.000.000	62.400.000
978	401185 00330	TRUCK	ISUZU	FSR	1993	1,300	44.000.000	57.200.000
979	401185 00330	TRUCK	ISUZU	FSR	1992	1,300	41.000.000	53.300.000
980	401185 00330	TRUCK	ISUZU	FSR	1991	1,300	38.000.000	49.400.000
981	401185 00331	TRUCK	ISUZU	FT 418 H / 11.000cc	1996	1,300	108.000.000	140.400.000
982	401185 00332	TRUCK	ISUZU	FTR 33 F	2006	1,300	186.000.000	241.800.000
983	401185 00332	TRUCK	ISUZU	FTR 33 F	2005	1,300	184.000.000	239.200.000
984	401185 00332	TRUCK	ISUZU	FTR 33 F	2004	1,300	182.000.000	236.600.000
985	401185 00332	TRUCK	ISUZU	FTR 33 F	2003	1,300	177.000.000	230.100.000
986	401185 00333	TRUCK	ISUZU	FTR 33 H	2006	1,300	186.000.000	241.800.000
987	401185 00333	TRUCK	ISUZU	FTR 33 H	2005	1,300	184.000.000	239.200.000
988	401185 00333	TRUCK	ISUZU	FTR 33 H	2004	1,300	182.000.000	236.600.000
989	401185 00333	TRUCK	ISUZU	FTR 33 H	2003	1,300	177.000.000	230.100.000
990	401185 00333	TRUCK	ISUZU	FTR 33 H	2002	1,300	171.000.000	222.300.000
991	401185 00333	TRUCK	ISUZU	FTR 33 H	2001	1,300	146.000.000	189.800.000
992	401185 00333	TRUCK	ISUZU	FTR 33 H	2000	1,300	124.000.000	161.200.000
993	401185 00333	TRUCK	ISUZU	FTR 33 H	1999	1,300	105.000.000	136.500.000
994	401185 00333	TRUCK	ISUZU	FTR 33 H	1998	1,300	89.000.000	115.700.000
995	401185 00333	TRUCK	ISUZU	FTR 33 H	1997	1,300	76.000.000	98.800.000
996	401185 00333	TRUCK	ISUZU	FTR 33 H	1996	1,300	54.000.000	70.200.000
997	401185 00333	TRUCK	ISUZU	FTR 33 H	1995	1,300	50.000.000	65.000.000

NO	KODING	JENIS	MEREK	TIPE	TH BUAT	BOBOT	NJKB	DP PKB
1	2	3	4	5	6	7	8	9
998	401185 00333	TRUCK	ISUZU	FTR 33 H	1994	1,300	48.000.000	62.400.000
999	401185 00333	TRUCK	ISUZU	FTR 33 H	1993	1,300	44.000.000	57.200.000
1000	401185 00333	TRUCK	ISUZU	FTR 33 H	1992	1,300	41.000.000	53.300.000
1001	401185 00333	TRUCK	ISUZU	FTR 33 H	1991	1,300	38.000.000	49.400.000
1002	401185 00334	TRUCK	ISUZU	FTR 33 K	2007	1,300	188.000.000	244.400.000
1003	401185 00334	TRUCK	ISUZU	FTR 33 K	2006	1,300	186.000.000	241.800.000
1004	401185 00334	TRUCK	ISUZU	FTR 33 K	2005	1,300	184.000.000	239.200.000
1005	401185 00334	TRUCK	ISUZU	FTR 33 K	2004	1,300	182.000.000	236.600.000
1006	401185 00335	TRUCK	ISUZU	FTR 33 K E2	2012	1,300	295.000.000	383.500.000
1007	401185 00335	TRUCK	ISUZU	FTR 33 K E2	2011	1,300	268.000.000	348.400.000
1008	401185 00335	TRUCK	ISUZU	FTR 33 K E2	2010	1,300	250.000.000	325.000.000
1009	401185 00335	TRUCK	ISUZU	FTR 33 K E2	2009	1,300	235.000.000	305.500.000
1010	401185 00335	TRUCK	ISUZU	FTR 33 K E2	2008	1,300	224.000.000	291.200.000
1011	401185 00524	TRUCK	ISUZU	FTR 90 H TH (TRACTOR HEAD) (4X2)	2019	1,300	352.000.000	457.600.000
1012	401185 00336	TRUCK	ISUZU	FTR 90 L	2019	1,300	323.000.000	419.900.000
1013	401185 00336	TRUCK	ISUZU	FTR 90 L	2018	1,300	307.000.000	399.100.000
1014	401185 00336	TRUCK	ISUZU	FTR 90 L	2017	1,300	292.000.000	379.600.000
1015	401185 00336	TRUCK	ISUZU	FTR 90 L	2016	1,300	278.000.000	361.400.000
1016	401185 00336	TRUCK	ISUZU	FTR 90 L	2015	1,300	265.000.000	344.500.000
1017	401185 00336	TRUCK	ISUZU	FTR 90 L	2014	1,300	252.000.000	327.600.000
1018	401185 00336	TRUCK	ISUZU	FTR 90 L	2013	1,300	240.000.000	312.000.000
1019	401185 00336	TRUCK	ISUZU	FTR 90 L	2012	1,300	228.000.000	296.400.000
1020	401185 00336	TRUCK	ISUZU	FTR 90 L	2011	1,300	217.000.000	282.100.000
1021	401185 00337	TRUCK	ISUZU	FTR 90 P	2019	1,300	327.000.000	425.100.000
1022	401185 00337	TRUCK	ISUZU	FTR 90 P	2018	1,300	311.000.000	404.300.000
1023	401185 00337	TRUCK	ISUZU	FTR 90 P	2017	1,300	296.000.000	384.800.000
1024	401185 00337	TRUCK	ISUZU	FTR 90 P	2016	1,300	282.000.000	366.600.000
1025	401185 00337	TRUCK	ISUZU	FTR 90 P	2015	1,300	268.000.000	348.400.000
1026	401185 00337	TRUCK	ISUZU	FTR 90 P	2014	1,300	255.000.000	331.500.000
1027	401185 00337	TRUCK	ISUZU	FTR 90 P	2013	1,300	243.000.000	315.900.000
1028	401185 00337	TRUCK	ISUZU	FTR 90 P	2012	1,300	231.000.000	300.300.000
1029	401185 00337	TRUCK	ISUZU	FTR 90 P	2011	1,300	220.000.000	286.000.000
1030	401185 00338	TRUCK	ISUZU	FTR 90 S	2019	1,300	279.000.000	362.700.000
1031	401185 00338	TRUCK	ISUZU	FTR 90 S	2018	1,300	266.000.000	345.800.000
1032	401185 00338	TRUCK	ISUZU	FTR 90 S	2017	1,300	253.000.000	328.900.000
1033	401185 00338	TRUCK	ISUZU	FTR 90 S	2016	1,300	241.000.000	313.300.000
1034	401185 00338	TRUCK	ISUZU	FTR 90 S	2015	1,300	229.000.000	297.700.000
1035	401185 00338	TRUCK	ISUZU	FTR 90 S	2014	1,300	218.000.000	283.400.000
1036	401185 00338	TRUCK	ISUZU	FTR 90 S	2013	1,300	208.000.000	270.400.000
1037	401185 00338	TRUCK	ISUZU	FTR 90 S	2012	1,300	198.000.000	257.400.000
1038	401185 00338	TRUCK	ISUZU	FTR 90 S	2011	1,300	189.000.000	245.700.000
1039	401185 00339	TRUCK	ISUZU	FTR 90 T	2019	1,300	284.000.000	369.200.000
1040	401185 00339	TRUCK	ISUZU	FTR 90 T	2018	1,300	270.000.000	351.000.000
1041	401185 00339	TRUCK	ISUZU	FTR 90 T	2017	1,300	257.000.000	334.100.000
1042	401185 00339	TRUCK	ISUZU	FTR 90 T	2016	1,300	245.000.000	318.500.000
1043	401185 00340	TRUCK	ISUZU	FTS 33 H	2007	1,300	235.000.000	305.500.000
1044	401185 00341	TRUCK	ISUZU	FTS 33 H E2	2012	1,300	322.000.000	418.600.000
1045	401185 00341	TRUCK	ISUZU	FTS 33 H E2	2011	1,300	293.000.000	380.900.000
1046	401185 00341	TRUCK	ISUZU	FTS 33 H E2	2010	1,300	274.000.000	356.200.000
1047	401185 00341	TRUCK	ISUZU	FTS 33 H E2	2009	1,300	256.000.000	332.800.000
1048	401185 00341	TRUCK	ISUZU	FTS 33 H E2	2008	1,300	244.000.000	317.200.000
1049	401185 00342	TRUCK	ISUZU	FTS 33 HV / 8.226cc	1997	1,300	108.000.000	140.400.000
1050	401185 00343	TRUCK	ISUZU	FV 415 J / 16.051cc (CHASIS TRUCK)	1997	1,300	126.000.000	163.800.000
1051	401185 00344	TRUCK	ISUZU	FV 415 JD / 14.886cc (CHASIS TRUCK)	1996	1,300	118.000.000	153.400.000
1052	401185 00345	TRUCK	ISUZU	FV 416 T / 16.051cc (6x3)	1996	1,300	118.000.000	153.400.000
1053	401185 00346	TRUCK	ISUZU	FVM 23 S	2007	1,300	259.000.000	336.700.000
1054	401185 00346	TRUCK	ISUZU	FVM 23 S	2006	1,300	254.000.000	330.200.000
1055	401185 00346	TRUCK	ISUZU	FVM 23 S	2005	1,300	248.000.000	322.400.000
1056	401185 00346	TRUCK	ISUZU	FVM 23 S	2004	1,300	244.000.000	317.200.000
1057	401185 00347	TRUCK	ISUZU	FVM 23 S E2	2015	1,300	444.000.000	577.200.000
1058	401185 00347	TRUCK	ISUZU	FVM 23 S E2	2014	1,300	423.000.000	549.900.000
1059	401185 00347	TRUCK	ISUZU	FVM 23 S E2	2013	1,300	404.000.000	525.200.000
1060	401185 00347	TRUCK	ISUZU	FVM 23 S E2	2012	1,300	367.000.000	477.100.000
1061	401185 00347	TRUCK	ISUZU	FVM 23 S E2	2011	1,300	334.000.000	434.200.000
1062	401185 00347	TRUCK	ISUZU	FVM 23 S E2	2010	1,300	312.000.000	405.600.000
1063	401185 00347	TRUCK	ISUZU	FVM 23 S E2	2009	1,300	294.000.000	382.200.000
1064	401185 00347	TRUCK	ISUZU	FVM 23 S E2	2008	1,300	280.000.000	364.000.000
1065	401185 00348	TRUCK	ISUZU	FVM 33 M2	2005	1,300	232.000.000	301.600.000
1066	401185 00348	TRUCK	ISUZU	FVM 33 M2	2004	1,300	228.000.000	296.400.000
1067	401185 00349	TRUCK	ISUZU	FVM 33 M2 (BORNEO)	2007	1,300	257.000.000	334.100.000
1068	401185 00349	TRUCK	ISUZU	FVM 33 M2 (BORNEO)	2006	1,300	248.000.000	322.400.000
1069	401185 00525	TRUCK	ISUZU	FVM 34 N (TRONTON) (6X2) (N)	2019	1,300	385.000.000	500.500.000
1070	401185 00350	TRUCK	ISUZU	FVM 34 Q	2015	1,300	332.000.000	431.600.000
1071	401185 00350	TRUCK	ISUZU	FVM 34 Q	2014	1,300	315.000.000	409.500.000
1072	401185 00526	TRUCK	ISUZU	FVM 34 Q (TRONTON) (6X2)	2019	1,300	370.000.000	481.000.000
1073	401185 00527	TRUCK	ISUZU	FVM 34 R HP (TRONTON) (6X2) (N)	2019	1,300	375.000.000	487.500.000
1074	401185 00528	TRUCK	ISUZU	FVM 34 T HP (TRONTON) (6X2)	2019	1,300	395.000.000	513.500.000
1075	401185 00530	TRUCK	ISUZU	FVM 34 U HP 5.1 (TRONTON) (6X2) (N)	2019	1,300	408.000.000	530.400.000
1076	401185 00531	TRUCK	ISUZU	FVM 34 U HP 5.8 (TRONTON) (6X2) (N)	2019	1,300	408.000.000	530.400.000
1077	401185 00529	TRUCK	ISUZU	FVM 34 U (TRONTON) (6X2) (N)	2019	1,300	352.000.000	457.600.000
1078	401185 00351	TRUCK	ISUZU	FVM 34 W	2015	1,300	331.000.000	430.300.000
1079	401185 00351	TRUCK	ISUZU	FVM 34 W	2014	1,300	315.000.000	409.500.000
1080	401185 00351	TRUCK	ISUZU	FVM 34 W	2013	1,300	301.000.000	391.300.000
1081	401185 00351	TRUCK	ISUZU	FVM 34 W	2012	1,300	287.000.000	373.100.000
1082	401185 00351	TRUCK	ISUZU	FVM 34 W	2011	1,300	274.000.000	356.200.000
1083	401185 00532	TRUCK	ISUZU	FVM 34 W (TRONTON) (6X2)	2019	1,300	378.000.000	491.400.000
1084	401185 00352	TRUCK	ISUZU	FVR 34 L	2019	1,300	362.000.000	470.600.000
1085	401185 00352	TRUCK	ISUZU	FVR 34 L	2018	1,300	344.000.000	447.200.000
1086	401185 00352	TRUCK	ISUZU	FVR 34 L	2017	1,300	327.000.000	425.100.000
1087	401185 00352	TRUCK	ISUZU	FVR 34 L	2016	1,300	311.000.000	404.300.000
1088	401185 00352	TRUCK	ISUZU	FVR 34 L	2015	1,300	296.000.000	384.800.000

NO	KODING	JENIS	MEREK	TIPE	TH BUAT	BOBOT	NJKB	DP PKB
1	2	3	4	5	6	7	8	9
1089	401185 00352	TRUCK	ISUZU	FVR 34 L	2014	1,300	282.000.000	366.600.000
1090	401185 00352	TRUCK	ISUZU	FVR 34 L	2013	1,300	268.000.000	348.400.000
1091	401185 00352	TRUCK	ISUZU	FVR 34 L	2012	1,300	255.000.000	331.500.000
1092	401185 00352	TRUCK	ISUZU	FVR 34 L	2011	1,300	243.000.000	315.900.000
1093	401185 00353	TRUCK	ISUZU	FVR 34 L (N)	2019	1,300	317.000.000	412.100.000
1094	401185 00353	TRUCK	ISUZU	FVR 34 L (N)	2018	1,300	302.000.000	392.600.000
1095	401185 00354	TRUCK	ISUZU	FVR 34 P	2019	1,300	316.000.000	410.800.000
1096	401185 00354	TRUCK	ISUZU	FVR 34 P	2018	1,300	301.000.000	391.300.000
1097	401185 00354	TRUCK	ISUZU	FVR 34 P	2017	1,300	286.000.000	371.800.000
1098	401185 00354	TRUCK	ISUZU	FVR 34 P	2016	1,300	272.000.000	353.600.000
1099	401185 00354	TRUCK	ISUZU	FVR 34 P	2015	1,300	259.000.000	336.700.000
1100	401185 00354	TRUCK	ISUZU	FVR 34 P	2014	1,300	247.000.000	321.100.000
1101	401185 00354	TRUCK	ISUZU	FVR 34 P	2013	1,300	235.000.000	305.500.000
1102	401185 00354	TRUCK	ISUZU	FVR 34 P	2012	1,300	224.000.000	291.200.000
1103	401185 00354	TRUCK	ISUZU	FVR 34 P	2011	1,300	213.000.000	276.900.000
1104	401185 00356	TRUCK	ISUZU	FVR 34 P D (N)	2019	1,300	325.000.000	422.500.000
1105	401185 00356	TRUCK	ISUZU	FVR 34 P D (N)	2018	1,300	309.000.000	401.700.000
1106	401185 00357	TRUCK	ISUZU	FVR 34 P HD	2016	1,300	355.000.000	461.500.000
1107	401185 00358	TRUCK	ISUZU	FVR 34 P HP	2019	1,300	513.000.000	666.900.000
1108	401185 00358	TRUCK	ISUZU	FVR 34 P HP	2018	1,300	488.000.000	634.400.000
1109	401185 00358	TRUCK	ISUZU	FVR 34 P HP	2017	1,300	464.000.000	603.200.000
1110	401185 00358	TRUCK	ISUZU	FVR 34 P HP	2016	1,300	441.000.000	573.300.000
1111	401185 00358	TRUCK	ISUZU	FVR 34 P HP	2015	1,300	419.000.000	544.700.000
1112	401185 00360	TRUCK	ISUZU	FVR 34 P HP D (N)	2019	1,300	429.000.000	557.700.000
1113	401185 00360	TRUCK	ISUZU	FVR 34 P HP D (N)	2018	1,300	408.000.000	530.400.000
1114	401185 00361	TRUCK	ISUZU	FVR 34 P HP HD	2019	1,300	518.000.000	673.400.000
1115	401185 00361	TRUCK	ISUZU	FVR 34 P HP HD	2018	1,300	493.000.000	640.900.000
1116	401185 00359	TRUCK	ISUZU	FVR 34 P HP (N)	2019	1,300	424.000.000	551.200.000
1117	401185 00359	TRUCK	ISUZU	FVR 34 P HP (N)	2018	1,300	403.000.000	523.900.000
1118	401185 00355	TRUCK	ISUZU	FVR 34 P (N)	2019	1,300	322.000.000	418.600.000
1119	401185 00355	TRUCK	ISUZU	FVR 34 P (N)	2018	1,300	306.000.000	397.800.000
1120	401185 00533	TRUCK	ISUZU	FVR 34 P TH (TRACTOR HEAD) (4X2)	2019	1,300	364.000.000	473.200.000
1121	401185 00534	TRUCK	ISUZU	FVR 34 P TH (TRACTOR HEAD) (4X2) (N)	2019	1,300	329.000.000	427.700.000
1122	401185 00362	TRUCK	ISUZU	FVR 34 Q (N)	2019	1,300	310.000.000	403.000.000
1123	401185 00362	TRUCK	ISUZU	FVR 34 Q (N)	2018	1,300	295.000.000	383.500.000
1124	401185 00363	TRUCK	ISUZU	FVR 34 S	2019	1,300	487.000.000	633.100.000
1125	401185 00363	TRUCK	ISUZU	FVR 34 S	2018	1,300	463.000.000	601.900.000
1126	401185 00363	TRUCK	ISUZU	FVR 34 S	2017	1,300	440.000.000	572.000.000
1127	401185 00363	TRUCK	ISUZU	FVR 34 S	2016	1,300	418.000.000	543.400.000
1128	401185 00363	TRUCK	ISUZU	FVR 34 S	2015	1,300	398.000.000	517.400.000
1129	401185 00363	TRUCK	ISUZU	FVR 34 S	2014	1,300	379.000.000	492.700.000
1130	401185 00363	TRUCK	ISUZU	FVR 34 S	2013	1,300	361.000.000	469.300.000
1131	401185 00363	TRUCK	ISUZU	FVR 34 S	2012	1,300	343.000.000	445.900.000
1132	401185 00363	TRUCK	ISUZU	FVR 34 S	2011	1,300	326.000.000	423.800.000
1133	401185 00365	TRUCK	ISUZU	FVR 34 S HP	2019	1,300	518.000.000	673.400.000
1134	401185 00365	TRUCK	ISUZU	FVR 34 S HP	2018	1,300	493.000.000	640.900.000
1135	401185 00365	TRUCK	ISUZU	FVR 34 S HP	2017	1,300	469.000.000	609.700.000
1136	401185 00365	TRUCK	ISUZU	FVR 34 S HP	2016	1,300	446.000.000	579.800.000
1137	401185 00365	TRUCK	ISUZU	FVR 34 S HP	2015	1,300	424.000.000	551.200.000
1138	401185 00366	TRUCK	ISUZU	FVR 34 S HP (N)	2019	1,300	467.000.000	607.100.000
1139	401185 00366	TRUCK	ISUZU	FVR 34 S HP (N)	2018	1,300	444.000.000	577.200.000
1140	401185 00367	TRUCK	ISUZU	FVR 34 S LWB	2016	1,300	355.000.000	461.500.000
1141	401185 00367	TRUCK	ISUZU	FVR 34 S LWB	2015	1,300	337.000.000	438.100.000
1142	401185 00367	TRUCK	ISUZU	FVR 34 S LWB	2014	1,300	320.000.000	416.000.000
1143	401185 00364	TRUCK	ISUZU	FVR 34 S (N)	2019	1,300	333.000.000	432.900.000
1144	401185 00364	TRUCK	ISUZU	FVR 34 S (N)	2018	1,300	317.000.000	412.100.000
1145	401185 00368	TRUCK	ISUZU	FVR 34 U (N)	2019	1,300	326.000.000	423.800.000
1146	401185 00368	TRUCK	ISUZU	FVR 34 U (N)	2018	1,300	310.000.000	403.000.000
1147	401185 00535	TRUCK	ISUZU	FBZ 34 K MX (TRONTON) (6X4)	2019	1,300	500.000.000	650.000.000
1148	401185 00536	TRUCK	ISUZU	FBZ 34 L HP MX (TRONTON) (6X4) (N)	2019	1,300	461.000.000	599.300.000
1149	401185 00538	TRUCK	ISUZU	FBZ 34 N HP 6.1 (TRONTON) (6X4) (N)	2019	1,300	451.000.000	586.300.000
1150	401185 00539	TRUCK	ISUZU	FBZ 34 N HP 6.4 (TRONTON) (6X4) (N)	2019	1,300	451.000.000	586.300.000
1151	401185 00537	TRUCK	ISUZU	FBZ 34 N (TRONTON) (6X4) (N)	2019	1,300	318.000.000	413.400.000
1152	401185 00369	TRUCK	ISUZU	FBZ 34 P	2014	1,300	491.000.000	638.300.000
1153	401185 00540	TRUCK	ISUZU	FBZ 34 P (TRONTON) (6X4)	2019	1,300	463.000.000	601.900.000
1154	401185 00541	TRUCK	ISUZU	FBZ 34 T (TRONTON) (6X4)	2019	1,300	467.000.000	607.100.000
1155	401185 00542	TRUCK	ISUZU	FBZ 34 U HP (TRONTON) (6X4) (N)	2019	1,300	459.000.000	596.700.000
1156	401185 00370	TRUCK	ISUZU	FBZ	2005	1,300	383.000.000	497.900.000
1157	401185 00370	TRUCK	ISUZU	FBZ	2004	1,300	377.000.000	490.100.000
1158	401185 00371	TRUCK	ISUZU	FBZ 23	2005	1,300	383.000.000	497.900.000
1159	401185 00372	TRUCK	ISUZU	FBZ 23 NZPF	2004	1,300	301.000.000	391.300.000
1160	401185 00372	TRUCK	ISUZU	FBZ 23 NZPF	2003	1,300	299.000.000	388.700.000
1161	401185 00372	TRUCK	ISUZU	FBZ 23 NZPF	2002	1,300	287.000.000	373.100.000
1162	401185 00372	TRUCK	ISUZU	FBZ 23 NZPF	2001	1,300	264.000.000	343.200.000
1163	401185 00372	TRUCK	ISUZU	FBZ 23 NZPF	2000	1,300	225.000.000	292.500.000
1164	401185 00373	TRUCK	ISUZU	GTR 23 E	2007	1,300	228.000.000	296.400.000
1165	401185 00373	TRUCK	ISUZU	GTR 23 E	2006	1,300	224.000.000	291.200.000
1166	401185 00373	TRUCK	ISUZU	GTR 23 E	2005	1,300	221.000.000	287.300.000
1167	401185 00373	TRUCK	ISUZU	GTR 23 E	2004	1,300	218.000.000	283.400.000
1168	401185 00543	TRUCK	ISUZU	GVR 34 H (TRACTOR HEAD) (4X2)	2019	1,300	367.000.000	477.100.000
1169	401185 00544	TRUCK	ISUZU	GVR 34 J HP ABS (TRACTOR HEAD) (4X2) (N)	2019	1,300	319.000.000	414.700.000
1170	401185 00546	TRUCK	ISUZU	GVZ 34 K HP ABS (TRACTOR HEAD) (6X4) (N)	2019	1,300	491.000.000	638.300.000
1171	401185 00545	TRUCK	ISUZU	GVZ 34 K (TRACTOR HEAD) (6X4)	2019	1,300	508.000.000	660.400.000
1172	401185 00547	TRUCK	ISUZU	GXZ 60 K ABS (TRACTOR HEAD) (6X4) (N)	2019	1,300	493.000.000	640.900.000
1173	401185 00374	TRUCK	ISUZU	HTS 11J	1993	1,300	61.000.000	79.300.000
1174	401185 00374	TRUCK	ISUZU	HTS 11J	1992	1,300	56.000.000	72.800.000
1175	401185 00374	TRUCK	ISUZU	HTS 11J	1991	1,300	52.000.000	67.600.000
1176	401185 00374	TRUCK	ISUZU	HTS 11J	1990	1,300	49.000.000	63.700.000
1177	401185 00374	TRUCK	ISUZU	HTS 11J	1989	1,300	45.000.000	58.500.000
1178	401185 00374	TRUCK	ISUZU	HTS 11J	1988	1,300	40.000.000	52.000.000
1179	401185 00374	TRUCK	ISUZU	HTS 11J	1987	1,300	35.000.000	45.500.000

NO	KODING	JENIS	MEREK	TIPE	TH BUAT	BOBOT	NJKB	DP PKB
1	2	3	4	5	6	7	8	9
1180	401185 00376	TRUCK	ISUZU	JAL 185 Q	1995	1,300	82.000.000	106.600.000
1181	401185 00376	TRUCK	ISUZU	JAL 185 Q	1994	1,300	76.000.000	98.800.000
1182	401185 00377	TRUCK	ISUZU	JAL CXZ 18 J/Q 15014cc	1995	1,300	90.000.000	117.000.000
1183	401185 00377	TRUCK	ISUZU	JAL CXZ 18 J/Q 15014cc	1994	1,300	84.000.000	109.200.000
1184	401185 00377	TRUCK	ISUZU	JAL CXZ 18 J/Q 15014cc	1993	1,300	78.000.000	101.400.000
1185	401185 00377	TRUCK	ISUZU	JAL CXZ 18 J/Q 15014cc	1992	1,300	72.000.000	93.600.000
1186	401185 00377	TRUCK	ISUZU	JAL CXZ 18 J/Q 15014cc	1991	1,300	66.000.000	85.800.000
1187	401185 00378	TRUCK	ISUZU	JAL FTS 12 HK	1995	1,300	70.000.000	91.000.000
1188	401185 00378	TRUCK	ISUZU	JAL FTS 12 HK	1994	1,300	65.000.000	84.500.000
1189	401185 00378	TRUCK	ISUZU	JAL FTS 12 HK	1993	1,300	60.000.000	78.000.000
1190	401185 00378	TRUCK	ISUZU	JAL FTS 12 HK	1992	1,300	56.000.000	72.800.000
1191	401185 00378	TRUCK	ISUZU	JAL FTS 12 HK	1991	1,300	52.000.000	67.600.000
1192	401185 00379	TRUCK	ISUZU	JCR 360	1989	1,300	38.000.000	49.400.000
1193	401185 00379	TRUCK	ISUZU	JCR 360	1988	1,300	35.000.000	45.500.000
1194	401185 00379	TRUCK	ISUZU	JCR 360	1987	1,300	33.000.000	42.900.000
1195	401185 00379	TRUCK	ISUZU	JCR 360	1986	1,300	30.000.000	39.000.000
1196	401185 00379	TRUCK	ISUZU	JCR 360	1985	1,300	28.000.000	36.400.000
1197	401185 00379	TRUCK	ISUZU	JCR 360	1984	1,300	25.000.000	32.500.000
1198	401185 00379	TRUCK	ISUZU	JCR 360	1983	1,300	23.000.000	29.900.000
1199	401185 00380	TRUCK	ISUZU	JCR 420	1989	1,300	42.000.000	54.600.000
1200	401185 00380	TRUCK	ISUZU	JCR 420	1988	1,300	39.000.000	50.700.000
1201	401185 00380	TRUCK	ISUZU	JCR 420	1987	1,300	36.000.000	46.800.000
1202	401185 00380	TRUCK	ISUZU	JCR 420	1986	1,300	33.000.000	42.900.000
1203	401185 00375	TRUCK	ISUZU	J CXZ 19 J/Q	1998	1,300	134.000.000	174.200.000
1204	401185 00375	TRUCK	ISUZU	J CXZ 19 J/Q	1997	1,300	126.000.000	163.800.000
1205	401185 00375	TRUCK	ISUZU	J CXZ 19 J/Q	1996	1,300	118.000.000	153.400.000
1206	401185 00381	TRUCK	ISUZU	NPR 58 LR / 7.800cc	1993	1,300	60.000.000	78.000.000
1207	401185 00382	TRUCK	ISUZU	NRR 12 R	1998	1,300	90.000.000	117.000.000
1208	401185 00383	TRUCK	ISUZU	TDJ50, 11.044 cc	1980	1,300	20.400.000	26.520.000
1209	401187 00001	TRUCK	IVECO	LD440 E42 T/P	1999	1,300	105.000.000	136.500.000
1210	401187 00002	TRUCK	IVECO	LD440 E43 TX/P	1999	1,300	108.000.000	140.400.000
1211	401187 00002	TRUCK	IVECO	LD440 E43 TX/P	1998	1,300	102.000.000	132.600.000
1212	401187 00003	TRUCK	IVECO	MAGI. 14.000cc	1990	1,300	93.000.000	120.900.000
1213	401187 00011	TRUCK	IVECO	MP240 E31W / (4x4) 13.798cc	2002	1,300	263.000.000	341.900.000
1214	401187 00004	TRUCK	IVECO	MP 240 E 38 W (4x4) / 12.880cc	2003	1,300	276.000.000	358.800.000
1215	401187 00012	TRUCK	IVECO	MP260 E35H / (6x4) 7.790cc	2002	1,300	254.000.000	330.200.000
1216	401187 00005	TRUCK	IVECO	MP 380 E 38 W (6x6) / 12.880cc	2003	1,300	276.000.000	358.800.000
1217	401187 00013	TRUCK	IVECO	MP380 E42H / (6x4) 13.798cc	2002	1,300	304.000.000	395.200.000
1218	401187 00014	TRUCK	IVECO	MP380 E42W / (6x6) 13.798cc	2002	1,300	304.000.000	395.200.000
1219	401187 00006	TRUCK	IVECO	MP 380 E 44 W (6x6) / 13.798cc	2003	1,300	311.000.000	404.300.000
1220	401187 00007	TRUCK	IVECO	MP 380 E 48 H (6x4) / 13.798cc	2003	1,300	331.000.000	430.300.000
1221	401187 00008	TRUCK	IVECO	MP 410 E 42 H (8x4) / 13.798cc	2003	1,300	324.000.000	421.200.000
1222	401187 00015	TRUCK	IVECO	MP410 E44H / (8x4) 12.880cc	2002	1,300	280.000.000	364.000.000
1223	401187 00009	TRUCK	IVECO	MP 440 E 43 TX/P	1999	1,300	109.000.000	141.700.000
1224	401187 00010	TRUCK	IVECO	MP 720 E 31 HT	1995	1,300	123.000.000	159.900.000
1225	401187 00016	TRUCK	IVECO	OIL FIELD	1991	1,300	86.000.000	111.800.000
1226	401193 00001	TRUCK	JEIFANG	CA 141 K2 YL	1992	1,300	39.000.000	50.700.000
1227	401193 00001	TRUCK	JEIFANG	CA 141 K2 YL	1991	1,300	36.000.000	46.800.000
1228	401214 00001	TRUCK	KENTWORTH	10.028cc	1997	1,300	90.000.000	117.000.000
1229	401214 00003	TRUCK	KENTWORTH	C.500. 14.635cc	1996	1,300	145.000.000	188.500.000
1230	401214 00002	TRUCK	KENTWORTH	C 520 C/W PEER LESS	1992	1,300	204.000.000	265.200.000
1231	401214 00002	TRUCK	KENTWORTH	C 520 C/W PEER LESS	1991	1,300	191.000.000	248.300.000
1232	401214 00002	TRUCK	KENTWORTH	C 520 C/W PEER LESS	1990	1,300	177.000.000	230.100.000
1233	401214 00002	TRUCK	KENTWORTH	C 520 C/W PEER LESS	1989	1,300	175.000.000	227.500.000
1234	401214 00002	TRUCK	KENTWORTH	C 520 C/W PEER LESS	1988	1,300	163.000.000	211.900.000
1235	401214 00002	TRUCK	KENTWORTH	C 520 C/W PEER LESS	1987	1,300	152.000.000	197.600.000
1236	401214 00004	TRUCK	KENTWORTH	MK 2 - 4000	1998	1,300	215.000.000	279.500.000
1237	401214 00005	TRUCK	KENTWORTH	MODEL M 300	1992	1,300	204.000.000	265.200.000
1238	401214 00005	TRUCK	KENTWORTH	MODEL M 300	1991	1,300	191.000.000	248.300.000
1239	401214 00005	TRUCK	KENTWORTH	MODEL M 300	1990	1,300	177.000.000	230.100.000
1240	401214 00005	TRUCK	KENTWORTH	MODEL M 300	1989	1,300	175.000.000	227.500.000
1241	401214 00005	TRUCK	KENTWORTH	MODEL M 300	1988	1,300	163.000.000	211.900.000
1242	401214 00005	TRUCK	KENTWORTH	MODEL M 300	1987	1,300	152.000.000	197.600.000
1243	401214 00006	TRUCK	KENTWORTH	MODEL S 1946	1981	1,300	68.000.000	88.400.000
1244	401214 00007	TRUCK	KENTWORTH	T 450	1992	1,300	97.000.000	126.100.000
1245	401214 00007	TRUCK	KENTWORTH	T 450	1991	1,300	89.000.000	115.700.000
1246	401214 00007	TRUCK	KENTWORTH	T 450	1990	1,300	83.000.000	107.900.000
1247	401214 00007	TRUCK	KENTWORTH	T 450	1989	1,300	75.000.000	97.500.000
1248	401214 00007	TRUCK	KENTWORTH	T 450	1988	1,300	67.000.000	87.100.000
1249	401214 00007	TRUCK	KENTWORTH	T 450	1987	1,300	60.000.000	78.000.000
1250	401214 00008	TRUCK	KENTWORTH	T 800	1992	1,300	103.000.000	133.900.000
1251	401214 00008	TRUCK	KENTWORTH	T 800	1991	1,300	95.000.000	123.500.000
1252	401214 00008	TRUCK	KENTWORTH	T 800	1990	1,300	88.000.000	114.400.000
1253	401243 00001	TRUCK	MAGIRUS	DEUTZ	1980	1,300	11.500.000	14.950.000
1254	401243 00002	TRUCK	MAGIRUS	MI 30 D 12	1981	1,300	129.000.000	167.700.000
1255	401247 00002	TRUCK	MAN	24.460 6X2 R37	2015	1,300	1.370.000.000	1.781.000.000
1256	401247 00002	TRUCK	MAN	24.460 6X2 R37	2014	1,300	1.305.000.000	1.696.500.000
1257	401247 00003	TRUCK	MAN	CLA 18.280 4X2 BBS-WW CS36	2019	1,300	437.000.000	568.100.000
1258	401247 00003	TRUCK	MAN	CLA 18.280 4X2 BBS-WW CS36	2016	1,300	372.000.000	483.600.000
1259	401247 00003	TRUCK	MAN	CLA 18.280 4X2 BBS-WW CS36	2015	1,300	354.000.000	460.200.000
1260	401247 00003	TRUCK	MAN	CLA 18.280 4X2 BBS-WW CS36	2014	1,300	337.000.000	438.100.000
1261	401247 00025	TRUCK	MAN	CLA 18.280 4X2 BB-WW	2019	1,300	374.000.000	486.200.000
1262	401247 00004	TRUCK	MAN	CLA 26.280 6X2 BB-CS46	2016	1,300	585.000.000	760.500.000
1263	401247 00004	TRUCK	MAN	CLA 26.280 6X2 BB-CS46	2015	1,300	579.000.000	752.700.000
1264	401247 00004	TRUCK	MAN	CLA 26.280 6X2 BB-CS46	2014	1,300	562.000.000	730.600.000
1265	401247 00008	TRUCK	MAN	CLA 26.280 6X4 BBS-WW M/T	2016	1,300	653.000.000	848.900.000
1266	401247 00008	TRUCK	MAN	CLA 26.280 6X4 BBS-WW M/T	2015	1,300	643.000.000	835.900.000
1267	401247 00008	TRUCK	MAN	CLA 26.280 6X4 BBS-WW M/T	2014	1,300	612.000.000	795.600.000
1268	401247 00026	TRUCK	MAN	CLA 26.280 6X4 BB-WW	2019	1,300	473.000.000	614.900.000
1269	401247 00005	TRUCK	MAN	CLA 26.280 6X4 BB-WW CS11	2016	1,300	653.000.000	848.900.000
1270	401247 00005	TRUCK	MAN	CLA 26.280 6X4 BB-WW CS11	2015	1,300	646.000.000	839.800.000

NO	KODING	JENIS	MEREK	TIPE	TH BUAT	BOBOT	NJKB	DP PKB
1	2	3	4	5	6	7	8	9
1271	401247 00005	TRUCK	MAN	CLA 26.280 6X4 BB-WW CS11	2014	1,300	621.000.000	807.300.000
1272	401247 00006	TRUCK	MAN	CLA 26.280 6X4 BB-WW CS44	2019	1,300	576.000.000	748.800.000
1273	401247 00006	TRUCK	MAN	CLA 26.280 6X4 BB-WW CS44	2016	1,300	490.000.000	637.000.000
1274	401247 00007	TRUCK	MAN	CLA 26.280 6X4 BB-WW M/T	2019	1,300	606.000.000	787.800.000
1275	401247 00007	TRUCK	MAN	CLA 26.280 6X4 BB-WW M/T	2016	1,300	516.000.000	670.800.000
1276	401247 00007	TRUCK	MAN	CLA 26.280 6X4 BB-WW M/T	2015	1,300	491.000.000	638.300.000
1277	401247 00007	TRUCK	MAN	CLA 26.280 6X4 BB-WW M/T	2014	1,300	467.000.000	607.100.000
1278	401247 00009	TRUCK	MAN	CLA 26.280 BS III 9S (6X4)	2010	1,300	599.000.000	778.700.000
1279	401247 00009	TRUCK	MAN	CLA 26.280 BS III 9S (6X4)	2009	1,300	570.000.000	741.000.000
1280	401247 00010	TRUCK	MAN	CLA 31.280 8X4 BB-WW	2016	1,300	720.000.000	936.000.000
1281	401247 00027	TRUCK	MAN	TGS 26.360 6X4 BLS	2019	1,300	945.000.000	1.228.500.000
1282	401247 00011	TRUCK	MAN	TGS 33.360 6X4 BBS-WW M/T	2019	1,300	1.018.000.000	1.323.400.000
1283	401247 00011	TRUCK	MAN	TGS 33.360 6X4 BBS-WW M/T	2016	1,300	866.000.000	1.125.800.000
1284	401247 00011	TRUCK	MAN	TGS 33.360 6X4 BBS-WW M/T	2015	1,300	823.000.000	1.069.900.000
1285	401247 00011	TRUCK	MAN	TGS 33.360 6X4 BBS-WW M/T	2014	1,300	782.000.000	1.016.600.000
1286	401247 00013	TRUCK	MAN	TGS 40.400 6X4 BBS-WW	2019	1,300	1.091.000.000	1.418.300.000
1287	401247 00013	TRUCK	MAN	TGS 40.400 6X4 BBS-WW	2016	1,300	928.000.000	1.206.400.000
1288	401247 00013	TRUCK	MAN	TGS 40.400 6X4 BBS-WW	2015	1,300	882.000.000	1.146.600.000
1289	401247 00013	TRUCK	MAN	TGS 40.400 6X4 BBS-WW	2014	1,300	838.000.000	1.089.400.000
1290	401247 00012	TRUCK	MAN	TGS 40.400 6X4 BB-WW	2016	1,300	1.233.000.000	1.602.900.000
1291	401247 00012	TRUCK	MAN	TGS 40.400 6X4 BB-WW	2015	1,300	1.229.000.000	1.597.700.000
1292	401247 00012	TRUCK	MAN	TGS 40.400 6X4 BB-WW	2014	1,300	1.170.000.000	1.521.000.000
1293	401247 00015	TRUCK	MAN	TGS 40.440 6X6 BBS-WW M/T	2019	1,300	1.364.000.000	1.773.200.000
1294	401247 00015	TRUCK	MAN	TGS 40.440 6X6 BBS-WW M/T	2016	1,300	1.160.000.000	1.508.000.000
1295	401247 00015	TRUCK	MAN	TGS 40.440 6X6 BBS-WW M/T	2015	1,300	1.102.000.000	1.432.600.000
1296	401247 00015	TRUCK	MAN	TGS 40.440 6X6 BBS-WW M/T	2014	1,300	1.047.000.000	1.361.100.000
1297	401247 00014	TRUCK	MAN	TGS 40.440 6X6 BB-WW M/T	2016	1,300	1.530.000.000	1.989.000.000
1298	401247 00014	TRUCK	MAN	TGS 40.440 6X6 BB-WW M/T	2015	1,300	1.515.000.000	1.969.500.000
1299	401247 00014	TRUCK	MAN	TGS 40.440 6X6 BB-WW M/T	2014	1,300	1.462.000.000	1.900.600.000
1300	401247 00016	TRUCK	MAN	TGS 40.480 6X4 BBS-WW M/T	2019	1,300	1.258.000.000	1.635.400.000
1301	401247 00016	TRUCK	MAN	TGS 40.480 6X4 BBS-WW M/T	2016	1,300	1.070.000.000	1.391.000.000
1302	401247 00016	TRUCK	MAN	TGS 40.480 6X4 BBS-WW M/T	2015	1,300	1.017.000.000	1.322.100.000
1303	401247 00016	TRUCK	MAN	TGS 40.480 6X4 BBS-WW M/T	2014	1,300	967.000.000	1.257.100.000
1304	401247 00017	TRUCK	MAN	TGS 40.480 6X6 BBS-WW	2019	1,300	1.409.000.000	1.831.700.000
1305	401247 00017	TRUCK	MAN	TGS 40.480 6X6 BBS-WW	2016	1,300	1.198.000.000	1.557.400.000
1306	401247 00028	TRUCK	MAN	TGS 40.540 6X6 BBS WW	2019	1,300	1.503.000.000	1.953.900.000
1307	401247 00018	TRUCK	MAN	TGS 41.480 8X4 BB-WW	2015	1,300	1.559.000.000	2.026.700.000
1308	401247 00018	TRUCK	MAN	TGS 41.480 8X4 BB-WW	2014	1,300	1.485.000.000	1.930.500.000
1309	401247 00029	TRUCK	MAN	TGX 26.540 6X4 BLS	2019	1,300	1.364.000.000	1.773.200.000
1310	401253 00242	TRUCK	MAZDA	SG 17 / 6.600CC	1993	1,300	57.000.000	74.100.000
1311	401253 00243	TRUCK	MAZDA	T 4000 D	1992	1,300	25.000.000	32.500.000
1312	401253 00244	TRUCK	MAZDA	VEYOF / 11.224cc	1995	1,300	91.000.000	118.300.000
1313	401255 00645	TRUCK	MERCEDES BENZ	1417 / 5958cc	1994	1,300	68.000.000	88.400.000
1314	401255 00645	TRUCK	MERCEDES BENZ	1417 / 5958cc	1993	1,300	64.000.000	83.200.000
1315	401255 00645	TRUCK	MERCEDES BENZ	1417 / 5958cc	1992	1,300	59.000.000	76.700.000
1316	401255 00645	TRUCK	MERCEDES BENZ	1417 / 5958cc	1991	1,300	55.000.000	71.500.000
1317	401255 00646	TRUCK	MERCEDES BENZ	1518/42	1997	1,300	100.000.000	130.000.000
1318	401255 00646	TRUCK	MERCEDES BENZ	1518/42	1996	1,300	93.000.000	120.900.000
1319	401255 00646	TRUCK	MERCEDES BENZ	1518/42	1995	1,300	86.000.000	111.800.000
1320	401255 00646	TRUCK	MERCEDES BENZ	1518/42	1994	1,300	80.000.000	104.000.000
1321	401255 00646	TRUCK	MERCEDES BENZ	1518/42	1993	1,300	74.000.000	96.200.000
1322	401255 00646	TRUCK	MERCEDES BENZ	1518/42	1992	1,300	69.000.000	89.700.000
1323	401255 00646	TRUCK	MERCEDES BENZ	1518/42	1991	1,300	64.000.000	83.200.000
1324	401255 00646	TRUCK	MERCEDES BENZ	1518/42	1990	1,300	59.000.000	76.700.000
1325	401255 00646	TRUCK	MERCEDES BENZ	1518/42	1989	1,300	54.000.000	70.200.000
1326	401255 00646	TRUCK	MERCEDES BENZ	1518/42	1988	1,300	50.000.000	65.000.000
1327	401255 00646	TRUCK	MERCEDES BENZ	1518/42	1987	1,300	47.000.000	61.100.000
1328	401255 00646	TRUCK	MERCEDES BENZ	1518/42	1986	1,300	44.000.000	57.200.000
1329	401255 00649	TRUCK	MERCEDES BENZ	1521/42. 5958cc	1997	1,300	106.000.000	137.800.000
1330	401255 00649	TRUCK	MERCEDES BENZ	1521/42. 5958cc	1996	1,300	99.000.000	128.700.000
1331	401255 00649	TRUCK	MERCEDES BENZ	1521/42. 5958cc	1995	1,300	92.000.000	119.600.000
1332	401255 00649	TRUCK	MERCEDES BENZ	1521/42. 5958cc	1994	1,300	85.000.000	110.500.000
1333	401255 00647	TRUCK	MERCEDES BENZ	1521 AK/36. 5958cc	1997	1,300	101.000.000	131.300.000
1334	401255 00647	TRUCK	MERCEDES BENZ	1521 AK/36. 5958cc	1996	1,300	94.000.000	122.200.000
1335	401255 00647	TRUCK	MERCEDES BENZ	1521 AK/36. 5958cc	1995	1,300	87.000.000	113.100.000
1336	401255 00648	TRUCK	MERCEDES BENZ	1521 K/36. 5958cc	1997	1,300	96.000.000	124.800.000
1337	401255 00648	TRUCK	MERCEDES BENZ	1521 K/36. 5958cc	1996	1,300	90.000.000	117.000.000
1338	401255 00648	TRUCK	MERCEDES BENZ	1521 K/36. 5958cc	1995	1,300	83.000.000	107.900.000
1339	401255 00650	TRUCK	MERCEDES BENZ	2421/42	1995	1,300	83.000.000	107.900.000
1340	401255 00651	TRUCK	MERCEDES BENZ	2527 AK (4x4)	2002	1,300	505.000.000	656.500.000
1341	401255 00652	TRUCK	MERCEDES BENZ	2531 A	2005	1,300	554.000.000	720.200.000
1342	401255 00653	TRUCK	MERCEDES BENZ	2534 S/32	1996	1,300	99.000.000	128.700.000
1343	401255 00653	TRUCK	MERCEDES BENZ	2534 S/32	1995	1,300	92.000.000	119.600.000
1344	401255 00653	TRUCK	MERCEDES BENZ	2534 S/32	1994	1,300	85.000.000	110.500.000
1345	401255 00654	TRUCK	MERCEDES BENZ	2631 / 10964cc (6x4)	1999	1,300	328.000.000	426.400.000
1346	401255 00655	TRUCK	MERCEDES BENZ	2634/32	1996	1,300	99.000.000	128.700.000
1347	401255 00655	TRUCK	MERCEDES BENZ	2634/32	1995	1,300	92.000.000	119.600.000
1348	401255 00655	TRUCK	MERCEDES BENZ	2634/32	1994	1,300	85.000.000	110.500.000
1349	401255 00656	TRUCK	MERCEDES BENZ	3343 A/6X6	2005	1,300	590.000.000	767.000.000
1350	401255 00657	TRUCK	MERCEDES BENZ	3343 AK/6X6	2005	1,300	596.000.000	774.800.000
1351	401255 00658	TRUCK	MERCEDES BENZ	3343 K/6X4	2005	1,300	582.000.000	756.600.000
1352	401255 00659	TRUCK	MERCEDES BENZ	407 D	1992	1,300	34.000.000	44.200.000
1353	401255 00660	TRUCK	MERCEDES BENZ	508, 5675cc	1980	1,300	13.600.000	17.680.000
1354	401255 00661	TRUCK	MERCEDES BENZ	6 CYL	1981	1,300	23.000.000	29.900.000
1355	401255 00666	TRUCK	MERCEDES BENZ	917/36 DIESEL	1984	1,300	28.000.000	36.400.000
1356	401255 00667	TRUCK	MERCEDES BENZ	917/42	1997	1,300	100.000.000	130.000.000
1357	401255 00667	TRUCK	MERCEDES BENZ	917/42	1996	1,300	93.000.000	120.900.000
1358	401255 00667	TRUCK	MERCEDES BENZ	917/42	1995	1,300	86.000.000	111.800.000
1359	401255 00667	TRUCK	MERCEDES BENZ	917/42	1994	1,300	80.000.000	104.000.000
1360	401255 00667	TRUCK	MERCEDES BENZ	917/42	1993	1,300	74.000.000	96.200.000
1361	401255 00667	TRUCK	MERCEDES BENZ	917/42	1992	1,300	69.000.000	89.700.000

NO	KODING	JENIS	MEREK	TIPE	TH BUAT	BOBOT	NJKB	DP PKB
1	2	3	4	5	6	7	8	9
1362	401255 00667	TRUCK	MERCEDES BENZ	917/42	1991	1,300	64.000.000	83.200.000
1363	401255 00667	TRUCK	MERCEDES BENZ	917/42	1990	1,300	59.000.000	76.700.000
1364	401255 00667	TRUCK	MERCEDES BENZ	917/42	1989	1,300	54.000.000	70.200.000
1365	401255 00667	TRUCK	MERCEDES BENZ	917/42	1988	1,300	50.000.000	65.000.000
1366	401255 00667	TRUCK	MERCEDES BENZ	917/42	1987	1,300	47.000.000	61.100.000
1367	401255 00667	TRUCK	MERCEDES BENZ	917/42	1986	1,300	44.000.000	57.200.000
1368	401255 00662	TRUCK	MERCEDES BENZ	917 AK/32 (4x2)	1992	1,300	61.000.000	79.300.000
1369	401255 00662	TRUCK	MERCEDES BENZ	917 AK/32 (4x2)	1991	1,300	55.000.000	71.500.000
1370	401255 00662	TRUCK	MERCEDES BENZ	917 AK/32 (4x2)	1990	1,300	50.000.000	65.000.000
1371	401255 00662	TRUCK	MERCEDES BENZ	917 AK/32 (4x2)	1989	1,300	48.000.000	62.400.000
1372	401255 00662	TRUCK	MERCEDES BENZ	917 AK/32 (4x2)	1988	1,300	45.000.000	58.500.000
1373	401255 00662	TRUCK	MERCEDES BENZ	917 AK/32 (4x2)	1987	1,300	42.000.000	54.600.000
1374	401255 00662	TRUCK	MERCEDES BENZ	917 AK/32 (4x2)	1986	1,300	38.000.000	49.400.000
1375	401255 00663	TRUCK	MERCEDES BENZ	917 AK/36	1991	1,300	55.000.000	71.500.000
1376	401255 00668	TRUCK	MERCEDES BENZ	917K/ 36	1994	1,300	66.000.000	85.800.000
1377	401255 00668	TRUCK	MERCEDES BENZ	917K/ 36	1993	1,300	61.000.000	79.300.000
1378	401255 00668	TRUCK	MERCEDES BENZ	917K/ 36	1992	1,300	57.000.000	74.100.000
1379	401255 00668	TRUCK	MERCEDES BENZ	917K/ 36	1991	1,300	52.000.000	67.600.000
1380	401255 00668	TRUCK	MERCEDES BENZ	917K/ 36	1990	1,300	49.000.000	63.700.000
1381	401255 00668	TRUCK	MERCEDES BENZ	917K/ 36	1989	1,300	42.000.000	54.600.000
1382	401255 00668	TRUCK	MERCEDES BENZ	917K/ 36	1988	1,300	34.000.000	44.200.000
1383	401255 00668	TRUCK	MERCEDES BENZ	917K/ 36	1987	1,300	32.000.000	41.600.000
1384	401255 00668	TRUCK	MERCEDES BENZ	917K/ 36	1986	1,300	30.000.000	39.000.000
1385	401255 00668	TRUCK	MERCEDES BENZ	917K/ 36	1985	1,300	29.000.000	37.700.000
1386	401255 00668	TRUCK	MERCEDES BENZ	917K/ 36	1984	1,300	28.000.000	36.400.000
1387	401255 00664	TRUCK	MERCEDES BENZ	917 S/32	1997	1,300	100.000.000	130.000.000
1388	401255 00664	TRUCK	MERCEDES BENZ	917 S/32	1996	1,300	93.000.000	120.900.000
1389	401255 00664	TRUCK	MERCEDES BENZ	917 S/32	1995	1,300	86.000.000	111.800.000
1390	401255 00664	TRUCK	MERCEDES BENZ	917 S/32	1994	1,300	80.000.000	104.000.000
1391	401255 00664	TRUCK	MERCEDES BENZ	917 S/32	1993	1,300	74.000.000	96.200.000
1392	401255 00664	TRUCK	MERCEDES BENZ	917 S/32	1992	1,300	69.000.000	89.700.000
1393	401255 00664	TRUCK	MERCEDES BENZ	917 S/32	1991	1,300	64.000.000	83.200.000
1394	401255 00664	TRUCK	MERCEDES BENZ	917 S/32	1990	1,300	59.000.000	76.700.000
1395	401255 00664	TRUCK	MERCEDES BENZ	917 S/32	1989	1,300	54.000.000	70.200.000
1396	401255 00664	TRUCK	MERCEDES BENZ	917 S/32	1988	1,300	50.000.000	65.000.000
1397	401255 00664	TRUCK	MERCEDES BENZ	917 S/32	1987	1,300	47.000.000	61.100.000
1398	401255 00664	TRUCK	MERCEDES BENZ	917 S/32	1986	1,300	44.000.000	57.200.000
1399	401255 00665	TRUCK	MERCEDES BENZ	917 S/42 LA	1997	1,300	100.000.000	130.000.000
1400	401255 00665	TRUCK	MERCEDES BENZ	917 S/42 LA	1996	1,300	93.000.000	120.900.000
1401	401255 00665	TRUCK	MERCEDES BENZ	917 S/42 LA	1995	1,300	86.000.000	111.800.000
1402	401255 00665	TRUCK	MERCEDES BENZ	917 S/42 LA	1994	1,300	80.000.000	104.000.000
1403	401255 00665	TRUCK	MERCEDES BENZ	917 S/42 LA	1993	1,300	74.000.000	96.200.000
1404	401255 00665	TRUCK	MERCEDES BENZ	917 S/42 LA	1992	1,300	69.000.000	89.700.000
1405	401255 00665	TRUCK	MERCEDES BENZ	917 S/42 LA	1991	1,300	64.000.000	83.200.000
1406	401255 00665	TRUCK	MERCEDES BENZ	917 S/42 LA	1990	1,300	59.000.000	76.700.000
1407	401255 00665	TRUCK	MERCEDES BENZ	917 S/42 LA	1989	1,300	54.000.000	70.200.000
1408	401255 00665	TRUCK	MERCEDES BENZ	917 S/42 LA	1988	1,300	50.000.000	65.000.000
1409	401255 00665	TRUCK	MERCEDES BENZ	917 S/42 LA	1987	1,300	47.000.000	61.100.000
1410	401255 00665	TRUCK	MERCEDES BENZ	917 S/42 LA	1986	1,300	44.000.000	57.200.000
1411	401255 00670	TRUCK	MERCEDES BENZ	ACTROS 1848 AK/39 4X4 AT CBU	2018	1,300	1.173.000.000	1.524.900.000
1412	401255 00670	TRUCK	MERCEDES BENZ	ACTROS 1848 AK/39 4X4 AT CBU	2017	1,300	1.150.000.000	1.495.000.000
1413	401255 00670	TRUCK	MERCEDES BENZ	ACTROS 1848 AK/39 4X4 AT CBU	2016	1,300	1.127.000.000	1.465.100.000
1414	401255 00669	TRUCK	MERCEDES BENZ	ACTROS 1848 AK 39 4X4 MT (CBU)	2015	1,300	1.173.000.000	1.524.900.000
1415	401255 00669	TRUCK	MERCEDES BENZ	ACTROS 1848 AK 39 4X4 MT (CBU)	2014	1,300	1.114.000.000	1.448.200.000
1416	401255 00669	TRUCK	MERCEDES BENZ	ACTROS 1848 AK 39 4X4 MT (CBU)	2013	1,300	1.059.000.000	1.376.700.000
1417	401255 00671	TRUCK	MERCEDES BENZ	ACTROS 2036 A (4X4) MT CBU	2018	1,300	1.337.000.000	1.738.100.000
1418	401255 00671	TRUCK	MERCEDES BENZ	ACTROS 2036 A (4X4) MT CBU	2017	1,300	1.337.000.000	1.738.100.000
1419	401255 00671	TRUCK	MERCEDES BENZ	ACTROS 2036 A (4X4) MT CBU	2016	1,300	1.324.000.000	1.721.200.000
1420	401255 00671	TRUCK	MERCEDES BENZ	ACTROS 2036 A (4X4) MT CBU	2015	1,300	1.270.000.000	1.651.000.000
1421	401255 00671	TRUCK	MERCEDES BENZ	ACTROS 2036 A (4X4) MT CBU	2014	1,300	1.207.000.000	1.569.100.000
1422	401255 00671	TRUCK	MERCEDES BENZ	ACTROS 2036 A (4X4) MT CBU	2013	1,300	1.183.000.000	1.537.900.000
1423	401255 00672	TRUCK	MERCEDES BENZ	ACTROS 2536 A (4X4) MT CBU	2019	1,300	1.260.000.000	1.638.000.000
1424	401255 00672	TRUCK	MERCEDES BENZ	ACTROS 2536 A (4X4) MT CBU	2017	1,300	1.134.000.000	1.474.200.000
1425	401255 00672	TRUCK	MERCEDES BENZ	ACTROS 2536 A (4X4) MT CBU	2016	1,300	1.078.000.000	1.401.400.000
1426	401255 00672	TRUCK	MERCEDES BENZ	ACTROS 2536 A (4X4) MT CBU	2015	1,300	1.025.000.000	1.332.500.000
1427	401255 00673	TRUCK	MERCEDES BENZ	ACTROS 2536A M/T CBU	2018	1,300	1.260.000.000	1.638.000.000
1428	401255 00674	TRUCK	MERCEDES BENZ	ACTROS 2543A 4X4 M/T CBU	2019	1,300	1.300.000.000	1.690.000.000
1429	401255 00674	TRUCK	MERCEDES BENZ	ACTROS 2543A 4X4 M/T CBU	2018	1,300	1.235.000.000	1.605.500.000
1430	401255 00675	TRUCK	MERCEDES BENZ	ACTROS 2546 AK (4X4) AT CBU	2018	1,300	1.368.000.000	1.778.400.000
1431	401255 00675	TRUCK	MERCEDES BENZ	ACTROS 2546 AK (4X4) AT CBU	2017	1,300	1.368.000.000	1.778.400.000
1432	401255 00675	TRUCK	MERCEDES BENZ	ACTROS 2546 AK (4X4) AT CBU	2016	1,300	1.341.000.000	1.743.300.000
1433	401255 00675	TRUCK	MERCEDES BENZ	ACTROS 2546 AK (4X4) AT CBU	2015	1,300	1.314.000.000	1.708.200.000
1434	401255 00676	TRUCK	MERCEDES BENZ	ACTROS 2548 A (4X4) MT CBU	2019	1,300	1.392.000.000	1.809.600.000
1435	401255 00676	TRUCK	MERCEDES BENZ	ACTROS 2548 A (4X4) MT CBU	2018	1,300	1.323.000.000	1.719.900.000
1436	401255 00676	TRUCK	MERCEDES BENZ	ACTROS 2548 A (4X4) MT CBU	2017	1,300	1.257.000.000	1.634.100.000
1437	401255 00676	TRUCK	MERCEDES BENZ	ACTROS 2548 A (4X4) MT CBU	2016	1,300	1.195.000.000	1.553.500.000
1438	401255 00676	TRUCK	MERCEDES BENZ	ACTROS 2548 A (4X4) MT CBU	2015	1,300	1.136.000.000	1.476.800.000
1439	401255 00677	TRUCK	MERCEDES BENZ	ACTROS 2553 A (4X4) MT CBU	2019	1,300	1.494.000.000	1.942.200.000
1440	401255 00677	TRUCK	MERCEDES BENZ	ACTROS 2553 A (4X4) MT CBU	2018	1,300	1.420.000.000	1.846.000.000
1441	401255 00677	TRUCK	MERCEDES BENZ	ACTROS 2553 A (4X4) MT CBU	2017	1,300	1.349.000.000	1.753.700.000
1442	401255 00677	TRUCK	MERCEDES BENZ	ACTROS 2553 A (4X4) MT CBU	2016	1,300	1.282.000.000	1.666.600.000
1443	401255 00792	TRUCK	MERCEDES BENZ	ACTROS 2636LS 6X4 A/T CBU	2019	1,300	909.000.000	1.181.700.000
1444	401255 00678	TRUCK	MERCEDES BENZ	ACTROS 2636LS 6X4 M/T CBU	2019	1,300	1.068.000.000	1.388.400.000
1445	401255 00678	TRUCK	MERCEDES BENZ	ACTROS 2636LS 6X4 M/T CBU	2018	1,300	1.015.000.000	1.319.500.000
1446	401255 00793	TRUCK	MERCEDES BENZ	ACTROS 2636LSDNA 6X2 A/T CBU	2019	1,300	845.000.000	1.098.500.000
1447	401255 00679	TRUCK	MERCEDES BENZ	ACTROS 2640 LS 33 6X4 AT (CBU)	2017	1,300	854.000.000	1.110.200.000
1448	401255 00679	TRUCK	MERCEDES BENZ	ACTROS 2640 LS 33 6X4 AT (CBU)	2016	1,300	845.000.000	1.098.500.000
1449	401255 00679	TRUCK	MERCEDES BENZ	ACTROS 2640 LS 33 6X4 AT (CBU)	2015	1,300	837.000.000	1.088.100.000
1450	401255 00679	TRUCK	MERCEDES BENZ	ACTROS 2640 LS 33 6X4 AT (CBU)	2014	1,300	829.000.000	1.077.700.000
1451	401255 00679	TRUCK	MERCEDES BENZ	ACTROS 2640 LS 33 6X4 AT (CBU)	2013	1,300	812.000.000	1.055.600.000
1452	401255 00794	TRUCK	MERCEDES BENZ	ACTROS 2640LS 6X4 A/T CBU	2019	1,300	776.000.000	1.008.800.000

NO	KODING	JENIS	MEREK	TIPE	TH BUAT	BOBOT	NJKB	DP PKB
1	2	3	4	5	6	7	8	9
1453	401255 00680	TRUCK	MERCEDES BENZ	ACTROS 2640LS 6X4 M/T CBU	2018	1,300	854.000.000	1.110.200.000
1454	401255 00795	TRUCK	MERCEDES BENZ	ACTROS 2642LSDNA 6X2 A/T CBU	2019	1,300	863.000.000	1.121.900.000
1455	401255 00681	TRUCK	MERCEDES BENZ	ACTROS 2736AK 42 6X6M/T CBU	2019	1,300	1.308.000.000	1.700.400.000
1456	401255 00681	TRUCK	MERCEDES BENZ	ACTROS 2736AK 42 6X6M/T CBU	2018	1,300	1.243.000.000	1.615.900.000
1457	401255 00682	TRUCK	MERCEDES BENZ	ACTROS 2736AK 6X6 M/T CBU	2019	1,300	1.302.000.000	1.692.600.000
1458	401255 00682	TRUCK	MERCEDES BENZ	ACTROS 2736AK 6X6 M/T CBU	2018	1,300	1.237.000.000	1.608.100.000
1459	401255 00796	TRUCK	MERCEDES BENZ	ACTROS 3242LS 6X4 A/T CBU	2019	1,300	882.000.000	1.146.600.000
1460	401255 00683	TRUCK	MERCEDES BENZ	ACTROS 331A 6X6 M/T CBU	2018	1,300	1.063.000.000	1.381.900.000
1461	401255 00684	TRUCK	MERCEDES BENZ	ACTROS 3331 A 6x6 MT (CBU)	2019	1,300	1.063.000.000	1.381.900.000
1462	401255 00684	TRUCK	MERCEDES BENZ	ACTROS 3331 A 6x6 MT (CBU)	2017	1,300	957.000.000	1.244.100.000
1463	401255 00684	TRUCK	MERCEDES BENZ	ACTROS 3331 A 6x6 MT (CBU)	2016	1,300	910.000.000	1.183.000.000
1464	401255 00684	TRUCK	MERCEDES BENZ	ACTROS 3331 A 6x6 MT (CBU)	2015	1,300	865.000.000	1.124.500.000
1465	401255 00684	TRUCK	MERCEDES BENZ	ACTROS 3331 A 6x6 MT (CBU)	2014	1,300	822.000.000	1.068.600.000
1466	401255 00684	TRUCK	MERCEDES BENZ	ACTROS 3331 A 6x6 MT (CBU)	2013	1,300	781.000.000	1.015.300.000
1467	401255 00685	TRUCK	MERCEDES BENZ	ACTROS 3331 K (6x4) MT (CBU)	2019	1,300	812.000.000	1.055.600.000
1468	401255 00685	TRUCK	MERCEDES BENZ	ACTROS 3331 K (6x4) MT (CBU)	2018	1,300	772.000.000	1.003.600.000
1469	401255 00685	TRUCK	MERCEDES BENZ	ACTROS 3331 K (6x4) MT (CBU)	2017	1,300	734.000.000	954.200.000
1470	401255 00685	TRUCK	MERCEDES BENZ	ACTROS 3331 K (6x4) MT (CBU)	2016	1,300	698.000.000	907.400.000
1471	401255 00685	TRUCK	MERCEDES BENZ	ACTROS 3331 K (6x4) MT (CBU)	2015	1,300	664.000.000	863.200.000
1472	401255 00685	TRUCK	MERCEDES BENZ	ACTROS 3331 K (6x4) MT (CBU)	2014	1,300	631.000.000	820.300.000
1473	401255 00686	TRUCK	MERCEDES BENZ	ACTROS 3336 S (6x4) MT (CBU)	2019	1,300	792.000.000	1.029.600.000
1474	401255 00686	TRUCK	MERCEDES BENZ	ACTROS 3336 S (6x4) MT (CBU)	2018	1,300	753.000.000	978.900.000
1475	401255 00686	TRUCK	MERCEDES BENZ	ACTROS 3336 S (6x4) MT (CBU)	2017	1,300	716.000.000	930.800.000
1476	401255 00686	TRUCK	MERCEDES BENZ	ACTROS 3336 S (6x4) MT (CBU)	2016	1,300	681.000.000	885.300.000
1477	401255 00686	TRUCK	MERCEDES BENZ	ACTROS 3336 S (6x4) MT (CBU)	2015	1,300	647.000.000	841.100.000
1478	401255 00686	TRUCK	MERCEDES BENZ	ACTROS 3336 S (6x4) MT (CBU)	2014	1,300	615.000.000	799.500.000
1479	401255 00687	TRUCK	MERCEDES BENZ	ACTROS 3339 S 33 6X4 MT (CBU)	2017	1,300	875.000.000	1.137.500.000
1480	401255 00687	TRUCK	MERCEDES BENZ	ACTROS 3339 S 33 6X4 MT (CBU)	2016	1,300	858.000.000	1.115.400.000
1481	401255 00687	TRUCK	MERCEDES BENZ	ACTROS 3339 S 33 6X4 MT (CBU)	2015	1,300	841.000.000	1.093.300.000
1482	401255 00687	TRUCK	MERCEDES BENZ	ACTROS 3339 S 33 6X4 MT (CBU)	2014	1,300	824.000.000	1.071.200.000
1483	401255 00687	TRUCK	MERCEDES BENZ	ACTROS 3339 S 33 6X4 MT (CBU)	2013	1,300	808.000.000	1.050.400.000
1484	401255 00688	TRUCK	MERCEDES BENZ	ACTROS 3339S 6X4 M/T CBU	2019	1,300	875.000.000	1.137.500.000
1485	401255 00688	TRUCK	MERCEDES BENZ	ACTROS 3339S 6X4 M/T CBU	2018	1,300	832.000.000	1.081.600.000
1486	401255 00689	TRUCK	MERCEDES BENZ	ACTROS 3341 (6X4) A/T	2018	1,300	11.790.000.000	15.327.000.000
1487	401255 00690	TRUCK	MERCEDES BENZ	ACTROS 3939 K 6x4 MT (CBU)	2019	1,300	1.116.000.000	1.450.800.000
1488	401255 00690	TRUCK	MERCEDES BENZ	ACTROS 3939 K 6x4 MT (CBU)	2018	1,300	1.061.000.000	1.379.300.000
1489	401255 00690	TRUCK	MERCEDES BENZ	ACTROS 3939 K 6x4 MT (CBU)	2017	1,300	1.008.000.000	1.310.400.000
1490	401255 00690	TRUCK	MERCEDES BENZ	ACTROS 3939 K 6x4 MT (CBU)	2016	1,300	958.000.000	1.245.400.000
1491	401255 00690	TRUCK	MERCEDES BENZ	ACTROS 3939 K 6x4 MT (CBU)	2015	1,300	911.000.000	1.184.300.000
1492	401255 00690	TRUCK	MERCEDES BENZ	ACTROS 3939 K 6x4 MT (CBU)	2014	1,300	866.000.000	1.125.800.000
1493	401255 00690	TRUCK	MERCEDES BENZ	ACTROS 3939 K 6x4 MT (CBU)	2013	1,300	823.000.000	1.069.900.000
1494	401255 00696	TRUCK	MERCEDES BENZ	ACTROS 4043A 6X6 M/T CBU	2018	1,300	1.458.000.000	1.895.400.000
1495	401255 00691	TRUCK	MERCEDES BENZ	ACTROS 4043 AK 6x6 MT (CBU)	2019	1,300	1.373.000.000	1.784.900.000
1496	401255 00691	TRUCK	MERCEDES BENZ	ACTROS 4043 AK 6x6 MT (CBU)	2018	1,300	1.305.000.000	1.696.500.000
1497	401255 00691	TRUCK	MERCEDES BENZ	ACTROS 4043 AK 6x6 MT (CBU)	2017	1,300	1.240.000.000	1.612.000.000
1498	401255 00691	TRUCK	MERCEDES BENZ	ACTROS 4043 AK 6x6 MT (CBU)	2016	1,300	1.178.000.000	1.531.400.000
1499	401255 00691	TRUCK	MERCEDES BENZ	ACTROS 4043 AK 6x6 MT (CBU)	2015	1,300	1.120.000.000	1.456.000.000
1500	401255 00691	TRUCK	MERCEDES BENZ	ACTROS 4043 AK 6x6 MT (CBU)	2014	1,300	1.064.000.000	1.383.200.000
1501	401255 00691	TRUCK	MERCEDES BENZ	ACTROS 4043 AK 6x6 MT (CBU)	2013	1,300	1.011.000.000	1.314.300.000
1502	401255 00692	TRUCK	MERCEDES BENZ	ACTROS 4043 AK LOG 6x6 MT (CBU)	2019	1,300	1.305.000.000	1.696.500.000
1503	401255 00692	TRUCK	MERCEDES BENZ	ACTROS 4043 AK LOG 6x6 MT (CBU)	2018	1,300	1.240.000.000	1.612.000.000
1504	401255 00692	TRUCK	MERCEDES BENZ	ACTROS 4043 AK LOG 6x6 MT (CBU)	2017	1,300	1.178.000.000	1.531.400.000
1505	401255 00692	TRUCK	MERCEDES BENZ	ACTROS 4043 AK LOG 6x6 MT (CBU)	2016	1,300	1.120.000.000	1.456.000.000
1506	401255 00692	TRUCK	MERCEDES BENZ	ACTROS 4043 AK LOG 6x6 MT (CBU)	2015	1,300	1.064.000.000	1.383.200.000
1507	401255 00692	TRUCK	MERCEDES BENZ	ACTROS 4043 AK LOG 6x6 MT (CBU)	2014	1,300	1.011.000.000	1.314.300.000
1508	401255 00692	TRUCK	MERCEDES BENZ	ACTROS 4043 AK LOG 6x6 MT (CBU)	2013	1,300	961.000.000	1.249.300.000
1509	401255 00693	TRUCK	MERCEDES BENZ	ACTROS 4043 AS 6x4 MT (CBU)	2016	1,300	1.472.000.000	1.913.600.000
1510	401255 00693	TRUCK	MERCEDES BENZ	ACTROS 4043 AS 6x4 MT (CBU)	2015	1,300	1.443.000.000	1.875.900.000
1511	401255 00693	TRUCK	MERCEDES BENZ	ACTROS 4043 AS 6x4 MT (CBU)	2014	1,300	1.398.000.000	1.817.400.000
1512	401255 00693	TRUCK	MERCEDES BENZ	ACTROS 4043 AS 6x4 MT (CBU)	2013	1,300	1.328.000.000	1.726.400.000
1513	401255 00694	TRUCK	MERCEDES BENZ	ACTROS 4043 AS 6X6 MT CBU	2019	1,300	1.472.000.000	1.913.600.000
1514	401255 00694	TRUCK	MERCEDES BENZ	ACTROS 4043 AS 6X6 MT CBU	2017	1,300	1.325.000.000	1.722.500.000
1515	401255 00697	TRUCK	MERCEDES BENZ	ACTROS 4043ASS 6X6 M/T CBU	2018	1,300	1.472.000.000	1.913.600.000
1516	401255 00695	TRUCK	MERCEDES BENZ	ACTROS 4043 S 33 6X4 MT (CBU)	2019	1,300	1.232.000.000	1.601.600.000
1517	401255 00695	TRUCK	MERCEDES BENZ	ACTROS 4043 S 33 6X4 MT (CBU)	2018	1,300	1.171.000.000	1.522.300.000
1518	401255 00695	TRUCK	MERCEDES BENZ	ACTROS 4043 S 33 6X4 MT (CBU)	2017	1,300	1.113.000.000	1.446.900.000
1519	401255 00695	TRUCK	MERCEDES BENZ	ACTROS 4043 S 33 6X4 MT (CBU)	2016	1,300	1.058.000.000	1.375.400.000
1520	401255 00695	TRUCK	MERCEDES BENZ	ACTROS 4043 S 33 6X4 MT (CBU)	2015	1,300	1.006.000.000	1.307.800.000
1521	401255 00695	TRUCK	MERCEDES BENZ	ACTROS 4043 S 33 6X4 MT (CBU)	2014	1,300	956.000.000	1.242.800.000
1522	401255 00695	TRUCK	MERCEDES BENZ	ACTROS 4043 S 33 6X4 MT (CBU)	2013	1,300	909.000.000	1.181.700.000
1523	401255 00698	TRUCK	MERCEDES BENZ	ACTROS 4046 S 6X4 MT (CBU)	2019	1,300	1.252.000.000	1.627.600.000
1524	401255 00698	TRUCK	MERCEDES BENZ	ACTROS 4046 S 6X4 MT (CBU)	2018	1,300	1.190.000.000	1.547.000.000
1525	401255 00698	TRUCK	MERCEDES BENZ	ACTROS 4046 S 6X4 MT (CBU)	2017	1,300	1.131.000.000	1.470.300.000
1526	401255 00698	TRUCK	MERCEDES BENZ	ACTROS 4046 S 6X4 MT (CBU)	2016	1,300	1.075.000.000	1.397.500.000
1527	401255 00698	TRUCK	MERCEDES BENZ	ACTROS 4046 S 6X4 MT (CBU)	2015	1,300	1.022.000.000	1.328.600.000
1528	401255 00698	TRUCK	MERCEDES BENZ	ACTROS 4046 S 6X4 MT (CBU)	2014	1,300	971.000.000	1.262.300.000
1529	401255 00698	TRUCK	MERCEDES BENZ	ACTROS 4046 S 6X4 MT (CBU)	2013	1,300	923.000.000	1.199.900.000
1530	401255 00797	TRUCK	MERCEDES BENZ	ACTROS 4048S 6X4 A/T CBU	2019	1,300	1.134.000.000	1.474.200.000
1531	401255 00699	TRUCK	MERCEDES BENZ	ACTROS 4050 6X4 AT CBU	2018	1,300	2.007.000.000	2.609.100.000
1532	401255 00699	TRUCK	MERCEDES BENZ	ACTROS 4050 6X4 AT CBU	2017	1,300	2.007.000.000	2.609.100.000
1533	401255 00699	TRUCK	MERCEDES BENZ	ACTROS 4050 6X4 AT CBU	2016	1,300	1.967.000.000	2.557.100.000
1534	401255 00699	TRUCK	MERCEDES BENZ	ACTROS 4050 6X4 AT CBU	2015	1,300	1.928.000.000	2.506.400.000
1535	401255 00700	TRUCK	MERCEDES BENZ	ACTROS 4050 S33 6X4 AT CBU	2015	1,300	1.476.000.000	1.918.800.000
1536	401255 00701	TRUCK	MERCEDES BENZ	ACTROS 4054 S33 6X4 MT CBU	2019	1,300	1.476.000.000	1.918.800.000
1537	401255 00701	TRUCK	MERCEDES BENZ	ACTROS 4054 S33 6X4 MT CBU	2018	1,300	1.403.000.000	1.823.900.000
1538	401255 00701	TRUCK	MERCEDES BENZ	ACTROS 4054 S33 6X4 MT CBU	2017	1,300	1.333.000.000	1.732.900.000
1539	401255 00701	TRUCK	MERCEDES BENZ	ACTROS 4054 S33 6X4 MT CBU	2016	1,300	1.267.000.000	1.647.100.000
1540	401255 00798	TRUCK	MERCEDES BENZ	ACTROS 4058S 6X4 A/T CBU	2019	1,300	1.232.000.000	1.601.600.000
1541	401255 00702	TRUCK	MERCEDES BENZ	ACTROS 4061S 6X4 M/T CBU	2019	1,300	1.845.000.000	2.398.500.000
1542	401255 00702	TRUCK	MERCEDES BENZ	ACTROS 4061S 6X4 M/T CBU	2018	1,300	1.753.000.000	2.278.900.000
1543	401255 00703	TRUCK	MERCEDES BENZ	ACTROS 4150AK 8X8 M/T CBU	2019	1,300	2.013.000.000	2.616.900.000

NO	KODING	JENIS	MEREK	TIPE	TH BUAT	BOBOT	NJKB	DP PKB
1	2	3	4	5	6	7	8	9
1544	401255 00703	TRUCK	MERCEDES BENZ	ACTROS 4150AK 8X8 M/T CBU	2018	1,300	1.913.000.000	2.486.900.000
1545	401255 00704	TRUCK	MERCEDES BENZ	ACTROS 4843 K 8X4 MT (CBU)	2019	1,300	1.328.000.000	1.726.400.000
1546	401255 00704	TRUCK	MERCEDES BENZ	ACTROS 4843 K 8X4 MT (CBU)	2018	1,300	1.262.000.000	1.640.600.000
1547	401255 00704	TRUCK	MERCEDES BENZ	ACTROS 4843 K 8X4 MT (CBU)	2017	1,300	1.199.000.000	1.558.700.000
1548	401255 00704	TRUCK	MERCEDES BENZ	ACTROS 4843 K 8X4 MT (CBU)	2016	1,300	1.140.000.000	1.482.000.000
1549	401255 00704	TRUCK	MERCEDES BENZ	ACTROS 4843 K 8X4 MT (CBU)	2015	1,300	1.083.000.000	1.407.900.000
1550	401255 00704	TRUCK	MERCEDES BENZ	ACTROS 4843 K 8X4 MT (CBU)	2014	1,300	1.029.000.000	1.337.700.000
1551	401255 00704	TRUCK	MERCEDES BENZ	ACTROS 4843 K 8X4 MT (CBU)	2013	1,300	978.000.000	1.271.400.000
1552	401255 00706	TRUCK	MERCEDES BENZ	ACTROS 4846 K 8X4/4 MT CBU	2017	1,300	1.357.000.000	1.764.100.000
1553	401255 00706	TRUCK	MERCEDES BENZ	ACTROS 4846 K 8X4/4 MT CBU	2016	1,300	1.330.000.000	1.729.000.000
1554	401255 00706	TRUCK	MERCEDES BENZ	ACTROS 4846 K 8X4/4 MT CBU	2015	1,300	1.304.000.000	1.695.200.000
1555	401255 00705	TRUCK	MERCEDES BENZ	ACTROS 4846 K 8x4 MT (CBU)	2019	1,300	1.234.000.000	1.604.200.000
1556	401255 00705	TRUCK	MERCEDES BENZ	ACTROS 4846 K 8x4 MT (CBU)	2015	1,300	988.000.000	1.284.400.000
1557	401255 00705	TRUCK	MERCEDES BENZ	ACTROS 4846 K 8x4 MT (CBU)	2014	1,300	939.000.000	1.220.700.000
1558	401255 00705	TRUCK	MERCEDES BENZ	ACTROS 4846 K 8x4 MT (CBU)	2013	1,300	893.000.000	1.160.900.000
1559	401255 00707	TRUCK	MERCEDES BENZ	ACTROS 4847K 8X4 M/T CBU	2018	1,300	1.357.000.000	1.764.100.000
1560	401255 00799	TRUCK	MERCEDES BENZ	AROCS 2536A 4X4 A/T CBU	2019	1,300	1.169.000.000	1.519.700.000
1561	401255 00801	TRUCK	MERCEDES BENZ	AROCS 2536L/45 6X2 A/T CBU	2019	1,300	855.000.000	1.111.500.000
1562	401255 00800	TRUCK	MERCEDES BENZ	AROCS 2536L 6X2 A/T CBU	2019	1,300	855.000.000	1.111.500.000
1563	401255 00802	TRUCK	MERCEDES BENZ	AROCS 2545A 4X4 A/T CBU	2019	1,300	1.259.000.000	1.636.700.000
1564	401255 00803	TRUCK	MERCEDES BENZ	AROCS 2552A 4X4 A/T CBU	2019	1,300	1.349.000.000	1.753.700.000
1565	401255 00804	TRUCK	MERCEDES BENZ	AROCS 4040K 6X4 A/T CBU	2019	1,300	1.016.000.000	1.320.800.000
1566	401255 00708	TRUCK	MERCEDES BENZ	AROCS 4042K 6X4 A/T CBU	2019	1,300	1.223.000.000	1.589.900.000
1567	401255 00708	TRUCK	MERCEDES BENZ	AROCS 4042K 6X4 A/T CBU	2018	1,300	1.162.000.000	1.510.600.000
1568	401255 00805	TRUCK	MERCEDES BENZ	AROCS 4045AK 6X6 A/T CBU	2019	1,300	1.142.000.000	1.484.600.000
1569	401255 00806	TRUCK	MERCEDES BENZ	AROCS 4045AS 6X6 A/T CBU	2019	1,300	1.142.000.000	1.484.600.000
1570	401255 00807	TRUCK	MERCEDES BENZ	AROCS 4148AK 8X8 A/T CBU	2019	1,300	1.772.000.000	2.303.600.000
1571	401255 00808	TRUCK	MERCEDES BENZ	AROCS 4845K 8X4/4 A/T CBU	2019	1,300	1.206.000.000	1.567.800.000
1572	401255 00709	TRUCK	MERCEDES BENZ	ATEGO 1523 4X2 M/T CBU	2018	1,300	852.000.000	1.107.600.000
1573	401255 00710	TRUCK	MERCEDES BENZ	ATEGO 1523 A (4X2) MT CBU	2017	1,300	852.000.000	1.107.600.000
1574	401255 00710	TRUCK	MERCEDES BENZ	ATEGO 1523 A (4X2) MT CBU	2016	1,300	835.000.000	1.085.500.000
1575	401255 00711	TRUCK	MERCEDES BENZ	AXOR 1833 LS 33 4x2 AT (CBU)	2018	1,300	993.000.000	1.290.900.000
1576	401255 00711	TRUCK	MERCEDES BENZ	AXOR 1833 LS 33 4x2 AT (CBU)	2016	1,300	946.000.000	1.229.800.000
1577	401255 00711	TRUCK	MERCEDES BENZ	AXOR 1833 LS 33 4x2 AT (CBU)	2015	1,300	927.000.000	1.205.100.000
1578	401255 00711	TRUCK	MERCEDES BENZ	AXOR 1833 LS 33 4x2 AT (CBU)	2014	1,300	899.000.000	1.168.700.000
1579	401255 00711	TRUCK	MERCEDES BENZ	AXOR 1833 LS 33 4x2 AT (CBU)	2013	1,300	854.000.000	1.110.200.000
1580	401255 00714	TRUCK	MERCEDES BENZ	AXOR 2528L 51 6X2 M/T CBU	2019	1,300	939.000.000	1.220.700.000
1581	401255 00714	TRUCK	MERCEDES BENZ	AXOR 2528L 51 6X2 M/T CBU	2018	1,300	893.000.000	1.160.900.000
1582	401255 00712	TRUCK	MERCEDES BENZ	AXOR 2528 L 51 MT (CBU)	2017	1,300	939.000.000	1.220.700.000
1583	401255 00712	TRUCK	MERCEDES BENZ	AXOR 2528 L 51 MT (CBU)	2016	1,300	920.000.000	1.196.000.000
1584	401255 00712	TRUCK	MERCEDES BENZ	AXOR 2528 L 51 MT (CBU)	2015	1,300	892.000.000	1.159.600.000
1585	401255 00712	TRUCK	MERCEDES BENZ	AXOR 2528 L 51 MT (CBU)	2014	1,300	874.000.000	1.136.200.000
1586	401255 00713	TRUCK	MERCEDES BENZ	AXOR 2528 L MT (CBU)	2017	1,300	931.000.000	1.210.300.000
1587	401255 00713	TRUCK	MERCEDES BENZ	AXOR 2528 L MT (CBU)	2016	1,300	912.000.000	1.185.600.000
1588	401255 00713	TRUCK	MERCEDES BENZ	AXOR 2528 L MT (CBU)	2015	1,300	884.000.000	1.149.200.000
1589	401255 00713	TRUCK	MERCEDES BENZ	AXOR 2528 L MT (CBU)	2014	1,300	840.000.000	1.092.000.000
1590	401255 00713	TRUCK	MERCEDES BENZ	AXOR 2528 L MT (CBU)	2013	1,300	823.000.000	1.069.900.000
1591	401255 00715	TRUCK	MERCEDES BENZ	AXOR 2628 (6X4) MT (CBU)	2017	1,300	779.000.000	1.012.700.000
1592	401255 00715	TRUCK	MERCEDES BENZ	AXOR 2628 (6X4) MT (CBU)	2016	1,300	763.000.000	991.900.000
1593	401255 00715	TRUCK	MERCEDES BENZ	AXOR 2628 (6X4) MT (CBU)	2015	1,300	748.000.000	972.400.000
1594	401255 00716	TRUCK	MERCEDES BENZ	AXOR 2628 K MT (CBU)	2015	1,300	817.000.000	1.062.100.000
1595	401255 00716	TRUCK	MERCEDES BENZ	AXOR 2628 K MT (CBU)	2014	1,300	778.000.000	1.011.400.000
1596	401255 00716	TRUCK	MERCEDES BENZ	AXOR 2628 K MT (CBU)	2013	1,300	742.000.000	964.600.000
1597	401255 00717	TRUCK	MERCEDES BENZ	AXOR 2628 MT (CBU)	2015	1,300	896.000.000	1.164.800.000
1598	401255 00717	TRUCK	MERCEDES BENZ	AXOR 2628 MT (CBU)	2014	1,300	853.000.000	1.108.900.000
1599	401255 00717	TRUCK	MERCEDES BENZ	AXOR 2628 MT (CBU)	2013	1,300	809.000.000	1.051.700.000
1600	401255 00809	TRUCK	MERCEDES BENZ	AXOR 2628R 6X4 M/T CBU	2019	1,300	708.000.000	920.400.000
1601	401255 00718	TRUCK	MERCEDES BENZ	AXOR 2633 S 33 6x4 MT (CBU)	2019	1,300	931.000.000	1.210.300.000
1602	401255 00718	TRUCK	MERCEDES BENZ	AXOR 2633 S 33 6x4 MT (CBU)	2018	1,300	885.000.000	1.150.500.000
1603	401255 00718	TRUCK	MERCEDES BENZ	AXOR 2633 S 33 6x4 MT (CBU)	2017	1,300	841.000.000	1.093.300.000
1604	401255 00718	TRUCK	MERCEDES BENZ	AXOR 2633 S 33 6x4 MT (CBU)	2016	1,300	799.000.000	1.038.700.000
1605	401255 00718	TRUCK	MERCEDES BENZ	AXOR 2633 S 33 6x4 MT (CBU)	2015	1,300	760.000.000	988.000.000
1606	401255 00718	TRUCK	MERCEDES BENZ	AXOR 2633 S 33 6x4 MT (CBU)	2014	1,300	722.000.000	938.600.000
1607	401255 00718	TRUCK	MERCEDES BENZ	AXOR 2633 S 33 6x4 MT (CBU)	2013	1,300	686.000.000	891.800.000
1608	401255 00719	TRUCK	MERCEDES BENZ	AXOR 3628RR 6X4 M/T CBU	2018	1,300	779.000.000	1.012.700.000
1609	401255 00722	TRUCK	MERCEDES BENZ	AXOR R2528L 42 6X2 M/T CBU	2019	1,300	931.000.000	1.210.300.000
1610	401255 00722	TRUCK	MERCEDES BENZ	AXOR R2528L 42 6X2 M/T CBU	2018	1,300	885.000.000	1.150.500.000
1611	401255 00720	TRUCK	MERCEDES BENZ	AXOR R 2628 (6X4) MT CBU	2017	1,300	820.000.000	1.066.000.000
1612	401255 00720	TRUCK	MERCEDES BENZ	AXOR R 2628 (6X4) MT CBU	2016	1,300	804.000.000	1.045.200.000
1613	401255 00721	TRUCK	MERCEDES BENZ	AXOR R 2633 S33 (6X4) MT CBU	2019	1,300	806.000.000	1.047.800.000
1614	401255 00721	TRUCK	MERCEDES BENZ	AXOR R 2633 S33 (6X4) MT CBU	2017	1,300	726.000.000	943.800.000
1615	401255 00721	TRUCK	MERCEDES BENZ	AXOR R 2633 S33 (6X4) MT CBU	2016	1,300	690.000.000	897.000.000
1616	401255 00723	TRUCK	MERCEDES BENZ	AXOR R633S 33 6X4 M/T CBU	2018	1,300	887.000.000	1.153.100.000
1617	401255 00724	TRUCK	MERCEDES BENZ	DAIMLER TRUCK	1995	1,300	35.000.000	45.500.000
1618	401255 00725	TRUCK	MERCEDES BENZ	DAIMLER TRUCK BERAT	1992	1,300	30.000.000	39.000.000
1619	401255 00726	TRUCK	MERCEDES BENZ	L 911/42	1987	1,300	38.000.000	49.400.000
1620	401255 00726	TRUCK	MERCEDES BENZ	L 911/42	1986	1,300	35.000.000	45.500.000
1621	401255 00726	TRUCK	MERCEDES BENZ	L 911/42	1985	1,300	34.000.000	44.200.000
1622	401255 00726	TRUCK	MERCEDES BENZ	L 911/42	1984	1,300	32.000.000	41.600.000
1623	401255 00726	TRUCK	MERCEDES BENZ	L 911/42	1983	1,300	29.000.000	37.700.000
1624	401255 00726	TRUCK	MERCEDES BENZ	L 911/42	1982	1,300	27.000.000	35.100.000
1625	401255 00726	TRUCK	MERCEDES BENZ	L 911/42	1981	1,300	25.000.000	32.500.000
1626	401255 00726	TRUCK	MERCEDES BENZ	L 911/42	1980	1,300	11.000.000	14.300.000
1627	401255 00728	TRUCK	MERCEDES BENZ	LA/911	1985	1,300	34.000.000	44.200.000
1628	401255 00728	TRUCK	MERCEDES BENZ	LA/911	1984	1,300	32.000.000	41.600.000
1629	401255 00728	TRUCK	MERCEDES BENZ	LA/911	1983	1,300	29.000.000	37.700.000
1630	401255 00728	TRUCK	MERCEDES BENZ	LA/911	1982	1,300	27.000.000	35.100.000
1631	401255 00728	TRUCK	MERCEDES BENZ	LA/911	1981	1,300	25.000.000	32.500.000
1632	401255 00728	TRUCK	MERCEDES BENZ	LA/911	1980	1,300	20.000.000	26.000.000
1633	401255 00727	TRUCK	MERCEDES BENZ	LA 911/36 F	1984	1,300	32.000.000	41.600.000
1634	401255 00727	TRUCK	MERCEDES BENZ	LA 911/36 F	1983	1,300	29.000.000	37.700.000

NO	KODING	JENIS	MEREK	TIPE	TH BUAT	BOBOT	NJKB	DP PKB
1	2	3	4	5	6	7	8	9
1635	401255 00727	TRUCK	MERCEDES BENZ	LA 911/36 F	1982	1,300	27.000.000	35.100.000
1636	401255 00727	TRUCK	MERCEDES BENZ	LA 911/36 F	1981	1,300	25.000.000	32.500.000
1637	401255 00727	TRUCK	MERCEDES BENZ	LA 911/36 F	1980	1,300	18.000.000	23.400.000
1638	401255 00729	TRUCK	MERCEDES BENZ	LP 911/48	1980	1,300	13.600.000	17.680.000
1639	401255 00730	TRUCK	MERCEDES BENZ	MERCEDES BENZ 1623 C (4X2) M/T	2019	1,300	340.000.000	442.000.000
1640	401255 00730	TRUCK	MERCEDES BENZ	MERCEDES BENZ 1623 C (4X2) M/T	2018	1,300	323.000.000	419.900.000
1641	401255 00732	TRUCK	MERCEDES BENZ	MERCEDES-BENZ 1623 R/51 (4X2) M/T	2019	1,300	344.000.000	447.200.000
1642	401255 00732	TRUCK	MERCEDES BENZ	MERCEDES-BENZ 1623 R/51 (4X2) M/T	2018	1,300	327.000.000	425.100.000
1643	401255 00733	TRUCK	MERCEDES BENZ	MERCEDES-BENZ 1623 R/60 (4X2) M/T	2019	1,300	348.000.000	452.400.000
1644	401255 00733	TRUCK	MERCEDES BENZ	MERCEDES-BENZ 1623 R/60 (4X2) M/T	2018	1,300	331.000.000	430.300.000
1645	401255 00735	TRUCK	MERCEDES BENZ	MERCEDES-BENZ 2523 R/45 (6X2) M/T	2019	1,300	393.000.000	510.900.000
1646	401255 00735	TRUCK	MERCEDES BENZ	MERCEDES-BENZ 2523 R/45 (6X2) M/T	2018	1,300	374.000.000	486.200.000
1647	401255 00734	TRUCK	MERCEDES BENZ	MERCEDES-BENZ 2523 R (6X2) M/T	2019	1,300	414.000.000	538.200.000
1648	401255 00734	TRUCK	MERCEDES BENZ	MERCEDES-BENZ 2523 R (6X2) M/T	2018	1,300	394.000.000	512.200.000
1649	401255 00736	TRUCK	MERCEDES BENZ	MERCEDES-BENZ 2528 C (6X4) M/T	2019	1,300	507.000.000	659.100.000
1650	401255 00736	TRUCK	MERCEDES BENZ	MERCEDES-BENZ 2528 C (6X4) M/T	2018	1,300	482.000.000	626.600.000
1651	401255 00737	TRUCK	MERCEDES BENZ	MERCEDES-BENZ 2528 R (6X2) M/T	2019	1,300	440.000.000	572.000.000
1652	401255 00737	TRUCK	MERCEDES BENZ	MERCEDES-BENZ 2528 R (6X2) M/T	2018	1,300	418.000.000	543.400.000
1653	401255 00738	TRUCK	MERCEDES BENZ	MERCEDES-BENZ 2528 RMC CBC (6X4) M/T	2019	1,300	422.000.000	548.600.000
1654	401255 00738	TRUCK	MERCEDES BENZ	MERCEDES-BENZ 2528 RMC CBC (6X4) M/T	2018	1,300	401.000.000	521.300.000
1655	401255 00739	TRUCK	MERCEDES BENZ	MERCEDES-BENZ 3336K (6X4) A/T	2019	1,300	473.000.000	614.900.000
1656	401255 00739	TRUCK	MERCEDES BENZ	MERCEDES-BENZ 3336K (6X4) A/T	2018	1,300	450.000.000	585.000.000
1657	401255 00740	TRUCK	MERCEDES BENZ	MERCEDES-BENZ 3336K (6X4) M/T	2018	1,300	473.000.000	614.900.000
1658	401255 00741	TRUCK	MERCEDES BENZ	MERCEDES-BENZ 3340S (6X4) A/T	2019	1,300	575.000.000	747.500.000
1659	401255 00741	TRUCK	MERCEDES BENZ	MERCEDES-BENZ 3340S (6X4) A/T	2018	1,300	547.000.000	711.100.000
1660	401255 00742	TRUCK	MERCEDES BENZ	MERCEDES-BENZ 3340S (6X4) M/T	2018	1,300	575.000.000	747.500.000
1661	401255 00743	TRUCK	MERCEDES BENZ	MERCEDES-BENZ 4028 T (4X2) M/T	2019	1,300	437.000.000	568.100.000
1662	401255 00743	TRUCK	MERCEDES BENZ	MERCEDES-BENZ 4028 T (4X2) M/T	2018	1,300	416.000.000	540.800.000
1663	401255 00744	TRUCK	MERCEDES BENZ	MERCEDES-BENZ 4843K (8X4) A/T	2019	1,300	617.000.000	802.100.000
1664	401255 00744	TRUCK	MERCEDES BENZ	MERCEDES-BENZ 4843K (8X4) A/T	2018	1,300	587.000.000	763.100.000
1665	401255 00745	TRUCK	MERCEDES BENZ	MERCEDES-BENZ 4843K (8X4) M/T	2018	1,300	617.000.000	802.100.000
1666	401255 00746	TRUCK	MERCEDES BENZ	MERCEDES-BENZ 4928T (6X4) M/T	2019	1,300	426.000.000	553.800.000
1667	401255 00746	TRUCK	MERCEDES BENZ	MERCEDES-BENZ 4928T (6X4) M/T	2018	1,300	405.000.000	526.500.000
1668	401255 00731	TRUCK	MERCEDES BENZ	MERCEDES BENZ 4cy/36 FORWARD CONTROLL CAB	1980	1,300	11.200.000	14.560.000
1669	401255 00747	TRUCK	MERCEDES BENZ	OM 352 A 917 / 32	1985	1,300	47.000.000	61.100.000
1670	401255 00747	TRUCK	MERCEDES BENZ	OM 352 A 917 / 32	1984	1,300	44.000.000	57.200.000
1671	401255 00747	TRUCK	MERCEDES BENZ	OM 352 A 917 / 32	1983	1,300	42.000.000	54.600.000
1672	401255 00747	TRUCK	MERCEDES BENZ	OM 352 A 917 / 32	1982	1,300	40.000.000	52.000.000
1673	401255 00748	TRUCK	MERCEDES BENZ	OM 366 A - 917	1996	1,300	104.000.000	135.200.000
1674	401255 00748	TRUCK	MERCEDES BENZ	OM 366 A - 917	1992	1,300	69.000.000	89.700.000
1675	401255 00749	TRUCK	MERCEDES BENZ	OM 422 /1	1990	1,300	79.000.000	102.700.000
1676	401255 00749	TRUCK	MERCEDES BENZ	OM 422 /1	1989	1,300	75.000.000	97.500.000
1677	401255 00749	TRUCK	MERCEDES BENZ	OM 422 /1	1988	1,300	68.000.000	88.400.000
1678	401255 00749	TRUCK	MERCEDES BENZ	OM 422 /1	1987	1,300	60.000.000	78.000.000
1679	401255 00749	TRUCK	MERCEDES BENZ	OM 422 /1	1986	1,300	52.000.000	67.600.000
1680	401255 00749	TRUCK	MERCEDES BENZ	OM 422 /1	1985	1,300	42.000.000	54.600.000
1681	401255 00752	TRUCK	MERCEDES BENZ	TATA	1980	1,300	14.300.000	18.590.000
1682	401255 00750	TRUCK	MERCEDES BENZ	T.H 2534 S/32	1996	1,300	110.000.000	143.000.000
1683	401255 00750	TRUCK	MERCEDES BENZ	T.H 2534 S/32	1995	1,300	103.000.000	133.900.000
1684	401255 00750	TRUCK	MERCEDES BENZ	T.H 2534 S/32	1994	1,300	97.000.000	126.100.000
1685	401255 00751	TRUCK	MERCEDES BENZ	T.H 2634 S/32	1996	1,300	115.000.000	149.500.000
1686	401255 00751	TRUCK	MERCEDES BENZ	T.H 2634 S/32	1995	1,300	106.000.000	137.800.000
1687	401255 00751	TRUCK	MERCEDES BENZ	T.H 2634 S/32	1994	1,300	99.000.000	128.700.000
1688	401255 00753	TRUCK	MERCEDES BENZ	TRACTIVE MERCEDES 917 AK/32 (4x4)	1993	1,300	62.000.000	80.600.000
1689	401255 00753	TRUCK	MERCEDES BENZ	TRACTIVE MERCEDES 917 AK/32 (4x4)	1992	1,300	57.000.000	74.100.000
1690	401255 00753	TRUCK	MERCEDES BENZ	TRACTIVE MERCEDES 917 AK/32 (4x4)	1991	1,300	53.000.000	68.900.000
1691	401255 00753	TRUCK	MERCEDES BENZ	TRACTIVE MERCEDES 917 AK/32 (4x4)	1990	1,300	50.000.000	65.000.000
1692	401255 00753	TRUCK	MERCEDES BENZ	TRACTIVE MERCEDES 917 AK/32 (4x4)	1989	1,300	46.000.000	59.800.000
1693	401255 00753	TRUCK	MERCEDES BENZ	TRACTIVE MERCEDES 917 AK/32 (4x4)	1988	1,300	43.000.000	55.900.000
1694	401255 00753	TRUCK	MERCEDES BENZ	TRACTIVE MERCEDES 917 AK/32 (4x4)	1987	1,300	40.000.000	52.000.000
1695	401255 00753	TRUCK	MERCEDES BENZ	TRACTIVE MERCEDES 917 AK/32 (4x4)	1986	1,300	36.000.000	46.800.000
1696	401255 00753	TRUCK	MERCEDES BENZ	TRACTIVE MERCEDES 917 AK/32 (4x4)	1985	1,300	34.000.000	44.200.000
1697	401255 00753	TRUCK	MERCEDES BENZ	TRACTIVE MERCEDES 917 AK/32 (4x4)	1984	1,300	31.000.000	40.300.000
1698	401255 00753	TRUCK	MERCEDES BENZ	TRACTIVE MERCEDES 917 AK/32 (4x4)	1983	1,300	29.000.000	37.700.000
1699	401255 00753	TRUCK	MERCEDES BENZ	TRACTIVE MERCEDES 917 AK/32 (4x4)	1982	1,300	26.000.000	33.800.000
1700	401255 00753	TRUCK	MERCEDES BENZ	TRACTIVE MERCEDES 917 AK/32 (4x4)	1981	1,300	24.000.000	31.200.000
1701	401255 00753	TRUCK	MERCEDES BENZ	TRACTIVE MERCEDES 917 AK/32 (4x4)	1980	1,300	22.000.000	28.600.000
1702	401255 00754	TRUCK	MERCEDES BENZ	TRACTIVE MERCEDES 917 AK/36	1993	1,300	62.000.000	80.600.000
1703	401255 00754	TRUCK	MERCEDES BENZ	TRACTIVE MERCEDES 917 AK/36	1992	1,300	57.000.000	74.100.000
1704	401255 00754	TRUCK	MERCEDES BENZ	TRACTIVE MERCEDES 917 AK/36	1991	1,300	53.000.000	68.900.000
1705	401255 00754	TRUCK	MERCEDES BENZ	TRACTIVE MERCEDES 917 AK/36	1990	1,300	50.000.000	65.000.000
1706	401255 00754	TRUCK	MERCEDES BENZ	TRACTIVE MERCEDES 917 AK/36	1989	1,300	46.000.000	59.800.000
1707	401255 00754	TRUCK	MERCEDES BENZ	TRACTIVE MERCEDES 917 AK/36	1988	1,300	43.000.000	55.900.000
1708	401255 00754	TRUCK	MERCEDES BENZ	TRACTIVE MERCEDES 917 AK/36	1987	1,300	40.000.000	52.000.000
1709	401255 00754	TRUCK	MERCEDES BENZ	TRACTIVE MERCEDES 917 AK/36	1986	1,300	36.000.000	46.800.000
1710	401255 00754	TRUCK	MERCEDES BENZ	TRACTIVE MERCEDES 917 AK/36	1985	1,300	34.000.000	44.200.000
1711	401255 00754	TRUCK	MERCEDES BENZ	TRACTIVE MERCEDES 917 AK/36	1984	1,300	31.000.000	40.300.000
1712	401255 00754	TRUCK	MERCEDES BENZ	TRACTIVE MERCEDES 917 AK/36	1983	1,300	29.000.000	37.700.000
1713	401255 00754	TRUCK	MERCEDES BENZ	TRACTIVE MERCEDES 917 AK/36	1982	1,300	26.000.000	33.800.000
1714	401255 00754	TRUCK	MERCEDES BENZ	TRACTIVE MERCEDES 917 AK/36	1981	1,300	24.000.000	31.200.000
1715	401255 00754	TRUCK	MERCEDES BENZ	TRACTIVE MERCEDES 917 AK/36	1980	1,300	22.000.000	28.600.000
1716	401255 00755	TRUCK	MERCEDES BENZ	TRACTIVE MERCEDES LS 911/32	1993	1,300	62.000.000	80.600.000
1717	401255 00755	TRUCK	MERCEDES BENZ	TRACTIVE MERCEDES LS 911/32	1992	1,300	57.000.000	74.100.000
1718	401255 00755	TRUCK	MERCEDES BENZ	TRACTIVE MERCEDES LS 911/32	1991	1,300	53.000.000	68.900.000
1719	401255 00755	TRUCK	MERCEDES BENZ	TRACTIVE MERCEDES LS 911/32	1990	1,300	50.000.000	65.000.000
1720	401255 00755	TRUCK	MERCEDES BENZ	TRACTIVE MERCEDES LS 911/32	1989	1,300	46.000.000	59.800.000
1721	401255 00755	TRUCK	MERCEDES BENZ	TRACTIVE MERCEDES LS 911/32	1988	1,300	43.000.000	55.900.000
1722	401255 00755	TRUCK	MERCEDES BENZ	TRACTIVE MERCEDES LS 911/32	1987	1,300	40.000.000	52.000.000
1723	401255 00755	TRUCK	MERCEDES BENZ	TRACTIVE MERCEDES LS 911/32	1986	1,300	36.000.000	46.800.000
1724	401255 00755	TRUCK	MERCEDES BENZ	TRACTIVE MERCEDES LS 911/32	1985	1,300	34.000.000	44.200.000
1725	401255 00755	TRUCK	MERCEDES BENZ	TRACTIVE MERCEDES LS 911/32	1984	1,300	31.000.000	40.300.000

NO	KODING	JENIS	MEREK	TIPE	TH BUAT	BOBOT	NJKB	DP PKB
1	2	3	4	5	6	7	8	9
1726	401255 00755	TRUCK	MERCEDES BENZ	TRACTIVE MERCEDES LS 911/32	1983	1,300	29.000.000	37.700.000
1727	401255 00755	TRUCK	MERCEDES BENZ	TRACTIVE MERCEDES LS 911/32	1982	1,300	26.000.000	33.800.000
1728	401255 00755	TRUCK	MERCEDES BENZ	TRACTIVE MERCEDES LS 911/32	1981	1,300	24.000.000	31.200.000
1729	401255 00755	TRUCK	MERCEDES BENZ	TRACTIVE MERCEDES LS 911/32	1980	1,300	22.000.000	28.600.000
1730	401255 00756	TRUCK	MERCEDES BENZ	TRL 1521 S/32	1997	1,300	93.000.000	120.900.000
1731	401255 00756	TRUCK	MERCEDES BENZ	TRL 1521 S/32	1996	1,300	87.000.000	113.100.000
1732	401255 00756	TRUCK	MERCEDES BENZ	TRL 1521 S/32	1995	1,300	80.000.000	104.000.000
1733	401255 00756	TRUCK	MERCEDES BENZ	TRL 1521 S/32	1994	1,300	75.000.000	97.500.000
1734	401255 00757	TRUCK	MERCEDES BENZ	TRL 2534 S/32	1996	1,300	115.000.000	149.500.000
1735	401255 00757	TRUCK	MERCEDES BENZ	TRL 2534 S/32	1995	1,300	104.000.000	135.200.000
1736	401255 00757	TRUCK	MERCEDES BENZ	TRL 2534 S/32	1994	1,300	97.000.000	126.100.000
1737	401255 00758	TRUCK	MERCEDES BENZ	TRL 2634 S/32	1996	1,300	115.000.000	149.500.000
1738	401255 00758	TRUCK	MERCEDES BENZ	TRL 2634 S/32	1995	1,300	106.000.000	137.800.000
1739	401255 00758	TRUCK	MERCEDES BENZ	TRL 2634 S/32	1994	1,300	99.000.000	128.700.000
1740	401255 00759	TRUCK	MERCEDES BENZ	TYPE 280 PC	1980	1,300	12.200.000	15.860.000
1741	401255 00760	TRUCK	MERCEDES BENZ	TYPE LA/911	1980	1,300	11.000.000	14.300.000
1742	401255 00761	TRUCK	MERCEDES BENZ	UNIMOG	1982	1,300	30.000.000	39.000.000
1743	401255 00761	TRUCK	MERCEDES BENZ	UNIMOG	1980	1,300	27.000.000	35.100.000
1744	401261 00449	TRUCK	MITSUBISHI	413 U / 14.449cc	1997	1,300	109.000.000	141.700.000
1745	401261 00450	TRUCK	MITSUBISHI	COLT DIESEL T 210	1980	1,300	9.000.000	11.700.000
1746	401261 00451	TRUCK	MITSUBISHI	COLT T210	1980	1,300	16.000.000	20.800.000
1747	401261 00452	TRUCK	MITSUBISHI	D-2 SP 30	1996	1,300	79.000.000	102.700.000
1748	401261 00453	TRUCK	MITSUBISHI	F 418 A / 6000cc	1996	1,300	98.000.000	127.400.000
1749	401261 00454	TRUCK	MITSUBISHI	FE 349 H (BERTINGKAT)	2005	1,300	152.000.000	197.600.000
1750	401261 00455	TRUCK	MITSUBISHI	FE 418 S / 11.149cc	1996	1,300	108.000.000	140.400.000
1751	401261 00456	TRUCK	MITSUBISHI	FE 435 E	1997	1,300	90.000.000	117.000.000
1752	401261 00457	TRUCK	MITSUBISHI	FE 435 EV / 5.249cc	1997	1,300	92.000.000	119.600.000
1753	401261 00458	TRUCK	MITSUBISHI	FE 437 EV	1997	1,300	91.000.000	118.300.000
1754	401261 00459	TRUCK	MITSUBISHI	FE 445 F TRUCK	1992	1,300	54.000.000	70.200.000
1755	401261 00460	TRUCK	MITSUBISHI	FG 325 B / 5.000cc	1997	1,300	69.000.000	89.700.000
1756	401261 00461	TRUCK	MITSUBISHI	F683PE (4X4) M/T	2014	1,300	549.000.000	713.700.000
1757	401261 00461	TRUCK	MITSUBISHI	F683PE (4X4) M/T	2013	1,300	523.000.000	679.900.000
1758	401261 00836	TRUCK	MITSUBISHI	FJ 1623 S (4X2) M/T	2019	1,300	160.000.000	208.000.000
1759	401261 00462	TRUCK	MITSUBISHI	FK 115 F / 6.500cc	1997	1,300	77.000.000	100.100.000
1760	401261 00463	TRUCK	MITSUBISHI	FK 116 D / 6.275cc	1992	1,300	62.000.000	80.600.000
1761	401261 00464	TRUCK	MITSUBISHI	FK 335 J / 11.000cc	1996	1,300	107.000.000	139.100.000
1762	401261 00465	TRUCK	MITSUBISHI	FK 337 E / 7.545cc	1998	1,300	98.000.000	127.400.000
1763	401261 00466	TRUCK	MITSUBISHI	FK 337 H / 6000cc (TRUCK)	1996	1,300	116.000.000	150.800.000
1764	401261 00467	TRUCK	MITSUBISHI	FK 415 E	1997	1,300	93.000.000	120.900.000
1765	401261 00468	TRUCK	MITSUBISHI	FK 415 E / 7500cc (TRUCK)	1996	1,300	98.000.000	127.400.000
1766	401261 00470	TRUCK	MITSUBISHI	FK 616H / 7500cc	1996	1,300	99.000.000	128.700.000
1767	401261 00471	TRUCK	MITSUBISHI	FK 617 K / 7500cc	1996	1,300	98.000.000	127.400.000
1768	401261 00472	TRUCK	MITSUBISHI	FK 618 KZ / 6.500cc	1997	1,300	93.000.000	120.900.000
1769	401261 00469	TRUCK	MITSUBISHI	FK 61/M	1999	1,300	130.000.000	169.000.000
1770	401261 00474	TRUCK	MITSUBISHI	FM 215 F	1984	1,300	24.000.000	31.200.000
1771	401261 00474	TRUCK	MITSUBISHI	FM 215 F	1983	1,300	22.000.000	28.600.000
1772	401261 00474	TRUCK	MITSUBISHI	FM 215 F	1982	1,300	20.000.000	26.000.000
1773	401261 00474	TRUCK	MITSUBISHI	FM 215 F	1981	1,300	19.000.000	24.700.000
1774	401261 00474	TRUCK	MITSUBISHI	FM 215 F	1980	1,300	14.000.000	18.200.000
1775	401261 00475	TRUCK	MITSUBISHI	FM 427 M (6x4)	1996	1,300	119.000.000	154.700.000
1776	401261 00475	TRUCK	MITSUBISHI	FM 427 M (6x4)	1995	1,300	108.000.000	140.400.000
1777	401261 00476	TRUCK	MITSUBISHI	FM 428 T / 11.149cc	1998	1,300	149.000.000	193.700.000
1778	401261 00477	TRUCK	MITSUBISHI	FM 515 L / 11.760cc	1996	1,300	127.000.000	165.100.000
1779	401261 00478	TRUCK	MITSUBISHI	FM 515 S	1994	1,300	65.000.000	84.500.000
1780	401261 00479	TRUCK	MITSUBISHI	FM 516 J / 16.031cc	1997	1,300	137.000.000	178.100.000
1781	401261 00480	TRUCK	MITSUBISHI	FM 516 L /14.449cc	1997	1,300	105.000.000	136.500.000
1782	401261 00481	TRUCK	MITSUBISHI	FM 517 HL (4x2) M/T	2015	1,300	462.000.000	600.600.000
1783	401261 00481	TRUCK	MITSUBISHI	FM 517 HL (4x2) M/T	2014	1,300	440.000.000	572.000.000
1784	401261 00481	TRUCK	MITSUBISHI	FM 517 HL (4x2) M/T	2013	1,300	418.000.000	543.400.000
1785	401261 00481	TRUCK	MITSUBISHI	FM 517 HL (4x2) M/T	2012	1,300	396.000.000	514.800.000
1786	401261 00481	TRUCK	MITSUBISHI	FM 517 HL (4x2) M/T	2011	1,300	316.000.000	410.800.000
1787	401261 00481	TRUCK	MITSUBISHI	FM 517 HL (4x2) M/T	2010	1,300	295.000.000	383.500.000
1788	401261 00481	TRUCK	MITSUBISHI	FM 517 HL (4x2) M/T	2009	1,300	278.000.000	361.400.000
1789	401261 00481	TRUCK	MITSUBISHI	FM 517 HL (4x2) M/T	2008	1,300	264.000.000	343.200.000
1790	401261 00481	TRUCK	MITSUBISHI	FM 517 HL (4x2) M/T	2007	1,300	262.000.000	340.600.000
1791	401261 00482	TRUCK	MITSUBISHI	FM 517 HS (4x2) M/T	2015	1,300	443.000.000	575.900.000
1792	401261 00482	TRUCK	MITSUBISHI	FM 517 HS (4x2) M/T	2014	1,300	422.000.000	548.600.000
1793	401261 00482	TRUCK	MITSUBISHI	FM 517 HS (4x2) M/T	2013	1,300	402.000.000	522.600.000
1794	401261 00482	TRUCK	MITSUBISHI	FM 517 HS (4x2) M/T	2012	1,300	383.000.000	497.900.000
1795	401261 00482	TRUCK	MITSUBISHI	FM 517 HS (4x2) M/T	2011	1,300	304.000.000	395.200.000
1796	401261 00482	TRUCK	MITSUBISHI	FM 517 HS (4x2) M/T	2010	1,300	284.000.000	369.200.000
1797	401261 00482	TRUCK	MITSUBISHI	FM 517 HS (4x2) M/T	2009	1,300	268.000.000	348.400.000
1798	401261 00482	TRUCK	MITSUBISHI	FM 517 HS (4x2) M/T	2008	1,300	255.000.000	331.500.000
1799	401261 00482	TRUCK	MITSUBISHI	FM 517 HS (4x2) M/T	2007	1,300	253.000.000	328.900.000
1800	401261 00473	TRUCK	MITSUBISHI	FM 616 M, 11.750cc	1980	1,300	12.600.000	16.380.000
1801	401261 00483	TRUCK	MITSUBISHI	FN 517 ML2 (6x2) M/T	2015	1,300	543.000.000	705.900.000
1802	401261 00483	TRUCK	MITSUBISHI	FN 517 ML2 (6x2) M/T	2014	1,300	517.000.000	672.100.000
1803	401261 00483	TRUCK	MITSUBISHI	FN 517 ML2 (6x2) M/T	2013	1,300	490.000.000	637.000.000
1804	401261 00483	TRUCK	MITSUBISHI	FN 517 ML2 (6x2) M/T	2012	1,300	464.000.000	603.200.000
1805	401261 00483	TRUCK	MITSUBISHI	FN 517 ML2 (6x2) M/T	2011	1,300	442.000.000	574.600.000
1806	401261 00483	TRUCK	MITSUBISHI	FN 517 ML2 (6x2) M/T	2010	1,300	348.000.000	452.400.000
1807	401261 00483	TRUCK	MITSUBISHI	FN 517 ML2 (6x2) M/T	2009	1,300	328.000.000	426.400.000
1808	401261 00483	TRUCK	MITSUBISHI	FN 517 ML2 (6x2) M/T	2008	1,300	312.000.000	405.600.000
1809	401261 00483	TRUCK	MITSUBISHI	FN 517 ML2 (6x2) M/T	2007	1,300	310.000.000	403.000.000
1810	401261 00483	TRUCK	MITSUBISHI	FN 517 ML2 (6x2) M/T	2006	1,300	295.000.000	383.500.000
1811	401261 00483	TRUCK	MITSUBISHI	FN 517 ML2 (6x2) M/T	2005	1,300	280.000.000	364.000.000
1812	401261 00484	TRUCK	MITSUBISHI	FN 527 ML (6X4) M/T	2019	1,300	651.000.000	846.300.000
1813	401261 00484	TRUCK	MITSUBISHI	FN 527 ML (6X4) M/T	2018	1,300	619.000.000	804.700.000
1814	401261 00484	TRUCK	MITSUBISHI	FN 527 ML (6X4) M/T	2017	1,300	589.000.000	765.700.000
1815	401261 00484	TRUCK	MITSUBISHI	FN 527 ML (6X4) M/T	2016	1,300	560.000.000	728.000.000
1816	401261 00484	TRUCK	MITSUBISHI	FN 527 ML (6X4) M/T	2015	1,300	532.000.000	691.600.000

NO	KODING	JENIS	MEREK	TIPE	TH BUAT	BOBOT	NJKB	DP PKB
1	2	3	4	5	6	7	8	9
1817	401261 00484	TRUCK	MITSUBISHI	FN 527 ML (6X4) M/T	2014	1,300	506.000.000	657.800.000
1818	401261 00484	TRUCK	MITSUBISHI	FN 527 ML (6X4) M/T	2013	1,300	481.000.000	625.300.000
1819	401261 00484	TRUCK	MITSUBISHI	FN 527 ML (6X4) M/T	2012	1,300	457.000.000	594.100.000
1820	401261 00484	TRUCK	MITSUBISHI	FN 527 ML (6X4) M/T	2011	1,300	435.000.000	565.500.000
1821	401261 00484	TRUCK	MITSUBISHI	FN 527 ML (6X4) M/T	2010	1,300	414.000.000	538.200.000
1822	401261 00484	TRUCK	MITSUBISHI	FN 527 ML (6X4) M/T	2009	1,300	394.000.000	512.200.000
1823	401261 00484	TRUCK	MITSUBISHI	FN 527 ML (6X4) M/T	2008	1,300	375.000.000	487.500.000
1824	401261 00484	TRUCK	MITSUBISHI	FN 527 ML (6X4) M/T	2007	1,300	357.000.000	464.100.000
1825	401261 00485	TRUCK	MITSUBISHI	FN 527 MS (6X4) M/T	2019	1,300	640.000.000	832.000.000
1826	401261 00485	TRUCK	MITSUBISHI	FN 527 MS (6X4) M/T	2018	1,300	608.000.000	790.400.000
1827	401261 00485	TRUCK	MITSUBISHI	FN 527 MS (6X4) M/T	2017	1,300	578.000.000	751.400.000
1828	401261 00485	TRUCK	MITSUBISHI	FN 527 MS (6X4) M/T	2016	1,300	550.000.000	715.000.000
1829	401261 00485	TRUCK	MITSUBISHI	FN 527 MS (6X4) M/T	2015	1,300	523.000.000	679.900.000
1830	401261 00485	TRUCK	MITSUBISHI	FN 527 MS (6X4) M/T	2014	1,300	497.000.000	646.100.000
1831	401261 00485	TRUCK	MITSUBISHI	FN 527 MS (6X4) M/T	2013	1,300	473.000.000	614.900.000
1832	401261 00485	TRUCK	MITSUBISHI	FN 527 MS (6X4) M/T	2012	1,300	450.000.000	585.000.000
1833	401261 00485	TRUCK	MITSUBISHI	FN 527 MS (6X4) M/T	2011	1,300	428.000.000	556.400.000
1834	401261 00485	TRUCK	MITSUBISHI	FN 527 MS (6X4) M/T	2010	1,300	407.000.000	529.100.000
1835	401261 00485	TRUCK	MITSUBISHI	FN 527 MS (6X4) M/T	2009	1,300	387.000.000	503.100.000
1836	401261 00485	TRUCK	MITSUBISHI	FN 527 MS (6X4) M/T	2008	1,300	368.000.000	478.400.000
1837	401261 00485	TRUCK	MITSUBISHI	FN 527 MS (6X4) M/T	2007	1,300	350.000.000	455.000.000
1838	401261 00486	TRUCK	MITSUBISHI	FN 527 MSR DH2 / 7545cc (TRUCK)	2000	1,300	176.000.000	228.800.000
1839	401261 00487	TRUCK	MITSUBISHI	FN 627 254PS (6X4) M/T	2009	1,300	539.000.000	700.700.000
1840	401261 00488	TRUCK	MITSUBISHI	FP 418 F (4/L)	1997	1,300	109.000.000	141.700.000
1841	401261 00489	TRUCK	MITSUBISHI	FP 418 N	1996	1,300	101.000.000	131.300.000
1842	401261 00489	TRUCK	MITSUBISHI	FP 418 N	1995	1,300	96.000.000	124.800.000
1843	401261 00490	TRUCK	MITSUBISHI	FQ 112 H / 13.273cc	1990	1,300	132.000.000	171.600.000
1844	401261 00569	TRUCK	MITSUBISHI	FS 527 R / 11.945CC (TRUCK MIXER)	2008	1,300	371.000.000	482.300.000
1845	401261 00491	TRUCK	MITSUBISHI	FT 417 NZ (KEMUDI KEMBAR)	1999	1,300	164.000.000	213.200.000
1846	401261 00492	TRUCK	MITSUBISHI	FT 418 K / 11.149cc (KEMUDI KEMBAR)	1998	1,300	151.000.000	196.300.000
1847	401261 00492	TRUCK	MITSUBISHI	FT 418 K / 11.149cc (KEMUDI KEMBAR)	1997	1,300	137.000.000	178.100.000
1848	401261 00493	TRUCK	MITSUBISHI	FT 418 L (T KEMUDI KEMBAR)	1999	1,300	168.000.000	218.400.000
1849	401261 00494	TRUCK	MITSUBISHI	FU 410 U	1996	1,300	102.000.000	132.600.000
1850	401261 00495	TRUCK	MITSUBISHI	FU 410 U 14.449cc (TRUCK)	1997	1,300	124.000.000	161.200.000
1851	401261 00496	TRUCK	MITSUBISHI	FU 415 N	1995	1,300	113.000.000	146.900.000
1852	401261 00497	TRUCK	MITSUBISHI	FU 415 N / 16.031cc	1998	1,300	150.000.000	195.000.000
1853	401261 00498	TRUCK	MITSUBISHI	FU 415 U / 13.500cc	1997	1,300	99.000.000	128.700.000
1854	401261 00570	TRUCK	MITSUBISHI	FU 415 U / 16.031cc (CHASIS TRONTON)	1998	1,300	150.000.000	195.000.000
1855	401261 00570	TRUCK	MITSUBISHI	FU 415 U / 16.031cc (CHASIS TRONTON)	1997	1,300	143.000.000	185.900.000
1856	401261 00499	TRUCK	MITSUBISHI	FU 418 L / 11.149cc	1997	1,300	107.000.000	139.100.000
1857	401261 00500	TRUCK	MITSUBISHI	FU 418 P	1992	1,300	94.000.000	122.200.000
1858	401261 00448	TRUCK	MITSUBISHI	FU 419 N / 14.500cc (TRUCK)	1997	1,300	118.000.000	153.400.000
1859	401261 00501	TRUCK	MITSUBISHI	FU 419 S	1997	1,300	104.000.000	135.200.000
1860	401261 00502	TRUCK	MITSUBISHI	FU 419 T	2008	1,300	177.000.000	230.100.000
1861	401261 00502	TRUCK	MITSUBISHI	FU 419 T	1997	1,300	104.000.000	135.200.000
1862	401261 00503	TRUCK	MITSUBISHI	FU 516 M / 15.115cc	1996	1,300	102.000.000	132.600.000
1863	401261 00504	TRUCK	MITSUBISHI	FU 557 M 15.115cc	1997	1,300	127.000.000	165.100.000
1864	401261 00505	TRUCK	MITSUBISHI	FU 656 M 15.115cc	1997	1,300	110.000.000	143.000.000
1865	401261 00514	TRUCK	MITSUBISHI	FUSO BM 115 L	1986	1,300	27.000.000	35.100.000
1866	401261 00514	TRUCK	MITSUBISHI	FUSO BM 115 L	1985	1,300	25.000.000	32.500.000
1867	401261 00514	TRUCK	MITSUBISHI	FUSO BM 115 L	1984	1,300	23.000.000	29.900.000
1868	401261 00514	TRUCK	MITSUBISHI	FUSO BM 115 L	1983	1,300	21.000.000	27.300.000
1869	401261 00514	TRUCK	MITSUBISHI	FUSO BM 115 L	1982	1,300	19.000.000	24.700.000
1870	401261 00514	TRUCK	MITSUBISHI	FUSO BM 115 L	1981	1,300	18.000.000	23.400.000
1871	401261 00514	TRUCK	MITSUBISHI	FUSO BM 115 L	1980	1,300	16.000.000	20.800.000
1872	401261 00515	TRUCK	MITSUBISHI	FUSO BM 116 L	1986	1,300	27.000.000	35.100.000
1873	401261 00515	TRUCK	MITSUBISHI	FUSO BM 116 L	1985	1,300	25.000.000	32.500.000
1874	401261 00515	TRUCK	MITSUBISHI	FUSO BM 116 L	1984	1,300	23.000.000	29.900.000
1875	401261 00515	TRUCK	MITSUBISHI	FUSO BM 116 L	1983	1,300	21.000.000	27.300.000
1876	401261 00515	TRUCK	MITSUBISHI	FUSO BM 116 L	1982	1,300	19.000.000	24.700.000
1877	401261 00515	TRUCK	MITSUBISHI	FUSO BM 116 L	1981	1,300	18.000.000	23.400.000
1878	401261 00515	TRUCK	MITSUBISHI	FUSO BM 116 L	1980	1,300	16.000.000	20.800.000
1879	401261 00513	TRUCK	MITSUBISHI	FUSO BM / 117L 7.546cc	1999	1,300	112.000.000	145.600.000
1880	401261 00513	TRUCK	MITSUBISHI	FUSO BM / 117L 7.546cc	1998	1,300	107.000.000	139.100.000
1881	401261 00513	TRUCK	MITSUBISHI	FUSO BM / 117L 7.546cc	1997	1,300	102.000.000	132.600.000
1882	401261 00513	TRUCK	MITSUBISHI	FUSO BM / 117L 7.546cc	1996	1,300	97.000.000	126.100.000
1883	401261 00513	TRUCK	MITSUBISHI	FUSO BM / 117L 7.546cc	1995	1,300	92.000.000	119.600.000
1884	401261 00513	TRUCK	MITSUBISHI	FUSO BM / 117L 7.546cc	1994	1,300	88.000.000	114.400.000
1885	401261 00513	TRUCK	MITSUBISHI	FUSO BM / 117L 7.546cc	1993	1,300	84.000.000	109.200.000
1886	401261 00513	TRUCK	MITSUBISHI	FUSO BM / 117L 7.546cc	1992	1,300	79.000.000	102.700.000
1887	401261 00513	TRUCK	MITSUBISHI	FUSO BM / 117L 7.546cc	1991	1,300	75.000.000	97.500.000
1888	401261 00513	TRUCK	MITSUBISHI	FUSO BM / 117L 7.546cc	1990	1,300	70.000.000	91.000.000
1889	401261 00516	TRUCK	MITSUBISHI	FUSO BM 117 L / 7.546cc (TRUCK)	1994	1,300	92.000.000	119.600.000
1890	401261 00517	TRUCK	MITSUBISHI	FUSO CBU FP 418 JR 48	1993	1,300	112.000.000	145.600.000
1891	401261 00517	TRUCK	MITSUBISHI	FUSO CBU FP 418 JR 48	1992	1,300	104.000.000	135.200.000
1892	401261 00517	TRUCK	MITSUBISHI	FUSO CBU FP 418 JR 48	1991	1,300	96.000.000	124.800.000
1893	401261 00517	TRUCK	MITSUBISHI	FUSO CBU FP 418 JR 48	1990	1,300	90.000.000	117.000.000
1894	401261 00518	TRUCK	MITSUBISHI	FUSO FIGHTER FM 516 F	2002	1,300	210.000.000	273.000.000
1895	401261 00518	TRUCK	MITSUBISHI	FUSO FIGHTER FM 516 F	2001	1,300	194.000.000	252.200.000
1896	401261 00518	TRUCK	MITSUBISHI	FUSO FIGHTER FM 516 F	2000	1,300	171.000.000	222.300.000
1897	401261 00518	TRUCK	MITSUBISHI	FUSO FIGHTER FM 516 F	1999	1,300	158.000.000	205.400.000
1898	401261 00518	TRUCK	MITSUBISHI	FUSO FIGHTER FM 516 F	1998	1,300	146.000.000	189.800.000
1899	401261 00518	TRUCK	MITSUBISHI	FUSO FIGHTER FM 516 F	1997	1,300	133.000.000	172.900.000
1900	401261 00518	TRUCK	MITSUBISHI	FUSO FIGHTER FM 516 F	1996	1,300	120.000.000	156.000.000
1901	401261 00518	TRUCK	MITSUBISHI	FUSO FIGHTER FM 516 F	1995	1,300	107.000.000	139.100.000
1902	401261 00518	TRUCK	MITSUBISHI	FUSO FIGHTER FM 516 F	1994	1,300	101.000.000	131.300.000
1903	401261 00518	TRUCK	MITSUBISHI	FUSO FIGHTER FM 516 F	1993	1,300	94.000.000	122.200.000
1904	401261 00518	TRUCK	MITSUBISHI	FUSO FIGHTER FM 516 F	1992	1,300	88.000.000	114.400.000
1905	401261 00518	TRUCK	MITSUBISHI	FUSO FIGHTER FM 516 F	1991	1,300	86.000.000	111.800.000
1906	401261 00518	TRUCK	MITSUBISHI	FUSO FIGHTER FM 516 F	1990	1,300	78.000.000	101.400.000
1907	401261 00518	TRUCK	MITSUBISHI	FUSO FIGHTER FM 516 F	1989	1,300	71.000.000	92.300.000

NO	KODING	JENIS	MEREK	TIPE	TH BUAT	BOBOT	NJKB	DP PKB
1	2	3	4	5	6	7	8	9
1908	401261 00518	TRUCK	MITSUBISHI	FUSO FIGHTER FM 516 F	1988	1,300	68.000.000	88.400.000
1909	401261 00518	TRUCK	MITSUBISHI	FUSO FIGHTER FM 516 F	1987	1,300	63.000.000	81.900.000
1910	401261 00518	TRUCK	MITSUBISHI	FUSO FIGHTER FM 516 F	1986	1,300	56.000.000	72.800.000
1911	401261 00518	TRUCK	MITSUBISHI	FUSO FIGHTER FM 516 F	1985	1,300	50.000.000	65.000.000
1912	401261 00519	TRUCK	MITSUBISHI	FUSO FIGHTER FM 517 F	2000	1,300	171.000.000	222.300.000
1913	401261 00519	TRUCK	MITSUBISHI	FUSO FIGHTER FM 517 F	1999	1,300	158.000.000	205.400.000
1914	401261 00519	TRUCK	MITSUBISHI	FUSO FIGHTER FM 517 F	1998	1,300	146.000.000	189.800.000
1915	401261 00519	TRUCK	MITSUBISHI	FUSO FIGHTER FM 517 F	1997	1,300	133.000.000	172.900.000
1916	401261 00519	TRUCK	MITSUBISHI	FUSO FIGHTER FM 517 F	1996	1,300	120.000.000	156.000.000
1917	401261 00519	TRUCK	MITSUBISHI	FUSO FIGHTER FM 517 F	1995	1,300	107.000.000	139.100.000
1918	401261 00519	TRUCK	MITSUBISHI	FUSO FIGHTER FM 517 F	1994	1,300	101.000.000	131.300.000
1919	401261 00519	TRUCK	MITSUBISHI	FUSO FIGHTER FM 517 F	1993	1,300	94.000.000	122.200.000
1920	401261 00519	TRUCK	MITSUBISHI	FUSO FIGHTER FM 517 F	1992	1,300	88.000.000	114.400.000
1921	401261 00519	TRUCK	MITSUBISHI	FUSO FIGHTER FM 517 F	1991	1,300	86.000.000	111.800.000
1922	401261 00519	TRUCK	MITSUBISHI	FUSO FIGHTER FM 517 F	1990	1,300	78.000.000	101.400.000
1923	401261 00519	TRUCK	MITSUBISHI	FUSO FIGHTER FM 517 F	1989	1,300	71.000.000	92.300.000
1924	401261 00519	TRUCK	MITSUBISHI	FUSO FIGHTER FM 517 F	1988	1,300	68.000.000	88.400.000
1925	401261 00519	TRUCK	MITSUBISHI	FUSO FIGHTER FM 517 F	1987	1,300	63.000.000	81.900.000
1926	401261 00519	TRUCK	MITSUBISHI	FUSO FIGHTER FM 517 F	1986	1,300	56.000.000	72.800.000
1927	401261 00519	TRUCK	MITSUBISHI	FUSO FIGHTER FM 517 F	1985	1,300	50.000.000	65.000.000
1928	401261 00520	TRUCK	MITSUBISHI	FUSO FIGHTER FM 517 F SHORT	2002	1,300	210.000.000	273.000.000
1929	401261 00520	TRUCK	MITSUBISHI	FUSO FIGHTER FM 517 F SHORT	2001	1,300	194.000.000	252.200.000
1930	401261 00520	TRUCK	MITSUBISHI	FUSO FIGHTER FM 517 F SHORT	2000	1,300	171.000.000	222.300.000
1931	401261 00520	TRUCK	MITSUBISHI	FUSO FIGHTER FM 517 F SHORT	1999	1,300	158.000.000	205.400.000
1932	401261 00520	TRUCK	MITSUBISHI	FUSO FIGHTER FM 517 F SHORT	1998	1,300	146.000.000	189.800.000
1933	401261 00520	TRUCK	MITSUBISHI	FUSO FIGHTER FM 517 F SHORT	1997	1,300	133.000.000	172.900.000
1934	401261 00520	TRUCK	MITSUBISHI	FUSO FIGHTER FM 517 F SHORT	1996	1,300	120.000.000	156.000.000
1935	401261 00520	TRUCK	MITSUBISHI	FUSO FIGHTER FM 517 F SHORT	1995	1,300	107.000.000	139.100.000
1936	401261 00520	TRUCK	MITSUBISHI	FUSO FIGHTER FM 517 F SHORT	1994	1,300	101.000.000	131.300.000
1937	401261 00520	TRUCK	MITSUBISHI	FUSO FIGHTER FM 517 F SHORT	1993	1,300	94.000.000	122.200.000
1938	401261 00520	TRUCK	MITSUBISHI	FUSO FIGHTER FM 517 F SHORT	1992	1,300	88.000.000	114.400.000
1939	401261 00520	TRUCK	MITSUBISHI	FUSO FIGHTER FM 517 F SHORT	1991	1,300	86.000.000	111.800.000
1940	401261 00520	TRUCK	MITSUBISHI	FUSO FIGHTER FM 517 F SHORT	1990	1,300	78.000.000	101.400.000
1941	401261 00520	TRUCK	MITSUBISHI	FUSO FIGHTER FM 517 F SHORT	1989	1,300	71.000.000	92.300.000
1942	401261 00520	TRUCK	MITSUBISHI	FUSO FIGHTER FM 517 F SHORT	1988	1,300	68.000.000	88.400.000
1943	401261 00520	TRUCK	MITSUBISHI	FUSO FIGHTER FM 517 F SHORT	1987	1,300	63.000.000	81.900.000
1944	401261 00520	TRUCK	MITSUBISHI	FUSO FIGHTER FM 517 F SHORT	1986	1,300	56.000.000	72.800.000
1945	401261 00520	TRUCK	MITSUBISHI	FUSO FIGHTER FM 517 F SHORT	1985	1,300	50.000.000	65.000.000
1946	401261 00835	TRUCK	MITSUBISHI	FUSO FV2P HD (4X2) M/T	2019	1,300	258.000.000	335.400.000
1947	401261 00838	TRUCK	MITSUBISHI	FUSO FXJ3W M(6X4) M/T	2019	1,300	473.000.000	614.900.000
1948	401261 00837	TRUCK	MITSUBISHI	FUSO FJY1W L (6X2) M/T	2019	1,300	391.000.000	508.300.000
1949	401261 00521	TRUCK	MITSUBISHI	FUSO FM 215	1985	1,300	26.000.000	33.800.000
1950	401261 00521	TRUCK	MITSUBISHI	FUSO FM 215	1984	1,300	24.000.000	31.200.000
1951	401261 00521	TRUCK	MITSUBISHI	FUSO FM 215	1983	1,300	22.000.000	28.600.000
1952	401261 00521	TRUCK	MITSUBISHI	FUSO FM 215	1982	1,300	20.000.000	26.000.000
1953	401261 00521	TRUCK	MITSUBISHI	FUSO FM 215	1981	1,300	19.000.000	24.700.000
1954	401261 00521	TRUCK	MITSUBISHI	FUSO FM 215	1980	1,300	17.000.000	22.100.000
1955	401261 00522	TRUCK	MITSUBISHI	FUSO FM 215 H	1985	1,300	26.000.000	33.800.000
1956	401261 00522	TRUCK	MITSUBISHI	FUSO FM 215 H	1984	1,300	24.000.000	31.200.000
1957	401261 00522	TRUCK	MITSUBISHI	FUSO FM 215 H	1983	1,300	22.000.000	28.600.000
1958	401261 00522	TRUCK	MITSUBISHI	FUSO FM 215 H	1982	1,300	20.000.000	26.000.000
1959	401261 00522	TRUCK	MITSUBISHI	FUSO FM 215 H	1981	1,300	19.000.000	24.700.000
1960	401261 00522	TRUCK	MITSUBISHI	FUSO FM 215 H	1980	1,300	17.000.000	22.100.000
1961	401261 00523	TRUCK	MITSUBISHI	FUSO FM 215 HRDK	1985	1,300	26.000.000	33.800.000
1962	401261 00523	TRUCK	MITSUBISHI	FUSO FM 215 HRDK	1984	1,300	24.000.000	31.200.000
1963	401261 00523	TRUCK	MITSUBISHI	FUSO FM 215 HRDK	1983	1,300	22.000.000	28.600.000
1964	401261 00523	TRUCK	MITSUBISHI	FUSO FM 215 HRDK	1982	1,300	20.000.000	26.000.000
1965	401261 00523	TRUCK	MITSUBISHI	FUSO FM 215 HRDK	1981	1,300	19.000.000	24.700.000
1966	401261 00523	TRUCK	MITSUBISHI	FUSO FM 215 HRDK	1980	1,300	17.000.000	22.100.000
1967	401261 00524	TRUCK	MITSUBISHI	FUSO FM 516 F	1980	1,300	32.000.000	41.600.000
1968	401261 00525	TRUCK	MITSUBISHI	FUSO FM 516 H LONG	2005	1,300	220.000.000	286.000.000
1969	401261 00525	TRUCK	MITSUBISHI	FUSO FM 516 H LONG	2004	1,300	218.000.000	283.400.000
1970	401261 00525	TRUCK	MITSUBISHI	FUSO FM 516 H LONG	2003	1,300	216.000.000	280.800.000
1971	401261 00525	TRUCK	MITSUBISHI	FUSO FM 516 H LONG	2002	1,300	210.000.000	273.000.000
1972	401261 00525	TRUCK	MITSUBISHI	FUSO FM 516 H LONG	2001	1,300	203.000.000	263.900.000
1973	401261 00525	TRUCK	MITSUBISHI	FUSO FM 516 H LONG	2000	1,300	171.000.000	222.300.000
1974	401261 00525	TRUCK	MITSUBISHI	FUSO FM 516 H LONG	1999	1,300	158.000.000	205.400.000
1975	401261 00525	TRUCK	MITSUBISHI	FUSO FM 516 H LONG	1998	1,300	146.000.000	189.800.000
1976	401261 00525	TRUCK	MITSUBISHI	FUSO FM 516 H LONG	1997	1,300	133.000.000	172.900.000
1977	401261 00525	TRUCK	MITSUBISHI	FUSO FM 516 H LONG	1996	1,300	120.000.000	156.000.000
1978	401261 00525	TRUCK	MITSUBISHI	FUSO FM 516 H LONG	1995	1,300	107.000.000	139.100.000
1979	401261 00525	TRUCK	MITSUBISHI	FUSO FM 516 H LONG	1994	1,300	101.000.000	131.300.000
1980	401261 00525	TRUCK	MITSUBISHI	FUSO FM 516 H LONG	1993	1,300	94.000.000	122.200.000
1981	401261 00525	TRUCK	MITSUBISHI	FUSO FM 516 H LONG	1992	1,300	88.000.000	114.400.000
1982	401261 00525	TRUCK	MITSUBISHI	FUSO FM 516 H LONG	1991	1,300	86.000.000	111.800.000
1983	401261 00525	TRUCK	MITSUBISHI	FUSO FM 516 H LONG	1990	1,300	78.000.000	101.400.000
1984	401261 00525	TRUCK	MITSUBISHI	FUSO FM 516 H LONG	1989	1,300	71.000.000	92.300.000
1985	401261 00525	TRUCK	MITSUBISHI	FUSO FM 516 H LONG	1988	1,300	68.000.000	88.400.000
1986	401261 00525	TRUCK	MITSUBISHI	FUSO FM 516 H LONG	1987	1,300	63.000.000	81.900.000
1987	401261 00525	TRUCK	MITSUBISHI	FUSO FM 516 H LONG	1986	1,300	56.000.000	72.800.000
1988	401261 00525	TRUCK	MITSUBISHI	FUSO FM 516 H LONG	1985	1,300	50.000.000	65.000.000
1989	401261 00526	TRUCK	MITSUBISHI	FUSO FM 516 M	1986	1,300	40.000.000	52.000.000
1990	401261 00527	TRUCK	MITSUBISHI	FUSO FM 517	2006	1,300	227.000.000	295.100.000
1991	401261 00527	TRUCK	MITSUBISHI	FUSO FM 517	2005	1,300	221.000.000	287.300.000
1992	401261 00527	TRUCK	MITSUBISHI	FUSO FM 517	2004	1,300	218.000.000	283.400.000
1993	401261 00527	TRUCK	MITSUBISHI	FUSO FM 517	2003	1,300	216.000.000	280.800.000
1994	401261 00527	TRUCK	MITSUBISHI	FUSO FM 517	2002	1,300	210.000.000	273.000.000
1995	401261 00527	TRUCK	MITSUBISHI	FUSO FM 517	2001	1,300	203.000.000	263.900.000
1996	401261 00527	TRUCK	MITSUBISHI	FUSO FM 517	2000	1,300	171.000.000	222.300.000
1997	401261 00527	TRUCK	MITSUBISHI	FUSO FM 517	1999	1,300	158.000.000	205.400.000
1998	401261 00527	TRUCK	MITSUBISHI	FUSO FM 517	1998	1,300	146.000.000	189.800.000

NO	KODING	JENIS	MEREK	TIPE	TH BUAT	BOBOT	NJKB	DP PKB
1	2	3	4	5	6	7	8	9
1999	401261 00527	TRUCK	MITSUBISHI	FUSO FM 517	1997	1,300	133.000.000	172.900.000
2000	401261 00527	TRUCK	MITSUBISHI	FUSO FM 517	1996	1,300	120.000.000	156.000.000
2001	401261 00527	TRUCK	MITSUBISHI	FUSO FM 517	1995	1,300	107.000.000	139.100.000
2002	401261 00527	TRUCK	MITSUBISHI	FUSO FM 517	1994	1,300	101.000.000	131.300.000
2003	401261 00527	TRUCK	MITSUBISHI	FUSO FM 517	1993	1,300	94.000.000	122.200.000
2004	401261 00527	TRUCK	MITSUBISHI	FUSO FM 517	1992	1,300	88.000.000	114.400.000
2005	401261 00527	TRUCK	MITSUBISHI	FUSO FM 517	1991	1,300	86.000.000	111.800.000
2006	401261 00527	TRUCK	MITSUBISHI	FUSO FM 517	1990	1,300	78.000.000	101.400.000
2007	401261 00527	TRUCK	MITSUBISHI	FUSO FM 517	1989	1,300	71.000.000	92.300.000
2008	401261 00527	TRUCK	MITSUBISHI	FUSO FM 517	1988	1,300	68.000.000	88.400.000
2009	401261 00527	TRUCK	MITSUBISHI	FUSO FM 517	1987	1,300	63.000.000	81.900.000
2010	401261 00527	TRUCK	MITSUBISHI	FUSO FM 517	1986	1,300	56.000.000	72.800.000
2011	401261 00527	TRUCK	MITSUBISHI	FUSO FM 517	1985	1,300	50.000.000	65.000.000
2012	401261 00528	TRUCK	MITSUBISHI	FUSO FM 517 H	2006	1,300	248.000.000	322.400.000
2013	401261 00528	TRUCK	MITSUBISHI	FUSO FM 517 H	2005	1,300	238.000.000	309.400.000
2014	401261 00528	TRUCK	MITSUBISHI	FUSO FM 517 H	2004	1,300	228.000.000	296.400.000
2015	401261 00528	TRUCK	MITSUBISHI	FUSO FM 517 H	2003	1,300	220.000.000	286.000.000
2016	401261 00528	TRUCK	MITSUBISHI	FUSO FM 517 H	2002	1,300	207.000.000	269.100.000
2017	401261 00528	TRUCK	MITSUBISHI	FUSO FM 517 H	2001	1,300	195.000.000	253.500.000
2018	401261 00528	TRUCK	MITSUBISHI	FUSO FM 517 H	2000	1,300	171.000.000	222.300.000
2019	401261 00528	TRUCK	MITSUBISHI	FUSO FM 517 H	1999	1,300	158.000.000	205.400.000
2020	401261 00528	TRUCK	MITSUBISHI	FUSO FM 517 H	1998	1,300	146.000.000	189.800.000
2021	401261 00528	TRUCK	MITSUBISHI	FUSO FM 517 H	1997	1,300	133.000.000	172.900.000
2022	401261 00528	TRUCK	MITSUBISHI	FUSO FM 517 H	1996	1,300	120.000.000	156.000.000
2023	401261 00528	TRUCK	MITSUBISHI	FUSO FM 517 H	1995	1,300	107.000.000	139.100.000
2024	401261 00528	TRUCK	MITSUBISHI	FUSO FM 517 H	1994	1,300	101.000.000	131.300.000
2025	401261 00528	TRUCK	MITSUBISHI	FUSO FM 517 H	1993	1,300	94.000.000	122.200.000
2026	401261 00528	TRUCK	MITSUBISHI	FUSO FM 517 H	1992	1,300	88.000.000	114.400.000
2027	401261 00528	TRUCK	MITSUBISHI	FUSO FM 517 H	1991	1,300	86.000.000	111.800.000
2028	401261 00528	TRUCK	MITSUBISHI	FUSO FM 517 H	1990	1,300	70.000.000	91.000.000
2029	401261 00528	TRUCK	MITSUBISHI	FUSO FM 517 H	1989	1,300	66.000.000	85.800.000
2030	401261 00528	TRUCK	MITSUBISHI	FUSO FM 517 H	1988	1,300	63.000.000	81.900.000
2031	401261 00528	TRUCK	MITSUBISHI	FUSO FM 517 H	1987	1,300	58.000.000	75.400.000
2032	401261 00528	TRUCK	MITSUBISHI	FUSO FM 517 H	1986	1,300	51.000.000	66.300.000
2033	401261 00528	TRUCK	MITSUBISHI	FUSO FM 517 H	1985	1,300	45.000.000	58.500.000
2034	401261 00529	TRUCK	MITSUBISHI	FUSO FM 517 H2 (4x2)	2007	1,300	232.000.000	301.600.000
2035	401261 00529	TRUCK	MITSUBISHI	FUSO FM 517 H2 (4x2)	2006	1,300	230.000.000	299.000.000
2036	401261 00529	TRUCK	MITSUBISHI	FUSO FM 517 H2 (4x2)	2005	1,300	222.000.000	288.600.000
2037	401261 00529	TRUCK	MITSUBISHI	FUSO FM 517 H2 (4x2)	2004	1,300	218.000.000	283.400.000
2038	401261 00530	TRUCK	MITSUBISHI	FUSO FM 517 H3	2005	1,300	221.000.000	287.300.000
2039	401261 00530	TRUCK	MITSUBISHI	FUSO FM 517 H3	2004	1,300	196.000.000	254.800.000
2040	401261 00531	TRUCK	MITSUBISHI	FUSO FM 517 HL (4X2) M/T	2019	1,300	470.000.000	611.000.000
2041	401261 00531	TRUCK	MITSUBISHI	FUSO FM 517 HL (4X2) M/T	2018	1,300	447.000.000	581.100.000
2042	401261 00531	TRUCK	MITSUBISHI	FUSO FM 517 HL (4X2) M/T	2017	1,300	425.000.000	552.500.000
2043	401261 00531	TRUCK	MITSUBISHI	FUSO FM 517 HL (4X2) M/T	2016	1,300	404.000.000	525.200.000
2044	401261 00531	TRUCK	MITSUBISHI	FUSO FM 517 HL (4X2) M/T	2015	1,300	384.000.000	499.200.000
2045	401261 00531	TRUCK	MITSUBISHI	FUSO FM 517 HL (4X2) M/T	2014	1,300	365.000.000	474.500.000
2046	401261 00532	TRUCK	MITSUBISHI	FUSO FM 517 HL LONG (4X2) M/T	2019	1,300	473.000.000	614.900.000
2047	401261 00532	TRUCK	MITSUBISHI	FUSO FM 517 HL LONG (4X2) M/T	2018	1,300	450.000.000	585.000.000
2048	401261 00532	TRUCK	MITSUBISHI	FUSO FM 517 HL LONG (4X2) M/T	2017	1,300	428.000.000	556.400.000
2049	401261 00532	TRUCK	MITSUBISHI	FUSO FM 517 HL LONG (4X2) M/T	2016	1,300	407.000.000	529.100.000
2050	401261 00532	TRUCK	MITSUBISHI	FUSO FM 517 HL LONG (4X2) M/T	2015	1,300	387.000.000	503.100.000
2051	401261 00532	TRUCK	MITSUBISHI	FUSO FM 517 HL LONG (4X2) M/T	2014	1,300	368.000.000	478.400.000
2052	401261 00533	TRUCK	MITSUBISHI	FUSO FM 517 HS (4X2) M/T	2019	1,300	446.000.000	579.800.000
2053	401261 00533	TRUCK	MITSUBISHI	FUSO FM 517 HS (4X2) M/T	2018	1,300	424.000.000	551.200.000
2054	401261 00533	TRUCK	MITSUBISHI	FUSO FM 517 HS (4X2) M/T	2017	1,300	403.000.000	523.900.000
2055	401261 00533	TRUCK	MITSUBISHI	FUSO FM 517 HS (4X2) M/T	2016	1,300	383.000.000	497.900.000
2056	401261 00533	TRUCK	MITSUBISHI	FUSO FM 517 HS (4X2) M/T	2015	1,300	364.000.000	473.200.000
2057	401261 00533	TRUCK	MITSUBISHI	FUSO FM 517 HS (4X2) M/T	2014	1,300	346.000.000	449.800.000
2058	401261 00534	TRUCK	MITSUBISHI	FUSO FM 517 L	2005	1,300	190.000.000	247.000.000
2059	401261 00534	TRUCK	MITSUBISHI	FUSO FM 517 L	2004	1,300	188.000.000	244.400.000
2060	401261 00535	TRUCK	MITSUBISHI	FUSO FM 517 L2	2007	1,300	210.000.000	273.000.000
2061	401261 00535	TRUCK	MITSUBISHI	FUSO FM 517 L2	2006	1,300	207.000.000	269.100.000
2062	401261 00535	TRUCK	MITSUBISHI	FUSO FM 517 L2	2005	1,300	200.000.000	260.000.000
2063	401261 00535	TRUCK	MITSUBISHI	FUSO FM 517 L2	2004	1,300	197.000.000	256.100.000
2064	401261 00536	TRUCK	MITSUBISHI	FUSO FM65FL (4X2) M/T	2019	1,300	328.000.000	426.400.000
2065	401261 00536	TRUCK	MITSUBISHI	FUSO FM65FL (4X2) M/T	2018	1,300	312.000.000	405.600.000
2066	401261 00537	TRUCK	MITSUBISHI	FUSO FM65FL HI GEAR (4X2) M/T	2019	1,300	328.000.000	426.400.000
2067	401261 00537	TRUCK	MITSUBISHI	FUSO FM65FL HI GEAR (4X2) M/T	2018	1,300	312.000.000	405.600.000
2068	401261 00538	TRUCK	MITSUBISHI	FUSO FM65FS (4X2) M/T	2019	1,300	325.000.000	422.500.000
2069	401261 00538	TRUCK	MITSUBISHI	FUSO FM65FS (4X2) M/T	2018	1,300	309.000.000	401.700.000
2070	401261 00539	TRUCK	MITSUBISHI	FUSO FM65FS HI GEAR (4X2) M/T	2019	1,300	331.000.000	430.300.000
2071	401261 00539	TRUCK	MITSUBISHI	FUSO FM65FS HI GEAR (4X2) M/T	2018	1,300	315.000.000	409.500.000
2072	401261 00540	TRUCK	MITSUBISHI	FUSO FN 517 M (8x2)	2001	1,300	291.000.000	378.300.000
2073	401261 00542	TRUCK	MITSUBISHI	FUSO FN 517 ML2 (6X2) M/T	2019	1,300	552.000.000	717.600.000
2074	401261 00542	TRUCK	MITSUBISHI	FUSO FN 517 ML2 (6X2) M/T	2018	1,300	525.000.000	682.500.000
2075	401261 00542	TRUCK	MITSUBISHI	FUSO FN 517 ML2 (6X2) M/T	2017	1,300	499.000.000	648.700.000
2076	401261 00542	TRUCK	MITSUBISHI	FUSO FN 517 ML2 (6X2) M/T	2016	1,300	475.000.000	617.500.000
2077	401261 00542	TRUCK	MITSUBISHI	FUSO FN 517 ML2 (6X2) M/T	2015	1,300	452.000.000	587.600.000
2078	401261 00542	TRUCK	MITSUBISHI	FUSO FN 517 ML2 (6X2) M/T	2014	1,300	430.000.000	559.000.000
2079	401261 00543	TRUCK	MITSUBISHI	FUSO FN 517 ML2 SUPER LONG (6x2) M/T	2019	1,300	561.000.000	729.300.000
2080	401261 00543	TRUCK	MITSUBISHI	FUSO FN 517 ML2 SUPER LONG (6x2) M/T	2018	1,300	533.000.000	692.900.000
2081	401261 00543	TRUCK	MITSUBISHI	FUSO FN 517 ML2 SUPER LONG (6x2) M/T	2017	1,300	507.000.000	659.100.000
2082	401261 00543	TRUCK	MITSUBISHI	FUSO FN 517 ML2 SUPER LONG (6x2) M/T	2016	1,300	482.000.000	626.600.000
2083	401261 00543	TRUCK	MITSUBISHI	FUSO FN 517 ML2 SUPER LONG (6x2) M/T	2015	1,300	458.000.000	595.400.000
2084	401261 00543	TRUCK	MITSUBISHI	FUSO FN 517 ML2 SUPER LONG (6x2) M/T	2014	1,300	436.000.000	566.800.000
2085	401261 00541	TRUCK	MITSUBISHI	FUSO FN 517 ML (6x2)	2007	1,300	225.000.000	292.500.000
2086	401261 00541	TRUCK	MITSUBISHI	FUSO FN 517 ML (6x2)	2006	1,300	222.000.000	288.600.000
2087	401261 00541	TRUCK	MITSUBISHI	FUSO FN 517 ML (6x2)	2005	1,300	212.000.000	275.600.000
2088	401261 00541	TRUCK	MITSUBISHI	FUSO FN 517 ML (6x2)	2004	1,300	209.000.000	271.700.000
2089	401261 00544	TRUCK	MITSUBISHI	FUSO FN 527 M2L (6X4)	2015	1,300	457.000.000	594.100.000

NO	KODING	JENIS	MEREK	TIPE	TH BUAT	BOBOT	NJKB	DP PKB
1	2	3	4	5	6	7	8	9
2090	401261 00544	TRUCK	MITSUBISHI	FUSO FN 527 M2L (6X4)	2014	1,300	435.000.000	565.500.000
2091	401261 00545	TRUCK	MITSUBISHI	FUSO FN 527 M3L (6x4)	2007	1,300	316.000.000	410.800.000
2092	401261 00545	TRUCK	MITSUBISHI	FUSO FN 527 M3L (6x4)	2006	1,300	310.000.000	403.000.000
2093	401261 00545	TRUCK	MITSUBISHI	FUSO FN 527 M3L (6x4)	2005	1,300	301.000.000	391.300.000
2094	401261 00545	TRUCK	MITSUBISHI	FUSO FN 527 M3L (6x4)	2004	1,300	296.000.000	384.800.000
2095	401261 00546	TRUCK	MITSUBISHI	FUSO FN 617 (6X2) M/T	2015	1,300	530.000.000	689.000.000
2096	401261 00546	TRUCK	MITSUBISHI	FUSO FN 617 (6X2) M/T	2014	1,300	505.000.000	656.500.000
2097	401261 00546	TRUCK	MITSUBISHI	FUSO FN 617 (6X2) M/T	2013	1,300	504.000.000	655.200.000
2098	401261 00546	TRUCK	MITSUBISHI	FUSO FN 617 (6X2) M/T	2012	1,300	460.000.000	598.000.000
2099	401261 00546	TRUCK	MITSUBISHI	FUSO FN 617 (6X2) M/T	2009	1,300	446.000.000	579.800.000
2100	401261 00548	TRUCK	MITSUBISHI	FUSO FN61FM HD (6X2) M/T	2019	1,300	391.000.000	508.300.000
2101	401261 00548	TRUCK	MITSUBISHI	FUSO FN61FM HD (6X2) M/T	2018	1,300	372.000.000	483.600.000
2102	401261 00549	TRUCK	MITSUBISHI	FUSO FN61FS (6X2) M/T	2019	1,300	369.000.000	479.700.000
2103	401261 00549	TRUCK	MITSUBISHI	FUSO FN61FS (6X2) M/T	2018	1,300	351.000.000	456.300.000
2104	401261 00547	TRUCK	MITSUBISHI	FUSO FN 627 (6X4) M/T	2014	1,300	600.000.000	780.000.000
2105	401261 00547	TRUCK	MITSUBISHI	FUSO FN 627 (6X4) M/T	2013	1,300	570.000.000	741.000.000
2106	401261 00547	TRUCK	MITSUBISHI	FUSO FN 627 (6X4) M/T	2012	1,300	566.000.000	735.800.000
2107	401261 00547	TRUCK	MITSUBISHI	FUSO FN 627 (6X4) M/T	2011	1,300	520.000.000	676.000.000
2108	401261 00547	TRUCK	MITSUBISHI	FUSO FN 627 (6X4) M/T	2010	1,300	495.000.000	643.500.000
2109	401261 00547	TRUCK	MITSUBISHI	FUSO FN 627 (6X4) M/T	2009	1,300	470.000.000	611.000.000
2110	401261 00550	TRUCK	MITSUBISHI	FUSO FN62F (6X4) M/T	2019	1,300	437.000.000	568.100.000
2111	401261 00550	TRUCK	MITSUBISHI	FUSO FN62F (6X4) M/T	2018	1,300	416.000.000	540.800.000
2112	401261 00551	TRUCK	MITSUBISHI	FUSO FN62F HD (6X4) M/T	2019	1,300	456.000.000	592.800.000
2113	401261 00551	TRUCK	MITSUBISHI	FUSO FN62F HD (6X4) M/T	2018	1,300	434.000.000	564.200.000
2114	401261 00552	TRUCK	MITSUBISHI	FUSO FN62F TH (6X4) M/T	2019	1,300	444.000.000	577.200.000
2115	401261 00552	TRUCK	MITSUBISHI	FUSO FN62F TH (6X4) M/T	2018	1,300	422.000.000	548.600.000
2116	401261 00506	TRUCK	MITSUBISHI	FUSO FU 418 U	1980	1,300	39.000.000	50.700.000
2117	401261 00507	TRUCK	MITSUBISHI	FUSO FU 478 T	1980	1,300	42.500.000	55.250.000
2118	401261 00508	TRUCK	MITSUBISHI	FUSO FV 313 J	1980	1,300	13.500.000	17.550.000
2119	401261 00509	TRUCK	MITSUBISHI	FUSO FV 413 JA	1980	1,300	27.500.000	35.750.000
2120	401261 00510	TRUCK	MITSUBISHI	FUSO FV 413 JM RD	1980	1,300	20.000.000	26.000.000
2121	401261 00511	TRUCK	MITSUBISHI	FUSO FV 415 H	1980	1,300	27.500.000	35.750.000
2122	401261 00553	TRUCK	MITSUBISHI	FUSO FV51JH (6X4) M/T	2015	1,300	814.000.000	1.058.200.000
2123	401261 00553	TRUCK	MITSUBISHI	FUSO FV51JH (6X4) M/T	2014	1,300	801.000.000	1.041.300.000
2124	401261 00553	TRUCK	MITSUBISHI	FUSO FV51JH (6X4) M/T	2013	1,300	762.000.000	990.600.000
2125	401261 00553	TRUCK	MITSUBISHI	FUSO FV51JH (6X4) M/T	2012	1,300	725.000.000	942.500.000
2126	401261 00553	TRUCK	MITSUBISHI	FUSO FV51JH (6X4) M/T	2011	1,300	690.000.000	897.000.000
2127	401261 00839	TRUCK	MITSUBISHI	FUSO FZY1W 280T (4X2) M/T	2019	1,300	409.000.000	531.700.000
2128	401261 00840	TRUCK	MITSUBISHI	FUSO FZY3W T (6X4) M/T	2019	1,300	590.000.000	767.000.000
2129	401261 00512	TRUCK	MITSUBISHI	FUSO T 653 E	1980	1,300	32.000.000	41.600.000
2130	401261 00554	TRUCK	MITSUBISHI	FUSO TYPE FM.215 H	1985	1,300	26.000.000	33.800.000
2131	401261 00554	TRUCK	MITSUBISHI	FUSO TYPE FM.215 H	1984	1,300	24.000.000	31.200.000
2132	401261 00554	TRUCK	MITSUBISHI	FUSO TYPE FM.215 H	1983	1,300	22.000.000	28.600.000
2133	401261 00554	TRUCK	MITSUBISHI	FUSO TYPE FM.215 H	1982	1,300	20.000.000	26.000.000
2134	401261 00554	TRUCK	MITSUBISHI	FUSO TYPE FM.215 H	1981	1,300	19.000.000	24.700.000
2135	401261 00554	TRUCK	MITSUBISHI	FUSO TYPE FM.215 H	1980	1,300	10.300.000	13.390.000
2136	401261 00565	TRUCK	MITSUBISHI	FV 411 H (TRUCK PRIME MOVER)	2008	1,300	319.000.000	414.700.000
2137	401261 00566	TRUCK	MITSUBISHI	FV 411 J / 17.737CC (TRUCK TRAILER)	1998	1,300	192.000.000	249.600.000
2138	401261 00555	TRUCK	MITSUBISHI	FV 411 R	1998	1,300	112.000.000	145.600.000
2139	401261 00571	TRUCK	MITSUBISHI	FV 411R SELF LOADER TRUCK 20.089cc	2007	1,300	310.000.000	403.000.000
2140	401261 00572	TRUCK	MITSUBISHI	FV 414 JR (SELF LOADER)	1996	1,300	120.000.000	156.000.000
2141	401261 00572	TRUCK	MITSUBISHI	FV 414 JR (SELF LOADER)	1995	1,300	114.000.000	148.200.000
2142	401261 00572	TRUCK	MITSUBISHI	FV 414 JR (SELF LOADER)	1994	1,300	108.000.000	140.400.000
2143	401261 00572	TRUCK	MITSUBISHI	FV 414 JR (SELF LOADER)	1993	1,300	103.000.000	133.900.000
2144	401261 00557	TRUCK	MITSUBISHI	FV 415 J (MIXER TRUCK)	2010	1,300	260.000.000	338.000.000
2145	401261 00557	TRUCK	MITSUBISHI	FV 415 J (MIXER TRUCK)	2009	1,300	248.000.000	322.400.000
2146	401261 00557	TRUCK	MITSUBISHI	FV 415 J (MIXER TRUCK)	2006	1,300	213.000.000	276.900.000
2147	401261 00557	TRUCK	MITSUBISHI	FV 415 J (MIXER TRUCK)	1997	1,300	109.000.000	141.700.000
2148	401261 00558	TRUCK	MITSUBISHI	FV 416 J	2007	1,300	233.000.000	302.900.000
2149	401261 00559	TRUCK	MITSUBISHI	FV 416 T / 16.752cc	1998	1,300	130.000.000	169.000.000
2150	401261 00560	TRUCK	MITSUBISHI	FV 418 H / 11.149CC	1992	1,300	139.000.000	180.700.000
2151	401261 00561	TRUCK	MITSUBISHI	FV 419 R (CRANE)	2005	1,300	213.000.000	276.900.000
2152	401261 00567	TRUCK	MITSUBISHI	FV 513 H (TRUCK PRIME MOVER)	2008	1,300	350.900.000	456.170.000
2153	401261 00562	TRUCK	MITSUBISHI	MITSUBISHI FUSO FXJ3W D (6X4) M/T	2018	1,300	736.000.000	956.800.000
2154	401261 00563	TRUCK	MITSUBISHI	MITSUBISHI FUSO FZY1W 280T (4X2) M/T	2018	1,300	801.000.000	1.041.300.000
2155	401284 00252	TRUCK	NISSAN	620 GNT	1996	1,300	118.000.000	153.400.000
2156	401284 00252	TRUCK	NISSAN	620 GNT	1995	1,300	91.000.000	118.300.000
2157	401284 00252	TRUCK	NISSAN	620 GNT	1994	1,300	78.000.000	101.400.000
2158	401284 00253	TRUCK	NISSAN	CABAL	1981	1,300	15.000.000	19.500.000
2159	401284 00253	TRUCK	NISSAN	CABAL	1980	1,300	14.000.000	18.200.000
2160	401284 00254	TRUCK	NISSAN	CB 87P (FRONT ENGINE)	2006	1,300	198.000.000	257.400.000
2161	401284 00255	TRUCK	NISSAN	CBB 520 HMNA	1996	1,300	105.000.000	136.500.000
2162	401284 00255	TRUCK	NISSAN	CBB 520 HMNA	1995	1,300	98.000.000	127.400.000
2163	401284 00256	TRUCK	NISSAN	CCP 88 S	1997	1,300	131.000.000	170.300.000
2164	401284 00259	TRUCK	NISSAN	CD 450 HN	1998	1,300	165.000.000	214.500.000
2165	401284 00260	TRUCK	NISSAN	CD 450 UN / 11.149cc	1995	1,300	117.000.000	152.100.000
2166	401284 00261	TRUCK	NISSAN	CD 450 VC	1995	1,300	87.000.000	113.100.000
2167	401284 00257	TRUCK	NISSAN	CD 45 HN	1998	1,300	165.000.000	214.500.000
2168	401284 00258	TRUCK	NISSAN	CD 45 V	1992	1,300	90.000.000	117.000.000
2169	401284 00262	TRUCK	NISSAN	CD 46 GT	1992	1,300	91.000.000	118.300.000
2170	401284 00263	TRUCK	NISSAN	CD 46 P	1997	1,300	136.000.000	176.800.000
2171	401284 00264	TRUCK	NISSAN	CD 46 U	1992	1,300	75.000.000	97.500.000
2172	401284 00265	TRUCK	NISSAN	CD 520 HN / (TRUCK)	1997	1,300	133.000.000	172.900.000
2173	401284 00266	TRUCK	NISSAN	CD 53 P / 11.000cc (TRUCK)	1996	1,300	118.000.000	153.400.000
2174	401284 00267	TRUCK	NISSAN	CDA 12 M1	1997	1,300	100.000.000	130.000.000
2175	401284 00268	TRUCK	NISSAN	CDA 211 KHRR	2004	1,300	228.000.000	296.400.000
2176	401284 00268	TRUCK	NISSAN	CDA 211 KHRR	2003	1,300	226.000.000	293.800.000
2177	401284 00269	TRUCK	NISSAN	CDA 211 MHRR	2004	1,300	228.000.000	296.400.000
2178	401284 00269	TRUCK	NISSAN	CDA 211 MHRR	2003	1,300	226.000.000	293.800.000
2179	401284 00270	TRUCK	NISSAN	CDA 211 NHRR	2004	1,300	228.000.000	296.400.000
2180	401284 00270	TRUCK	NISSAN	CDA 211 NHRR	2003	1,300	226.000.000	293.800.000

NO	KODING	JENIS	MEREK	TIPE	TH BUAT	BOBOT	NJKB	DP PKB
1	2	3	4	5	6	7	8	9
2181	401284 00271	TRUCK	NISSAN	CDA 211 PHRR	2004	1,300	228.000.000	296.400.000
2182	401284 00271	TRUCK	NISSAN	CDA 211 PHRR	2003	1,300	226.000.000	293.800.000
2183	401284 00272	TRUCK	NISSAN	CDA 211 SHRR	2006	1,300	239.000.000	310.700.000
2184	401284 00272	TRUCK	NISSAN	CDA 211 SHRR	2005	1,300	230.000.000	299.000.000
2185	401284 00273	TRUCK	NISSAN	CF 45 G / 11.670cc	1997	1,300	122.000.000	158.600.000
2186	401284 00274	TRUCK	NISSAN	CF 46 G / 15.115cc	1997	1,300	131.000.000	170.300.000
2187	401284 00275	TRUCK	NISSAN	CG 450	1996	1,300	125.000.000	162.500.000
2188	401284 00276	TRUCK	NISSAN	CK 12 B. 7400cc	1990	1,300	41.000.000	53.300.000
2189	401284 00276	TRUCK	NISSAN	CK 12 B. 7400cc	1989	1,300	38.000.000	49.400.000
2190	401284 00277	TRUCK	NISSAN	CK 450 SN / 12.503cc (TRUCK)	1996	1,300	117.000.000	152.100.000
2191	401284 00278	TRUCK	NISSAN	CK 50 BT	1993	1,300	90.000.000	117.000.000
2192	401284 00279	TRUCK	NISSAN	CK 631 SHT / 18.894cc TRUCK	2000	1,300	187.000.000	243.100.000
2193	401284 00280	TRUCK	NISSAN	CKA 12 BTX	2004	1,300	266.000.000	345.800.000
2194	401284 00280	TRUCK	NISSAN	CKA 12 BTX	2003	1,300	264.000.000	343.200.000
2195	401284 00280	TRUCK	NISSAN	CKA 12 BTX	2002	1,300	257.000.000	334.100.000
2196	401284 00280	TRUCK	NISSAN	CKA 12 BTX	2001	1,300	239.000.000	310.700.000
2197	401284 00280	TRUCK	NISSAN	CKA 12 BTX	2000	1,300	220.000.000	286.000.000
2198	401284 00280	TRUCK	NISSAN	CKA 12 BTX	1999	1,300	198.000.000	257.400.000
2199	401284 00280	TRUCK	NISSAN	CKA 12 BTX	1998	1,300	182.000.000	236.600.000
2200	401284 00280	TRUCK	NISSAN	CKA 12 BTX	1997	1,300	164.000.000	213.200.000
2201	401284 00281	TRUCK	NISSAN	CKA 12 E. 7400cc	2000	1,300	160.000.000	208.000.000
2202	401284 00281	TRUCK	NISSAN	CKA 12 E. 7400cc	1999	1,300	135.000.000	175.500.000
2203	401284 00281	TRUCK	NISSAN	CKA 12 E. 7400cc	1998	1,300	127.000.000	165.100.000
2204	401284 00281	TRUCK	NISSAN	CKA 12 E. 7400cc	1997	1,300	119.000.000	154.700.000
2205	401284 00281	TRUCK	NISSAN	CKA 12 E. 7400cc	1996	1,300	116.000.000	150.800.000
2206	401284 00281	TRUCK	NISSAN	CKA 12 E. 7400cc	1995	1,300	69.000.000	89.700.000
2207	401284 00281	TRUCK	NISSAN	CKA 12 E. 7400cc	1994	1,300	64.000.000	83.200.000
2208	401284 00281	TRUCK	NISSAN	CKA 12 E. 7400cc	1993	1,300	59.000.000	76.700.000
2209	401284 00281	TRUCK	NISSAN	CKA 12 E. 7400cc	1992	1,300	55.000.000	71.500.000
2210	401284 00281	TRUCK	NISSAN	CKA 12 E. 7400cc	1991	1,300	51.000.000	66.300.000
2211	401284 00281	TRUCK	NISSAN	CKA 12 E. 7400cc	1990	1,300	48.000.000	62.400.000
2212	401284 00281	TRUCK	NISSAN	CKA 12 E. 7400cc	1989	1,300	45.000.000	58.500.000
2213	401284 00282	TRUCK	NISSAN	CKA 12 G	1989	1,300	47.000.000	61.100.000
2214	401284 00282	TRUCK	NISSAN	CKA 12 G	1988	1,300	43.000.000	55.900.000
2215	401284 00282	TRUCK	NISSAN	CKA 12 G	1987	1,300	40.000.000	52.000.000
2216	401284 00282	TRUCK	NISSAN	CKA 12 G	1986	1,300	37.000.000	48.100.000
2217	401284 00282	TRUCK	NISSAN	CKA 12 G	1985	1,300	34.000.000	44.200.000
2218	401284 00283	TRUCK	NISSAN	CKA 12 H 7400cc	2000	1,300	160.000.000	208.000.000
2219	401284 00283	TRUCK	NISSAN	CKA 12 H 7400cc	1999	1,300	135.000.000	175.500.000
2220	401284 00283	TRUCK	NISSAN	CKA 12 H 7400cc	1998	1,300	127.000.000	165.100.000
2221	401284 00283	TRUCK	NISSAN	CKA 12 H 7400cc	1997	1,300	119.000.000	154.700.000
2222	401284 00283	TRUCK	NISSAN	CKA 12 H 7400cc	1996	1,300	116.000.000	150.800.000
2223	401284 00283	TRUCK	NISSAN	CKA 12 H 7400cc	1995	1,300	69.000.000	89.700.000
2224	401284 00283	TRUCK	NISSAN	CKA 12 H 7400cc	1994	1,300	64.000.000	83.200.000
2225	401284 00283	TRUCK	NISSAN	CKA 12 H 7400cc	1993	1,300	59.000.000	76.700.000
2226	401284 00283	TRUCK	NISSAN	CKA 12 H 7400cc	1992	1,300	55.000.000	71.500.000
2227	401284 00283	TRUCK	NISSAN	CKA 12 H 7400cc	1991	1,300	51.000.000	66.300.000
2228	401284 00283	TRUCK	NISSAN	CKA 12 H 7400cc	1990	1,300	48.000.000	62.400.000
2229	401284 00283	TRUCK	NISSAN	CKA 12 H 7400cc	1989	1,300	45.000.000	58.500.000
2230	401284 00284	TRUCK	NISSAN	CKA 12 HHT	2004	1,300	218.000.000	283.400.000
2231	401284 00284	TRUCK	NISSAN	CKA 12 HHT	2003	1,300	216.000.000	280.800.000
2232	401284 00284	TRUCK	NISSAN	CKA 12 HHT	2002	1,300	208.000.000	270.400.000
2233	401284 00284	TRUCK	NISSAN	CKA 12 HHT	2001	1,300	198.000.000	257.400.000
2234	401284 00284	TRUCK	NISSAN	CKA 12 HHT	2000	1,300	164.000.000	213.200.000
2235	401284 00284	TRUCK	NISSAN	CKA 12 HHT	1999	1,300	134.000.000	174.200.000
2236	401284 00284	TRUCK	NISSAN	CKA 12 HHT	1998	1,300	114.000.000	148.200.000
2237	401284 00284	TRUCK	NISSAN	CKA 12 HHT	1997	1,300	94.000.000	122.200.000
2238	401284 00284	TRUCK	NISSAN	CKA 12 HHT	1996	1,300	72.000.000	93.600.000
2239	401284 00284	TRUCK	NISSAN	CKA 12 HHT	1995	1,300	67.000.000	87.100.000
2240	401284 00284	TRUCK	NISSAN	CKA 12 HHT	1994	1,300	62.000.000	80.600.000
2241	401284 00284	TRUCK	NISSAN	CKA 12 HHT	1993	1,300	58.000.000	75.400.000
2242	401284 00285	TRUCK	NISSAN	CKA 12 HHT 2	2004	1,300	218.000.000	283.400.000
2243	401284 00285	TRUCK	NISSAN	CKA 12 HHT 2	2003	1,300	216.000.000	280.800.000
2244	401284 00285	TRUCK	NISSAN	CKA 12 HHT 2	2002	1,300	208.000.000	270.400.000
2245	401284 00285	TRUCK	NISSAN	CKA 12 HHT 2	2001	1,300	198.000.000	257.400.000
2246	401284 00285	TRUCK	NISSAN	CKA 12 HHT 2	2000	1,300	164.000.000	213.200.000
2247	401284 00285	TRUCK	NISSAN	CKA 12 HHT 2	1999	1,300	137.000.000	178.100.000
2248	401284 00285	TRUCK	NISSAN	CKA 12 HHT 2	1998	1,300	114.000.000	148.200.000
2249	401284 00285	TRUCK	NISSAN	CKA 12 HHT 2	1997	1,300	94.000.000	122.200.000
2250	401284 00285	TRUCK	NISSAN	CKA 12 HHT 2	1996	1,300	72.000.000	93.600.000
2251	401284 00285	TRUCK	NISSAN	CKA 12 HHT 2	1995	1,300	67.000.000	87.100.000
2252	401284 00285	TRUCK	NISSAN	CKA 12 HHT 2	1994	1,300	62.000.000	80.600.000
2253	401284 00285	TRUCK	NISSAN	CKA 12 HHT 2	1993	1,300	58.000.000	75.400.000
2254	401284 00286	TRUCK	NISSAN	CKA 12 HHT 7.412cc	1992	1,300	55.000.000	71.500.000
2255	401284 00287	TRUCK	NISSAN	CKA 12 HHTM	1999	1,300	100.000.000	130.000.000
2256	401284 00288	TRUCK	NISSAN	CKA 12 HHTP	1999	1,300	100.000.000	130.000.000
2257	401284 00289	TRUCK	NISSAN	CKA 12 KHT	2004	1,300	218.000.000	283.400.000
2258	401284 00289	TRUCK	NISSAN	CKA 12 KHT	2003	1,300	216.000.000	280.800.000
2259	401284 00289	TRUCK	NISSAN	CKA 12 KHT	2002	1,300	208.000.000	270.400.000
2260	401284 00290	TRUCK	NISSAN	CKA 12 L	1989	1,300	47.000.000	61.100.000
2261	401284 00290	TRUCK	NISSAN	CKA 12 L	1988	1,300	43.000.000	55.900.000
2262	401284 00290	TRUCK	NISSAN	CKA 12 L	1987	1,300	40.000.000	52.000.000
2263	401284 00290	TRUCK	NISSAN	CKA 12 L	1986	1,300	37.000.000	48.100.000
2264	401284 00290	TRUCK	NISSAN	CKA 12 L	1985	1,300	34.000.000	44.200.000
2265	401284 00291	TRUCK	NISSAN	CKA 12 NHT	2004	1,300	218.000.000	283.400.000
2266	401284 00291	TRUCK	NISSAN	CKA 12 NHT	2003	1,300	216.000.000	280.800.000
2267	401284 00291	TRUCK	NISSAN	CKA 12 NHT	2002	1,300	208.000.000	270.400.000
2268	401284 00292	TRUCK	NISSAN	CKA 87 H	2004	1,300	198.000.000	257.400.000
2269	401284 00292	TRUCK	NISSAN	CKA 87 H	2003	1,300	196.000.000	254.800.000
2270	401284 00292	TRUCK	NISSAN	CKA 87 H	2002	1,300	191.000.000	248.300.000
2271	401284 00292	TRUCK	NISSAN	CKA 87 H	2001	1,300	176.000.000	228.800.000

NO	KODING	JENIS	MEREK	TIPE	TH BUAT	BOBOT	NJKB	DP PKB
1	2	3	4	5	6	7	8	9
2272	401284 00293	TRUCK	NISSAN	CKA 87 K	2004	1,300	198.000.000	257.400.000
2273	401284 00293	TRUCK	NISSAN	CKA 87 K	2003	1,300	196.000.000	254.800.000
2274	401284 00293	TRUCK	NISSAN	CKA 87 K	2002	1,300	191.000.000	248.300.000
2275	401284 00293	TRUCK	NISSAN	CKA 87 K	2001	1,300	176.000.000	228.800.000
2276	401284 00293	TRUCK	NISSAN	CKA 87 K	2000	1,300	147.000.000	191.100.000
2277	401284 00293	TRUCK	NISSAN	CKA 87 K	1999	1,300	122.000.000	158.600.000
2278	401284 00293	TRUCK	NISSAN	CKA 87 K	1998	1,300	101.000.000	131.300.000
2279	401284 00293	TRUCK	NISSAN	CKA 87 K	1997	1,300	84.000.000	109.200.000
2280	401284 00293	TRUCK	NISSAN	CKA 87 K	1996	1,300	67.000.000	87.100.000
2281	401284 00293	TRUCK	NISSAN	CKA 87 K	1995	1,300	65.000.000	84.500.000
2282	401284 00293	TRUCK	NISSAN	CKA 87 K	1994	1,300	63.000.000	81.900.000
2283	401284 00293	TRUCK	NISSAN	CKA 87 K	1993	1,300	61.000.000	79.300.000
2284	401284 00293	TRUCK	NISSAN	CKA 87 K	1992	1,300	56.000.000	72.800.000
2285	401284 00293	TRUCK	NISSAN	CKA 87 K	1991	1,300	52.000.000	67.600.000
2286	401284 00293	TRUCK	NISSAN	CKA 87 K	1990	1,300	49.000.000	63.700.000
2287	401284 00294	TRUCK	NISSAN	CKA 87 N	2004	1,300	198.000.000	257.400.000
2288	401284 00294	TRUCK	NISSAN	CKA 87 N	2003	1,300	196.000.000	254.800.000
2289	401284 00294	TRUCK	NISSAN	CKA 87 N	2002	1,300	191.000.000	248.300.000
2290	401284 00294	TRUCK	NISSAN	CKA 87 N	2001	1,300	176.000.000	228.800.000
2291	401284 00294	TRUCK	NISSAN	CKA 87 N	2000	1,300	147.000.000	191.100.000
2292	401284 00294	TRUCK	NISSAN	CKA 87 N	1999	1,300	122.000.000	158.600.000
2293	401284 00294	TRUCK	NISSAN	CKA 87 N	1998	1,300	101.000.000	131.300.000
2294	401284 00294	TRUCK	NISSAN	CKA 87 N	1997	1,300	84.000.000	109.200.000
2295	401284 00294	TRUCK	NISSAN	CKA 87 N	1996	1,300	67.000.000	87.100.000
2296	401284 00294	TRUCK	NISSAN	CKA 87 N	1995	1,300	65.000.000	84.500.000
2297	401284 00294	TRUCK	NISSAN	CKA 87 N	1994	1,300	63.000.000	81.900.000
2298	401284 00294	TRUCK	NISSAN	CKA 87 N	1993	1,300	61.000.000	79.300.000
2299	401284 00294	TRUCK	NISSAN	CKA 87 N	1992	1,300	56.000.000	72.800.000
2300	401284 00294	TRUCK	NISSAN	CKA 87 N	1991	1,300	52.000.000	67.600.000
2301	401284 00294	TRUCK	NISSAN	CKA 87 N	1990	1,300	49.000.000	63.700.000
2302	401284 00295	TRUCK	NISSAN	CKA BTX 1	2004	1,300	266.000.000	345.800.000
2303	401284 00295	TRUCK	NISSAN	CKA BTX 1	2003	1,300	264.000.000	343.200.000
2304	401284 00295	TRUCK	NISSAN	CKA BTX 1	2002	1,300	257.000.000	334.100.000
2305	401284 00295	TRUCK	NISSAN	CKA BTX 1	2001	1,300	239.000.000	310.700.000
2306	401284 00295	TRUCK	NISSAN	CKA BTX 1	2000	1,300	220.000.000	286.000.000
2307	401284 00295	TRUCK	NISSAN	CKA BTX 1	1999	1,300	198.000.000	257.400.000
2308	401284 00295	TRUCK	NISSAN	CKA BTX 1	1998	1,300	182.000.000	236.600.000
2309	401284 00295	TRUCK	NISSAN	CKA BTX 1	1997	1,300	164.000.000	213.200.000
2310	401284 00296	TRUCK	NISSAN	CL 80 F / 6.775cc	1996	1,300	103.000.000	133.900.000
2311	401284 00297	TRUCK	NISSAN	CM 86 F / 15.100cc	1996	1,300	109.000.000	141.700.000
2312	401284 00299	TRUCK	NISSAN	CP8 147 TRUCK 7412cc	1991	1,300	54.000.000	70.200.000
2313	401284 00298	TRUCK	NISSAN	CP 87 N / 7.500cc	1996	1,300	112.000.000	145.600.000
2314	401284 00300	TRUCK	NISSAN	CV 450 MN (KEMUDI KEMBAR)	1998	1,300	203.000.000	263.900.000
2315	401284 00300	TRUCK	NISSAN	CV 450 MN (KEMUDI KEMBAR)	1997	1,300	184.000.000	239.200.000
2316	401284 00300	TRUCK	NISSAN	CV 450 MN (KEMUDI KEMBAR)	1996	1,300	166.000.000	215.800.000
2317	401284 00300	TRUCK	NISSAN	CV 450 MN (KEMUDI KEMBAR)	1995	1,300	150.000.000	195.000.000
2318	401284 00301	TRUCK	NISSAN	CV 450 YN (KEMUDI KEMBAR)	1998	1,300	190.000.000	247.000.000
2319	401284 00302	TRUCK	NISSAN	CV 46 L (KEMUDI KEMBAR)	1996	1,300	129.000.000	167.700.000
2320	401284 00303	TRUCK	NISSAN	CV 46 N (KEMUDI KEMBAR)	1996	1,300	129.000.000	167.700.000
2321	401284 00304	TRUCK	NISSAN	CW 46 H	1993	1,300	110.000.000	143.000.000
2322	401284 00402	TRUCK	NISSAN	CW 520 HN (TANDUM MIXER)	2000	1,300	192.000.000	249.600.000
2323	401284 00307	TRUCK	NISSAN	CW 520 HV/ 11.000cc (TRUCK)	1998	1,300	173.000.000	224.900.000
2324	401284 00307	TRUCK	NISSAN	CW 520 HV/ 11.000cc (TRUCK)	1997	1,300	157.000.000	204.100.000
2325	401284 00307	TRUCK	NISSAN	CW 520 HV/ 11.000cc (TRUCK)	1996	1,300	149.000.000	193.700.000
2326	401284 00307	TRUCK	NISSAN	CW 520 HV/ 11.000cc (TRUCK)	1995	1,300	144.000.000	187.200.000
2327	401284 00307	TRUCK	NISSAN	CW 520 HV/ 11.000cc (TRUCK)	1994	1,300	136.000.000	176.800.000
2328	401284 00307	TRUCK	NISSAN	CW 520 HV/ 11.000cc (TRUCK)	1993	1,300	130.000.000	169.000.000
2329	401284 00306	TRUCK	NISSAN	CW 520 HV / 16991 CC	1999	1,300	159.000.000	206.700.000
2330	401284 00305	TRUCK	NISSAN	CW 52 P	1996	1,300	127.000.000	165.100.000
2331	401284 00308	TRUCK	NISSAN	CW 53 H / 15.115cc	1990	1,300	115.000.000	149.500.000
2332	401284 00309	TRUCK	NISSAN	CW 53 H / 16.991cc	1997	1,300	121.000.000	157.300.000
2333	401284 00310	TRUCK	NISSAN	CW 53 P / 15.115cc	1998	1,300	123.000.000	159.900.000
2334	401284 00311	TRUCK	NISSAN	CW 53 RHH / 11.945cc	2001	1,300	168.000.000	218.400.000
2335	401284 00312	TRUCK	NISSAN	CW 54 H (TRUCK)	1997	1,300	117.000.000	152.100.000
2336	401284 00312	TRUCK	NISSAN	CW 54 H (TRUCK)	1996	1,300	110.000.000	143.000.000
2337	401284 00312	TRUCK	NISSAN	CW 54 H (TRUCK)	1995	1,300	103.000.000	133.900.000
2338	401284 00313	TRUCK	NISSAN	CW 610 N (TRUCK)	1998	1,300	166.000.000	215.800.000
2339	401284 00313	TRUCK	NISSAN	CW 610 N (TRUCK)	1997	1,300	146.000.000	189.800.000
2340	401284 00313	TRUCK	NISSAN	CW 610 N (TRUCK)	1996	1,300	141.000.000	183.300.000
2341	401284 00313	TRUCK	NISSAN	CW 610 N (TRUCK)	1995	1,300	137.000.000	178.100.000
2342	401284 00313	TRUCK	NISSAN	CW 610 N (TRUCK)	1994	1,300	125.000.000	162.500.000
2343	401284 00313	TRUCK	NISSAN	CW 610 N (TRUCK)	1993	1,300	119.000.000	154.700.000
2344	401284 00314	TRUCK	NISSAN	CW 610 P (TRUCK)	1998	1,300	166.000.000	215.800.000
2345	401284 00314	TRUCK	NISSAN	CW 610 P (TRUCK)	1997	1,300	146.000.000	189.800.000
2346	401284 00314	TRUCK	NISSAN	CW 610 P (TRUCK)	1996	1,300	141.000.000	183.300.000
2347	401284 00314	TRUCK	NISSAN	CW 610 P (TRUCK)	1995	1,300	137.000.000	178.100.000
2348	401284 00314	TRUCK	NISSAN	CW 610 P (TRUCK)	1994	1,300	125.000.000	162.500.000
2349	401284 00314	TRUCK	NISSAN	CW 610 P (TRUCK)	1993	1,300	119.000.000	154.700.000
2350	401284 00315	TRUCK	NISSAN	CW 610 V (TRUCK)	1998	1,300	166.000.000	215.800.000
2351	401284 00315	TRUCK	NISSAN	CW 610 V (TRUCK)	1997	1,300	146.000.000	189.800.000
2352	401284 00315	TRUCK	NISSAN	CW 610 V (TRUCK)	1996	1,300	141.000.000	183.300.000
2353	401284 00315	TRUCK	NISSAN	CW 610 V (TRUCK)	1995	1,300	137.000.000	178.100.000
2354	401284 00315	TRUCK	NISSAN	CW 610 V (TRUCK)	1994	1,300	125.000.000	162.500.000
2355	401284 00315	TRUCK	NISSAN	CW 610 V (TRUCK)	1993	1,300	119.000.000	154.700.000
2356	401284 00316	TRUCK	NISSAN	CW 66 UE / 16.991cc	1990	1,300	175.000.000	227.500.000
2357	401284 00317	TRUCK	NISSAN	CWA 12 HHT M (6x2)	1997	1,300	98.000.000	127.400.000
2358	401284 00317	TRUCK	NISSAN	CWA 12 HHT M (6x2)	1996	1,300	92.000.000	119.600.000
2359	401284 00317	TRUCK	NISSAN	CWA 12 HHT M (6x2)	1995	1,300	85.000.000	110.500.000
2360	401284 00317	TRUCK	NISSAN	CWA 12 HHT M (6x2)	1994	1,300	79.000.000	102.700.000
2361	401284 00318	TRUCK	NISSAN	CWA 12 M	2004	1,300	301.000.000	391.300.000
2362	401284 00318	TRUCK	NISSAN	CWA 12 M	2003	1,300	299.000.000	388.700.000

NO	KODING	JENIS	MEREK	TIPE	TH BUAT	BOBOT	NJKB	DP PKB
1	2	3	4	5	6	7	8	9
2363	401284 00318	TRUCK	NISSAN	CWA 12 M	2002	1,300	291.000.000	378.300.000
2364	401284 00318	TRUCK	NISSAN	CWA 12 M	2001	1,300	264.000.000	343.200.000
2365	401284 00318	TRUCK	NISSAN	CWA 12 M	2000	1,300	220.000.000	286.000.000
2366	401284 00318	TRUCK	NISSAN	CWA 12 M	1999	1,300	182.000.000	236.600.000
2367	401284 00318	TRUCK	NISSAN	CWA 12 M	1998	1,300	151.000.000	196.300.000
2368	401284 00318	TRUCK	NISSAN	CWA 12 M	1997	1,300	126.000.000	163.800.000
2369	401284 00318	TRUCK	NISSAN	CWA 12 M	1996	1,300	96.000.000	124.800.000
2370	401284 00318	TRUCK	NISSAN	CWA 12 M	1995	1,300	94.000.000	122.200.000
2371	401284 00318	TRUCK	NISSAN	CWA 12 M	1994	1,300	92.000.000	119.600.000
2372	401284 00319	TRUCK	NISSAN	CWA 12 MS	2004	1,300	301.000.000	391.300.000
2373	401284 00319	TRUCK	NISSAN	CWA 12 MS	2003	1,300	299.000.000	388.700.000
2374	401284 00319	TRUCK	NISSAN	CWA 12 MS	2002	1,300	291.000.000	378.300.000
2375	401284 00319	TRUCK	NISSAN	CWA 12 MS	2001	1,300	264.000.000	343.200.000
2376	401284 00319	TRUCK	NISSAN	CWA 12 MS	2000	1,300	220.000.000	286.000.000
2377	401284 00319	TRUCK	NISSAN	CWA 12 MS	1999	1,300	182.000.000	236.600.000
2378	401284 00319	TRUCK	NISSAN	CWA 12 MS	1998	1,300	151.000.000	196.300.000
2379	401284 00319	TRUCK	NISSAN	CWA 12 MS	1997	1,300	126.000.000	163.800.000
2380	401284 00319	TRUCK	NISSAN	CWA 12 MS	1996	1,300	96.000.000	124.800.000
2381	401284 00320	TRUCK	NISSAN	CWA 211 KHRR	2004	1,300	237.000.000	308.100.000
2382	401284 00320	TRUCK	NISSAN	CWA 211 KHRR	2003	1,300	235.000.000	305.500.000
2383	401284 00321	TRUCK	NISSAN	CWA 211 KHRR-S	2004	1,300	237.000.000	308.100.000
2384	401284 00321	TRUCK	NISSAN	CWA 211 KHRR-S	2003	1,300	235.000.000	305.500.000
2385	401284 00322	TRUCK	NISSAN	CWA 211 MHRR	2006	1,300	221.000.000	287.300.000
2386	401284 00322	TRUCK	NISSAN	CWA 211 MHRR	2005	1,300	212.000.000	275.600.000
2387	401284 00322	TRUCK	NISSAN	CWA 211 MHRR	2004	1,300	210.000.000	273.000.000
2388	401284 00322	TRUCK	NISSAN	CWA 211 MHRR	2003	1,300	208.000.000	270.400.000
2389	401284 00323	TRUCK	NISSAN	CWA 211 MHRR-S	2004	1,300	237.000.000	308.100.000
2390	401284 00323	TRUCK	NISSAN	CWA 211 MHRR-S	2003	1,300	235.000.000	305.500.000
2391	401284 00324	TRUCK	NISSAN	CWA 211 NHRR	2004	1,300	237.000.000	308.100.000
2392	401284 00324	TRUCK	NISSAN	CWA 211 NHRR	2003	1,300	235.000.000	305.500.000
2393	401284 00325	TRUCK	NISSAN	CWA 211 NHRR-S	2004	1,300	237.000.000	308.100.000
2394	401284 00325	TRUCK	NISSAN	CWA 211 NHRR-S	2003	1,300	235.000.000	305.500.000
2395	401284 00326	TRUCK	NISSAN	CWA 211 PHRR	2004	1,300	237.000.000	308.100.000
2396	401284 00326	TRUCK	NISSAN	CWA 211 PHRR	2003	1,300	235.000.000	305.500.000
2397	401284 00327	TRUCK	NISSAN	CWA 211 PHRR-S	2005	1,300	242.000.000	314.600.000
2398	401284 00327	TRUCK	NISSAN	CWA 211 PHRR-S	2004	1,300	237.000.000	308.100.000
2399	401284 00327	TRUCK	NISSAN	CWA 211 PHRR-S	2003	1,300	235.000.000	305.500.000
2400	401284 00328	TRUCK	NISSAN	CWA 430	1998	1,300	107.000.000	139.100.000
2401	401284 00328	TRUCK	NISSAN	CWA 430	1997	1,300	99.000.000	128.700.000
2402	401284 00329	TRUCK	NISSAN	CWA 45 H	1995	1,300	118.000.000	153.400.000
2403	401284 00330	TRUCK	NISSAN	CWA 45 HT	1994	1,300	72.000.000	93.600.000
2404	401284 00330	TRUCK	NISSAN	CWA 45 HT	1993	1,300	67.000.000	87.100.000
2405	401284 00330	TRUCK	NISSAN	CWA 45 HT	1992	1,300	62.000.000	80.600.000
2406	401284 00330	TRUCK	NISSAN	CWA 45 HT	1991	1,300	57.000.000	74.100.000
2407	401284 00331	TRUCK	NISSAN	CWA 45 S	1998	1,300	157.000.000	204.100.000
2408	401284 00331	TRUCK	NISSAN	CWA 45 S	1997	1,300	124.000.000	161.200.000
2409	401284 00332	TRUCK	NISSAN	CWA 53 H 15.115cc	1994	1,300	105.000.000	136.500.000
2410	401284 00333	TRUCK	NISSAN	CWA 53 HMN / 15.115cc	1994	1,300	105.000.000	136.500.000
2411	401284 00334	TRUCK	NISSAN	CWA 53 HMNA / 15.115cc	1994	1,300	105.000.000	136.500.000
2412	401284 00335	TRUCK	NISSAN	CWA 53 HTN / 15.115cc	1994	1,300	105.000.000	136.500.000
2413	401284 00336	TRUCK	NISSAN	CWB 450 HMNT	1996	1,300	105.000.000	136.500.000
2414	401284 00336	TRUCK	NISSAN	CWB 450 HMNT	1995	1,300	98.000.000	127.400.000
2415	401284 00337	TRUCK	NISSAN	CWB 450 PHH	1996	1,300	105.000.000	136.500.000
2416	401284 00337	TRUCK	NISSAN	CWB 450 PHH	1995	1,300	98.000.000	127.400.000
2417	401284 00340	TRUCK	NISSAN	CWB45 ALDN	2012	1,300	403.000.000	523.900.000
2418	401284 00340	TRUCK	NISSAN	CWB45 ALDN	2011	1,300	383.000.000	497.900.000
2419	401284 00340	TRUCK	NISSAN	CWB45 ALDN	2010	1,300	364.000.000	473.200.000
2420	401284 00340	TRUCK	NISSAN	CWB45 ALDN	2009	1,300	346.000.000	449.800.000
2421	401284 00340	TRUCK	NISSAN	CWB45 ALDN	2008	1,300	329.000.000	427.700.000
2422	401284 00338	TRUCK	NISSAN	CWB 520 LDN / 16.991cc	2002	1,300	282.000.000	366.600.000
2423	401284 00339	TRUCK	NISSAN	CWB 54 L	1999	1,300	200.000.000	260.000.000
2424	401284 00341	TRUCK	NISSAN	CWM 330 M TRUCK 9.203cc	2007	1,300	277.000.000	360.100.000
2425	401284 00342	TRUCK	NISSAN	CWM 432 HTRA	2005	1,300	294.000.000	382.200.000
2426	401284 00342	TRUCK	NISSAN	CWM 432 HTRA	2004	1,300	287.000.000	373.100.000
2427	401284 00342	TRUCK	NISSAN	CWM 432 HTRA	2003	1,300	273.000.000	354.900.000
2428	401284 00343	TRUCK	NISSAN	CWM 432 MHRA	2005	1,300	264.000.000	343.200.000
2429	401284 00343	TRUCK	NISSAN	CWM 432 MHRA	2004	1,300	254.000.000	330.200.000
2430	401284 00343	TRUCK	NISSAN	CWM 432 MHRA	2003	1,300	249.000.000	323.700.000
2431	401284 00344	TRUCK	NISSAN	CWM 432 MMRA	2004	1,300	375.000.000	487.500.000
2432	401284 00344	TRUCK	NISSAN	CWM 432 MMRA	2003	1,300	373.000.000	484.900.000
2433	401284 00345	TRUCK	NISSAN	DATSUN C 20 VENETTE CBU	1984	1,300	13.000.000	16.900.000
2434	401284 00345	TRUCK	NISSAN	DATSUN C 20 VENETTE CBU	1983	1,300	12.000.000	15.600.000
2435	401284 00345	TRUCK	NISSAN	DATSUN C 20 VENETTE CBU	1982	1,300	11.000.000	14.300.000
2436	401284 00345	TRUCK	NISSAN	DATSUN C 20 VENETTE CBU	1981	1,300	10.000.000	13.000.000
2437	401284 00345	TRUCK	NISSAN	DATSUN C 20 VENETTE CBU	1980	1,300	9.000.000	11.700.000
2438	401284 00346	TRUCK	NISSAN	DIESEL CWB 450 HN /11.000cc	1997	1,300	141.000.000	183.300.000
2439	401284 00347	TRUCK	NISSAN	DIESEL CWB 520 PHN	1996	1,300	112.000.000	145.600.000
2440	401284 00347	TRUCK	NISSAN	DIESEL CWB 520 PHN	1995	1,300	104.000.000	135.200.000
2441	401284 00348	TRUCK	NISSAN	FS 416 U / 14.448cc (TRUCK)	1998	1,300	133.000.000	172.900.000
2442	401284 00349	TRUCK	NISSAN	FTGE	1984	1,300	13.000.000	16.900.000
2443	401284 00350	TRUCK	NISSAN	KG 50 V	1986	1,300	44.000.000	57.200.000
2444	401284 00351	TRUCK	NISSAN	LG 54 V	1995	1,300	98.000.000	127.400.000
2445	401284 00352	TRUCK	NISSAN	P JET A 52 JET HN	1992	1,300	404.000.000	525.200.000
2446	401284 00352	TRUCK	NISSAN	P JET A 52 JET HN	1991	1,300	383.000.000	497.900.000
2447	401284 00352	TRUCK	NISSAN	P JET A 52 JET HN	1990	1,300	326.000.000	423.800.000
2448	401284 00353	TRUCK	NISSAN	P JET A 52 PLN	1992	1,300	404.000.000	525.200.000
2449	401284 00353	TRUCK	NISSAN	P JET A 52 PLN	1991	1,300	383.000.000	497.900.000
2450	401284 00353	TRUCK	NISSAN	P JET A 52 PLN	1990	1,300	326.000.000	423.800.000
2451	401284 00354	TRUCK	NISSAN	P JET A 52 PPN	1992	1,300	404.000.000	525.200.000
2452	401284 00354	TRUCK	NISSAN	P JET A 52 PPN	1991	1,300	383.000.000	497.900.000
2453	401284 00354	TRUCK	NISSAN	P JET A 52 PPN	1990	1,300	326.000.000	423.800.000

NO	KODING	JENIS	MEREK	TIPE	TH BUAT	BOBOT	NJKB	DP PKB
1	2	3	4	5	6	7	8	9
2454	401284 00355	TRUCK	NISSAN	PK 211 HN / 11.000cc	1999	1,300	150.000.000	195.000.000
2455	401284 00356	TRUCK	NISSAN	PK 215 H	2010	1,300	250.000.000	325.000.000
2456	401284 00356	TRUCK	NISSAN	PK 215 H	2009	1,300	236.000.000	306.800.000
2457	401284 00356	TRUCK	NISSAN	PK 215 H	2008	1,300	225.000.000	292.500.000
2458	401284 00356	TRUCK	NISSAN	PK 215 H	2007	1,300	200.000.000	260.000.000
2459	401284 00357	TRUCK	NISSAN	PK 215 L	2010	1,300	255.000.000	331.500.000
2460	401284 00357	TRUCK	NISSAN	PK 215 L	2009	1,300	238.000.000	309.400.000
2461	401284 00357	TRUCK	NISSAN	PK 215 L	2008	1,300	227.000.000	295.100.000
2462	401284 00357	TRUCK	NISSAN	PK 215 L	2007	1,300	202.000.000	262.600.000
2463	401284 00358	TRUCK	NISSAN	PK 215 R	2010	1,300	260.000.000	338.000.000
2464	401284 00358	TRUCK	NISSAN	PK 215 R	2009	1,300	240.000.000	312.000.000
2465	401284 00358	TRUCK	NISSAN	PK 215 R	2008	1,300	229.000.000	297.700.000
2466	401284 00358	TRUCK	NISSAN	PK 215 R	2007	1,300	203.000.000	263.900.000
2467	401284 00358	TRUCK	NISSAN	PK 215 R	1996	1,300	119.000.000	154.700.000
2468	401284 00359	TRUCK	NISSAN	PK 251 RJ / 6.925cc (TRUCK)	2000	1,300	152.000.000	197.600.000
2469	401284 00401	TRUCK	NISSAN	PK 260 CT TRACTOR HEAD/TRAILER	2011	1,300	315.000.000	409.500.000
2470	401284 00401	TRUCK	NISSAN	PK 260 CT TRACTOR HEAD/TRAILER	2008	1,300	254.000.000	330.200.000
2471	401284 00360	TRUCK	NISSAN	PK 260 H	2010	1,300	272.000.000	353.600.000
2472	401284 00360	TRUCK	NISSAN	PK 260 H	2009	1,300	257.000.000	334.100.000
2473	401284 00360	TRUCK	NISSAN	PK 260 H	2008	1,300	245.000.000	318.500.000
2474	401284 00360	TRUCK	NISSAN	PK 260 H	2007	1,300	207.000.000	269.100.000
2475	401284 00361	TRUCK	NISSAN	PK 260 L	2010	1,300	275.000.000	357.500.000
2476	401284 00361	TRUCK	NISSAN	PK 260 L	2009	1,300	258.000.000	335.400.000
2477	401284 00361	TRUCK	NISSAN	PK 260 L	2008	1,300	246.000.000	319.800.000
2478	401284 00361	TRUCK	NISSAN	PK 260 L	2007	1,300	208.000.000	270.400.000
2479	401284 00362	TRUCK	NISSAN	PK 260 R	2010	1,300	280.000.000	364.000.000
2480	401284 00362	TRUCK	NISSAN	PK 260 R	2009	1,300	260.000.000	338.000.000
2481	401284 00362	TRUCK	NISSAN	PK 260 R	2008	1,300	248.000.000	322.400.000
2482	401284 00362	TRUCK	NISSAN	PK 260 R	2007	1,300	211.000.000	274.300.000
2483	401284 00363	TRUCK	NISSAN	PKC 211 CTRN	2004	1,300	183.000.000	237.900.000
2484	401284 00363	TRUCK	NISSAN	PKC 211 CTRN	2003	1,300	181.000.000	235.300.000
2485	401284 00364	TRUCK	NISSAN	PKC 211 CTRR	2004	1,300	183.000.000	237.900.000
2486	401284 00364	TRUCK	NISSAN	PKC 211 CTRR	2003	1,300	181.000.000	235.300.000
2487	401284 00365	TRUCK	NISSAN	PKC 211 HHRR	2007	1,300	198.000.000	257.400.000
2488	401284 00365	TRUCK	NISSAN	PKC 211 HHRR	2006	1,300	192.000.000	249.600.000
2489	401284 00365	TRUCK	NISSAN	PKC 211 HHRR	2005	1,300	185.000.000	240.500.000
2490	401284 00365	TRUCK	NISSAN	PKC 211 HHRR	2004	1,300	183.000.000	237.900.000
2491	401284 00365	TRUCK	NISSAN	PKC 211 HHRR	2003	1,300	181.000.000	235.300.000
2492	401284 00366	TRUCK	NISSAN	PKC 211 HHRR	2004	1,300	181.000.000	235.300.000
2493	401284 00366	TRUCK	NISSAN	PKC 211 HHRR	2003	1,300	179.000.000	232.700.000
2494	401284 00367	TRUCK	NISSAN	PKC 211 KHRN	2007	1,300	201.000.000	261.300.000
2495	401284 00367	TRUCK	NISSAN	PKC 211 KHRN	2006	1,300	198.000.000	257.400.000
2496	401284 00367	TRUCK	NISSAN	PKC 211 KHRN	2005	1,300	196.000.000	254.800.000
2497	401284 00367	TRUCK	NISSAN	PKC 211 KHRN	2004	1,300	183.000.000	237.900.000
2498	401284 00367	TRUCK	NISSAN	PKC 211 KHRN	2003	1,300	181.000.000	235.300.000
2499	401284 00368	TRUCK	NISSAN	PKC 211 KHRR	2004	1,300	183.000.000	237.900.000
2500	401284 00368	TRUCK	NISSAN	PKC 211 KHRR	2003	1,300	181.000.000	235.300.000
2501	401284 00369	TRUCK	NISSAN	PKC 211 MHRN	2006	1,300	196.000.000	254.800.000
2502	401284 00369	TRUCK	NISSAN	PKC 211 MHRN	2005	1,300	185.000.000	240.500.000
2503	401284 00369	TRUCK	NISSAN	PKC 211 MHRN	2004	1,300	183.000.000	237.900.000
2504	401284 00370	TRUCK	NISSAN	PKC 211 NHRR	2007	1,300	203.000.000	263.900.000
2505	401284 00370	TRUCK	NISSAN	PKC 211 NHRR	2006	1,300	202.000.000	262.600.000
2506	401284 00370	TRUCK	NISSAN	PKC 211 NHRR	2005	1,300	190.000.000	247.000.000
2507	401284 00370	TRUCK	NISSAN	PKC 211 NHRR	2004	1,300	183.000.000	237.900.000
2508	401284 00370	TRUCK	NISSAN	PKC 211 NHRR	2003	1,300	181.000.000	235.300.000
2509	401284 00371	TRUCK	NISSAN	PKC 211 NHRR	2004	1,300	183.000.000	237.900.000
2510	401284 00371	TRUCK	NISSAN	PKC 211 NHRR	2003	1,300	181.000.000	235.300.000
2511	401284 00372	TRUCK	NISSAN	PKC 211 PHRR	2004	1,300	183.000.000	237.900.000
2512	401284 00372	TRUCK	NISSAN	PKC 211 PHRR	2003	1,300	181.000.000	235.300.000
2513	401284 00373	TRUCK	NISSAN	PKC 211 PHRR	2004	1,300	183.000.000	237.900.000
2514	401284 00373	TRUCK	NISSAN	PKC 211 PHRR	2003	1,300	181.000.000	235.300.000
2515	401284 00374	TRUCK	NISSAN	PKC 311 CTNP	2006	1,300	222.000.000	288.600.000
2516	401284 00374	TRUCK	NISSAN	PKC 311 CTNP	2005	1,300	215.000.000	279.500.000
2517	401284 00374	TRUCK	NISSAN	PKC 311 CTNP	2004	1,300	213.000.000	276.900.000
2518	401284 00375	TRUCK	NISSAN	PKC 311 CTNR	2005	1,300	223.000.000	289.900.000
2519	401284 00375	TRUCK	NISSAN	PKC 311 CTNR	2004	1,300	213.000.000	276.900.000
2520	401284 00375	TRUCK	NISSAN	PKC 311 CTNR	2003	1,300	211.000.000	274.300.000
2521	401284 00376	TRUCK	NISSAN	PKD 211 CTNP	2006	1,300	211.000.000	274.300.000
2522	401284 00376	TRUCK	NISSAN	PKD 211 CTNP	2005	1,300	201.000.000	261.300.000
2523	401284 00376	TRUCK	NISSAN	PKD 211 CTNP	2004	1,300	188.000.000	244.400.000
2524	401284 00376	TRUCK	NISSAN	PKD 211 CTNP	2003	1,300	186.000.000	241.800.000
2525	401284 00377	TRUCK	NISSAN	PKD 211 CTRR	2005	1,300	197.000.000	256.100.000
2526	401284 00377	TRUCK	NISSAN	PKD 211 CTRR	2004	1,300	188.000.000	244.400.000
2527	401284 00377	TRUCK	NISSAN	PKD 211 CTRR	2003	1,300	186.000.000	241.800.000
2528	401284 00378	TRUCK	NISSAN	PKD 211 HHRR	2007	1,300	202.000.000	262.600.000
2529	401284 00378	TRUCK	NISSAN	PKD 211 HHRR	2006	1,300	200.000.000	260.000.000
2530	401284 00378	TRUCK	NISSAN	PKD 211 HHRR	2005	1,300	190.000.000	247.000.000
2531	401284 00378	TRUCK	NISSAN	PKD 211 HHRR	2004	1,300	188.000.000	244.400.000
2532	401284 00378	TRUCK	NISSAN	PKD 211 HHRR	2003	1,300	186.000.000	241.800.000
2533	401284 00379	TRUCK	NISSAN	PKD 211 KHRR	2007	1,300	206.000.000	267.800.000
2534	401284 00379	TRUCK	NISSAN	PKD 211 KHRR	2006	1,300	204.000.000	265.200.000
2535	401284 00379	TRUCK	NISSAN	PKD 211 KHRR	2005	1,300	197.000.000	256.100.000
2536	401284 00379	TRUCK	NISSAN	PKD 211 KHRR	2004	1,300	188.000.000	244.400.000
2537	401284 00379	TRUCK	NISSAN	PKD 211 KHRR	2003	1,300	186.000.000	241.800.000
2538	401284 00380	TRUCK	NISSAN	PKD 211 NHRR	2007	1,300	210.000.000	273.000.000
2539	401284 00380	TRUCK	NISSAN	PKD 211 NHRR	2006	1,300	208.000.000	270.400.000
2540	401284 00380	TRUCK	NISSAN	PKD 211 NHRR	2005	1,300	201.000.000	261.300.000
2541	401284 00380	TRUCK	NISSAN	PKD 211 NHRR	2004	1,300	188.000.000	244.400.000
2542	401284 00380	TRUCK	NISSAN	PKD 211 NHRR	2003	1,300	186.000.000	241.800.000
2543	401284 00381	TRUCK	NISSAN	PKD 211 NHRR (TRUCK)	2004	1,300	207.000.000	269.100.000
2544	401284 00382	TRUCK	NISSAN	PKD 211 PHRR	2004	1,300	188.000.000	244.400.000

NO	KODING	JENIS	MEREK	TIPE	TH BUAT	BOBOT	NJKB	DP PKB
1	2	3	4	5	6	7	8	9
2545	401284 00382	TRUCK	NISSAN	PKD 211 PHRR	2003	1,300	186.000.000	241.800.000
2546	401284 00383	TRUCK	NISSAN	RB 87 L	1994	1,300	84.000.000	109.200.000
2547	401284 00384	TRUCK	NISSAN	SH 40	1988	1,300	72.000.000	93.600.000
2548	401284 00385	TRUCK	NISSAN	SP 210P (FRONT ENGINE)	2006	1,300	196.000.000	254.800.000
2549	401284 00386	TRUCK	NISSAN	TVA 16 G	1983	1,300	79.000.000	102.700.000
2550	401284 00387	TRUCK	NISSAN	TVA 21 G	1990	1,300	63.000.000	81.900.000
2551	401284 00394	TRUCK	NISSAN	TZA-520 KDN	1999	1,300	125.000.000	162.500.000
2552	401284 00395	TRUCK	NISSAN	TZA-520 PPN	1999	1,300	125.000.000	162.500.000
2553	401284 00396	TRUCK	NISSAN	TZA-520 YHN	1999	1,300	125.000.000	162.500.000
2554	401284 00388	TRUCK	NISSAN	TZA 52 KDN	2000	1,300	125.000.000	162.500.000
2555	401284 00388	TRUCK	NISSAN	TZA 52 KDN	1999	1,300	106.000.000	137.800.000
2556	401284 00388	TRUCK	NISSAN	TZA 52 KDN	1998	1,300	98.000.000	127.400.000
2557	401284 00388	TRUCK	NISSAN	TZA 52 KDN	1997	1,300	85.000.000	110.500.000
2558	401284 00388	TRUCK	NISSAN	TZA 52 KDN	1996	1,300	76.000.000	98.800.000
2559	401284 00388	TRUCK	NISSAN	TZA 52 KDN	1995	1,300	65.000.000	84.500.000
2560	401284 00388	TRUCK	NISSAN	TZA 52 KDN	1994	1,300	56.000.000	72.800.000
2561	401284 00388	TRUCK	NISSAN	TZA 52 KDN	1993	1,300	51.000.000	66.300.000
2562	401284 00388	TRUCK	NISSAN	TZA 52 KDN	1992	1,300	49.000.000	63.700.000
2563	401284 00388	TRUCK	NISSAN	TZA 52 KDN	1991	1,300	46.000.000	59.800.000
2564	401284 00388	TRUCK	NISSAN	TZA 52 KDN	1990	1,300	42.000.000	54.600.000
2565	401284 00388	TRUCK	NISSAN	TZA 52 KDN	1989	1,300	39.000.000	50.700.000
2566	401284 00388	TRUCK	NISSAN	TZA 52 KDN	1988	1,300	36.000.000	46.800.000
2567	401284 00388	TRUCK	NISSAN	TZA 52 KDN	1987	1,300	35.000.000	45.500.000
2568	401284 00389	TRUCK	NISSAN	TZA 52 KDNA / 14.313cc	1992	1,300	94.000.000	122.200.000
2569	401284 00390	TRUCK	NISSAN	TZA 52 PTN / 14.313cc	1984	1,300	69.000.000	89.700.000
2570	401284 00391	TRUCK	NISSAN	TZA 52 Z	1994	1,300	93.000.000	120.900.000
2571	401284 00392	TRUCK	NISSAN	TZA 52 ZHN / 6.313cc	1985	1,300	50.000.000	65.000.000
2572	401284 00393	TRUCK	NISSAN	TZA 52 ZHN/ZHNA / 14.313cc	1994	1,300	109.000.000	141.700.000
2573	401284 00398	TRUCK	NISSAN	UD C.K 10 GHR / 6.842 cc	1980	1,300	22.000.000	28.600.000
2574	401284 00399	TRUCK	NISSAN	UD C.K 10 GHR DIESEL 6 CYL	1999	1,300	65.000.000	84.500.000
2575	401284 00397	TRUCK	NISSAN	U-SG 2 H 4	1992	1,300	47.000.000	61.100.000
2576	401284 00400	TRUCK	NISSAN	Z3 2.8 AT	2000	1,300	171.000.000	222.300.000
2577	401290 00001	TRUCK	OSHKOSH	FA 2565 / 14.636cc	1982	1,300	40.000.000	52.000.000
2578	401297 00003	TRUCK	PERKASA	T 18 A	2004	1,300	190.000.000	247.000.000
2579	401297 00003	TRUCK	PERKASA	T 18 A	2003	1,300	188.000.000	244.400.000
2580	401297 00003	TRUCK	PERKASA	T 18 A	2002	1,300	173.000.000	224.900.000
2581	401297 00003	TRUCK	PERKASA	T 18 A	2001	1,300	160.000.000	208.000.000
2582	401297 00003	TRUCK	PERKASA	T 18 A	2000	1,300	138.000.000	179.400.000
2583	401297 00004	TRUCK	PERKASA	T 18 S	2004	1,300	185.000.000	240.500.000
2584	401297 00004	TRUCK	PERKASA	T 18 S	2003	1,300	183.000.000	237.900.000
2585	401297 00004	TRUCK	PERKASA	T 18 S	2002	1,300	169.000.000	219.700.000
2586	401297 00004	TRUCK	PERKASA	T 18 S	2001	1,300	156.000.000	202.800.000
2587	401297 00004	TRUCK	PERKASA	T 18 S	2000	1,300	134.000.000	174.200.000
2588	401297 00004	TRUCK	PERKASA	T 18 S	1999	1,300	114.000.000	148.200.000
2589	401297 00005	TRUCK	PERKASA	T 24 ST	2004	1,300	274.000.000	356.200.000
2590	401297 00005	TRUCK	PERKASA	T 24 ST	2003	1,300	272.000.000	353.600.000
2591	401297 00005	TRUCK	PERKASA	T 24 ST	2002	1,300	252.000.000	327.600.000
2592	401297 00005	TRUCK	PERKASA	T 24 ST	2001	1,300	232.000.000	301.600.000
2593	401297 00006	TRUCK	PERKASA	T 24 STI	2004	1,300	279.000.000	362.700.000
2594	401297 00006	TRUCK	PERKASA	T 24 STI	2003	1,300	277.000.000	360.100.000
2595	401297 00006	TRUCK	PERKASA	T 24 STI	2002	1,300	257.000.000	334.100.000
2596	401297 00006	TRUCK	PERKASA	T 24 STI	2001	1,300	236.000.000	306.800.000
2597	401297 00007	TRUCK	PERKASA	T 30 H	2004	1,300	246.000.000	319.800.000
2598	401297 00007	TRUCK	PERKASA	T 30 H	2003	1,300	244.000.000	317.200.000
2599	401297 00007	TRUCK	PERKASA	T 30 H	2002	1,300	227.000.000	295.100.000
2600	401297 00007	TRUCK	PERKASA	T 30 H	2001	1,300	209.000.000	271.700.000
2601	401315 00051	TRUCK	RENAULT	K380 6X4R	2016	1,300	1.017.000.000	1.322.100.000
2602	401315 00051	TRUCK	RENAULT	K380 6X4R	2015	1,300	966.000.000	1.255.800.000
2603	401315 00052	TRUCK	RENAULT	K440 6X4T	2016	1,300	1.028.000.000	1.336.400.000
2604	401315 00052	TRUCK	RENAULT	K440 6X4T	2015	1,300	977.000.000	1.270.100.000
2605	401315 00053	TRUCK	RENAULT	K440 6X6R	2016	1,300	1.282.000.000	1.666.600.000
2606	401315 00053	TRUCK	RENAULT	K440 6X6R	2015	1,300	1.218.000.000	1.583.400.000
2607	401315 00054	TRUCK	RENAULT	K440 6X6R XHD LE	2016	1,300	1.232.000.000	1.601.600.000
2608	401315 00054	TRUCK	RENAULT	K440 6X6R XHD LE	2015	1,300	1.170.000.000	1.521.000.000
2609	401315 00055	TRUCK	RENAULT	K440 6X6T	2016	1,300	1.308.000.000	1.700.400.000
2610	401315 00055	TRUCK	RENAULT	K440 6X6T	2015	1,300	1.243.000.000	1.615.900.000
2611	401315 00061	TRUCK	RENAULT	K440 8X4R OPTIDRIVER	2016	1,300	1.170.000.000	1.521.000.000
2612	401315 00061	TRUCK	RENAULT	K440 8X4R OPTIDRIVER	2015	1,300	1.112.000.000	1.445.600.000
2613	401315 00056	TRUCK	RENAULT	K440 8X4R XTREM	2016	1,300	1.126.000.000	1.463.800.000
2614	401315 00056	TRUCK	RENAULT	K440 8X4R XTREM	2015	1,300	1.070.000.000	1.391.000.000
2615	401315 00057	TRUCK	RENAULT	KERAX 300 25 R (4x4) 11.000cc	2004	1,300	403.000.000	523.900.000
2616	401315 00058	TRUCK	RENAULT	KERAX 350 (6x4)	2003	1,300	297.000.000	386.100.000
2617	401315 00059	TRUCK	RENAULT	KERAX 350 (6x6)	2003	1,300	338.000.000	439.400.000
2618	401315 00060	TRUCK	RENAULT	KERAX 380.35 6X4 XTREM	2007	1,300	400.000.000	520.000.000
2619	401316 00001	TRUCK	RENAULT BERLIET	JP 9	1985	1,300	17.000.000	22.100.000
2620	401316 00001	TRUCK	RENAULT BERLIET	JP 9	1984	1,300	16.000.000	20.800.000
2621	401316 00001	TRUCK	RENAULT BERLIET	JP 9	1983	1,300	15.000.000	19.500.000
2622	401316 00001	TRUCK	RENAULT BERLIET	JP 9	1982	1,300	13.000.000	16.900.000
2623	401316 00001	TRUCK	RENAULT BERLIET	JP 9	1981	1,300	12.000.000	15.600.000
2624	401316 00001	TRUCK	RENAULT BERLIET	JP 9	1980	1,300	11.000.000	14.300.000
2625	401316 00002	TRUCK	RENAULT BERLIET	KERAX-400	2000	1,300	150.000.000	195.000.000
2626	401316 00005	TRUCK	RENAULT BERLIET	KERAX-400 34R 6x6 100T	2004	1,300	396.000.000	514.800.000
2627	401316 00005	TRUCK	RENAULT BERLIET	KERAX-400 34R 6x6 100T	2003	1,300	391.000.000	508.300.000
2628	401316 00005	TRUCK	RENAULT BERLIET	KERAX-400 34R 6x6 100T	2002	1,300	386.000.000	501.800.000
2629	401316 00003	TRUCK	RENAULT BERLIET	KERAX-400 (6x4)	2004	1,300	381.000.000	495.300.000
2630	401316 00003	TRUCK	RENAULT BERLIET	KERAX-400 (6x4)	2003	1,300	376.000.000	488.800.000
2631	401316 00004	TRUCK	RENAULT BERLIET	KERAX-400 (6x6)	2004	1,300	391.000.000	508.300.000
2632	401316 00004	TRUCK	RENAULT BERLIET	KERAX-400 (6x6)	2003	1,300	386.000.000	501.800.000
2633	401316 00006	TRUCK	RENAULT BERLIET	MAXTER G.340 Ti	2004	1,300	396.000.000	514.800.000
2634	401316 00006	TRUCK	RENAULT BERLIET	MAXTER G.340 Ti	2003	1,300	391.000.000	508.300.000
2635	401316 00006	TRUCK	RENAULT BERLIET	MAXTER G.340 Ti	2002	1,300	386.000.000	501.800.000

NO	KODING	JENIS	MEREK	TIPE	TH BUAT	BOBOT	NJKB	DP PKB
1	2	3	4	5	6	7	8	9
2636	401332 00010	TRUCK	SCANIA	114L-380 (6X2)	2000	1,300	172.000.000	223.600.000
2637	401332 00011	TRUCK	SCANIA	G340LA-6X2	2017	1,300	1.227.000.000	1.595.100.000
2638	401332 00012	TRUCK	SCANIA	P.113 EL (6x4) Z	1995	1,300	123.000.000	159.900.000
2639	401332 00012	TRUCK	SCANIA	P.113 EL (6x4) Z	1994	1,300	114.000.000	148.200.000
2640	401332 00013	TRUCK	SCANIA	P.113 HK (6x6)	1990	1,300	69.000.000	89.700.000
2641	401332 00014	TRUCK	SCANIA	P.113 HL (6x2) 11.000cc	1996	1,300	103.000.000	133.900.000
2642	401332 00014	TRUCK	SCANIA	P.113 HL (6x2) 11.000cc	1995	1,300	95.000.000	123.500.000
2643	401332 00014	TRUCK	SCANIA	P.113 HL (6x2) 11.000cc	1994	1,300	88.000.000	114.400.000
2644	401332 00014	TRUCK	SCANIA	P.113 HL (6x2) 11.000cc	1993	1,300	81.000.000	105.300.000
2645	401332 00014	TRUCK	SCANIA	P.113 HL (6x2) 11.000cc	1992	1,300	76.000.000	98.800.000
2646	401332 00014	TRUCK	SCANIA	P.113 HL (6x2) 11.000cc	1991	1,300	70.000.000	91.000.000
2647	401332 00014	TRUCK	SCANIA	P.113 HL (6x2) 11.000cc	1990	1,300	65.000.000	84.500.000
2648	401332 00015	TRUCK	SCANIA	P.113 HL (6x4) 11.000cc	1996	1,300	110.000.000	143.000.000
2649	401332 00015	TRUCK	SCANIA	P.113 HL (6x4) 11.000cc	1995	1,300	101.000.000	131.300.000
2650	401332 00015	TRUCK	SCANIA	P.113 HL (6x4) 11.000cc	1994	1,300	94.000.000	122.200.000
2651	401332 00015	TRUCK	SCANIA	P.113 HL (6x4) 11.000cc	1993	1,300	88.000.000	114.400.000
2652	401332 00015	TRUCK	SCANIA	P.113 HL (6x4) 11.000cc	1992	1,300	81.000.000	105.300.000
2653	401332 00015	TRUCK	SCANIA	P.113 HL (6x4) 11.000cc	1991	1,300	76.000.000	98.800.000
2654	401332 00015	TRUCK	SCANIA	P.113 HL (6x4) 11.000cc	1990	1,300	70.000.000	91.000.000
2655	401332 00015	TRUCK	SCANIA	P.113 HL (6x4) 11.000cc	1989	1,300	65.000.000	84.500.000
2656	401332 00015	TRUCK	SCANIA	P.113 HL (6x4) 11.000cc	1988	1,300	60.000.000	78.000.000
2657	401332 00015	TRUCK	SCANIA	P.113 HL (6x4) 11.000cc	1987	1,300	55.000.000	71.500.000
2658	401332 00015	TRUCK	SCANIA	P.113 HL (6x4) 11.000cc	1986	1,300	50.000.000	65.000.000
2659	401332 00016	TRUCK	SCANIA	P.113 HL (6x6) 11.000cc	1996	1,300	117.000.000	152.100.000
2660	401332 00016	TRUCK	SCANIA	P.113 HL (6x6) 11.000cc	1995	1,300	108.000.000	140.400.000
2661	401332 00016	TRUCK	SCANIA	P.113 HL (6x6) 11.000cc	1994	1,300	100.000.000	130.000.000
2662	401332 00016	TRUCK	SCANIA	P.113 HL (6x6) 11.000cc	1993	1,300	95.000.000	123.500.000
2663	401332 00016	TRUCK	SCANIA	P.113 HL (6x6) 11.000cc	1992	1,300	88.000.000	114.400.000
2664	401332 00016	TRUCK	SCANIA	P.113 HL (6x6) 11.000cc	1991	1,300	81.000.000	105.300.000
2665	401332 00016	TRUCK	SCANIA	P.113 HL (6x6) 11.000cc	1990	1,300	76.000.000	98.800.000
2666	401332 00016	TRUCK	SCANIA	P.113 HL (6x6) 11.000cc	1989	1,300	65.000.000	84.500.000
2667	401332 00016	TRUCK	SCANIA	P.113 HL (6x6) 11.000cc	1988	1,300	60.000.000	78.000.000
2668	401332 00016	TRUCK	SCANIA	P.113 HL (6x6) 11.000cc	1987	1,300	55.000.000	71.500.000
2669	401332 00016	TRUCK	SCANIA	P.113 HL (6x6) 11.000cc	1986	1,300	50.000.000	65.000.000
2670	401332 00017	TRUCK	SCANIA	P.114	2001	1,300	239.000.000	310.700.000
2671	401332 00018	TRUCK	SCANIA	P.114 D (6x2)	1997	1,300	110.000.000	143.000.000
2672	401332 00019	TRUCK	SCANIA	P.114 D (6x4) 11000cc	2004	1,300	300.000.000	390.000.000
2673	401332 00019	TRUCK	SCANIA	P.114 D (6x4) 11000cc	2003	1,300	298.000.000	387.400.000
2674	401332 00019	TRUCK	SCANIA	P.114 D (6x4) 11000cc	2002	1,300	283.000.000	367.900.000
2675	401332 00019	TRUCK	SCANIA	P.114 D (6x4) 11000cc	2001	1,300	267.000.000	347.100.000
2676	401332 00019	TRUCK	SCANIA	P.114 D (6x4) 11000cc	2000	1,300	260.000.000	338.000.000
2677	401332 00019	TRUCK	SCANIA	P.114 D (6x4) 11000cc	1999	1,300	253.000.000	328.900.000
2678	401332 00019	TRUCK	SCANIA	P.114 D (6x4) 11000cc	1998	1,300	248.000.000	322.400.000
2679	401332 00019	TRUCK	SCANIA	P.114 D (6x4) 11000cc	1997	1,300	242.000.000	314.600.000
2680	401332 00020	TRUCK	SCANIA	P.114 GA (6x2)	1997	1,300	110.000.000	143.000.000
2681	401332 00021	TRUCK	SCANIA	P.114 GA (6x4) 11000cc	2004	1,300	300.000.000	390.000.000
2682	401332 00021	TRUCK	SCANIA	P.114 GA (6x4) 11000cc	2003	1,300	298.000.000	387.400.000
2683	401332 00021	TRUCK	SCANIA	P.114 GA (6x4) 11000cc	2002	1,300	283.000.000	367.900.000
2684	401332 00021	TRUCK	SCANIA	P.114 GA (6x4) 11000cc	2001	1,300	267.000.000	347.100.000
2685	401332 00021	TRUCK	SCANIA	P.114 GA (6x4) 11000cc	2000	1,300	260.000.000	338.000.000
2686	401332 00021	TRUCK	SCANIA	P.114 GA (6x4) 11000cc	1999	1,300	253.000.000	328.900.000
2687	401332 00021	TRUCK	SCANIA	P.114 GA (6x4) 11000cc	1998	1,300	248.000.000	322.400.000
2688	401332 00021	TRUCK	SCANIA	P.114 GA (6x4) 11000cc	1997	1,300	242.000.000	314.600.000
2689	401332 00022	TRUCK	SCANIA	P.114 GB (6x2)	1997	1,300	110.000.000	143.000.000
2690	401332 00023	TRUCK	SCANIA	P.114 GB (6x4) 11000cc	2004	1,300	300.000.000	390.000.000
2691	401332 00023	TRUCK	SCANIA	P.114 GB (6x4) 11000cc	2003	1,300	298.000.000	387.400.000
2692	401332 00023	TRUCK	SCANIA	P.114 GB (6x4) 11000cc	2002	1,300	283.000.000	367.900.000
2693	401332 00023	TRUCK	SCANIA	P.114 GB (6x4) 11000cc	2001	1,300	267.000.000	347.100.000
2694	401332 00023	TRUCK	SCANIA	P.114 GB (6x4) 11000cc	1997	1,300	242.000.000	314.600.000
2695	401332 00024	TRUCK	SCANIA	P.115	2002	1,300	249.000.000	323.700.000
2696	401332 00025	TRUCK	SCANIA	P.116	2003	1,300	263.000.000	341.900.000
2697	401332 00026	TRUCK	SCANIA	P.117	2004	1,300	266.000.000	345.800.000
2698	401332 00027	TRUCK	SCANIA	P.124 CB.6x6.12000cc	1997	1,300	253.000.000	328.900.000
2699	401332 00031	TRUCK	SCANIA	P360CB-4X4	1995	1,300	123.000.000	159.900.000
2700	401332 00031	TRUCK	SCANIA	P360CB-4X4	1994	1,300	114.000.000	148.200.000
2701	401332 00032	TRUCK	SCANIA	P380CB-6X4	2011	1,300	600.000.000	780.000.000
2702	401332 00037	TRUCK	SCANIA	P380CB- 6X4 SELF LOADER	2011	1,300	650.000.000	845.000.000
2703	401332 00033	TRUCK	SCANIA	P410CB-4X4 (TRUCK CHASIS)	2015	1,300	1.500.000.000	1.950.000.000
2704	401332 00028	TRUCK	SCANIA	P.93 HL (4x2) 9000cc	1996	1,300	91.000.000	118.300.000
2705	401332 00028	TRUCK	SCANIA	P.93 HL (4x2) 9000cc	1995	1,300	79.000.000	102.700.000
2706	401332 00028	TRUCK	SCANIA	P.93 HL (4x2) 9000cc	1994	1,300	73.000.000	94.900.000
2707	401332 00028	TRUCK	SCANIA	P.93 HL (4x2) 9000cc	1993	1,300	68.000.000	88.400.000
2708	401332 00028	TRUCK	SCANIA	P.93 HL (4x2) 9000cc	1992	1,300	63.000.000	81.900.000
2709	401332 00028	TRUCK	SCANIA	P.93 HL (4x2) 9000cc	1991	1,300	58.000.000	75.400.000
2710	401332 00028	TRUCK	SCANIA	P.93 HL (4x2) 9000cc	1990	1,300	54.000.000	70.200.000
2711	401332 00029	TRUCK	SCANIA	P.93 HL (6x2)	1995	1,300	95.000.000	123.500.000
2712	401332 00029	TRUCK	SCANIA	P.93 HL (6x2)	1994	1,300	88.000.000	114.400.000
2713	401332 00030	TRUCK	SCANIA	P.93 MA (4x2) 9000cc	1990	1,300	83.000.000	107.900.000
2714	401332 00034	TRUCK	SCANIA	P.144 D (8x4) 11.000cc	1997	1,300	140.000.000	182.000.000
2715	401332 00035	TRUCK	SCANIA	R.144 GA (8x4) 11.000cc	1997	1,300	140.000.000	182.000.000
2716	401332 00036	TRUCK	SCANIA	R.144 GB (8x4) 11.000cc	1997	1,300	140.000.000	182.000.000
2717	401354 00002	TRUCK	STEYER	STEYER	1981	1,300	22.000.000	28.600.000
2718	401354 00002	TRUCK	STEYER	STEYER	1980	1,300	20.000.000	26.000.000
2719	401369 00036	TRUCK	TATA	LP713/38 E2	2019	1,300	186.000.000	241.800.000
2720	401369 00036	TRUCK	TATA	LP713/38 E2	2017	1,300	168.000.000	218.400.000
2721	401369 00036	TRUCK	TATA	LP713/38 E2	2016	1,300	160.000.000	208.000.000
2722	401369 00037	TRUCK	TATA	LPT 407 EX2	2016	1,300	117.000.000	152.100.000
2723	401369 00038	TRUCK	TATA	LPT 407 EX2 CAB CHS	2016	1,300	114.000.000	148.200.000
2724	401369 00053	TRUCK	TATA	LPT 813 38WB CAB CHS	2019	1,300	152.000.000	197.600.000
2725	401369 00039	TRUCK	TATA	LPT 913 EX2/34 WB	2019	1,300	258.000.000	335.400.000
2726	401369 00039	TRUCK	TATA	LPT 913 EX2/34 WB	2017	1,300	233.000.000	302.900.000

NO	KODING	JENIS	MEREK	TIPE	TH BUAT	BOBOT	NJKB	DP PKB
1	2	3	4	5	6	7	8	9
2727	401369 00039	TRUCK	TATA	LPT 913 EX2/34 WB	2016	1,300	222.000.000	288.600.000
2728	401369 00054	TRUCK	TATA	PRIMA 3338.K 52WB CAB CHS	2019	1,300	936.000.000	1.216.800.000
2729	401369 00040	TRUCK	TATA	PRIMA 4023. S AC	2019	1,300	288.000.000	374.400.000
2730	401369 00040	TRUCK	TATA	PRIMA 4023. S AC	2018	1,300	274.000.000	356.200.000
2731	401369 00041	TRUCK	TATA	PRIMA 4023. S NON AC	2019	1,300	281.000.000	365.300.000
2732	401369 00041	TRUCK	TATA	PRIMA 4023. S NON AC	2018	1,300	267.000.000	347.100.000
2733	401369 00042	TRUCK	TATA	PRIMA 4028. S NON AC	2019	1,300	352.000.000	457.600.000
2734	401369 00042	TRUCK	TATA	PRIMA 4028. S NON AC	2018	1,300	335.000.000	435.500.000
2735	401369 00043	TRUCK	TATA	PRIMA 4928.S LX	2019	1,300	329.000.000	427.700.000
2736	401369 00043	TRUCK	TATA	PRIMA 4928.S LX	2018	1,300	313.000.000	406.900.000
2737	401369 00044	TRUCK	TATA	PRIMA LX 2528.K 45 WB CAB CHS	2019	1,300	380.000.000	494.000.000
2738	401369 00044	TRUCK	TATA	PRIMA LX 2528.K 45 WB CAB CHS	2018	1,300	361.000.000	469.300.000
2739	401369 00055	TRUCK	TATA	PRIMA LX 3123.T 69WB CAB CHS	2019	1,300	274.000.000	356.200.000
2740	401369 00045	TRUCK	TATA	ULTRA 1012 45 WB CAB CHS	2016	1,300	129.000.000	167.700.000
2741	401381 01063	TRUCK	TOYOTA	BU 68 /3.660cc (VACUM)	1998	1,300	62.000.000	80.600.000
2742	401381 01064	TRUCK	TOYOTA	DA 110 S	1983	1,300	33.000.000	42.900.000
2743	401381 01064	TRUCK	TOYOTA	DA 110 S	1982	1,300	31.000.000	40.300.000
2744	401381 01064	TRUCK	TOYOTA	DA 110 S	1981	1,300	23.000.000	29.900.000
2745	401381 01065	TRUCK	TOYOTA	DA DIESEL 6 CYL	1985	1,300	25.000.000	32.500.000
2746	401381 01065	TRUCK	TOYOTA	DA DIESEL 6 CYL	1984	1,300	23.000.000	29.900.000
2747	401381 01065	TRUCK	TOYOTA	DA DIESEL 6 CYL	1983	1,300	21.000.000	27.300.000
2748	401381 01065	TRUCK	TOYOTA	DA DIESEL 6 CYL	1982	1,300	20.000.000	26.000.000
2749	401381 01065	TRUCK	TOYOTA	DA DIESEL 6 CYL	1981	1,300	18.000.000	23.400.000
2750	401381 01065	TRUCK	TOYOTA	DA DIESEL 6 CYL	1980	1,300	15.000.000	19.500.000
2751	401381 01065	TRUCK	TOYOTA	DA DIESEL 6 CYL	1974	1,300	15.000.000	19.500.000
2752	401381 01066	TRUCK	TOYOTA	DYNA BU 343 R (ARM ROLL)	2005	1,300	108.000.000	140.400.000
2753	401381 01067	TRUCK	TOYOTA	DYNA BU 88	1997	1,300	53.000.000	68.900.000
2754	401381 01067	TRUCK	TOYOTA	DYNA BU 88	1996	1,300	50.000.000	65.000.000
2755	401381 01067	TRUCK	TOYOTA	DYNA BU 88	1995	1,300	49.000.000	63.700.000
2756	401381 01067	TRUCK	TOYOTA	DYNA BU 88	1994	1,300	47.000.000	61.100.000
2757	401381 01067	TRUCK	TOYOTA	DYNA BU 88	1993	1,300	45.000.000	58.500.000
2758	401381 01067	TRUCK	TOYOTA	DYNA BU 88	1992	1,300	41.000.000	53.300.000
2759	401381 01067	TRUCK	TOYOTA	DYNA BU 88	1991	1,300	36.000.000	46.800.000
2760	401381 01067	TRUCK	TOYOTA	DYNA BU 88	1990	1,300	33.000.000	42.900.000
2761	401381 01067	TRUCK	TOYOTA	DYNA BU 88	1989	1,300	30.000.000	39.000.000
2762	401381 01067	TRUCK	TOYOTA	DYNA BU 88	1988	1,300	27.000.000	35.100.000
2763	401381 01067	TRUCK	TOYOTA	DYNA BU 88	1987	1,300	26.000.000	33.800.000
2764	401381 01067	TRUCK	TOYOTA	DYNA BU 88	1986	1,300	25.000.000	32.500.000
2765	401381 01067	TRUCK	TOYOTA	DYNA BU 88	1985	1,300	23.000.000	29.900.000
2766	401381 01067	TRUCK	TOYOTA	DYNA BU 88	1984	1,300	22.000.000	28.600.000
2767	401381 01068	TRUCK	TOYOTA	DYNA LONG BU 88 6 BAN	2000	1,300	71.000.000	92.300.000
2768	401381 01068	TRUCK	TOYOTA	DYNA LONG BU 88 6 BAN	1999	1,300	68.000.000	88.400.000
2769	401381 01068	TRUCK	TOYOTA	DYNA LONG BU 88 6 BAN	1998	1,300	61.000.000	79.300.000
2770	401381 01068	TRUCK	TOYOTA	DYNA LONG BU 88 6 BAN	1997	1,300	56.000.000	72.800.000
2771	401381 01068	TRUCK	TOYOTA	DYNA LONG BU 88 6 BAN	1996	1,300	50.000.000	65.000.000
2772	401381 01068	TRUCK	TOYOTA	DYNA LONG BU 88 6 BAN	1995	1,300	45.000.000	58.500.000
2773	401381 01068	TRUCK	TOYOTA	DYNA LONG BU 88 6 BAN	1994	1,300	40.000.000	52.000.000
2774	401381 01068	TRUCK	TOYOTA	DYNA LONG BU 88 6 BAN	1993	1,300	38.000.000	49.400.000
2775	401381 01068	TRUCK	TOYOTA	DYNA LONG BU 88 6 BAN	1992	1,300	36.000.000	46.800.000
2776	401381 01068	TRUCK	TOYOTA	DYNA LONG BU 88 6 BAN	1991	1,300	33.000.000	42.900.000
2777	401381 01068	TRUCK	TOYOTA	DYNA LONG BU 88 6 BAN	1990	1,300	31.000.000	40.300.000
2778	401401 00071	TRUCK	VOLVO	3116	1997	1,300	160.000.000	208.000.000
2779	401401 00126	TRUCK	VOLVO	CDE 250 6X2R WB4300MM	2019	1,300	256.000.000	332.800.000
2780	401401 00127	TRUCK	VOLVO	CDE 250 6X2R WB4300MM BL	2019	1,300	257.000.000	334.100.000
2781	401401 00128	TRUCK	VOLVO	CDE 250 6X2R WB5100MM	2019	1,300	426.000.000	553.800.000
2782	401401 00129	TRUCK	VOLVO	CDE 250 6X2R WB5100MM BL	2019	1,300	428.000.000	556.400.000
2783	401401 00130	TRUCK	VOLVO	CDE 250 6X2R WB5600MM	2019	1,300	430.000.000	559.000.000
2784	401401 00131	TRUCK	VOLVO	CDE 250 6X2R WB5600MM BL	2019	1,300	432.000.000	561.600.000
2785	401401 00132	TRUCK	VOLVO	CDE 250 6X2R WB6100MM	2019	1,300	434.000.000	564.200.000
2786	401401 00133	TRUCK	VOLVO	CDE 250 6X2R WB6100MM BL	2019	1,300	453.000.000	588.900.000
2787	401401 00134	TRUCK	VOLVO	CDE 250 6X2R WB6100MM Z	2019	1,300	415.000.000	539.500.000
2788	401401 00135	TRUCK	VOLVO	CDE 250 6X2R WB6100MM Z BL	2019	1,300	417.000.000	542.100.000
2789	401401 00136	TRUCK	VOLVO	CDE 280 6X2R WB5600MM	2019	1,300	454.000.000	590.200.000
2790	401401 00137	TRUCK	VOLVO	CDE 280 6X2R WB5600MM BL	2019	1,300	455.000.000	591.500.000
2791	401401 00138	TRUCK	VOLVO	CDE 280 6X2R WB6100MM	2019	1,300	456.000.000	592.800.000
2792	401401 00139	TRUCK	VOLVO	CDE 280 6X2R WB6100MM BL	2019	1,300	462.000.000	600.600.000
2793	401401 00140	TRUCK	VOLVO	CGE 370 8X4R	2019	1,300	561.000.000	729.300.000
2794	401401 00141	TRUCK	VOLVO	CGE 370 8X4R WB5600MM	2019	1,300	562.000.000	730.600.000
2795	401401 00142	TRUCK	VOLVO	CKE 250 4X2R WB4600MM	2019	1,300	359.000.000	466.700.000
2796	401401 00143	TRUCK	VOLVO	CKE 250 4X2R WB4600MM Z	2019	1,300	355.000.000	461.500.000
2797	401401 00144	TRUCK	VOLVO	CKE 250 4X2R WB5200MM	2019	1,300	363.000.000	471.900.000
2798	401401 00145	TRUCK	VOLVO	CKE 250 4X2R WB5200MM Z	2019	1,300	360.000.000	468.000.000
2799	401401 00146	TRUCK	VOLVO	CKE 250 4X2R WB6000MM	2019	1,300	367.000.000	477.100.000
2800	401401 00147	TRUCK	VOLVO	CKE 250 4X2R WB6000MM Z	2019	1,300	363.000.000	471.900.000
2801	401401 00148	TRUCK	VOLVO	CQE 280 8X2R WB5800MM	2019	1,300	518.000.000	673.400.000
2802	401401 00149	TRUCK	VOLVO	CQE 280 8X2R WB5800MM BL	2019	1,300	519.000.000	674.700.000
2803	401401 00150	TRUCK	VOLVO	CWE 280 6X4R	2019	1,300	420.000.000	546.000.000
2804	401401 00151	TRUCK	VOLVO	CWE 280 6X4R WB4300MM	2019	1,300	553.000.000	718.900.000
2805	401401 00152	TRUCK	VOLVO	CWE 280 6X4R WB5600MM	2019	1,300	537.000.000	698.100.000
2806	401401 00153	TRUCK	VOLVO	CWE 280 6X4R WB6100MM	2019	1,300	545.000.000	708.500.000
2807	401401 00154	TRUCK	VOLVO	CWE 370 6X4R	2019	1,300	543.000.000	705.900.000
2808	401401 00155	TRUCK	VOLVO	CWE 370 6X4R WB3700MM	2019	1,300	542.000.000	704.600.000
2809	401401 00156	TRUCK	VOLVO	CWE 370 6X4R WB4300MM	2019	1,300	544.000.000	707.200.000
2810	401401 00074	TRUCK	VOLVO	F.10	2004	1,300	371.000.000	482.300.000
2811	401401 00074	TRUCK	VOLVO	F.10	2003	1,300	369.000.000	479.700.000
2812	401401 00074	TRUCK	VOLVO	F.10	2002	1,300	352.000.000	457.600.000
2813	401401 00074	TRUCK	VOLVO	F.10	2001	1,300	338.000.000	439.400.000
2814	401401 00074	TRUCK	VOLVO	F.10	2000	1,300	279.000.000	362.700.000
2815	401401 00074	TRUCK	VOLVO	F.10	1999	1,300	232.000.000	301.600.000
2816	401401 00074	TRUCK	VOLVO	F.10	1998	1,300	193.000.000	250.900.000
2817	401401 00074	TRUCK	VOLVO	F.10	1997	1,300	160.000.000	208.000.000

NO	KODING	JENIS	MEREK	TIPE	TH BUAT	BOBOT	NJKB	DP PKB
1	2	3	4	5	6	7	8	9
2818	401401 00074	TRUCK	VOLVO	F.10	1996	1,300	128.000.000	166.400.000
2819	401401 00074	TRUCK	VOLVO	F.10	1995	1,300	102.000.000	132.600.000
2820	401401 00074	TRUCK	VOLVO	F.10	1994	1,300	81.000.000	105.300.000
2821	401401 00074	TRUCK	VOLVO	F.10	1993	1,300	67.000.000	87.100.000
2822	401401 00074	TRUCK	VOLVO	F.10	1992	1,300	62.000.000	80.600.000
2823	401401 00074	TRUCK	VOLVO	F.10	1991	1,300	58.000.000	75.400.000
2824	401401 00074	TRUCK	VOLVO	F.10	1990	1,300	53.000.000	68.900.000
2825	401401 00073	TRUCK	VOLVO	F.10 (6x2)	1991	1,300	75.000.000	97.500.000
2826	401401 00075	TRUCK	VOLVO	F.12	2004	1,300	358.000.000	465.400.000
2827	401401 00075	TRUCK	VOLVO	F.12	2003	1,300	348.000.000	452.400.000
2828	401401 00075	TRUCK	VOLVO	F.12	2002	1,300	333.000.000	432.900.000
2829	401401 00075	TRUCK	VOLVO	F.12	2001	1,300	315.000.000	409.500.000
2830	401401 00075	TRUCK	VOLVO	F.12	2000	1,300	261.000.000	339.300.000
2831	401401 00075	TRUCK	VOLVO	F.12	1999	1,300	217.000.000	282.100.000
2832	401401 00075	TRUCK	VOLVO	F.12	1998	1,300	179.000.000	232.700.000
2833	401401 00075	TRUCK	VOLVO	F.12	1997	1,300	164.000.000	213.200.000
2834	401401 00075	TRUCK	VOLVO	F.12	1996	1,300	131.000.000	170.300.000
2835	401401 00075	TRUCK	VOLVO	F.12	1995	1,300	104.000.000	135.200.000
2836	401401 00075	TRUCK	VOLVO	F.12	1994	1,300	83.000.000	107.900.000
2837	401401 00072	TRUCK	VOLVO	F-1 (6x4)	1991	1,300	73.000.000	94.900.000
2838	401401 00076	TRUCK	VOLVO	F.7	1999	1,300	137.000.000	178.100.000
2839	401401 00076	TRUCK	VOLVO	F.7	1998	1,300	128.000.000	166.400.000
2840	401401 00076	TRUCK	VOLVO	F.7	1997	1,300	122.000.000	158.600.000
2841	401401 00076	TRUCK	VOLVO	F.7	1996	1,300	107.000.000	139.100.000
2842	401401 00076	TRUCK	VOLVO	F.7	1995	1,300	66.000.000	85.800.000
2843	401401 00076	TRUCK	VOLVO	F.7	1994	1,300	61.000.000	79.300.000
2844	401401 00076	TRUCK	VOLVO	F.7	1993	1,300	56.000.000	72.800.000
2845	401401 00076	TRUCK	VOLVO	F.7	1992	1,300	52.000.000	67.600.000
2846	401401 00076	TRUCK	VOLVO	F.7	1991	1,300	49.000.000	63.700.000
2847	401401 00076	TRUCK	VOLVO	F.7	1990	1,300	46.000.000	59.800.000
2848	401401 00077	TRUCK	VOLVO	FH. 16	2004	1,300	362.000.000	470.600.000
2849	401401 00077	TRUCK	VOLVO	FH. 16	2003	1,300	357.000.000	464.100.000
2850	401401 00077	TRUCK	VOLVO	FH. 16	2002	1,300	348.000.000	452.400.000
2851	401401 00078	TRUCK	VOLVO	FH16 550 6X4T	2017	1,300	1.154.000.000	1.500.200.000
2852	401401 00078	TRUCK	VOLVO	FH16 550 6X4T	2016	1,300	1.143.000.000	1.485.900.000
2853	401401 00078	TRUCK	VOLVO	FH16 550 6X4T	2015	1,300	1.086.000.000	1.411.800.000
2854	401401 00079	TRUCK	VOLVO	FH16 610 6X4T IS	2017	1,300	1.201.000.000	1.561.300.000
2855	401401 00079	TRUCK	VOLVO	FH16 610 6X4T IS	2016	1,300	1.189.000.000	1.545.700.000
2856	401401 00079	TRUCK	VOLVO	FH16 610 6X4T IS	2015	1,300	1.130.000.000	1.469.000.000
2857	401401 00087	TRUCK	VOLVO	FL.10	2004	1,300	356.000.000	462.800.000
2858	401401 00087	TRUCK	VOLVO	FL.10	2003	1,300	354.000.000	460.200.000
2859	401401 00087	TRUCK	VOLVO	FL.10	2002	1,300	341.000.000	443.300.000
2860	401401 00087	TRUCK	VOLVO	FL.10	2001	1,300	324.000.000	421.200.000
2861	401401 00087	TRUCK	VOLVO	FL.10	2000	1,300	269.000.000	349.700.000
2862	401401 00087	TRUCK	VOLVO	FL.10	1999	1,300	223.000.000	289.900.000
2863	401401 00087	TRUCK	VOLVO	FL.10	1998	1,300	185.000.000	240.500.000
2864	401401 00087	TRUCK	VOLVO	FL.10	1997	1,300	160.000.000	208.000.000
2865	401401 00087	TRUCK	VOLVO	FL.10	1996	1,300	128.000.000	166.400.000
2866	401401 00087	TRUCK	VOLVO	FL.10	1995	1,300	102.000.000	132.600.000
2867	401401 00087	TRUCK	VOLVO	FL.10	1994	1,300	81.000.000	105.300.000
2868	401401 00087	TRUCK	VOLVO	FL.10	1993	1,300	67.000.000	87.100.000
2869	401401 00087	TRUCK	VOLVO	FL.10	1992	1,300	62.000.000	80.600.000
2870	401401 00087	TRUCK	VOLVO	FL.10	1991	1,300	57.000.000	74.100.000
2871	401401 00087	TRUCK	VOLVO	FL.10	1990	1,300	53.000.000	68.900.000
2872	401401 00081	TRUCK	VOLVO	FL-10 (6x2)	1991	1,300	73.000.000	94.900.000
2873	401401 00088	TRUCK	VOLVO	FL.12	2004	1,300	370.000.000	481.000.000
2874	401401 00088	TRUCK	VOLVO	FL.12	2003	1,300	368.000.000	478.400.000
2875	401401 00088	TRUCK	VOLVO	FL.12	2002	1,300	349.000.000	453.700.000
2876	401401 00088	TRUCK	VOLVO	FL.12	2001	1,300	333.000.000	432.900.000
2877	401401 00088	TRUCK	VOLVO	FL.12	2000	1,300	275.000.000	357.500.000
2878	401401 00088	TRUCK	VOLVO	FL.12	1999	1,300	229.000.000	297.700.000
2879	401401 00088	TRUCK	VOLVO	FL.12	1998	1,300	190.000.000	247.000.000
2880	401401 00088	TRUCK	VOLVO	FL.12	1997	1,300	164.000.000	213.200.000
2881	401401 00088	TRUCK	VOLVO	FL.12	1996	1,300	131.000.000	170.300.000
2882	401401 00088	TRUCK	VOLVO	FL.12	1995	1,300	104.000.000	135.200.000
2883	401401 00088	TRUCK	VOLVO	FL.12	1994	1,300	83.000.000	107.900.000
2884	401401 00082	TRUCK	VOLVO	FL. 12 (6x4)	1990	1,300	89.000.000	115.700.000
2885	401401 00080	TRUCK	VOLVO	FL-1 (6x4)	1991	1,300	73.000.000	94.900.000
2886	401401 00083	TRUCK	VOLVO	FL 250	2004	1,300	290.000.000	377.000.000
2887	401401 00083	TRUCK	VOLVO	FL. 250	2003	1,300	288.000.000	374.400.000
2888	401401 00083	TRUCK	VOLVO	FL. 250	2002	1,300	281.000.000	365.300.000
2889	401401 00084	TRUCK	VOLVO	FL. 6	2001	1,300	175.000.000	227.500.000
2890	401401 00084	TRUCK	VOLVO	FL. 6	2000	1,300	118.000.000	153.400.000
2891	401401 00085	TRUCK	VOLVO	FL. 6 (4x2)	1990	1,300	97.000.000	126.100.000
2892	401401 00086	TRUCK	VOLVO	FL. 6 (4x6)	1982	1,300	57.000.000	74.100.000
2893	401401 00089	TRUCK	VOLVO	FL.7	1999	1,300	137.000.000	178.100.000
2894	401401 00089	TRUCK	VOLVO	FL.7	1998	1,300	128.000.000	166.400.000
2895	401401 00089	TRUCK	VOLVO	FL.7	1997	1,300	122.000.000	158.600.000
2896	401401 00089	TRUCK	VOLVO	FL.7	1996	1,300	107.000.000	139.100.000
2897	401401 00089	TRUCK	VOLVO	FL.7	1995	1,300	66.000.000	85.800.000
2898	401401 00089	TRUCK	VOLVO	FL.7	1994	1,300	61.000.000	79.300.000
2899	401401 00089	TRUCK	VOLVO	FL.7	1993	1,300	56.000.000	72.800.000
2900	401401 00089	TRUCK	VOLVO	FL.7	1992	1,300	52.000.000	67.600.000
2901	401401 00089	TRUCK	VOLVO	FL.7	1991	1,300	49.000.000	63.700.000
2902	401401 00089	TRUCK	VOLVO	FL.7	1990	1,300	46.000.000	59.800.000
2903	401401 00093	TRUCK	VOLVO	FM.10	2004	1,300	356.000.000	462.800.000
2904	401401 00093	TRUCK	VOLVO	FM.10	2003	1,300	354.000.000	460.200.000
2905	401401 00093	TRUCK	VOLVO	FM.10	2002	1,300	341.000.000	443.300.000
2906	401401 00093	TRUCK	VOLVO	FM.10	2001	1,300	324.000.000	421.200.000
2907	401401 00093	TRUCK	VOLVO	FM.10	2000	1,300	269.000.000	349.700.000
2908	401401 00093	TRUCK	VOLVO	FM.10	1999	1,300	223.000.000	289.900.000

NO	KODING	JENIS	MEREK	TIPE	TH BUAT	BOBOT	NJKB	DP PKB
1	2	3	4	5	6	7	8	9
2909	401401 00093	TRUCK	VOLVO	FM.10	1998	1,300	185.000.000	240.500.000
2910	401401 00093	TRUCK	VOLVO	FM.10	1997	1,300	160.000.000	208.000.000
2911	401401 00093	TRUCK	VOLVO	FM.10	1996	1,300	128.000.000	166.400.000
2912	401401 00093	TRUCK	VOLVO	FM.10	1995	1,300	102.000.000	132.600.000
2913	401401 00093	TRUCK	VOLVO	FM.10	1994	1,300	81.000.000	105.300.000
2914	401401 00093	TRUCK	VOLVO	FM.10	1993	1,300	67.000.000	87.100.000
2915	401401 00093	TRUCK	VOLVO	FM.10	1992	1,300	62.000.000	80.600.000
2916	401401 00093	TRUCK	VOLVO	FM.10	1991	1,300	57.000.000	74.100.000
2917	401401 00093	TRUCK	VOLVO	FM.10	1990	1,300	53.000.000	68.900.000
2918	401401 00094	TRUCK	VOLVO	FM.12	2004	1,300	370.000.000	481.000.000
2919	401401 00094	TRUCK	VOLVO	FM.12	2003	1,300	368.000.000	478.400.000
2920	401401 00094	TRUCK	VOLVO	FM.12	2002	1,300	349.000.000	453.700.000
2921	401401 00094	TRUCK	VOLVO	FM.12	2001	1,300	333.000.000	432.900.000
2922	401401 00094	TRUCK	VOLVO	FM.12	2000	1,300	275.000.000	357.500.000
2923	401401 00094	TRUCK	VOLVO	FM.12	1999	1,300	229.000.000	297.700.000
2924	401401 00094	TRUCK	VOLVO	FM.12	1998	1,300	190.000.000	247.000.000
2925	401401 00094	TRUCK	VOLVO	FM.12	1997	1,300	164.000.000	213.200.000
2926	401401 00094	TRUCK	VOLVO	FM.12	1996	1,300	131.000.000	170.300.000
2927	401401 00094	TRUCK	VOLVO	FM.12	1995	1,300	104.000.000	135.200.000
2928	401401 00094	TRUCK	VOLVO	FM.12	1994	1,300	83.000.000	107.900.000
2929	401401 00090	TRUCK	VOLVO	FM 330 6X4R	2015	1,300	1.016.000.000	1.320.800.000
2930	401401 00091	TRUCK	VOLVO	FM 370 6X4T	2017	1,300	756.000.000	982.800.000
2931	401401 00091	TRUCK	VOLVO	FM 370 6X4T	2016	1,300	749.000.000	973.700.000
2932	401401 00091	TRUCK	VOLVO	FM 370 6X4T	2015	1,300	712.000.000	925.600.000
2933	401401 00095	TRUCK	VOLVO	FM480 (6X4) FULL AT	2015	1,300	1.720.000.000	2.236.000.000
2934	401401 00095	TRUCK	VOLVO	FM480 (6X4) FULL AT	2014	1,300	1.638.000.000	2.129.400.000
2935	401401 00095	TRUCK	VOLVO	FM480 (6X4) FULL AT	2013	1,300	1.560.000.000	2.028.000.000
2936	401401 00095	TRUCK	VOLVO	FM480 (6X4) FULL AT	2012	1,300	1.418.000.000	1.843.400.000
2937	401401 00092	TRUCK	VOLVO	FM. 9	2004	1,300	357.000.000	464.100.000
2938	401401 00092	TRUCK	VOLVO	FM. 9	2003	1,300	354.000.000	460.200.000
2939	401401 00092	TRUCK	VOLVO	FM. 9	2002	1,300	345.000.000	448.500.000
2940	401401 00096	TRUCK	VOLVO	FMX 330 4X4R	2017	1,300	715.000.000	929.500.000
2941	401401 00096	TRUCK	VOLVO	FMX 330 4X4R	2016	1,300	708.000.000	920.400.000
2942	401401 00096	TRUCK	VOLVO	FMX 330 4X4R	2015	1,300	673.000.000	874.900.000
2943	401401 00097	TRUCK	VOLVO	FMX 370 6X4R	2017	1,300	759.000.000	986.700.000
2944	401401 00097	TRUCK	VOLVO	FMX 370 6X4R	2016	1,300	752.000.000	977.600.000
2945	401401 00097	TRUCK	VOLVO	FMX 370 6X4R	2015	1,300	714.000.000	928.200.000
2946	401401 00098	TRUCK	VOLVO	FMX 400 6X4R	2017	1,300	914.000.000	1.188.200.000
2947	401401 00098	TRUCK	VOLVO	FMX 400 6X4R	2016	1,300	905.000.000	1.176.500.000
2948	401401 00098	TRUCK	VOLVO	FMX 400 6X4R	2015	1,300	860.000.000	1.118.000.000
2949	401401 00100	TRUCK	VOLVO	FMX 440 6X4R	2015	1,300	1.345.000.000	1.748.500.000
2950	401401 00101	TRUCK	VOLVO	FMX 440 6X4T	2017	1,300	1.065.000.000	1.384.500.000
2951	401401 00101	TRUCK	VOLVO	FMX 440 6X4T	2016	1,300	1.055.000.000	1.371.500.000
2952	401401 00101	TRUCK	VOLVO	FMX 440 6X4T	2015	1,300	1.002.000.000	1.302.600.000
2953	401401 00102	TRUCK	VOLVO	FMX 440 6X6R	2017	1,300	1.111.000.000	1.444.300.000
2954	401401 00102	TRUCK	VOLVO	FMX 440 6X6R	2016	1,300	1.100.000.000	1.430.000.000
2955	401401 00102	TRUCK	VOLVO	FMX 440 6X6R	2015	1,300	1.045.000.000	1.358.500.000
2956	401401 00103	TRUCK	VOLVO	FMX 440 6X6T	2017	1,300	898.000.000	1.167.400.000
2957	401401 00103	TRUCK	VOLVO	FMX 440 6X6T	2016	1,300	889.000.000	1.155.700.000
2958	401401 00103	TRUCK	VOLVO	FMX 440 6X6T	2015	1,300	845.000.000	1.098.500.000
2959	401401 00099	TRUCK	VOLVO	FMX 440 (8X4) 440 HP	2015	1,300	1.428.000.000	1.856.400.000
2960	401401 00099	TRUCK	VOLVO	FMX 440 (8X4) 440 HP	2014	1,300	1.360.000.000	1.768.000.000
2961	401401 00099	TRUCK	VOLVO	FMX 440 (8X4) 440 HP	2013	1,300	1.294.000.000	1.682.200.000
2962	401401 00099	TRUCK	VOLVO	FMX 440 (8X4) 440 HP	2012	1,300	1.176.000.000	1.528.800.000
2963	401401 00104	TRUCK	VOLVO	FMX 440 8X4R	2017	1,300	1.052.000.000	1.367.600.000
2964	401401 00104	TRUCK	VOLVO	FMX 440 8X4R	2016	1,300	1.041.000.000	1.353.300.000
2965	401401 00104	TRUCK	VOLVO	FMX 440 8X4R	2015	1,300	989.000.000	1.285.700.000
2966	401401 00105	TRUCK	VOLVO	FMX 440 8X4R IS	2017	1,300	1.053.000.000	1.368.900.000
2967	401401 00105	TRUCK	VOLVO	FMX 440 8X4R IS	2016	1,300	1.043.000.000	1.355.900.000
2968	401401 00105	TRUCK	VOLVO	FMX 440 8X4R IS	2015	1,300	991.000.000	1.288.300.000
2969	401401 00106	TRUCK	VOLVO	FMX 480 6X4T	2017	1,300	1.063.000.000	1.381.900.000
2970	401401 00106	TRUCK	VOLVO	FMX 480 6X4T	2016	1,300	1.052.000.000	1.367.600.000
2971	401401 00106	TRUCK	VOLVO	FMX 480 6X4T	2015	1,300	999.000.000	1.298.700.000
2972	401401 00157	TRUCK	VOLVO	GDE 280 6X2T WB3400MM	2019	1,300	498.000.000	647.400.000
2973	401401 00158	TRUCK	VOLVO	GDE 280 6X2T WB3400MM BL	2019	1,300	499.000.000	648.700.000
2974	401401 00159	TRUCK	VOLVO	GKE 250 4X2T WB3500MMZ	2019	1,300	405.000.000	526.500.000
2975	401401 00160	TRUCK	VOLVO	GKE 280 4X2T	2019	1,300	425.000.000	552.500.000
2976	401401 00161	TRUCK	VOLVO	GWE 280 6X4T WB3400MM	2019	1,300	550.000.000	715.000.000
2977	401401 00162	TRUCK	VOLVO	GWE 330 6X4T	2019	1,300	594.000.000	772.200.000
2978	401401 00163	TRUCK	VOLVO	GWE 330 6X4T WB3400MM Z	2019	1,300	590.000.000	767.000.000
2979	401401 00164	TRUCK	VOLVO	GWE 370 6X4T	2019	1,300	656.000.000	852.800.000
2980	401401 00107	TRUCK	VOLVO	N. 10	2001	1,300	362.000.000	470.600.000
2981	401401 00107	TRUCK	VOLVO	N. 10	2000	1,300	302.000.000	392.600.000
2982	401401 00107	TRUCK	VOLVO	N. 10	1999	1,300	250.000.000	325.000.000
2983	401401 00107	TRUCK	VOLVO	N. 10	1998	1,300	208.000.000	270.400.000
2984	401401 00107	TRUCK	VOLVO	N. 10	1997	1,300	172.000.000	223.600.000
2985	401401 00107	TRUCK	VOLVO	N. 10	1996	1,300	115.000.000	149.500.000
2986	401401 00107	TRUCK	VOLVO	N. 10	1995	1,300	106.000.000	137.800.000
2987	401401 00107	TRUCK	VOLVO	N. 10	1994	1,300	98.000.000	127.400.000
2988	401401 00107	TRUCK	VOLVO	N. 10	1993	1,300	91.000.000	118.300.000
2989	401401 00107	TRUCK	VOLVO	N. 10	1992	1,300	84.000.000	109.200.000
2990	401401 00107	TRUCK	VOLVO	N. 10	1991	1,300	78.000.000	101.400.000
2991	401401 00107	TRUCK	VOLVO	N. 10	1990	1,300	72.000.000	93.600.000
2992	401401 00107	TRUCK	VOLVO	N. 10	1989	1,300	67.000.000	87.100.000
2993	401401 00107	TRUCK	VOLVO	N. 10	1988	1,300	60.000.000	78.000.000
2994	401401 00107	TRUCK	VOLVO	N. 10	1987	1,300	52.000.000	67.600.000
2995	401401 00107	TRUCK	VOLVO	N. 10	1986	1,300	42.000.000	54.600.000
2996	401401 00108	TRUCK	VOLVO	N. 10 (6x2)	1990	1,300	74.000.000	96.200.000
2997	401401 00109	TRUCK	VOLVO	N. 10 TRL	1993	1,300	93.000.000	120.900.000
2998	401401 00109	TRUCK	VOLVO	N. 10 TRL	1992	1,300	86.000.000	111.800.000
2999	401401 00109	TRUCK	VOLVO	N. 10 TRL	1991	1,300	80.000.000	104.000.000

NO	KODING	JENIS	MEREK	TIPE	TH BUAT	BOBOT	NJKB	DP PKB
1	2	3	4	5	6	7	8	9
3000	401401 00109	TRUCK	VOLVO	N. 10 TRL	1990	1,300	74.000.000	96.200.000
3001	401401 00110	TRUCK	VOLVO	N. 12 F	1992	1,300	93.000.000	120.900.000
3002	401401 00110	TRUCK	VOLVO	N. 12 F	1991	1,300	87.000.000	113.100.000
3003	401401 00110	TRUCK	VOLVO	N. 12 F	1990	1,300	81.000.000	105.300.000
3004	401401 00110	TRUCK	VOLVO	N. 12 F	1989	1,300	77.000.000	100.100.000
3005	401401 00111	TRUCK	VOLVO	NL. 10	2001	1,300	362.000.000	470.600.000
3006	401401 00111	TRUCK	VOLVO	NL. 10	2000	1,300	302.000.000	392.600.000
3007	401401 00111	TRUCK	VOLVO	NL. 10	1999	1,300	250.000.000	325.000.000
3008	401401 00111	TRUCK	VOLVO	NL. 10	1998	1,300	208.000.000	270.400.000
3009	401401 00111	TRUCK	VOLVO	NL. 10	1997	1,300	172.000.000	223.600.000
3010	401401 00111	TRUCK	VOLVO	NL. 10	1996	1,300	115.000.000	149.500.000
3011	401401 00111	TRUCK	VOLVO	NL. 10	1995	1,300	106.000.000	137.800.000
3012	401401 00111	TRUCK	VOLVO	NL. 10	1994	1,300	98.000.000	127.400.000
3013	401401 00111	TRUCK	VOLVO	NL. 10	1993	1,300	91.000.000	118.300.000
3014	401401 00111	TRUCK	VOLVO	NL. 10	1992	1,300	84.000.000	109.200.000
3015	401401 00111	TRUCK	VOLVO	NL. 10	1991	1,300	78.000.000	101.400.000
3016	401401 00111	TRUCK	VOLVO	NL. 10	1990	1,300	72.000.000	93.600.000
3017	401401 00112	TRUCK	VOLVO	NL. 12	2001	1,300	389.000.000	505.700.000
3018	401401 00112	TRUCK	VOLVO	NL. 12	2000	1,300	323.000.000	419.900.000
3019	401401 00112	TRUCK	VOLVO	NL. 12	1999	1,300	268.000.000	348.400.000
3020	401401 00112	TRUCK	VOLVO	NL. 12	1998	1,300	222.000.000	288.600.000
3021	401401 00112	TRUCK	VOLVO	NL. 12	1997	1,300	184.000.000	239.200.000
3022	401401 00112	TRUCK	VOLVO	NL. 12	1996	1,300	123.000.000	159.900.000
3023	401401 00112	TRUCK	VOLVO	NL. 12	1995	1,300	107.000.000	139.100.000
3024	401401 00112	TRUCK	VOLVO	NL. 12	1994	1,300	99.000.000	128.700.000
3025	401401 00112	TRUCK	VOLVO	NL. 12	1993	1,300	92.000.000	119.600.000
3026	401401 00112	TRUCK	VOLVO	NL. 12	1992	1,300	85.000.000	110.500.000
3027	401401 00112	TRUCK	VOLVO	NL. 12	1991	1,300	79.000.000	102.700.000
3028	401401 00112	TRUCK	VOLVO	NL. 12	1990	1,300	73.000.000	94.900.000
3029	401401 00112	TRUCK	VOLVO	NL. 12	1989	1,300	67.000.000	87.100.000
3030	401401 00112	TRUCK	VOLVO	NL. 12	1988	1,300	60.000.000	78.000.000
3031	401401 00112	TRUCK	VOLVO	NL. 12	1987	1,300	52.000.000	67.600.000
3032	401401 00112	TRUCK	VOLVO	NL. 12	1986	1,300	42.000.000	54.600.000
3033	401401 00113	TRUCK	VOLVO	TRUCK VOLVO FL 10 N	2000	1,300	245.000.000	318.500.000
3034	401401 00113	TRUCK	VOLVO	TRUCK VOLVO FL 10 N	1999	1,300	234.000.000	304.200.000
3035	401401 00114	TRUCK	VOLVO	VHD	2004	1,300	417.000.000	542.100.000
3036	401401 00114	TRUCK	VOLVO	VHD	2003	1,300	416.000.000	540.800.000
3037	401401 00114	TRUCK	VOLVO	VHD	2002	1,300	405.000.000	526.500.000
3038	401401 00115	TRUCK	VOLVO	WESTEREN STAR 4864 F	2002	1,300	260.000.000	338.000.000
3039	401401 00116	TRUCK	VOLVO	WG 64	2001	1,300	389.000.000	505.700.000
3040	401401 00116	TRUCK	VOLVO	WG 64	2000	1,300	323.000.000	419.900.000
3041	401401 00116	TRUCK	VOLVO	WG 64	1999	1,300	268.000.000	348.400.000
3042	401401 00116	TRUCK	VOLVO	WG 64	1998	1,300	222.000.000	288.600.000
3043	401401 00117	TRUCK	VOLVO	WOSTER N STAR 4864 F / 10.500cc	1995	1,300	120.000.000	156.000.000
3044	401401 00118	TRUCK	VOLVO	YF 2 H	1999	1,300	200.000.000	260.000.000
3045	401616 00001	TRUCK	AUTOCAR	AUTOCAR	1980	1,300	13.500.000	17.550.000
3046	401630 00001	TRUCK	HOWO	ZZ2257N4657A (6X6)	2009	1,300	390.000.000	507.000.000
3047	401630 00001	TRUCK	HOWO	ZZ2257N4657A (6X6)	2008	1,300	364.000.000	473.200.000
3048	401631 00010	TRUCK	FOTON	AUMAN BJ3253DLPJE-R	2019	1,300	380.000.000	494.000.000
3049	401631 00011	TRUCK	FOTON	AUMAN BJ4183SLFJA-RA	2019	1,300	314.000.000	408.200.000
3050	401631 00012	TRUCK	FOTON	AUMAN BJ5257GJB-RC	2019	1,300	525.000.000	682.500.000
3051	401638 00001	TRUCK	REO	REO LT	1980	1,300	11.000.000	14.300.000
3052	401647 00001	TRUCK	SHAANXI	SX5251GJBJM364	2012	1,300	441.000.000	573.300.000
3053	401656 00001	TRUCK	FOTON AUMAN	BJ3253DLPJE-R	2013	1,300	536.000.000	696.800.000
3054	401656 00002	TRUCK	FOTON AUMAN	BJ4183SLFJA-RA (4X2) M/T	2015	1,300	512.000.000	665.600.000
3055	401656 00002	TRUCK	FOTON AUMAN	BJ4183SLFJA-RA (4X2) M/T	2014	1,300	488.000.000	634.400.000
3056	401656 00003	TRUCK	FOTON AUMAN	BJ5257GJB-RA	2015	1,300	792.000.000	1.029.600.000
3057	401656 00003	TRUCK	FOTON AUMAN	BJ5257GJB-RA	2014	1,300	754.000.000	980.200.000
3058	401657 00001	TRUCK	FUSO	FG8JSKB-GGJ (FG235JS)	2018	1,300	408.000.000	530.400.000
3059	401657 00001	TRUCK	FUSO	FG8JSKB-GGJ (FG235JS)	2017	1,300	389.000.000	505.700.000
3060	401657 00001	TRUCK	FUSO	FG8JSKB-GGJ (FG235JS)	2016	1,300	370.000.000	481.000.000
3061	401657 00001	TRUCK	FUSO	FG8JSKB-GGJ (FG235JS)	2015	1,300	358.000.000	465.400.000
3062	401657 00001	TRUCK	FUSO	FG8JSKB-GGJ (FG235JS)	2014	1,300	341.000.000	443.300.000
3063	401657 00002	TRUCK	FUSO	FJX3W (6X4) MT	2015	1,300	411.000.000	534.300.000
3064	401657 00002	TRUCK	FUSO	FJX3W (6X4) MT	2014	1,300	391.000.000	508.300.000
3065	401657 00003	TRUCK	FUSO	FJY1W (6X2) M/T	2015	1,300	203.000.000	263.900.000
3066	401657 00003	TRUCK	FUSO	FJY1W (6X2) M/T	2014	1,300	193.000.000	250.900.000
3067	401657 00003	TRUCK	FUSO	FJY1W (6X2) M/T	2013	1,300	182.000.000	236.600.000
3068	401657 00004	TRUCK	FUSO	MITSUBISHI FUSO FIV2P HD 4X2 M/T	2018	1,300	387.000.000	503.100.000
3069	401657 00004	TRUCK	FUSO	MITSUBISHI FUSO FIV2P HD 4X2 M/T	2017	1,300	380.000.000	494.000.000
3070	401657 00004	TRUCK	FUSO	MITSUBISHI FUSO FIV2P HD 4X2 M/T	2016	1,300	373.000.000	484.900.000
3071	401657 00004	TRUCK	FUSO	MITSUBISHI FUSO FIV2P HD 4X2 M/T	2015	1,300	366.000.000	475.800.000
3072	401657 00005	TRUCK	FUSO	MITSUBISHI FUSO FJX3W M 6X4 M/T	2018	1,300	736.000.000	956.800.000
3073	401657 00005	TRUCK	FUSO	MITSUBISHI FUSO FJX3W M 6X4 M/T	2017	1,300	722.000.000	938.600.000
3074	401657 00005	TRUCK	FUSO	MITSUBISHI FUSO FJX3W M 6X4 M/T	2016	1,300	708.000.000	920.400.000
3075	401657 00005	TRUCK	FUSO	MITSUBISHI FUSO FJX3W M 6X4 M/T	2015	1,300	694.000.000	902.200.000
3076	401657 00006	TRUCK	FUSO	MITSUBISHI FUSO FJX4W S (4X2) M/T	2018	1,300	586.000.000	761.800.000
3077	401657 00006	TRUCK	FUSO	MITSUBISHI FUSO FJX4W S (4X2) M/T	2017	1,300	575.000.000	747.500.000
3078	401657 00006	TRUCK	FUSO	MITSUBISHI FUSO FJX4W S (4X2) M/T	2016	1,300	564.000.000	733.200.000
3079	401657 00006	TRUCK	FUSO	MITSUBISHI FUSO FJX4W S (4X2) M/T	2015	1,300	553.000.000	718.900.000
3080	401657 00007	TRUCK	FUSO	MITSUBISHI FUSO FJY1W L 6X2 M/T	2018	1,300	268.000.000	348.400.000
3081	401657 00007	TRUCK	FUSO	MITSUBISHI FUSO FJY1W L 6X2 M/T	2017	1,300	263.000.000	341.900.000
3082	401657 00007	TRUCK	FUSO	MITSUBISHI FUSO FJY1W L 6X2 M/T	2016	1,300	258.000.000	335.400.000
3083	401657 00007	TRUCK	FUSO	MITSUBISHI FUSO FJY1W L 6X2 M/T	2015	1,300	253.000.000	328.900.000
3084	401657 00007	TRUCK	FUSO	MITSUBISHI FUSO FJY1W L 6X2 M/T	2014	1,300	248.000.000	322.400.000
3085	401657 00008	TRUCK	FUSO	MITSUBISHI FUSO FJY3W T (6X4) M/T	2016	1,300	351.000.000	456.300.000
3086	401657 00009	TRUCK	FUSO	MITSUBISHI FUSO FZY3W 280 T (6X4) M/T	2018	1,300	801.000.000	1.041.300.000
3087	401657 00010	TRUCK	FUSO	MITSUBISHI FUSO FZY3W T (6X4) MT	2016	1,300	351.000.000	456.300.000
3088	401657 00010	TRUCK	FUSO	MITSUBISHI FUSO FZY3W T (6X4) MT	2015	1,300	340.000.000	442.000.000
3089	401743 00011	TRUCK	FAW	CA1250P1K2L7T2EA80	2019	1,300	316.000.000	410.800.000
3090	401743 00002	TRUCK	FAW	CA1253 7.700cc	2012	1,300	210.000.000	273.000.000

NO	KODING	JENIS	MEREK	TIPE	TH BUAT	BOBOT	NJKB	DP PKB
1	2	3	4	5	6	7	8	9
3091	401743 00012	TRUCK	FAW	CA1253P7K2L11T1	2019	1,300	291.000.000	378.300.000
3092	401743 00003	TRUCK	FAW	CA1310 9.726cc	2012	1,300	345.000.000	448.500.000
3093	401743 00013	TRUCK	FAW	CA1310P2K15L7T4YA80	2019	1,300	483.000.000	627.900.000
3094	401743 00014	TRUCK	FAW	CA1310PK2L7T4A80	2019	1,300	483.000.000	627.900.000
3095	401743 00015	TRUCK	FAW	CA1312P2K2L7T4EA80	2019	1,300	494.000.000	642.200.000
3096	401743 00016	TRUCK	FAW	CA1313P2K2L7T4EA80	2019	1,300	515.000.000	669.500.000
3097	401743 00004	TRUCK	FAW	CA1320 9.726cc	2012	1,300	320.000.000	416.000.000
3098	401743 00004	TRUCK	FAW	CA1320 9.726cc	2011	1,300	310.000.000	403.000.000
3099	401743 00017	TRUCK	FAW	CA1320P2K15L3T1YA80	2019	1,300	446.000.000	579.800.000
3100	401743 00018	TRUCK	FAW	CA3253P7K2T1	2019	1,300	423.000.000	549.900.000
3101	401743 00005	TRUCK	FAW	CA3256 9.726cc	2012	1,300	250.000.000	325.000.000
3102	401743 00019	TRUCK	FAW	CA3256P2K15T1YA80	2019	1,300	257.000.000	334.100.000
3103	401743 00020	TRUCK	FAW	CA3256P2K2T1EA81	2019	1,300	515.000.000	669.500.000
3104	401743 00006	TRUCK	FAW	CA3312 9.726cc	2012	1,300	495.000.000	565.500.000
3105	401743 00021	TRUCK	FAW	CA3312P2K15T4YA80	2019	1,300	454.000.000	590.200.000
3106	401743 00022	TRUCK	FAW	CA3312P2K2L4T4EA80	2019	1,300	567.000.000	737.100.000
3107	401743 00023	TRUCK	FAW	CA4161P1K2A80	2019	1,300	291.000.000	378.300.000
3108	401743 00024	TRUCK	FAW	CA4250P6K24T1A1EX	2019	1,300	468.000.000	608.400.000
3109	401743 00025	TRUCK	FAW	CA4252P21K2T1A1Y	2019	1,300	468.000.000	608.400.000
3110	401743 00026	TRUCK	FAW	CA4258P2K15T1NYA80	2019	1,300	478.000.000	621.400.000
3111	401743 00027	TRUCK	FAW	CA4258P2K2T1EA80	2019	1,300	326.000.000	423.800.000
3112	401743 00028	TRUCK	FAW	CA4322P2K15T1YA80	2019	1,300	418.000.000	543.400.000
3113	401743 00029	TRUCK	FAW	CA5250GJBA80	2019	1,300	425.000.000	552.500.000
3114	401761 00001	TRUCK	HUANG	HE/JN 162 12.000cc	1991	1,300	32.000.000	41.600.000
3115	401773 00001	TRUCK	MACK	(OILFIELD TRUCK)	1980	1,300	32.800.000	42.640.000
3116	401788 00001	TRUCK	TADA	KH60V	1980	1,300	15.000.000	19.500.000
3117	401790 00087	TRUCK	UD TRUCKS	CDE 250 6X2R WB4300MM	2019	1,300	256.000.000	332.800.000
3118	401790 00088	TRUCK	UD TRUCKS	CDE 250 6X2R WB4300MM BL	2019	1,300	257.000.000	334.100.000
3119	401790 00089	TRUCK	UD TRUCKS	CDE 250 6X2R WB4300MM BL M/T	2019	1,300	257.000.000	334.100.000
3120	401790 00090	TRUCK	UD TRUCKS	CDE 250 6X2R WB4300MM M/T	2019	1,300	256.000.000	332.800.000
3121	401790 00091	TRUCK	UD TRUCKS	CDE 250 6X2R WB5100MM	2019	1,300	426.000.000	553.800.000
3122	401790 00091	TRUCK	UD TRUCKS	CDE 250 6X2R WB5100MM	2018	1,300	405.000.000	526.500.000
3123	401790 00009	TRUCK	UD TRUCKS	CDE 250 6X2R WB5100MM BL	2019	1,300	428.000.000	556.400.000
3124	401790 00009	TRUCK	UD TRUCKS	CDE 250 6X2R WB5100MM BL	2018	1,300	407.000.000	529.100.000
3125	401790 00010	TRUCK	UD TRUCKS	CDE 250 6X2R WB5100MM BL M/T	2019	1,300	428.000.000	556.400.000
3126	401790 00010	TRUCK	UD TRUCKS	CDE 250 6X2R WB5100MM BL M/T	2018	1,300	407.000.000	529.100.000
3127	401790 00011	TRUCK	UD TRUCKS	CDE 250 6X2R WB5100MM M/T	2019	1,300	426.000.000	553.800.000
3128	401790 00011	TRUCK	UD TRUCKS	CDE 250 6X2R WB5100MM M/T	2018	1,300	405.000.000	526.500.000
3129	401790 00001	TRUCK	UD TRUCKS	CDE 250 6X2R WB5600MM	2019	1,300	430.000.000	559.000.000
3130	401790 00001	TRUCK	UD TRUCKS	CDE 250 6X2R WB5600MM	2018	1,300	409.000.000	531.700.000
3131	401790 00001	TRUCK	UD TRUCKS	CDE 250 6X2R WB5600MM	2017	1,300	389.000.000	505.700.000
3132	401790 00001	TRUCK	UD TRUCKS	CDE 250 6X2R WB5600MM	2016	1,300	370.000.000	481.000.000
3133	401790 00002	TRUCK	UD TRUCKS	CDE 250 6X2R WB5600MM BL	2019	1,300	432.000.000	561.600.000
3134	401790 00002	TRUCK	UD TRUCKS	CDE 250 6X2R WB5600MM BL	2018	1,300	411.000.000	534.300.000
3135	401790 00003	TRUCK	UD TRUCKS	CDE 250 6X2R WB5600MM BL M/T	2019	1,300	432.000.000	561.600.000
3136	401790 00003	TRUCK	UD TRUCKS	CDE 250 6X2R WB5600MM BL M/T	2018	1,300	411.000.000	534.300.000
3137	401790 00004	TRUCK	UD TRUCKS	CDE 250 6X2R WB5600MM M/T	2019	1,300	430.000.000	559.000.000
3138	401790 00004	TRUCK	UD TRUCKS	CDE 250 6X2R WB5600MM M/T	2018	1,300	409.000.000	531.700.000
3139	401790 00005	TRUCK	UD TRUCKS	CDE 250 6X2R WB6100MM	2019	1,300	434.000.000	564.200.000
3140	401790 00005	TRUCK	UD TRUCKS	CDE 250 6X2R WB6100MM	2018	1,300	413.000.000	536.900.000
3141	401790 00005	TRUCK	UD TRUCKS	CDE 250 6X2R WB6100MM	2017	1,300	393.000.000	510.900.000
3142	401790 00005	TRUCK	UD TRUCKS	CDE 250 6X2R WB6100MM	2016	1,300	374.000.000	486.200.000
3143	401790 00006	TRUCK	UD TRUCKS	CDE 250 6X2R WB6100MM BL	2019	1,300	453.000.000	588.900.000
3144	401790 00006	TRUCK	UD TRUCKS	CDE 250 6X2R WB6100MM BL	2018	1,300	431.000.000	560.300.000
3145	401790 00007	TRUCK	UD TRUCKS	CDE 250 6X2R WB6100MM BL M/T	2019	1,300	453.000.000	588.900.000
3146	401790 00007	TRUCK	UD TRUCKS	CDE 250 6X2R WB6100MM BL M/T	2018	1,300	431.000.000	560.300.000
3147	401790 00008	TRUCK	UD TRUCKS	CDE 250 6X2R WB6100MM M/T	2019	1,300	434.000.000	564.200.000
3148	401790 00008	TRUCK	UD TRUCKS	CDE 250 6X2R WB6100MM M/T	2018	1,300	413.000.000	536.900.000
3149	401790 00092	TRUCK	UD TRUCKS	CDE 250 6X2R WB6100MM Z	2019	1,300	415.000.000	539.500.000
3150	401790 00093	TRUCK	UD TRUCKS	CDE 250 6X2R WB6100MM Z BL	2019	1,300	417.000.000	542.100.000
3151	401790 00094	TRUCK	UD TRUCKS	CDE 250 6X2R WB6100MM Z BL M/T	2019	1,300	417.000.000	542.100.000
3152	401790 00095	TRUCK	UD TRUCKS	CDE 250 6X2R WB6100MM Z M/T	2019	1,300	415.000.000	539.500.000
3153	401790 00012	TRUCK	UD TRUCKS	CDE 280 6X2R WB5600MM	2019	1,300	454.000.000	590.200.000
3154	401790 00012	TRUCK	UD TRUCKS	CDE 280 6X2R WB5600MM	2018	1,300	432.000.000	561.600.000
3155	401790 00012	TRUCK	UD TRUCKS	CDE 280 6X2R WB5600MM	2017	1,300	411.000.000	534.300.000
3156	401790 00012	TRUCK	UD TRUCKS	CDE 280 6X2R WB5600MM	2016	1,300	391.000.000	508.300.000
3157	401790 00013	TRUCK	UD TRUCKS	CDE 280 6X2R WB5600MM BL	2019	1,300	455.000.000	591.500.000
3158	401790 00013	TRUCK	UD TRUCKS	CDE 280 6X2R WB5600MM BL	2018	1,300	433.000.000	562.900.000
3159	401790 00014	TRUCK	UD TRUCKS	CDE 280 6X2R WB5600MM BL M/T	2019	1,300	455.000.000	591.500.000
3160	401790 00014	TRUCK	UD TRUCKS	CDE 280 6X2R WB5600MM BL M/T	2018	1,300	433.000.000	562.900.000
3161	401790 00015	TRUCK	UD TRUCKS	CDE 280 6X2R WB5600MM M/T	2019	1,300	454.000.000	590.200.000
3162	401790 00015	TRUCK	UD TRUCKS	CDE 280 6X2R WB5600MM M/T	2018	1,300	432.000.000	561.600.000
3163	401790 00016	TRUCK	UD TRUCKS	CDE 280 6X2R WB6100MM	2019	1,300	456.000.000	592.800.000
3164	401790 00016	TRUCK	UD TRUCKS	CDE 280 6X2R WB6100MM	2018	1,300	434.000.000	564.200.000
3165	401790 00016	TRUCK	UD TRUCKS	CDE 280 6X2R WB6100MM	2017	1,300	413.000.000	536.900.000
3166	401790 00016	TRUCK	UD TRUCKS	CDE 280 6X2R WB6100MM	2016	1,300	393.000.000	510.900.000
3167	401790 00017	TRUCK	UD TRUCKS	CDE 280 6X2R WB6100MM BL	2019	1,300	462.000.000	600.600.000
3168	401790 00017	TRUCK	UD TRUCKS	CDE 280 6X2R WB6100MM BL	2018	1,300	439.000.000	570.700.000
3169	401790 00018	TRUCK	UD TRUCKS	CDE 280 6X2R WB6100MM BL M/T	2019	1,300	462.000.000	600.600.000
3170	401790 00018	TRUCK	UD TRUCKS	CDE 280 6X2R WB6100MM BL M/T	2018	1,300	439.000.000	570.700.000
3171	401790 00019	TRUCK	UD TRUCKS	CDE 280 6X2R WB6100MM M/T	2019	1,300	456.000.000	592.800.000
3172	401790 00019	TRUCK	UD TRUCKS	CDE 280 6X2R WB6100MM M/T	2018	1,300	434.000.000	564.200.000
3173	401790 00020	TRUCK	UD TRUCKS	CGE 370 8X4R	2019	1,300	561.000.000	729.300.000
3174	401790 00020	TRUCK	UD TRUCKS	CGE 370 8X4R	2018	1,300	533.000.000	692.900.000
3175	401790 00021	TRUCK	UD TRUCKS	CGE 370 8X4R WB4900MM M/T	2019	1,300	561.000.000	729.300.000
3176	401790 00021	TRUCK	UD TRUCKS	CGE 370 8X4R WB4900MM M/T	2018	1,300	533.000.000	692.900.000
3177	401790 00022	TRUCK	UD TRUCKS	CGE 370 8X4R WB5600MM	2019	1,300	562.000.000	730.600.000
3178	401790 00022	TRUCK	UD TRUCKS	CGE 370 8X4R WB5600MM	2018	1,300	534.000.000	694.200.000
3179	401790 00022	TRUCK	UD TRUCKS	CGE 370 8X4R WB5600MM	2017	1,300	508.000.000	660.400.000
3180	401790 00022	TRUCK	UD TRUCKS	CGE 370 8X4R WB5600MM	2016	1,300	483.000.000	627.900.000
3181	401790 00023	TRUCK	UD TRUCKS	CGE 370 8X4R WB5600MM /MT	2019	1,300	562.000.000	730.600.000

NO	KODING	JENIS	MEREK	TIPE	TH BUAT	BOBOT	NJKB	DP PKB
1	2	3	4	5	6	7	8	9
3182	401790 00023	TRUCK	UD TRUCKS	CGE 370 8X4R WB5600MM /MT	2018	1,300	534.000.000	694.200.000
3183	401790 00024	TRUCK	UD TRUCKS	CKE 250 4X2R WB4600MM	2019	1,300	359.000.000	466.700.000
3184	401790 00024	TRUCK	UD TRUCKS	CKE 250 4X2R WB4600MM	2018	1,300	342.000.000	444.600.000
3185	401790 00024	TRUCK	UD TRUCKS	CKE 250 4X2R WB4600MM	2017	1,300	325.000.000	422.500.000
3186	401790 00024	TRUCK	UD TRUCKS	CKE 250 4X2R WB4600MM	2016	1,300	309.000.000	401.700.000
3187	401790 00027	TRUCK	UD TRUCKS	CKE 250 4X2R WB4600MM M/T	2019	1,300	359.000.000	466.700.000
3188	401790 00027	TRUCK	UD TRUCKS	CKE 250 4X2R WB4600MM M/T	2018	1,300	342.000.000	444.600.000
3189	401790 00025	TRUCK	UD TRUCKS	CKE 250 4X2R WB4600MM Z	2019	1,300	355.000.000	461.500.000
3190	401790 00025	TRUCK	UD TRUCKS	CKE 250 4X2R WB4600MM Z	2018	1,300	338.000.000	439.400.000
3191	401790 00026	TRUCK	UD TRUCKS	CKE 250 4X2R WB4600MM Z M/T	2019	1,300	355.000.000	461.500.000
3192	401790 00026	TRUCK	UD TRUCKS	CKE 250 4X2R WB4600MM Z M/T	2018	1,300	338.000.000	439.400.000
3193	401790 00028	TRUCK	UD TRUCKS	CKE 250 4X2R WB5200MM	2019	1,300	363.000.000	471.900.000
3194	401790 00028	TRUCK	UD TRUCKS	CKE 250 4X2R WB5200MM	2018	1,300	345.000.000	448.500.000
3195	401790 00028	TRUCK	UD TRUCKS	CKE 250 4X2R WB5200MM	2017	1,300	328.000.000	426.400.000
3196	401790 00028	TRUCK	UD TRUCKS	CKE 250 4X2R WB5200MM	2016	1,300	312.000.000	405.600.000
3197	401790 00031	TRUCK	UD TRUCKS	CKE 250 4X2R WB5200MM M/T	2019	1,300	363.000.000	471.900.000
3198	401790 00031	TRUCK	UD TRUCKS	CKE 250 4X2R WB5200MM M/T	2018	1,300	345.000.000	448.500.000
3199	401790 00029	TRUCK	UD TRUCKS	CKE 250 4X2R WB5200MM Z	2019	1,300	360.000.000	468.000.000
3200	401790 00029	TRUCK	UD TRUCKS	CKE 250 4X2R WB5200MM Z	2018	1,300	342.000.000	444.600.000
3201	401790 00030	TRUCK	UD TRUCKS	CKE 250 4X2R WB5200MM Z M/T	2019	1,300	360.000.000	468.000.000
3202	401790 00030	TRUCK	UD TRUCKS	CKE 250 4X2R WB5200MM Z M/T	2018	1,300	342.000.000	444.600.000
3203	401790 00032	TRUCK	UD TRUCKS	CKE 250 4X2R WB6000MM	2019	1,300	367.000.000	477.100.000
3204	401790 00032	TRUCK	UD TRUCKS	CKE 250 4X2R WB6000MM	2018	1,300	349.000.000	453.700.000
3205	401790 00032	TRUCK	UD TRUCKS	CKE 250 4X2R WB6000MM	2017	1,300	332.000.000	431.600.000
3206	401790 00032	TRUCK	UD TRUCKS	CKE 250 4X2R WB6000MM	2016	1,300	316.000.000	410.800.000
3207	401790 00035	TRUCK	UD TRUCKS	CKE 250 4X2R WB6000MM M/T	2019	1,300	367.000.000	477.100.000
3208	401790 00035	TRUCK	UD TRUCKS	CKE 250 4X2R WB6000MM M/T	2018	1,300	349.000.000	453.700.000
3209	401790 00033	TRUCK	UD TRUCKS	CKE 250 4X2R WB6000MM Z	2019	1,300	363.000.000	471.900.000
3210	401790 00033	TRUCK	UD TRUCKS	CKE 250 4X2R WB6000MM Z	2018	1,300	345.000.000	448.500.000
3211	401790 00034	TRUCK	UD TRUCKS	CKE 250 4X2R WB6000MM Z M/T	2019	1,300	363.000.000	471.900.000
3212	401790 00034	TRUCK	UD TRUCKS	CKE 250 4X2R WB6000MM Z M/T	2018	1,300	345.000.000	448.500.000
3213	401790 00036	TRUCK	UD TRUCKS	CQE 280 8X2R WB5800MM	2019	1,300	518.000.000	673.400.000
3214	401790 00036	TRUCK	UD TRUCKS	CQE 280 8X2R WB5800MM	2018	1,300	493.000.000	640.900.000
3215	401790 00037	TRUCK	UD TRUCKS	CQE 280 8X2R WB5800MM BL	2019	1,300	519.000.000	674.700.000
3216	401790 00037	TRUCK	UD TRUCKS	CQE 280 8X2R WB5800MM BL	2018	1,300	494.000.000	642.200.000
3217	401790 00038	TRUCK	UD TRUCKS	CQE 280 8X2R WB5800MM BL M/T	2019	1,300	519.000.000	674.700.000
3218	401790 00038	TRUCK	UD TRUCKS	CQE 280 8X2R WB5800MM BL M/T	2018	1,300	494.000.000	642.200.000
3219	401790 00039	TRUCK	UD TRUCKS	CQE 280 8X2R WB5800MM M/T	2019	1,300	518.000.000	673.400.000
3220	401790 00039	TRUCK	UD TRUCKS	CQE 280 8X2R WB5800MM M/T	2018	1,300	493.000.000	640.900.000
3221	401790 00040	TRUCK	UD TRUCKS	CWE 280 6X4R	2019	1,300	420.000.000	546.000.000
3222	401790 00040	TRUCK	UD TRUCKS	CWE 280 6X4R	2018	1,300	399.000.000	518.700.000
3223	401790 00041	TRUCK	UD TRUCKS	CWE 280 6X4R WB3400MM	2017	1,300	395.000.000	513.500.000
3224	401790 00041	TRUCK	UD TRUCKS	CWE 280 6X4R WB3400MM	2016	1,300	366.000.000	475.800.000
3225	401790 00042	TRUCK	UD TRUCKS	CWE 280 6X4R WB3700MM M/T	2019	1,300	420.000.000	546.000.000
3226	401790 00042	TRUCK	UD TRUCKS	CWE 280 6X4R WB3700MM M/T	2018	1,300	399.000.000	518.700.000
3227	401790 00043	TRUCK	UD TRUCKS	CWE 280 6X4R WB4300MM	2019	1,300	553.000.000	718.900.000
3228	401790 00043	TRUCK	UD TRUCKS	CWE 280 6X4R WB4300MM	2018	1,300	526.000.000	683.800.000
3229	401790 00043	TRUCK	UD TRUCKS	CWE 280 6X4R WB4300MM	2017	1,300	500.000.000	650.000.000
3230	401790 00043	TRUCK	UD TRUCKS	CWE 280 6X4R WB4300MM	2016	1,300	475.000.000	617.500.000
3231	401790 00044	TRUCK	UD TRUCKS	CWE 280 6X4R WB4300MM M/T	2019	1,300	553.000.000	718.900.000
3232	401790 00044	TRUCK	UD TRUCKS	CWE 280 6X4R WB4300MM M/T	2018	1,300	526.000.000	683.800.000
3233	401790 00044	TRUCK	UD TRUCKS	CWE 280 6X4R WB4300MM M/T	2017	1,300	500.000.000	650.000.000
3234	401790 00045	TRUCK	UD TRUCKS	CWE 280 6X4R WB5600MM	2019	1,300	537.000.000	698.100.000
3235	401790 00045	TRUCK	UD TRUCKS	CWE 280 6X4R WB5600MM	2018	1,300	511.000.000	664.300.000
3236	401790 00045	TRUCK	UD TRUCKS	CWE 280 6X4R WB5600MM	2017	1,300	486.000.000	631.800.000
3237	401790 00045	TRUCK	UD TRUCKS	CWE 280 6X4R WB5600MM	2016	1,300	462.000.000	600.600.000
3238	401790 00046	TRUCK	UD TRUCKS	CWE 280 6X4R WB5600MM M/T	2019	1,300	537.000.000	698.100.000
3239	401790 00046	TRUCK	UD TRUCKS	CWE 280 6X4R WB5600MM M/T	2018	1,300	511.000.000	664.300.000
3240	401790 00047	TRUCK	UD TRUCKS	CWE 280 6X4R WB6100MM	2019	1,300	545.000.000	708.500.000
3241	401790 00047	TRUCK	UD TRUCKS	CWE 280 6X4R WB6100MM	2018	1,300	518.000.000	673.400.000
3242	401790 00047	TRUCK	UD TRUCKS	CWE 280 6X4R WB6100MM	2017	1,300	493.000.000	640.900.000
3243	401790 00047	TRUCK	UD TRUCKS	CWE 280 6X4R WB6100MM	2016	1,300	469.000.000	609.700.000
3244	401790 00048	TRUCK	UD TRUCKS	CWE 280 6X4R WB6100MM M/T	2019	1,300	545.000.000	708.500.000
3245	401790 00048	TRUCK	UD TRUCKS	CWE 280 6X4R WB6100MM M/T	2018	1,300	518.000.000	673.400.000
3246	401790 00049	TRUCK	UD TRUCKS	CWE 370 6X4R	2019	1,300	543.000.000	705.900.000
3247	401790 00049	TRUCK	UD TRUCKS	CWE 370 6X4R	2018	1,300	516.000.000	670.800.000
3248	401790 00050	TRUCK	UD TRUCKS	CWE 370 6X4R WB3700MM	2019	1,300	542.000.000	704.600.000
3249	401790 00050	TRUCK	UD TRUCKS	CWE 370 6X4R WB3700MM	2018	1,300	515.000.000	669.500.000
3250	401790 00050	TRUCK	UD TRUCKS	CWE 370 6X4R WB3700MM	2017	1,300	490.000.000	637.000.000
3251	401790 00050	TRUCK	UD TRUCKS	CWE 370 6X4R WB3700MM	2016	1,300	466.000.000	605.800.000
3252	401790 00051	TRUCK	UD TRUCKS	CWE 370 6X4R WB3700MM M/T	2019	1,300	542.000.000	704.600.000
3253	401790 00051	TRUCK	UD TRUCKS	CWE 370 6X4R WB3700MM M/T	2018	1,300	515.000.000	669.500.000
3254	401790 00052	TRUCK	UD TRUCKS	CWE 370 6X4R WB3900MM M/T	2019	1,300	543.000.000	705.900.000
3255	401790 00052	TRUCK	UD TRUCKS	CWE 370 6X4R WB3900MM M/T	2018	1,300	516.000.000	670.800.000
3256	401790 00053	TRUCK	UD TRUCKS	CWE 370 6X4R WB4300MM	2019	1,300	544.000.000	707.200.000
3257	401790 00053	TRUCK	UD TRUCKS	CWE 370 6X4R WB4300MM	2018	1,300	517.000.000	672.100.000
3258	401790 00053	TRUCK	UD TRUCKS	CWE 370 6X4R WB4300MM	2017	1,300	492.000.000	639.600.000
3259	401790 00053	TRUCK	UD TRUCKS	CWE 370 6X4R WB4300MM	2016	1,300	468.000.000	608.400.000
3260	401790 00054	TRUCK	UD TRUCKS	CWE 370 6X4R WB4300MM M/T	2019	1,300	544.000.000	707.200.000
3261	401790 00054	TRUCK	UD TRUCKS	CWE 370 6X4R WB4300MM M/T	2018	1,300	517.000.000	672.100.000
3262	401790 00055	TRUCK	UD TRUCKS	GDE 280 6X2T WB3400MM	2019	1,300	498.000.000	647.400.000
3263	401790 00055	TRUCK	UD TRUCKS	GDE 280 6X2T WB3400MM	2018	1,300	474.000.000	616.200.000
3264	401790 00058	TRUCK	UD TRUCKS	GDE280 6X2T WB3400MM BL	2019	1,300	499.000.000	648.700.000
3265	401790 00058	TRUCK	UD TRUCKS	GDE280 6X2T WB3400MM BL	2018	1,300	475.000.000	617.500.000
3266	401790 00056	TRUCK	UD TRUCKS	GDE 280 6X2T WB3400MM BL M/T	2019	1,300	499.000.000	648.700.000
3267	401790 00056	TRUCK	UD TRUCKS	GDE 280 6X2T WB3400MM BL M/T	2018	1,300	475.000.000	617.500.000
3268	401790 00057	TRUCK	UD TRUCKS	GDE 280 6X2T WB3400MM M/T	2019	1,300	498.000.000	647.400.000
3269	401790 00057	TRUCK	UD TRUCKS	GDE 280 6X2T WB3400MM M/T	2018	1,300	474.000.000	616.200.000
3270	401790 00096	TRUCK	UD TRUCKS	GKE 250 4X2T WB3500MM Z	2019	1,300	405.000.000	526.500.000
3271	401790 00097	TRUCK	UD TRUCKS	GKE 250 4X2T WB3500MM Z M/T	2019	1,300	405.000.000	526.500.000
3272	401790 00059	TRUCK	UD TRUCKS	GKE 280 4X2T	2019	1,300	425.000.000	552.500.000

NO	KODING	JENIS	MEREK	TIPE	TH BUAT	BOBOT	NJKB	DP PKB
1	2	3	4	5	6	7	8	9
3273	401790 00059	TRUCK	UD TRUCKS	GKE 280 4X2T	2018	1,300	404.000.000	525.200.000
3274	401790 00059	TRUCK	UD TRUCKS	GKE 280 4X2T	2017	1,300	384.000.000	499.200.000
3275	401790 00059	TRUCK	UD TRUCKS	GKE 280 4X2T	2016	1,300	365.000.000	474.500.000
3276	401790 00059	TRUCK	UD TRUCKS	GKE 280 4X2T	2015	1,300	347.000.000	451.100.000
3277	401790 00059	TRUCK	UD TRUCKS	GKE 280 4X2T	2014	1,300	330.000.000	429.000.000
3278	401790 00060	TRUCK	UD TRUCKS	GKE 280 4X2T WB3300MM	2017	1,300	318.000.000	413.400.000
3279	401790 00060	TRUCK	UD TRUCKS	GKE 280 4X2T WB3300MM	2016	1,300	300.000.000	390.000.000
3280	401790 00061	TRUCK	UD TRUCKS	GKE 280 4X2T WB3400MM	2017	1,300	319.000.000	414.700.000
3281	401790 00061	TRUCK	UD TRUCKS	GKE 280 4X2T WB3400MM	2016	1,300	301.000.000	391.300.000
3282	401790 00062	TRUCK	UD TRUCKS	GKE 280 4X2T WB3500MM M/T	2019	1,300	425.000.000	552.500.000
3283	401790 00062	TRUCK	UD TRUCKS	GKE 280 4X2T WB3500MM M/T	2018	1,300	404.000.000	525.200.000
3284	401790 00063	TRUCK	UD TRUCKS	GKE 280 4X2T WB3600MM	2017	1,300	321.000.000	417.300.000
3285	401790 00063	TRUCK	UD TRUCKS	GKE 280 4X2T WB3600MM	2016	1,300	303.000.000	393.900.000
3286	401790 00064	TRUCK	UD TRUCKS	GKE 280 4X2T WB3700MM	2017	1,300	322.000.000	418.600.000
3287	401790 00064	TRUCK	UD TRUCKS	GKE 280 4X2T WB3700MM	2016	1,300	303.000.000	393.900.000
3288	401790 00065	TRUCK	UD TRUCKS	GWE 280 6X4T WB3400MM	2019	1,300	550.000.000	715.000.000
3289	401790 00065	TRUCK	UD TRUCKS	GWE 280 6X4T WB3400MM	2018	1,300	523.000.000	679.900.000
3290	401790 00065	TRUCK	UD TRUCKS	GWE 280 6X4T WB3400MM	2017	1,300	497.000.000	646.100.000
3291	401790 00065	TRUCK	UD TRUCKS	GWE 280 6X4T WB3400MM	2016	1,300	473.000.000	614.900.000
3292	401790 00066	TRUCK	UD TRUCKS	GWE 280 6X4T WB3400MM M/T	2019	1,300	550.000.000	715.000.000
3293	401790 00066	TRUCK	UD TRUCKS	GWE 280 6X4T WB3400MM M/T	2018	1,300	523.000.000	679.900.000
3294	401790 00067	TRUCK	UD TRUCKS	GWE 280 6X4T WB3600MM	2017	1,300	388.000.000	504.400.000
3295	401790 00067	TRUCK	UD TRUCKS	GWE 280 6X4T WB3600MM	2016	1,300	360.000.000	468.000.000
3296	401790 00068	TRUCK	UD TRUCKS	GWE 330 6X4T	2019	1,300	594.000.000	772.200.000
3297	401790 00068	TRUCK	UD TRUCKS	GWE 330 6X4T	2018	1,300	565.000.000	734.500.000
3298	401790 00071	TRUCK	UD TRUCKS	GWE 330 6X4T WB3400MM M/T	2019	1,300	594.000.000	772.200.000
3299	401790 00071	TRUCK	UD TRUCKS	GWE 330 6X4T WB3400MM M/T	2018	1,300	565.000.000	734.500.000
3300	401790 00069	TRUCK	UD TRUCKS	GWE 330 6X4T WB3400MM Z	2019	1,300	590.000.000	767.000.000
3301	401790 00069	TRUCK	UD TRUCKS	GWE 330 6X4T WB3400MM Z	2018	1,300	561.000.000	729.300.000
3302	401790 00070	TRUCK	UD TRUCKS	GWE 330 6X4T WB3400MM Z M/T	2019	1,300	590.000.000	767.000.000
3303	401790 00070	TRUCK	UD TRUCKS	GWE 330 6X4T WB3400MM Z M/T	2018	1,300	561.000.000	729.300.000
3304	401790 00072	TRUCK	UD TRUCKS	GWE 370 6X4T	2019	1,300	656.000.000	852.800.000
3305	401790 00072	TRUCK	UD TRUCKS	GWE 370 6X4T	2018	1,300	624.000.000	811.200.000
3306	401790 00073	TRUCK	UD TRUCKS	GWE 370 6X4T WB3400MM M/T	2019	1,300	656.000.000	852.800.000
3307	401790 00073	TRUCK	UD TRUCKS	GWE 370 6X4T WB3400MM M/T	2018	1,300	624.000.000	811.200.000
3308	401790 00074	TRUCK	UD TRUCKS	GWE 370 6X4T WB3600MM	2017	1,300	498.000.000	647.400.000
3309	401790 00074	TRUCK	UD TRUCKS	GWE 370 6X4T WB3600MM	2016	1,300	453.000.000	588.900.000
3310	401804 00001	TRUCK	BUCHER	CITYCAT 1000	2019	1,300	751.000.000	976.300.000
3311	401804 00001	TRUCK	BUCHER	CITYCAT 1000	2018	1,300	714.000.000	928.200.000
3312	401804 00002	TRUCK	BUCHER	CITYCAT 2020	2019	1,300	1.000.000.000	1.300.000.000
3313	401804 00002	TRUCK	BUCHER	CITYCAT 2020	2018	1,300	950.000.000	1.235.000.000
3314	401804 00003	TRUCK	BUCHER	CITYCAT 5006	2019	1,300	1.499.000.000	1.948.700.000
3315	401804 00003	TRUCK	BUCHER	CITYCAT 5006	2018	1,300	1.425.000.000	1.852.500.000
3316	401805 00001	TRUCK	HONGYAN	CQ3253TMG384 6X4 330HP	2018	1,300	248.000.000	322.400.000
3317	401806 00003	TRUCK	SINOTRUK	C7H 40.390 6X4 BBS	2019	1,300	731.000.000	950.300.000
3318	401806 00004	TRUCK	SINOTRUK	C7H 40.540 6X4 BBS	2019	1,300	776.000.000	1.008.800.000
3319	401806 00005	TRUCK	SINOTRUK	C7H 50.430 8X4 BB	2019	1,300	822.000.000	1.068.600.000
3320	401806 00006	TRUCK	SINOTRUK	T5G 18.340 6X4 BLS	2019	1,300	457.000.000	594.100.000
3321	401806 00007	TRUCK	SINOTRUK	T5G 26.340 6X4 BB	2019	1,300	529.000.000	687.700.000
3322	401806 00008	TRUCK	SINOTRUK	T5G 26.340 6X4 BBS	2019	1,300	502.000.000	652.600.000
3323	401806 00009	TRUCK	SINOTRUK	T5G 26.340 6X4 BLS	2019	1,300	529.000.000	687.700.000
3324	401806 00010	TRUCK	SINOTRUK	T5G 26.340 6X4 MX	2019	1,300	711.000.000	924.300.000
3325	401806 00011	TRUCK	SINOTRUK	T5G 38.340 8X4 BB	2019	1,300	593.000.000	770.900.000
3326	401806 00001	TRUCK	SINOTRUK	TIPPER	2018	1,300	431.000.000	560.300.000
3327	401806 00012	TRUCK	SINOTRUK	Z24187N3617E1	2019	1,300	305.000.000	396.500.000
3328	401806 00013	TRUCK	SINOTRUK	Z24257N3247E1B	2019	1,300	392.000.000	509.600.000
3329	402185 00384	TRUCK BESTELWAGON	ISUZU	FTR 33 HRX,6.226CC (BESTELWAGON)	1999	1,300	105.000.000	136.500.000
3330	402261 00573	TRUCK BESTELWAGON	MITSUBISHI	FS 410 V / 12.023CC (BESTELWAGON)	1996	1,300	108.000.000	140.400.000
3331	402284 00403	TRUCK BESTELWAGON	NISSAN	CG 450 WZ / 11.000CC (BESTELWAGON)	1998	1,300	145.000.000	188.500.000
3332	404160 00271	TRUCK BOX	HINO	FF 2 HPA / 14.433CC (WING BOX)	1997	1,300	130.000.000	169.000.000
3333	404160 00272	TRUCK BOX	HINO	FG 1 HPA / 12.420CC (BOX)	1997	1,300	130.000.000	169.000.000
3334	404160 00273	TRUCK BOX	HINO	FH 2 KVB / 11.000CC (BOX)	1998	1,300	152.000.000	197.600.000
3335	404160 00274	TRUCK BOX	HINO	FN 272 B (KEMUDI KEMBAR BOX)	1996	1,300	140.000.000	182.000.000
3336	404160 00275	TRUCK BOX	HINO	FP 1 FPA (REFRIGERATOR)	1995	1,300	128.000.000	166.400.000
3337	404261 00574	TRUCK BOX	MITSUBISHI	FT 418-V / 11.149CC (BOX)	1996	1,300	106.000.000	137.800.000
3338	404261 00575	TRUCK BOX	MITSUBISHI	FT 510 VX TRUCK WING BOX 20.020CC	2006	1,300	260.000.000	338.000.000
3339	404261 00576	TRUCK BOX	MITSUBISHI	FT52WZ / 12.023CC (RINTINTIN BOX)	2000	1,300	187.000.000	243.100.000
3340	404261 00577	TRUCK BOX	MITSUBISHI	FU 540 UZ (TRUCK BOX)	2006	1,300	235.000.000	305.500.000
3341	404261 00578	TRUCK BOX	MITSUBISHI	FV 416 T / 16.752cc (USED CARGO) EX TRUCK	1998	1,300	135.000.000	175.500.000
3342	404284 00404	TRUCK BOX	NISSAN	CD 450 NC (BOX)	1998	1,300	142.000.000	184.600.000
3343	404284 00404	TRUCK BOX	NISSAN	CD 450 NC (BOX)	1997	1,300	129.000.000	167.700.000
3344	404284 00404	TRUCK BOX	NISSAN	CD 450 NC (BOX)	1996	1,300	118.000.000	153.400.000
3345	404284 00404	TRUCK BOX	NISSAN	CD 450 NC (BOX)	1995	1,300	112.000.000	145.600.000
3346	404284 00405	TRUCK BOX	NISSAN	CD 450 TN (TANDOM FREEZER BOX)	1998	1,300	164.000.000	213.200.000
3347	404284 00406	TRUCK BOX	NISSAN	CD 450 UC (BOX)	1997	1,300	147.000.000	191.100.000
3348	404284 00406	TRUCK BOX	NISSAN	CD 450 UC (BOX)	1996	1,300	134.000.000	174.200.000
3349	404284 00407	TRUCK BOX	NISSAN	CD 510 NN (BOX)	1999	1,300	206.000.000	267.800.000
3350	404284 00407	TRUCK BOX	NISSAN	CD 510 NN (BOX)	1998	1,300	188.000.000	244.400.000
3351	404284 00407	TRUCK BOX	NISSAN	CD 510 NN (BOX)	1997	1,300	170.000.000	221.000.000
3352	404284 00407	TRUCK BOX	NISSAN	CD 510 NN (BOX)	1996	1,300	155.000.000	201.500.000
3353	404284 00408	TRUCK BOX	NISSAN	CD 520 UN (BOX)	1997	1,300	138.000.000	179.400.000
3354	404284 00408	TRUCK BOX	NISSAN	CD 520 UN (BOX)	1996	1,300	127.000.000	165.100.000
3355	404284 00408	TRUCK BOX	NISSAN	CD 520 UN (BOX)	1995	1,300	118.000.000	153.400.000
3356	404284 00409	TRUCK BOX	NISSAN	CD 520 VN (BOX)	2000	1,300	239.000.000	310.700.000
3357	404284 00409	TRUCK BOX	NISSAN	CD 520 VN (BOX)	1999	1,300	218.000.000	283.400.000
3358	404284 00409	TRUCK BOX	NISSAN	CD 520 VN (BOX)	1998	1,300	198.000.000	257.400.000
3359	404284 00409	TRUCK BOX	NISSAN	CD 520 VN (BOX)	1997	1,300	180.000.000	234.000.000
3360	404284 00409	TRUCK BOX	NISSAN	CD 520 VN (BOX)	1996	1,300	165.000.000	214.500.000
3361	404284 00409	TRUCK BOX	NISSAN	CD 520 VN (BOX)	1995	1,300	149.000.000	193.700.000
3362	404284 00411	TRUCK BOX	NISSAN	CD 530 VN (BOX)	1998	1,300	164.000.000	213.200.000
3363	404284 00411	TRUCK BOX	NISSAN	CD 530 VN (BOX)	1997	1,300	149.000.000	193.700.000

NO	KODING	JENIS	MEREK	TIPE	TH BUAT	BOBOT	NJKB	DP PKB
1	2	3	4	5	6	7	8	9
3364	404284 00410	TRUCK BOX	NISSAN	CD 53 V (BOX)	1997	1,300	131.000.000	170.300.000
3365	404284 00410	TRUCK BOX	NISSAN	CD 53 V (BOX)	1996	1,300	113.000.000	146.900.000
3366	404284 00410	TRUCK BOX	NISSAN	CD 53 V (BOX)	1995	1,300	110.000.000	143.000.000
3367	404284 00410	TRUCK BOX	NISSAN	CD 53 V (BOX)	1994	1,300	107.000.000	139.100.000
3368	404284 00410	TRUCK BOX	NISSAN	CD 53 V (BOX)	1993	1,300	105.000.000	136.500.000
3369	404284 00410	TRUCK BOX	NISSAN	CD 53 V (BOX)	1992	1,300	102.000.000	132.600.000
3370	404284 00410	TRUCK BOX	NISSAN	CD 53 V (BOX)	1991	1,300	97.000.000	126.100.000
3371	404284 00410	TRUCK BOX	NISSAN	CD 53 V (BOX)	1990	1,300	95.000.000	123.500.000
3372	404284 00410	TRUCK BOX	NISSAN	CD 53 V (BOX)	1989	1,300	93.000.000	120.900.000
3373	404284 00410	TRUCK BOX	NISSAN	CD 53 V (BOX)	1988	1,300	88.000.000	114.400.000
3374	404284 00412	TRUCK BOX	NISSAN	CK 450 EN (BOX)	1998	1,300	179.000.000	232.700.000
3375	404284 00412	TRUCK BOX	NISSAN	CK 450 EN (BOX)	1997	1,300	162.000.000	210.600.000
3376	404284 00412	TRUCK BOX	NISSAN	CK 450 EN (BOX)	1996	1,300	149.000.000	193.700.000
3377	404284 00413	TRUCK BOX	NISSAN	CK 450 ENT TRUCK BOX 12.503CC	1997	1,300	140.000.000	182.000.000
3378	404284 00414	TRUCK BOX	NISSAN	CKA 12 BT. (BOX)	1995	1,300	77.000.000	100.100.000
3379	404284 00414	TRUCK BOX	NISSAN	CKA 12 BT. (BOX)	1994	1,300	71.000.000	92.300.000
3380	404284 00414	TRUCK BOX	NISSAN	CKA 12 BT. (BOX)	1993	1,300	66.000.000	85.800.000
3381	404284 00414	TRUCK BOX	NISSAN	CKA 12 BT. (BOX)	1992	1,300	64.000.000	83.200.000
3382	404284 00414	TRUCK BOX	NISSAN	CKA 12 BT. (BOX)	1991	1,300	63.000.000	81.900.000
3383	404284 00415	TRUCK BOX	NISSAN	CKA 12 E. (BOX)	1991	1,300	56.000.000	72.800.000
3384	404284 00415	TRUCK BOX	NISSAN	CKA 12 E. (BOX)	1990	1,300	52.000.000	67.600.000
3385	404284 00415	TRUCK BOX	NISSAN	CKA 12 E. (BOX)	1989	1,300	50.000.000	65.000.000
3386	404284 00416	TRUCK BOX	NISSAN	CKA 12 H. (BOX)	1991	1,300	56.000.000	72.800.000
3387	404284 00416	TRUCK BOX	NISSAN	CKA 12 H. (BOX)	1990	1,300	52.000.000	67.600.000
3388	404284 00416	TRUCK BOX	NISSAN	CKA 12 H. (BOX)	1989	1,300	50.000.000	65.000.000
3389	404284 00417	TRUCK BOX	NISSAN	CL 80 F / 7.500CC (BOX)	1994	1,300	85.000.000	110.500.000
3390	404284 00418	TRUCK BOX	NISSAN	CM 87 F / 6.900CC (DELVAN BOX)	1996	1,300	103.000.000	133.900.000
3391	404284 00419	TRUCK BOX	NISSAN	CMF 87L (CARGO TRUCK BOX) 10870CC	2000	1,300	150.000.000	195.000.000
3392	404284 00420	TRUCK BOX	NISSAN	CW 520 HN (BOX)	2000	1,300	162.000.000	210.600.000
3393	404284 00420	TRUCK BOX	NISSAN	CW 520 HN (BOX)	1999	1,300	149.000.000	193.700.000
3394	404284 00420	TRUCK BOX	NISSAN	CW 520 HN (BOX)	1998	1,300	137.000.000	178.100.000
3395	404284 00420	TRUCK BOX	NISSAN	CW 520 HN (BOX)	1997	1,300	124.000.000	161.200.000
3396	404381 01069	TRUCK BOX	TOYOTA	BU 88 / 3.768CC (BOX)	1996	1,300	73.000.000	94.900.000
3397	404381 01070	TRUCK BOX	TOYOTA	DA 110-3 / 6.494CC (BOX)	1985	1,300	34.000.000	44.200.000
3398	406160 00276	TRUCK CAR CARRIER	HINO	FF 179 B / 6443CC (CAR CARRIER)	1995	1,300	106.000.000	137.800.000
3399	406160 00277	TRUCK CAR CARRIER	HINO	FF 2 HUA / 10.520CC (CARRIER)	1998	1,300	139.000.000	180.700.000
3400	406160 00278	TRUCK CAR CARRIER	HINO	FF 3 HUA TRUCK CARRIER 7412 CC	1998	1,300	122.000.000	158.600.000
3401	406160 00279	TRUCK CAR CARRIER	HINO	FG 1 HUA (CAR CARRIER)	1999	1,300	187.000.000	243.100.000
3402	406160 00280	TRUCK CAR CARRIER	HINO	FG 1 JHUA CARRIER TRUCK 6485 CC	1998	1,300	136.000.000	176.800.000
3403	406160 00281	TRUCK CAR CARRIER	HINO	SH 1 FLA (CAR CARRIER)	1999	1,300	235.000.000	305.500.000
3404	406160 00281	TRUCK CAR CARRIER	HINO	SH 1 FLA (CAR CARRIER)	1998	1,300	213.000.000	276.900.000
3405	406160 00281	TRUCK CAR CARRIER	HINO	SH 1 FLA (CAR CARRIER)	1997	1,300	194.000.000	252.200.000
3406	406185 00385	TRUCK CAR CARRIER	ISUZU	NKR 66-2 (CARCARRIER)	2001	1,300	101.000.000	131.300.000
3407	406261 00579	TRUCK CAR CARRIER	MITSUBISHI	FM 516 S CARRIER 6.919CC	1999	1,300	175.000.000	227.500.000
3408	406261 00579	TRUCK CAR CARRIER	MITSUBISHI	FM 516 S CARRIER 6.919CC	1998	1,300	149.000.000	193.700.000
3409	406261 00579	TRUCK CAR CARRIER	MITSUBISHI	FM 516 S CARRIER 6.919CC	1997	1,300	145.000.000	188.500.000
3410	406261 00579	TRUCK CAR CARRIER	MITSUBISHI	FM 516 S CARRIER 6.919CC	1989	1,300	71.000.000	92.300.000
3411	406261 00579	TRUCK CAR CARRIER	MITSUBISHI	FM 516 S CARRIER 6.919CC	1986	1,300	56.000.000	72.800.000
3412	406261 00579	TRUCK CAR CARRIER	MITSUBISHI	FM 516 S CARRIER 6.919CC	1985	1,300	50.000.000	65.000.000
3413	406261 00580	TRUCK CAR CARRIER	MITSUBISHI	FUSO FM 516 S (CAR CARRIER)	1995	1,300	64.000.000	83.200.000
3414	406284 00421	TRUCK CAR CARRIER	NISSAN	CK 31 T / 11.149CC (CAR CARRIER)	1981	1,300	33.000.000	42.900.000
3415	406284 00422	TRUCK CAR CARRIER	NISSAN	CP 80 T / 11.149CC (CAR CARRIER)	1995	1,300	105.000.000	136.500.000
3416	406284 00423	TRUCK CAR CARRIER	NISSAN	CP 87 S / 6.925CC (CARRIER)	1998	1,300	136.000.000	176.800.000
3417	406284 00424	TRUCK CAR CARRIER	NISSAN	CP 88 S / 6.925CC (CAR CARRIER)	1996	1,300	112.000.000	145.600.000
3418	408160 00282	TRUCK CONCRETE MIXRER	HINO	FR 2 KKA / 13.267CC (CONCRETE MIXER)	1998	1,300	162.000.000	210.600.000
3419	408261 00582	TRUCK CONCRETE MIXRER	MITSUBISHI	FV416J CONCRETE MIXER TRUCK 16.752CC	2006	1,300	250.000.000	325.000.000
3420	408261 00583	TRUCK CONCRETE MIXRER	MITSUBISHI	FV419J CONCRETE MIXER TRUCK 17.737CC	2006	1,300	250.000.000	325.000.000
3421	408261 00581	TRUCK CONCRETE MIXRER	MITSUBISHI	FV 515 JX CONCRETE MIXER TRUCK 16.031 CC	2007	1,300	280.000.000	364.000.000
3422	408284 00425	TRUCK CONCRETE MIXRER	NISSAN	CW 45 HA / 12.503CC (CONCRETE MIXER)	1997	1,300	145.000.000	188.500.000
3423	408284 00426	TRUCK CONCRETE MIXRER	NISSAN	CW 60 H / 11.000CC (CONCRETE MIXER)	1994	1,300	93.000.000	120.900.000
3424	409160 00283	TRUCK CONCRETE PUMP	HINO	FH 222 K / 7.142CC (CONCRETE PUMP)	1997	1,300	114.000.000	148.200.000
3425	409160 00284	TRUCK CONCRETE PUMP	HINO	FH272B / 13.596CC (CONCRETE PUMP)	1998	1,300	151.000.000	196.300.000
3426	409160 00285	TRUCK CONCRETE PUMP	HINO	FN 284 B / 11.000CC (CONCRETE PUMP)	1996	1,300	122.000.000	158.600.000
3427	409185 00386	TRUCK CONCRETE PUMP	ISUZU	CVR 17 K / 12.023CC (CONCRETE PUMP TRUCK)	2008	1,300	360.000.000	468.000.000
3428	409185 00387	TRUCK CONCRETE PUMP	ISUZU	CVR 17 K / 13.632CC (CONCRETE PUMP)	1995	1,300	156.000.000	202.800.000
3429	409185 00388	TRUCK CONCRETE PUMP	ISUZU	CVR 17 K / 14.313CC (CONCRETE PUMP)	1994	1,300	151.000.000	196.300.000
3430	409185 00389	TRUCK CONCRETE PUMP	ISUZU	CVR 70 K / 13.870CC (CONCRETE PUMP)	1997	1,300	216.000.000	280.800.000
3431	409185 00398	TRUCK CONCRETE PUMP	ISUZU	CVR 80 K EX TRUCK	2008	1,300	448.000.000	582.400.000
3432	409185 00396	TRUCK CONCRETE PUMP	ISUZU	CXZ 71 Q. 16.683CC (CHASIS TRONTON) EX TRUCK	2011	1,300	223.000.000	289.900.000
3433	409185 00397	TRUCK CONCRETE PUMP	ISUZU	CXZ 71 Q EX TRUCK	2009	1,300	193.000.000	250.900.000
3434	409185 00390	TRUCK CONCRETE PUMP	ISUZU	FRR 12 FA / 12.011CC (CONCRETE PUMP)	1988	1,300	160.000.000	208.000.000
3435	409185 00391	TRUCK CONCRETE PUMP	ISUZU	IHI / CVR 17 K / 7500CC (CONCRETE PUMP TRUCK)	1988	1,300	112.000.000	145.600.000
3436	409185 00392	TRUCK CONCRETE PUMP	ISUZU	IHI / CXZ 190 / 7000CC (CONCRETE PUMP)	1988	1,300	138.000.000	179.400.000
3437	409185 00393	TRUCK CONCRETE PUMP	ISUZU	SLR 450 / 16.100CC (CONCRETE PUMP)	1997	1,300	146.000.000	189.800.000
3438	409185 00394	TRUCK CONCRETE PUMP	ISUZU	SLR 461 / 14.000CC (CONCRETE PUMP)	1995	1,300	107.000.000	139.100.000
3439	409185 00395	TRUCK CONCRETE PUMP	ISUZU	SMR 461 / 7500CC (CONCRETE PUMP)	1995	1,300	127.000.000	165.100.000
3440	409261 00584	TRUCK CONCRETE PUMP	MITSUBISHI	FP415L (CONCRETE PUMP TRUCK)	2010	1,300	173.000.000	224.900.000
3441	409261 00585	TRUCK CONCRETE PUMP	MITSUBISHI	FV 415L (CONCRETE PUMP TRUCK)	2010	1,300	390.000.000	507.000.000
3442	409261 00586	TRUCK CONCRETE PUMP	MITSUBISHI	FV 416 P (CONCRETE PUMP TRUCK)	2007	1,300	270.000.000	351.000.000
3443	409284 00427	TRUCK CONCRETE PUMP	NISSAN	CK 31 H / 11.000CC (CONCRETE PUMP)	1997	1,300	118.000.000	153.400.000
3444	409284 00428	TRUCK CONCRETE PUMP	NISSAN	CWB 450 / 12.503CC (CONCRETE PUMP)	1996	1,300	149.000.000	193.700.000
3445	411160 00286	TRUCK CRANE	HINO	FR 3 FUA / 11.149CC (CRANE)	1996	1,300	160.000.000	208.000.000
3446	411160 00287	TRUCK CRANE	HINO	FR 609 B / 16.260CC (CRANE)	1996	1,300	117.000.000	152.100.000
3447	411160 00288	TRUCK CRANE	HINO	FS 271 K / 6.728CC (CRANE)	1992	1,300	54.000.000	70.200.000
3448	411160 00289	TRUCK CRANE	HINO	FS 275 K / 7.961CC (CARGO CRANE)	2008	1,300	172.000.000	223.600.000
3449	411160 00289	TRUCK CRANE	HINO	FS 275 K / 7.961CC (CARGO CRANE)	2007	1,300	164.000.000	213.200.000
3450	411160 00289	TRUCK CRANE	HINO	FS 275 K / 7.961CC (CARGO CRANE)	2006	1,300	156.000.000	202.800.000
3451	411160 00289	TRUCK CRANE	HINO	FS 275 K / 7.961CC (CARGO CRANE)	2005	1,300	149.000.000	193.700.000
3452	411160 00289	TRUCK CRANE	HINO	FS 275 K / 7.961CC (CARGO CRANE)	2004	1,300	142.000.000	184.600.000

NO	KODING	JENIS	MEREK	TIPE	TH BUAT	BOBOT	NJKB	DP PKB
1	2	3	4	5	6	7	8	9
3453	411160 00289	TRUCK CRANE	HINO	FS 275 K / 7.961CC (CARGO CRANE)	2003	1,300	135.000.000	175.500.000
3454	411160 00289	TRUCK CRANE	HINO	FS 275 K / 7.961CC (CARGO CRANE)	2002	1,300	129.000.000	167.700.000
3455	411160 00289	TRUCK CRANE	HINO	FS 275 K / 7.961CC (CARGO CRANE)	2001	1,300	123.000.000	159.900.000
3456	411160 00289	TRUCK CRANE	HINO	FS 275 K / 7.961CC (CARGO CRANE)	2000	1,300	117.000.000	152.100.000
3457	411160 00289	TRUCK CRANE	HINO	FS 275 K / 7.961CC (CARGO CRANE)	1999	1,300	111.000.000	144.300.000
3458	411160 00289	TRUCK CRANE	HINO	FS 275 K / 7.961CC (CARGO CRANE)	1998	1,300	106.000.000	137.800.000
3459	411161 00001	TRUCK CRANE	HITACHI	HITACHI KG 51 V / 7.500CC (CRANE)	1986	1,300	98.000.000	127.400.000
3460	411183 00010	TRUCK CRANE	INTERNATIONAL	NTC 290 14.500CC (CRANE)	1980	1,300	55.000.000	71.500.000
3461	411185 00399	TRUCK CRANE	ISUZU	CXW 19 P / 13.201CC (CRANE)	1997	1,300	55.000.000	71.500.000
3462	411185 00400	TRUCK CRANE	ISUZU	FV 416 J / 15.115CC (CRANE)	1997	1,300	143.000.000	185.900.000
3463	411185 00401	TRUCK CRANE	ISUZU	FV 416 P / 16.051CC (CRANE)	1996	1,300	135.000.000	175.500.000
3464	411261 00587	TRUCK CRANE	MITSUBISHI	FE 315 BD (CRANE)	1997	1,300	84.000.000	109.200.000
3465	411261 00588	TRUCK CRANE	MITSUBISHI	FE 435 E (CRANE)	1997	1,300	90.000.000	117.000.000
3466	411261 00589	TRUCK CRANE	MITSUBISHI	FE 439 E / 2.500CC (CRANE)	1997	1,300	91.000.000	118.300.000
3467	411261 00590	TRUCK CRANE	MITSUBISHI	FE 447 C (CRANE)	1997	1,300	69.000.000	89.700.000
3468	411261 00591	TRUCK CRANE	MITSUBISHI	FE 447 E / 2.500CC (CRANE)	1997	1,300	69.000.000	89.700.000
3469	411261 00592	TRUCK CRANE	MITSUBISHI	FK 417 H (CRANE)	1997	1,300	145.000.000	188.500.000
3470	411261 00593	TRUCK CRANE	MITSUBISHI	FK 618 D / 12.000CC (HIDROLIC CRANE)	1996	1,300	148.000.000	192.400.000
3471	411261 00594	TRUCK CRANE	MITSUBISHI	FV 418 P / 11.149CC (CRANE)	2001	1,300	189.000.000	245.700.000
3472	411261 00595	TRUCK CRANE	MITSUBISHI	K203 CRANE	2008	1,300	260.000.000	338.000.000
3473	411284 00429	TRUCK CRANE	NISSAN	CD 46 S / 7500CC (CRANE)	1995	1,300	106.000.000	137.800.000
3474	411284 00430	TRUCK CRANE	NISSAN	CD 54 V / 11.149CC (CRANE)	1997	1,300	125.000.000	162.500.000
3475	411284 00431	TRUCK CRANE	NISSAN	CM 87 B / 6925CC (CRANE)	1995	1,300	112.000.000	145.600.000
3476	411284 00432	TRUCK CRANE	NISSAN	CM 87 BE / 14.195 (CRANE)	1996	1,300	159.000.000	206.700.000
3477	411284 00433	TRUCK CRANE	NISSAN	CP 88 L / 7500CC (CRANE)	1996	1,300	130.000.000	169.000.000
3478	411284 00434	TRUCK CRANE	NISSAN	CV 54 V / 11.149CC (CRANE)	1996	1,300	135.000.000	175.500.000
3479	411284 00435	TRUCK CRANE	NISSAN	CW 53 P / 15.115CC (CRANE)	1996	1,300	117.000.000	152.100.000
3480	411284 00435	TRUCK CRANE	NISSAN	CW 53 P / 15.115CC (CRANE)	1995	1,300	105.000.000	136.500.000
3481	411284 00436	TRUCK CRANE	NISSAN	CW 54 U / 11.149 (CRANE)	1996	1,300	129.000.000	167.700.000
3482	411284 00437	TRUCK CRANE	NISSAN	CWA 45 PHM / 11.670CC (CRANE)	1994	1,300	101.000.000	131.300.000
3483	411284 00438	TRUCK CRANE	NISSAN	KG 30R (HYDRULIC TRUCK CRENE)	2005	1,300	190.000.000	247.000.000
3484	411284 00439	TRUCK CRANE	NISSAN	KW 30 M / 7.500CC (CRANE)	1996	1,300	130.000.000	169.000.000
3485	411284 00440	TRUCK CRANE	NISSAN	LG 46 P / 12.503CC (CARGO WITH CRANE)	1997	1,300	87.000.000	113.100.000
3486	411284 00441	TRUCK CRANE	NISSAN	VW 35 C INDENT CRANE	1981	1,300	110.000.000	143.000.000
3487	413137 00001	TRUCK DELIVERY VAN	GMC	ARMORED / 3.500CC (DELVAN)	1995	1,300	158.000.000	205.400.000
3488	413160 00290	TRUCK DELIVERY VAN	HINO	FN608B / 16.260CC (DELVAN)	1997	1,300	135.000.000	175.500.000
3489	413185 00402	TRUCK DELIVERY VAN	ISUZU	CXM 18 V / 11.121CC (DELVAN)	1998	1,300	164.000.000	213.200.000
3490	413185 00403	TRUCK DELIVERY VAN	ISUZU	NPR 66P / 3.950CC (DEL VAN)	1996	1,300	57.000.000	74.100.000
3491	413261 00596	TRUCK DELIVERY VAN	MITSUBISHI	FP 418 R / 11.149CC (DELVAN)	1986	1,300	95.000.000	123.500.000
3492	414284 00442	TRUCK DEREK	NISSAN	CW 53 S / 11.149CC (DEREK)	1995	1,300	125.000.000	162.500.000
3493	414284 00443	TRUCK DEREK	NISSAN	CW 53 V / 11.000CC (DEREK)	1996	1,300	117.000.000	152.100.000
3494	414284 00444	TRUCK DEREK	NISSAN	KG 50 T (MOBIL DEREK)	1978	1,300	36.000.000	46.800.000
3495	414367 00001	TRUCK DEREK	TADANO	TL 200 E	1996	1,300	279.000.000	362.700.000
3496	417137 00002	TRUCK DUMP	GMC	ARMORED / 4.700CC (DUMP)	1999	1,300	195.000.000	253.500.000
3497	417160 00291	TRUCK DUMP	HINO	FH 2 KGA / 15.115CC (DUMP)	1996	1,300	120.000.000	156.000.000
3498	417160 00292	TRUCK DUMP	HINO	FM 227 LD / 9149CC (DUMP)	1997	1,300	149.000.000	193.700.000
3499	417160 00293	TRUCK DUMP	HINO	FR 1 FUA / 16.000CC (DUMP)	1998	1,300	193.000.000	250.900.000
3500	417160 00294	TRUCK DUMP	HINO	FS 630 / 16.745CC (DUMP TRUCK)	1998	1,300	158.000.000	205.400.000
3501	417185 00404	TRUCK DUMP	ISUZU	FVZ 34 P (TRONTON) (6X4) EX TRUCK	2015	1,300	483.000.000	627.900.000
3502	417187 00017	TRUCK DUMP	IVECO	MP 380 E 37 H MAN / 13.798CC (DUMP)	2000	1,300	192.000.000	249.600.000
3503	417255 00762	TRUCK DUMP	MERCEDES BENZ	OM 366 A - 917 (DUMP)	1989	1,300	52.000.000	67.600.000
3504	417261 00597	TRUCK DUMP	MITSUBISHI	FK 315 C / 6557CC (DUMP)	1996	1,300	81.000.000	105.300.000
3505	417261 00597	TRUCK DUMP	MITSUBISHI	FK 315 C / 6557CC (DUMP)	1995	1,300	75.000.000	97.500.000
3506	417261 00598	TRUCK DUMP	MITSUBISHI	FN 527 M / 7545CC (DUMP)	1997	1,300	119.000.000	154.700.000
3507	417261 00598	TRUCK DUMP	MITSUBISHI	FN 527 M / 7545CC (DUMP)	1996	1,300	113.000.000	146.900.000
3508	417261 00598	TRUCK DUMP	MITSUBISHI	FN 527 M / 7545CC (DUMP)	1995	1,300	110.000.000	143.000.000
3509	417261 00599	TRUCK DUMP	MITSUBISHI	FP 416 F / 11.000CC (DUMP)	1997	1,300	142.000.000	184.600.000
3510	417261 00599	TRUCK DUMP	MITSUBISHI	FP 416 F / 11.000CC (DUMP)	1996	1,300	116.000.000	150.800.000
3511	417261 00600	TRUCK DUMP	MITSUBISHI	FT 415 N / 11.000CC (DUMP)	1999	1,300	136.000.000	176.800.000
3512	417261 00600	TRUCK DUMP	MITSUBISHI	FT 415 N / 11.000CC (DUMP)	1996	1,300	118.000.000	153.400.000
3513	417261 00601	TRUCK DUMP	MITSUBISHI	FU 410 S (DUMP)	1997	1,300	138.000.000	179.400.000
3514	417261 00602	TRUCK DUMP	MITSUBISHI	FU 415 J / 16.031CC (DUMP)	1997	1,300	140.000.000	182.000.000
3515	417261 00603	TRUCK DUMP	MITSUBISHI	FU 415 P / 16.031CC (DUMP)	1997	1,300	125.000.000	162.500.000
3516	417261 00604	TRUCK DUMP	MITSUBISHI	FU 418 U / 11.149CC (DUMP T KEMUDI KEMBAR)	1999	1,300	169.000.000	219.700.000
3517	417261 00605	TRUCK DUMP	MITSUBISHI	FUSO FU 618 J / 17.737 CC (TRUCK DUMP)	1998	1,300	178.000.000	231.400.000
3518	417261 00606	TRUCK DUMP	MITSUBISHI	FUSO FU 618 J / 7.545 CC (TRUCK DUMP)	1998	1,300	135.000.000	175.500.000
3519	417284 00445	TRUCK DUMP	NISSAN	CD 510 VN / 11.149CC (DUMP)	1996	1,300	135.000.000	175.500.000
3520	417284 00446	TRUCK DUMP	NISSAN	CGB 45 ATHN DUMP TRUCK	2005	1,300	255.000.000	331.500.000
3521	417284 00447	TRUCK DUMP	NISSAN	CK 450 HN (CONCRET DUMP)	2007	1,300	275.000.000	357.500.000
3522	417284 00448	TRUCK DUMP	NISSAN	CLUB 520 HDN / 15.991CC (DUMP)	1997	1,300	101.000.000	131.300.000
3523	417284 00449	TRUCK DUMP	NISSAN	CV 320 MN / 9.610CC (DUMP)	1997	1,300	103.000.000	133.900.000
3524	417284 00450	TRUCK DUMP	NISSAN	CW 46 H / 11.149CC (DUMP)	1996	1,300	130.000.000	169.000.000
3525	417284 00454	TRUCK DUMP	NISSAN	CW 520 H / 15.115CC (DUMP)	1995	1,300	116.000.000	150.800.000
3526	417284 00455	TRUCK DUMP	NISSAN	CW 520 HV / 15.115CC (DUMP)	1997	1,300	130.000.000	169.000.000
3527	417284 00455	TRUCK DUMP	NISSAN	CW 520 HV / 15.115CC (DUMP)	1996	1,300	124.000.000	161.200.000
3528	417284 00452	TRUCK DUMP	NISSAN	CW 52 H / 7.500CC (DUMP)	1993	1,300	125.000.000	162.500.000
3529	417284 00453	TRUCK DUMP	NISSAN	CW 52 H / 9.000CC (DUMP)	1984	1,300	58.000.000	75.400.000
3530	417284 00453	TRUCK DUMP	NISSAN	CW 52 H / 9.000CC (DUMP)	1983	1,300	56.000.000	72.800.000
3531	417284 00453	TRUCK DUMP	NISSAN	CW 52 H / 9.000CC (DUMP)	1982	1,300	53.000.000	68.900.000
3532	417284 00453	TRUCK DUMP	NISSAN	CW 52 H / 9.000CC (DUMP)	1981	1,300	50.000.000	65.000.000
3533	417284 00453	TRUCK DUMP	NISSAN	CW 52 H / 9.000CC (DUMP)	1980	1,300	48.000.000	62.400.000
3534	417284 00451	TRUCK DUMP	NISSAN	CW 52 H (DUMP TRUCK)	1988	1,300	75.000.000	97.500.000
3535	417284 00456	TRUCK DUMP	NISSAN	CW 53 H / 16.991CC (DUMP)	1997	1,300	135.000.000	175.500.000
3536	417284 00457	TRUCK DUMP	NISSAN	CW 54 H / 16.991CC (DUMP)	1996	1,300	102.000.000	132.600.000
3537	417284 00458	TRUCK DUMP	NISSAN	CW 54 H / 7500CC (DUMP)	1985	1,300	62.000.000	80.600.000
3538	417284 00459	TRUCK DUMP	NISSAN	CW 60 H / 9.000CC (DUMP)	1995	1,300	149.000.000	193.700.000
3539	417284 00460	TRUCK DUMP	NISSAN	CW 610 HV / 14.500CC (DUMP)	1996	1,300	112.000.000	145.600.000
3540	417284 00460	TRUCK DUMP	NISSAN	CW 610 HV / 14.500CC (DUMP)	1995	1,300	105.000.000	136.500.000
3541	417284 00461	TRUCK DUMP	NISSAN	CW 66 HE / 15.115CC (DUMP)	1997	1,300	132.000.000	171.600.000
3542	417284 00461	TRUCK DUMP	NISSAN	CW 66 HE / 15.115CC (DUMP)	1996	1,300	112.000.000	145.600.000
3543	417284 00462	TRUCK DUMP	NISSAN	CWA 53 AH 11.000CC (DUMP)	1998	1,300	128.000.000	166.400.000

NO	KODING	JENIS	MEREK	TIPE	TH BUAT	BOBOT	NJKB	DP PKB
1	2	3	4	5	6	7	8	9
3544	417284 00463	TRUCK DUMP	NISSAN	CWA 55 AH 11.000CC (DUMP)	1998	1,300	128.000.000	166.400.000
3545	417284 00464	TRUCK DUMP	NISSAN	CWB 520 HDN / 11.000CC (DUMP)	1999	1,300	110.000.000	143.000.000
3546	417284 00465	TRUCK DUMP	NISSAN	CWB 520 HDN 16.991CC (DUMP)	1996	1,300	131.000.000	170.300.000
3547	417284 00466	TRUCK DUMP	NISSAN	MH 40 / 3298CC (DUMP)	1996	1,300	84.000.000	109.200.000
3548	417332 00038	TRUCK DUMP	SCANIA	P 113 HL (6X4) Z / 11.000CC (DUMP)	1996	1,300	152.000.000	197.600.000
3549	417764 00001	TRUCK DUMP	IHI	IPF 100 B (DUMP) 7.500CC	1992	1,300	83.000.000	107.900.000
3550	419284 00467	TRUCK DUMP TANDON	NISSAN	CW 520 HV / 16.991CC (TANDUM DUMP TRUCK)	1995	1,300	140.000.000	182.000.000
3551	421284 00468	TRUCK GANDENGAN	NISSAN	GW 61 KT.11.892CC (GANDENGAN)	1984	1,300	62.000.000	80.600.000
3552	423160 00295	TRUCK KARGO	HINO	FE 338B (CARGO TRUCK)	1996	1,300	142.000.000	184.600.000
3553	423160 00296	TRUCK KARGO	HINO	FN 1 PWA / 16.745CC (CARGO)	1997	1,300	132.000.000	171.600.000
3554	423160 00297	TRUCK KARGO	HINO	FP 289 B / 11.149CC (CARGO)	1996	1,300	109.000.000	141.700.000
3555	423160 00298	TRUCK KARGO	HINO	FR 1 FWA (CARGO)	1998	1,300	145.000.000	188.500.000
3556	423160 00298	TRUCK KARGO	HINO	FR 1 FWA (CARGO)	1997	1,300	131.000.000	170.300.000
3557	423160 00298	TRUCK KARGO	HINO	FR 1 FWA (CARGO)	1996	1,300	120.000.000	156.000.000
3558	423160 00298	TRUCK KARGO	HINO	FR 1 FWA (CARGO)	1995	1,300	116.000.000	150.800.000
3559	423160 00298	TRUCK KARGO	HINO	FR 1 FWA (CARGO)	1993	1,300	89.000.000	115.700.000
3560	423160 00299	TRUCK KARGO	HINO	FR 1 FWB / 16.745CC (CARGO)	1998	1,300	155.000.000	201.500.000
3561	423160 00299	TRUCK KARGO	HINO	FR 1 FWB / 16.745CC (CARGO)	1997	1,300	142.000.000	184.600.000
3562	423160 00299	TRUCK KARGO	HINO	FR 1 FWB / 16.745CC (CARGO)	1996	1,300	121.000.000	157.300.000
3563	423160 00301	TRUCK KARGO	HINO	FR 279 B / 11.000CC (CARGO)	1996	1,300	154.000.000	200.200.000
3564	423160 00300	TRUCK KARGO	HINO	FR 2 FSB (CARGO)	1997	1,300	147.000.000	191.100.000
3565	423160 00305	TRUCK KARGO	HINO	FR 336 B / 12.882CC (CARGO)	1997	1,300	132.000.000	171.600.000
3566	423160 00306	TRUCK KARGO	HINO	FR 339 B / 12.882CC (CARGO)	1997	1,300	158.000.000	205.400.000
3567	423160 00302	TRUCK KARGO	HINO	FR 3 FPB / 19.688CC (CARGO)	1996	1,300	160.000.000	208.000.000
3568	423160 00303	TRUCK KARGO	HINO	FR 3 FWA / 9.000CC (CARGO)	1995	1,300	136.000.000	176.800.000
3569	423160 00304	TRUCK KARGO	HINO	FR 3 FWB / 11.000CC (CARGO)	1996	1,300	153.000.000	198.900.000
3570	423160 00307	TRUCK KARGO	HINO	FR 609 B / 7.500CC (CARGO)	1995	1,300	94.000.000	122.200.000
3571	423160 00308	TRUCK KARGO	HINO	FR 668 B / 17.230CC (CARGO)	1996	1,300	153.000.000	198.900.000
3572	423160 00309	TRUCK KARGO	HINO	FS 1 FMA (CARGO)	1997	1,300	114.000.000	148.200.000
3573	423160 00310	TRUCK KARGO	HINO	FS 3 FWA / 11.000CC (CARGO)	1996	1,300	145.000.000	188.500.000
3574	423160 00311	TRUCK KARGO	HINO	FS 604 B / 16.260CC (CARGO)	1997	1,300	140.000.000	182.000.000
3575	423160 00312	TRUCK KARGO	HINO	FS 606 A / 16.745CC (CARGO)	1996	1,300	126.000.000	163.800.000
3576	423160 00313	TRUCK KARGO	HINO	FS 633A (TRUCK CARGO) 16745	1997	1,300	75.000.000	97.500.000
3577	423185 00405	TRUCK KARGO	ISUZU	CXM 23 U / 11.560CC (CARGO)	1996	1,300	140.000.000	182.000.000
3578	423185 00406	TRUCK KARGO	ISUZU	FK 415 F / 11.000CC (CARGO)	1996	1,300	112.000.000	145.600.000
3579	423185 00407	TRUCK KARGO	ISUZU	FS 418 U / 11.000CC (CARGO)	1996	1,300	110.000.000	143.000.000
3580	423261 00607	TRUCK KARGO	MITSUBISHI	FM 515 J / 13.500CC (CARGO)	1996	1,300	121.000.000	157.300.000
3581	423261 00608	TRUCK KARGO	MITSUBISHI	FM 515 L / 6559CC (CARGO)	1996	1,300	69.000.000	89.700.000
3582	423261 00609	TRUCK KARGO	MITSUBISHI	FM 516 S / 6775CC (CARGO)	1995	1,300	69.000.000	89.700.000
3583	423261 00610	TRUCK KARGO	MITSUBISHI	FM 516 S / 7500CC (CARGO)	1997	1,300	71.000.000	92.300.000
3584	423261 00611	TRUCK KARGO	MITSUBISHI	FP 415 N / 16.031CC (CARGO)	1997	1,300	91.000.000	118.300.000
3585	423261 00612	TRUCK KARGO	MITSUBISHI	FS 416 U / 16.752CC (CARGO)	1996	1,300	93.000.000	120.900.000
3586	423261 00613	TRUCK KARGO	MITSUBISHI	FS 418 T / 11.000CC (CARGO)	1997	1,300	117.000.000	152.100.000
3587	423261 00614	TRUCK KARGO	MITSUBISHI	FT 418 L / 13.500CC (CARGO)	1996	1,300	102.000.000	132.600.000
3588	423261 00615	TRUCK KARGO	MITSUBISHI	FU 413 S / 16.031CC (CARGO)	1998	1,300	146.000.000	189.800.000
3589	423261 00616	TRUCK KARGO	MITSUBISHI	FU 416 U (CARGO)	2007	1,300	225.000.000	292.500.000
3590	423261 00616	TRUCK KARGO	MITSUBISHI	FU 416 U (CARGO)	2006	1,300	214.000.000	278.200.000
3591	423261 00616	TRUCK KARGO	MITSUBISHI	FU 416 U (CARGO)	2005	1,300	204.000.000	265.200.000
3592	423261 00616	TRUCK KARGO	MITSUBISHI	FU 416 U (CARGO)	2004	1,300	194.000.000	252.200.000
3593	423261 00616	TRUCK KARGO	MITSUBISHI	FU 416 U (CARGO)	2003	1,300	185.000.000	240.500.000
3594	423261 00616	TRUCK KARGO	MITSUBISHI	FU 416 U (CARGO)	2002	1,300	176.000.000	228.800.000
3595	423261 00616	TRUCK KARGO	MITSUBISHI	FU 416 U (CARGO)	2001	1,300	168.000.000	218.400.000
3596	423261 00616	TRUCK KARGO	MITSUBISHI	FU 416 U (CARGO)	2000	1,300	160.000.000	208.000.000
3597	423261 00616	TRUCK KARGO	MITSUBISHI	FU 416 U (CARGO)	1999	1,300	152.000.000	197.600.000
3598	423261 00617	TRUCK KARGO	MITSUBISHI	FU 419 U / 13.500CC (CARGO)	1996	1,300	98.000.000	127.400.000
3599	423261 00618	TRUCK KARGO	MITSUBISHI	FU 419 U / 17.737CC (CARGO)	1999	1,300	170.000.000	221.000.000
3600	423284 00469	TRUCK KARGO	NISSAN	CD 510 MN / 11.000CC (CARGO)	1999	1,300	178.000.000	231.400.000
3601	423284 00470	TRUCK KARGO	NISSAN	CD 510 VN / 13.500CC (CARGO)	1996	1,300	121.000.000	157.300.000
3602	423284 00471	TRUCK KARGO	NISSAN	CD 53 V / 15.115CC (CARGO)	1997	1,300	122.000.000	158.600.000
3603	423284 00472	TRUCK KARGO	NISSAN	CD 54 V / 15.115CC (CARGO)	1998	1,300	151.000.000	196.300.000
3604	423284 00474	TRUCK KARGO	NISSAN	CF 450 WZ / 11.000CC (CARGO)	1998	1,300	121.000.000	157.300.000
3605	423284 00473	TRUCK KARGO	NISSAN	CF 45 G / 9000CC (CARGO)	1996	1,300	108.000.000	140.400.000
3606	423284 00475	TRUCK KARGO	NISSAN	CM 87 FA / 6.900CC (CARGO)	1998	1,300	93.000.000	120.900.000
3607	423284 00476	TRUCK KARGO	NISSAN	CV 320 YN / 12.503CC (CARGO)	1997	1,300	90.000.000	117.000.000
3608	423284 00477	TRUCK KARGO	NISSAN	CW 450 PN / 12.503CC (CARGO)	1999	1,300	186.000.000	241.800.000
3609	423284 00478	TRUCK KARGO	NISSAN	CW 450 W / 13.500 (CARGO)	1996	1,300	112.000.000	145.600.000
3610	423284 00479	TRUCK KARGO	NISSAN	CWA 54 P / 15.115CC (CARGO)	1997	1,300	139.000.000	180.700.000
3611	423284 00480	TRUCK KARGO	NISSAN	MGW 4 / 5430CC (CARGO)	1995	1,300	96.000.000	124.800.000
3612	423284 00481	TRUCK KARGO	NISSAN	PK 250 RJ / 7500CC (CARGO)	1996	1,300	105.000.000	136.500.000
3613	428160 00314	TRUCK LODGING	HINO	FS 634 A / 16.260CC (SELF LOADER)	1997	1,300	132.000.000	171.600.000
3614	428183 00011	TRUCK LODGING	INTERNATIONAL	1 HTRD MR 2 THB (LODGING)	1996	1,300	219.000.000	284.700.000
3615	428183 00012	TRUCK LODGING	INTERNATIONAL	CO 9670 11.946CC (LODGING)	1996	1,300	129.000.000	167.700.000
3616	428185 00408	TRUCK LODGING	ISUZU	LODGING	1987	1,300	54.000.000	70.200.000
3617	428185 00408	TRUCK LODGING	ISUZU	LODGING	1986	1,300	45.000.000	58.500.000
3618	428185 00408	TRUCK LODGING	ISUZU	LODGING	1985	1,300	42.000.000	54.600.000
3619	428185 00408	TRUCK LODGING	ISUZU	LODGING	1984	1,300	39.000.000	50.700.000
3620	428185 00408	TRUCK LODGING	ISUZU	LODGING	1983	1,300	36.000.000	46.800.000
3621	428185 00408	TRUCK LODGING	ISUZU	LODGING	1982	1,300	33.000.000	42.900.000
3622	428185 00408	TRUCK LODGING	ISUZU	LODGING	1981	1,300	30.000.000	39.000.000
3623	428185 00408	TRUCK LODGING	ISUZU	LODGING	1980	1,300	28.000.000	36.400.000
3624	428255 00763	TRUCK LODGING	MERCEDES BENZ	2631 / 10964CC (6X4) (LODGING)	1998	1,300	347.000.000	451.100.000
3625	428255 00764	TRUCK LODGING	MERCEDES BENZ	LODGING	1995	1,300	167.000.000	217.100.000
3626	428255 00764	TRUCK LODGING	MERCEDES BENZ	LODGING	1994	1,300	152.000.000	197.600.000
3627	428255 00764	TRUCK LODGING	MERCEDES BENZ	LODGING	1993	1,300	139.000.000	180.700.000
3628	428255 00764	TRUCK LODGING	MERCEDES BENZ	LODGING	1992	1,300	126.000.000	163.800.000
3629	428255 00764	TRUCK LODGING	MERCEDES BENZ	LODGING	1991	1,300	121.000.000	157.300.000
3630	428255 00764	TRUCK LODGING	MERCEDES BENZ	LODGING	1990	1,300	117.000.000	152.100.000
3631	428255 00764	TRUCK LODGING	MERCEDES BENZ	LODGING	1989	1,300	110.000.000	143.000.000
3632	428255 00764	TRUCK LODGING	MERCEDES BENZ	LODGING	1988	1,300	102.000.000	132.600.000
3633	428255 00764	TRUCK LODGING	MERCEDES BENZ	LODGING	1987	1,300	92.000.000	119.600.000
3634	428255 00764	TRUCK LODGING	MERCEDES BENZ	LODGING	1986	1,300	82.000.000	106.600.000

NO	KODING	JENIS	MEREK	TIPE	TH BUAT	BOBOT	NJKB	DP PKB
1	2	3	4	5	6	7	8	9
3635	428255 00764	TRUCK LODGING	MERCEDES BENZ	LODGING	1985	1,300	70.000.000	91.000.000
3636	428261 00619	TRUCK LODGING	MITSUBISHI	FV 411R SELF LOADER TRUCK 20.089CC	2006	1,300	295.000.000	383.500.000
3637	428261 00620	TRUCK LODGING	MITSUBISHI	FV 414 JR (SELF LOADER)	1996	1,300	125.000.000	162.500.000
3638	428261 00621	TRUCK LODGING	MITSUBISHI	FV 418 P (SELF LOADER)	2007	1,300	260.000.000	338.000.000
3639	428261 00621	TRUCK LODGING	MITSUBISHI	FV 418 P (SELF LOADER)	2006	1,300	245.000.000	318.500.000
3640	428284 00482	TRUCK LODGING	NISSAN	CW 520 PN / 15.115CC (SELF LOADER)	1999	1,300	159.000.000	206.700.000
3641	428284 00483	TRUCK LODGING	NISSAN	CW 520SN / 16.991CC (SELF LOADER)	2006	1,300	285.000.000	370.500.000
3642	428284 00484	TRUCK LODGING	NISSAN	SELF LOADER CW 520 SN 16.991CC	2006	1,300	295.000.000	383.500.000
3643	428328 00001	TRUCK LODGING	SANTAI WONG	LODGING	1987	1,300	81.000.000	105.300.000
3644	428328 00001	TRUCK LODGING	SANTAI WONG	LODGING	1986	1,300	74.000.000	96.200.000
3645	428328 00001	TRUCK LODGING	SANTAI WONG	LODGING	1985	1,300	69.000.000	89.700.000
3646	428328 00001	TRUCK LODGING	SANTAI WONG	LODGING	1984	1,300	63.000.000	81.900.000
3647	428328 00001	TRUCK LODGING	SANTAI WONG	LODGING	1983	1,300	58.000.000	75.400.000
3648	428328 00001	TRUCK LODGING	SANTAI WONG	LODGING	1982	1,300	54.000.000	70.200.000
3649	428328 00001	TRUCK LODGING	SANTAI WONG	LODGING	1981	1,300	50.000.000	65.000.000
3650	428328 00001	TRUCK LODGING	SANTAI WONG	LODGING	1980	1,300	30.000.000	39.000.000
3651	428773 00002	TRUCK LODGING	MACK	10028CC (LODGING TRUCK)	1980	1,300	42.000.000	54.600.000
3652	428773 00003	TRUCK LODGING	MACK	LODGING MACK 10.028CC	1992	1,300	110.000.000	143.000.000
3653	428773 00003	TRUCK LODGING	MACK	LODGING MACK 10.028CC	1991	1,300	100.000.000	130.000.000
3654	428773 00003	TRUCK LODGING	MACK	LODGING MACK 10.028CC	1990	1,300	90.000.000	117.000.000
3655	428773 00003	TRUCK LODGING	MACK	LODGING MACK 10.028CC	1989	1,300	85.000.000	110.500.000
3656	428773 00003	TRUCK LODGING	MACK	LODGING MACK 10.028CC	1988	1,300	77.000.000	100.100.000
3657	428773 00003	TRUCK LODGING	MACK	LODGING MACK 10.028CC	1987	1,300	68.000.000	88.400.000
3658	428773 00003	TRUCK LODGING	MACK	LODGING MACK 10.028CC	1986	1,300	66.000.000	85.800.000
3659	428773 00003	TRUCK LODGING	MACK	LODGING MACK 10.028CC	1985	1,300	64.000.000	83.200.000
3660	428773 00003	TRUCK LODGING	MACK	LODGING MACK 10.028CC	1984	1,300	60.000.000	78.000.000
3661	428773 00003	TRUCK LODGING	MACK	LODGING MACK 10.028CC	1983	1,300	58.000.000	75.400.000
3662	428773 00003	TRUCK LODGING	MACK	LODGING MACK 10.028CC	1982	1,300	54.000.000	70.200.000
3663	428773 00003	TRUCK LODGING	MACK	LODGING MACK 10.028CC	1981	1,300	50.000.000	65.000.000
3664	428773 00003	TRUCK LODGING	MACK	LODGING MACK 10.028CC	1980	1,300	46.000.000	59.800.000
3665	432160 00315	TRUCK TANDUM	HINO	FM2 PKPA-RGJ (6X4). (FM320P) T HEAD TANDUM	2007	1,300	246.000.000	319.800.000
3666	432160 00315	TRUCK TANDUM	HINO	FM2 PKPA-RGJ (6X4). (FM320P) T HEAD TANDUM	2006	1,300	236.000.000	306.800.000
3667	432160 00315	TRUCK TANDUM	HINO	FM2 PKPA-RGJ (6X4). (FM320P) T HEAD TANDUM	2005	1,300	227.000.000	295.100.000
3668	432160 00315	TRUCK TANDUM	HINO	FM2 PKPA-RGJ (6X4). (FM320P) T HEAD TANDUM	2004	1,300	221.000.000	287.300.000
3669	432160 00315	TRUCK TANDUM	HINO	FM2 PKPA-RGJ (6X4). (FM320P) T HEAD TANDUM	2003	1,300	218.000.000	283.400.000
3670	432261 00622	TRUCK TANDUM	MITSUBISHI	FT 417 NZ (TANDUM KEMUDI KEMBAR)	2000	1,300	194.000.000	252.200.000
3671	432261 00623	TRUCK TANDUM	MITSUBISHI	FT 418 V / 11.149CC (TANDUM KEMUDI KEMBAR)	2000	1,300	194.000.000	252.200.000
3672	432261 00624	TRUCK TANDUM	MITSUBISHI	FU 415 N (TANDUM SELF LOADER)	1997	1,300	165.000.000	214.500.000
3673	432261 00625	TRUCK TANDUM	MITSUBISHI	FU 416 U / 15.115CC (TANDUM KEMUDI KEMBAR)	1999	1,300	163.000.000	211.900.000
3674	432261 00626	TRUCK TANDUM	MITSUBISHI	FU 418 U / 11.149CC (TANDUM)	1999	1,300	157.000.000	204.100.000
3675	432261 00627	TRUCK TANDUM	MITSUBISHI	FUSO 519 J 17.737CC (TANDUM D. TRUCK)	1998	1,300	178.000.000	231.400.000
3676	432284 00486	TRUCK TANDUM	NISSAN	CD 450 VN (TANDUM)	1998	1,300	156.000.000	202.800.000
3677	432284 00486	TRUCK TANDUM	NISSAN	CD 450 VN (TANDUM)	1997	1,300	128.000.000	166.400.000
3678	432284 00486	TRUCK TANDUM	NISSAN	CD 450 VN (TANDUM)	1996	1,300	120.000.000	156.000.000
3679	432284 00486	TRUCK TANDUM	NISSAN	CD 450 VN (TANDUM)	1995	1,300	110.000.000	143.000.000
3680	432284 00486	TRUCK TANDUM	NISSAN	CD 450 VN (TANDUM)	1994	1,300	105.000.000	136.500.000
3681	432284 00485	TRUCK TANDUM	NISSAN	CD 45 CVN (TANDUM)	1998	1,300	157.000.000	204.100.000
3682	432284 00487	TRUCK TANDUM	NISSAN	CD 510 MN (TANDUM)	1999	1,300	191.000.000	248.300.000
3683	432284 00487	TRUCK TANDUM	NISSAN	CD 510 MN (TANDUM)	1998	1,300	175.000.000	227.500.000
3684	432284 00487	TRUCK TANDUM	NISSAN	CD 510 MN (TANDUM)	1997	1,300	156.000.000	202.800.000
3685	432284 00487	TRUCK TANDUM	NISSAN	CD 510 MN (TANDUM)	1996	1,300	149.000.000	193.700.000
3686	432284 00488	TRUCK TANDUM	NISSAN	CD 510 NN (TANDUM)	2015	1,300	473.000.000	614.900.000
3687	432284 00488	TRUCK TANDUM	NISSAN	CD 510 NN (TANDUM)	1999	1,300	209.000.000	271.700.000
3688	432284 00488	TRUCK TANDUM	NISSAN	CD 510 NN (TANDUM)	1998	1,300	191.000.000	248.300.000
3689	432284 00488	TRUCK TANDUM	NISSAN	CD 510 NN (TANDUM)	1997	1,300	173.000.000	224.900.000
3690	432284 00488	TRUCK TANDUM	NISSAN	CD 510 NN (TANDUM)	1996	1,300	158.000.000	205.400.000
3691	432284 00489	TRUCK TANDUM	NISSAN	CD 510 RN (TANDUM)	1999	1,300	138.000.000	179.400.000
3692	432284 00490	TRUCK TANDUM	NISSAN	CD 520 NN (T HEAD TANDUM)	1998	1,300	193.000.000	250.900.000
3693	432284 00490	TRUCK TANDUM	NISSAN	CD 520 NN (T HEAD TANDUM)	1997	1,300	173.000.000	224.900.000
3694	432284 00491	TRUCK TANDUM	NISSAN	CD 520 RN / 11.000CC (TANDUM)	1999	1,300	156.000.000	202.800.000
3695	432284 00491	TRUCK TANDUM	NISSAN	CD 520 RN / 11.000CC (TANDUM)	1998	1,300	143.000.000	185.900.000
3696	432284 00491	TRUCK TANDUM	NISSAN	CD 520 RN / 11.000CC (TANDUM)	1997	1,300	133.000.000	172.900.000
3697	432284 00491	TRUCK TANDUM	NISSAN	CD 520 RN / 11.000CC (TANDUM)	1996	1,300	124.000.000	161.200.000
3698	432284 00492	TRUCK TANDUM	NISSAN	CD 53 CVN (TANDUM)	1998	1,300	158.000.000	205.400.000
3699	432284 00492	TRUCK TANDUM	NISSAN	CD 53 CVN (TANDUM)	1996	1,300	132.000.000	171.600.000
3700	432284 00493	TRUCK TANDUM	NISSAN	CD 54 N / 11.149CC (TRUCK TANDUM)	1992	1,300	100.000.000	130.000.000
3701	432284 00494	TRUCK TANDUM	NISSAN	CW 45 CVM (TANDUM)	1999	1,300	170.000.000	221.000.000
3702	434261 00628	TRUCK TANDUM TANGKI	MITSUBISHI	FU 478 P (TANDUM TANGKI SEMEN CURAH)	1999	1,300	192.000.000	249.600.000
3703	435185 00409	TRUCK TANGKI	ISUZU	CXG 17 M / 11.459CC (WATER TANGKER)	1995	1,300	81.000.000	105.300.000
3704	435185 00410	TRUCK TANGKI	ISUZU	FVR 34P (TRUCK TANGKI)	2016	1,300	457.000.000	594.100.000
3705	435255 00765	TRUCK TANGKI	MERCEDES BENZ	OM 366 A - 917 (TRACTOR TANGKI)	1989	1,300	52.000.000	67.600.000
3706	435261 00629	TRUCK TANGKI	MITSUBISHI	FK 618 E (TRUK TANGKI)	2008	1,300	312.000.000	405.600.000
3707	435261 00630	TRUCK TANGKI	MITSUBISHI	FT 418 L (T KEMUDI KEMBAR TANGKI)	1999	1,300	183.000.000	237.900.000
3708	435261 00631	TRUCK TANGKI	MITSUBISHI	FU 418 P / 11.000CC (TANGKI)	2000	1,300	152.000.000	197.600.000
3709	435284 00495	TRUCK TANGKI	NISSAN	CD 450 VN (TANDUM)	1998	1,300	168.000.000	218.400.000
3710	435284 00496	TRUCK TANGKI	NISSAN	CD 46 N / 11.670CC (TANGKI)	1996	1,300	129.000.000	167.700.000
3711	435284 00497	TRUCK TANGKI	NISSAN	CM 46 M / (TANGKI)	1996	1,300	125.000.000	162.500.000
3712	435284 00498	TRUCK TANGKI	NISSAN	CM 87 H / 11.000CC (TANGKI KHUSUS BAHAN KIM	1995	1,300	117.000.000	152.100.000
3713	435284 00499	TRUCK TANGKI	NISSAN	CP 88 N / 7.500CC (TANGKI)	1997	1,300	131.000.000	170.300.000
3714	435284 00500	TRUCK TANGKI	NISSAN	CV 520 VN / 16.991CC (TRUCK TANGKI KEMUDI KEMBAR)	2001	1,300	251.000.000	326.300.000
3715	435284 00500	TRUCK TANGKI	NISSAN	CV 520 VN / 16.991CC (TRUCK TANGKI KEMUDI KEMBAR)	2000	1,300	242.000.000	314.600.000
3716	435284 00501	TRUCK TANGKI	NISSAN	CWB 520 P / (TANGKI)	1997	1,300	123.000.000	172.900.000
3717	436090 00004	TRUCK TRACTOR HEAD	DAF	FTGXF 85 (TRACTOR HEAD)	2007	1,300	158.000.000	205.400.000
3718	436090 00004	TRUCK TRACTOR HEAD	DAF	FTGXF 85 (TRACTOR HEAD)	2006	1,300	150.000.000	195.000.000
3719	436090 00004	TRUCK TRACTOR HEAD	DAF	FTGXF 85 (TRACTOR HEAD)	2005	1,300	143.000.000	185.900.000
3720	436090 00005	TRUCK TRACTOR HEAD	DAF	FTGXF 95 (TRACTOR HEAD)	2004	1,300	136.500.000	177.450.000
3721	436090 00005	TRUCK TRACTOR HEAD	DAF	FTGXF 95 (TRACTOR HEAD)	2003	1,300	130.000.000	169.000.000
3722	436160 00316	TRUCK TRACTOR HEAD	HINO	F68JE1B-BGJ (FG235TH) TRACTOR HEAD (4X2)	2018	1,300	490.000.000	637.000.000
3723	436160 00316	TRUCK TRACTOR HEAD	HINO	F68JE1B-BGJ (FG235TH) TRACTOR HEAD (4X2)	2017	1,300	244.000.000	317.200.000
3724	436160 00316	TRUCK TRACTOR HEAD	HINO	F68JE1B-BGJ (FG235TH) TRACTOR HEAD (4X2)	2016	1,300	239.000.000	310.700.000
3725	436160 00317	TRUCK TRACTOR HEAD	HINO	F68JE1B-BGJ TRACTOR HEAD (4X2)	2016	1,300	230.000.000	481.000.000

NO	KODING	JENIS	MEREK	TIPE	TH BUAT	BOBOT	NJKB	DP PKB
1	2	3	4	5	6	7	8	9
3726	436160 00317	TRUCK TRACTOR HEAD	HINO	F68JE1B-BGJ TRACTOR HEAD (4X2)	2015	1,300	300.000.000	390.000.000
3727	436160 00317	TRUCK TRACTOR HEAD	HINO	F68JE1B-BGJ TRACTOR HEAD (4X2)	2014	1,300	270.000.000	351.000.000
3728	436160 00318	TRUCK TRACTOR HEAD	HINO	F68JE1B-JGJ (FG245TH) TRACTOR HEAD (4X2)	2018	1,300	506.000.000	657.800.000
3729	436160 00318	TRUCK TRACTOR HEAD	HINO	F68JE1B-JGJ (FG245TH) TRACTOR HEAD (4X2)	2017	1,300	245.000.000	318.500.000
3730	436160 00318	TRUCK TRACTOR HEAD	HINO	F68JE1B-JGJ (FG245TH) TRACTOR HEAD (4X2)	2016	1,300	240.000.000	312.000.000
3731	436160 00319	TRUCK TRACTOR HEAD	HINO	F68JE1B-JGJ TRACTOR HEAD (4X2)	2016	1,300	379.000.000	492.700.000
3732	436160 00319	TRUCK TRACTOR HEAD	HINO	F68JE1B-JGJ TRACTOR HEAD (4X2)	2015	1,300	303.000.000	393.900.000
3733	436160 00319	TRUCK TRACTOR HEAD	HINO	F68JE1B-JGJ TRACTOR HEAD (4X2)	2014	1,300	273.000.000	354.900.000
3734	436160 00320	TRUCK TRACTOR HEAD	HINO	F68JJB-GGJT (FG235T/H) TRACTOR HEAD (4X2)	2018	1,300	322.000.000	418.600.000
3735	436160 00321	TRUCK TRACTOR HEAD	HINO	F68JJB-GGJT (FG235T/H) TRACTOR HEAD (4X2)	2017	1,300	393.000.000	510.900.000
3736	436160 00321	TRUCK TRACTOR HEAD	HINO	F68JJB-GGJT (FG235T/H) TRACTOR HEAD (4X2)	2016	1,300	369.000.000	479.700.000
3737	436160 00321	TRUCK TRACTOR HEAD	HINO	F68JJB-GGJT (FG235T/H) TRACTOR HEAD (4X2)	2015	1,300	343.000.000	445.900.000
3738	436160 00321	TRUCK TRACTOR HEAD	HINO	F68JJB-GGJT (FG235T/H) TRACTOR HEAD (4X2)	2014	1,300	336.000.000	436.800.000
3739	436160 00322	TRUCK TRACTOR HEAD	HINO	FM2PK1B-MGJ (FM350TH) TRACTOR HEAD (6X4)	2018	1,300	861.000.000	1.119.300.000
3740	436160 00322	TRUCK TRACTOR HEAD	HINO	FM2PK1B-MGJ (FM350TH) TRACTOR HEAD (6X4)	2017	1,300	382.000.000	496.600.000
3741	436160 00323	TRUCK TRACTOR HEAD	HINO	FM2PK1B-MGJ TRACTOR HEAD (6X4)	2016	1,300	629.000.000	817.700.000
3742	436160 00323	TRUCK TRACTOR HEAD	HINO	FM2PK1B-MGJ TRACTOR HEAD (6X4)	2015	1,300	503.000.000	653.900.000
3743	436160 00323	TRUCK TRACTOR HEAD	HINO	FM2PK1B-MGJ TRACTOR HEAD (6X4)	2014	1,300	403.000.000	523.900.000
3744	436160 00325	TRUCK TRACTOR HEAD	HINO	FM2PKKA-RGJ (FM320P) TRACTOR HEAD 6X4	2009	1,300	365.000.000	474.500.000
3745	436160 00325	TRUCK TRACTOR HEAD	HINO	FM2PKKA-RGJ (FM320P) TRACTOR HEAD 6X4	2008	1,300	347.000.000	451.100.000
3746	436160 00325	TRUCK TRACTOR HEAD	HINO	FM2PKKA-RGJ (FM320P) TRACTOR HEAD 6X4	2007	1,300	241.000.000	313.300.000
3747	436160 00326	TRUCK TRACTOR HEAD	HINO	FM2PKKA-TGJ (FM320P) TRACTOR HEAD (6X4)	2012	1,300	514.000.000	668.200.000
3748	436160 00326	TRUCK TRACTOR HEAD	HINO	FM2PKKA-TGJ (FM320P) TRACTOR HEAD (6X4)	2011	1,300	447.000.000	581.100.000
3749	436160 00326	TRUCK TRACTOR HEAD	HINO	FM2PKKA-TGJ (FM320P) TRACTOR HEAD (6X4)	2010	1,300	406.000.000	527.800.000
3750	436160 00326	TRUCK TRACTOR HEAD	HINO	FM2PKKA-TGJ (FM320P) TRACTOR HEAD (6X4)	2009	1,300	369.000.000	479.700.000
3751	436160 00324	TRUCK TRACTOR HEAD	HINO	FM2PKKA - ZGJ (FM 320P) TRACTOR HEAD (6X4)	2015	1,300	561.000.000	729.300.000
3752	436160 00324	TRUCK TRACTOR HEAD	HINO	FM2PKKA - ZGJ (FM 320P) TRACTOR HEAD (6X4)	2014	1,300	449.000.000	583.700.000
3753	436160 00324	TRUCK TRACTOR HEAD	HINO	FM2PKKA - ZGJ (FM 320P) TRACTOR HEAD (6X4)	2013	1,300	427.000.000	555.100.000
3754	436160 00324	TRUCK TRACTOR HEAD	HINO	FM2PKKA - ZGJ (FM 320P) TRACTOR HEAD (6X4)	2012	1,300	406.000.000	527.800.000
3755	436160 00324	TRUCK TRACTOR HEAD	HINO	FM2PKKA - ZGJ (FM 320P) TRACTOR HEAD (6X4)	2011	1,300	386.000.000	501.800.000
3756	436160 00324	TRUCK TRACTOR HEAD	HINO	FM2PKKA - ZGJ (FM 320P) TRACTOR HEAD (6X4)	2010	1,300	367.000.000	477.100.000
3757	436160 00324	TRUCK TRACTOR HEAD	HINO	FM2PKKA - ZGJ (FM 320P) TRACTOR HEAD (6X4)	2000	1,300	154.000.000	200.200.000
3758	436160 00324	TRUCK TRACTOR HEAD	HINO	FM2PKKA - ZGJ (FM 320P) TRACTOR HEAD (6X4)	1999	1,300	147.000.000	191.100.000
3759	436160 00327	TRUCK TRACTOR HEAD	HINO	FM2PKKA-ZGJ TRACTOR HEAD (6X4)	2017	1,300	427.000.000	555.100.000
3760	436160 00327	TRUCK TRACTOR HEAD	HINO	FM2PKKA-ZGJ TRACTOR HEAD (6X4)	2016	1,300	418.000.000	543.400.000
3761	436160 00329	TRUCK TRACTOR HEAD	HINO	FM2PKMA-CGT TRACTOR HEAD (6X4)	2018	1,300	492.000.000	639.600.000
3762	436160 00329	TRUCK TRACTOR HEAD	HINO	FM2PKMA-CGT TRACTOR HEAD (6X4)	2017	1,300	483.000.000	627.900.000
3763	436160 00329	TRUCK TRACTOR HEAD	HINO	FM2PKMA-CGT TRACTOR HEAD (6X4)	2016	1,300	474.000.000	616.200.000
3764	436160 00328	TRUCK TRACTOR HEAD	HINO	FM2PKMA - ZGJ (FM 350PK) TRACTOR HEAD (6X4)	2015	1,300	508.000.000	660.400.000
3765	436160 00328	TRUCK TRACTOR HEAD	HINO	FM2PKMA - ZGJ (FM 350PK) TRACTOR HEAD (6X4)	2014	1,300	442.000.000	574.600.000
3766	436160 00330	TRUCK TRACTOR HEAD	HINO	FM8JK1B-SGJ (FM265TH) TRACTOR HEAD (6X4)	2018	1,300	746.000.000	969.800.000
3767	436160 00330	TRUCK TRACTOR HEAD	HINO	FM8JK1B-SGJ (FM265TH) TRACTOR HEAD (6X4)	2017	1,300	329.000.000	427.700.000
3768	436160 00330	TRUCK TRACTOR HEAD	HINO	FM8JK1B-SGJ (FM265TH) TRACTOR HEAD (6X4)	2016	1,300	322.000.000	418.600.000
3769	436160 00331	TRUCK TRACTOR HEAD	HINO	FM8JK1B-SGJ TRACTOR HEAD (6X4)	2016	1,300	546.000.000	709.800.000
3770	436160 00331	TRUCK TRACTOR HEAD	HINO	FM8JK1B-SGJ TRACTOR HEAD (6X4)	2015	1,300	410.000.000	533.000.000
3771	436160 00331	TRUCK TRACTOR HEAD	HINO	FM8JK1B-SGJ TRACTOR HEAD (6X4)	2014	1,300	369.000.000	479.700.000
3772	436160 00332	TRUCK TRACTOR HEAD	HINO	FM8JK1B-XGJ (FM285TH) TRACTOR HEAD (6X4)	2018	1,300	762.000.000	990.600.000
3773	436160 00332	TRUCK TRACTOR HEAD	HINO	FM8JK1B-XGJ (FM285TH) TRACTOR HEAD (6X4)	2017	1,300	331.000.000	430.300.000
3774	436160 00332	TRUCK TRACTOR HEAD	HINO	FM8JK1B-XGJ (FM285TH) TRACTOR HEAD (6X4)	2016	1,300	324.000.000	421.200.000
3775	436160 00333	TRUCK TRACTOR HEAD	HINO	FM8JK1B-XGJ TRACTOR HEAD (6X4)	2016	1,300	556.000.000	722.800.000
3776	436160 00333	TRUCK TRACTOR HEAD	HINO	FM8JK1B-XGJ TRACTOR HEAD (6X4)	2015	1,300	417.000.000	542.100.000
3777	436160 00333	TRUCK TRACTOR HEAD	HINO	FM8JK1B-XGJ TRACTOR HEAD (6X4)	2014	1,300	375.000.000	487.500.000
3778	436160 00334	TRUCK TRACTOR HEAD	HINO	FM8JKA-MGJ (FM260TH) TRACTOR HEAD (6X4)	2018	1,300	422.000.000	548.600.000
3779	436160 00334	TRUCK TRACTOR HEAD	HINO	FM8JKA-MGJ (FM260TH) TRACTOR HEAD (6X4)	2017	1,300	414.000.000	538.200.000
3780	436160 00334	TRUCK TRACTOR HEAD	HINO	FM8JKA-MGJ (FM260TH) TRACTOR HEAD (6X4)	2016	1,300	406.000.000	527.800.000
3781	436160 00334	TRUCK TRACTOR HEAD	HINO	FM8JKA-MGJ (FM260TH) TRACTOR HEAD (6X4)	2015	1,300	398.000.000	517.400.000
3782	436160 00334	TRUCK TRACTOR HEAD	HINO	FM8JKA-MGJ (FM260TH) TRACTOR HEAD (6X4)	2014	1,300	391.000.000	508.300.000
3783	436160 00334	TRUCK TRACTOR HEAD	HINO	FM8JKA-MGJ (FM260TH) TRACTOR HEAD (6X4)	2013	1,300	384.000.000	499.200.000
3784	436160 00335	TRUCK TRACTOR HEAD	HINO	FR 1 FWA / 11.260CC (T HEAD)	1997	1,300	164.000.000	213.200.000
3785	436160 00337	TRUCK TRACTOR HEAD	HINO	FR 270 A / 11.000CC (TRACTOR HEAD)	1996	1,300	163.000.000	211.900.000
3786	436160 00338	TRUCK TRACTOR HEAD	HINO	FR 271 K / 11.000CC (TRACTOR HEAD)	1996	1,300	164.000.000	213.200.000
3787	436160 00339	TRUCK TRACTOR HEAD	HINO	FR 279 B / 13.267CC (TRACTOR HEAD)	1998	1,300	177.000.000	230.100.000
3788	436160 00340	TRUCK TRACTOR HEAD	HINO	FR 289 B / 11.149CC (TRACTOR HEAD)	1996	1,300	109.000.000	141.700.000
3789	436160 00336	TRUCK TRACTOR HEAD	HINO	FR 2 FPB / 11.000CC (TRACTOR HEAD)	1996	1,300	134.000.000	174.200.000
3790	436160 00341	TRUCK TRACTOR HEAD	HINO	FR 639 B (HEAD TRACTOR)	1998	1,300	186.000.000	241.800.000
3791	436160 00343	TRUCK TRACTOR HEAD	HINO	FS 276 A / 13.267CC (TRACTOR HEAD TANDUM)	1999	1,300	196.000.000	254.800.000
3792	436160 00342	TRUCK TRACTOR HEAD	HINO	FS 2 KKB / 13.267CC (TRACTOR HEAD)	1998	1,300	150.000.000	195.000.000
3793	436160 00345	TRUCK TRACTOR HEAD	HINO	SG1JDPa-SGJ (SG260J) TRACTOR HEAD (4X2)	2007	1,300	233.000.000	302.900.000
3794	436160 00345	TRUCK TRACTOR HEAD	HINO	SG1JDPa-SGJ (SG260J) TRACTOR HEAD (4X2)	2006	1,300	230.000.000	299.000.000
3795	436160 00345	TRUCK TRACTOR HEAD	HINO	SG1JDPa-SGJ (SG260J) TRACTOR HEAD (4X2)	2005	1,300	221.000.000	287.300.000
3796	436160 00345	TRUCK TRACTOR HEAD	HINO	SG1JDPa-SGJ (SG260J) TRACTOR HEAD (4X2)	2004	1,300	218.000.000	283.400.000
3797	436160 00345	TRUCK TRACTOR HEAD	HINO	SG1JDPa-SGJ (SG260J) TRACTOR HEAD (4X2)	2003	1,300	216.000.000	280.800.000
3798	436160 00344	TRUCK TRACTOR HEAD	HINO	SG 221 MA (TRACTOR HEAD)	2004	1,300	266.000.000	345.800.000
3799	436160 00344	TRUCK TRACTOR HEAD	HINO	SG 221 MA (TRACTOR HEAD)	2003	1,300	264.000.000	343.200.000
3800	436160 00344	TRUCK TRACTOR HEAD	HINO	SG 221 MA (TRACTOR HEAD)	2002	1,300	257.000.000	334.100.000
3801	436160 00344	TRUCK TRACTOR HEAD	HINO	SG 221 MA (TRACTOR HEAD)	2001	1,300	225.000.000	292.500.000
3802	436160 00344	TRUCK TRACTOR HEAD	HINO	SG 221 MA (TRACTOR HEAD)	2000	1,300	187.000.000	243.100.000
3803	436160 00344	TRUCK TRACTOR HEAD	HINO	SG 221 MA (TRACTOR HEAD)	1999	1,300	155.000.000	201.500.000
3804	436160 00344	TRUCK TRACTOR HEAD	HINO	SG 221 MA (TRACTOR HEAD)	1998	1,300	129.000.000	167.700.000
3805	436160 00344	TRUCK TRACTOR HEAD	HINO	SG 221 MA (TRACTOR HEAD)	1997	1,300	107.000.000	139.100.000

NO	KODING	JENIS	MEREK	TIPE	TH BUAT	BOBOT	NJKB	DP PKB
1	2	3	4	5	6	7	8	9
3806	436160 00344	TRUCK TRACTOR HEAD	HINO	SG 221 MA (TRACTOR HEAD)	1996	1,300	77.000.000	100.100.000
3807	436160 00346	TRUCK TRACTOR HEAD	HINO	SG260J 7.684CC (HEAD TRACTOR)	2011	1,300	325.000.000	422.500.000
3808	436160 00348	TRUCK TRACTOR HEAD	HINO	SG8JDKA-LGJ (SG260J) TRACTOR HEAD (4X2)	2018	1,300	341.000.000	443.300.000
3809	436160 00348	TRUCK TRACTOR HEAD	HINO	SG8JDKA-LGJ (SG260J) TRACTOR HEAD (4X2)	2017	1,300	335.000.000	435.500.000
3810	436160 00348	TRUCK TRACTOR HEAD	HINO	SG8JDKA-LGJ (SG260J) TRACTOR HEAD (4X2)	2016	1,300	329.000.000	427.700.000
3811	436160 00348	TRUCK TRACTOR HEAD	HINO	SG8JDKA-LGJ (SG260J) TRACTOR HEAD (4X2)	2015	1,300	323.000.000	419.900.000
3812	436160 00348	TRUCK TRACTOR HEAD	HINO	SG8JDKA-LGJ (SG260J) TRACTOR HEAD (4X2)	2014	1,300	317.000.000	412.100.000
3813	436160 00348	TRUCK TRACTOR HEAD	HINO	SG8JDKA-LGJ (SG260J) TRACTOR HEAD (4X2)	2013	1,300	311.000.000	404.300.000
3814	436160 00347	TRUCK TRACTOR HEAD	HINO	SG8J DKA5GJ/SG260J 7.684CC TRACTOR HEAD	2011	1,300	325.000.000	422.500.000
3815	436160 00349	TRUCK TRACTOR HEAD	HINO	SG8JDKA-SGJ (SG260J) TRACTOR HEAD (4X2)	2018	1,300	435.000.000	565.500.000
3816	436160 00349	TRUCK TRACTOR HEAD	HINO	SG8JDKA-SGJ (SG260J) TRACTOR HEAD (4X2)	2017	1,300	414.000.000	538.200.000
3817	436160 00349	TRUCK TRACTOR HEAD	HINO	SG8JDKA-SGJ (SG260J) TRACTOR HEAD (4X2)	2016	1,300	352.000.000	457.600.000
3818	436160 00349	TRUCK TRACTOR HEAD	HINO	SG8JDKA-SGJ (SG260J) TRACTOR HEAD (4X2)	2015	1,300	317.000.000	412.100.000
3819	436160 00349	TRUCK TRACTOR HEAD	HINO	SG8JDKA-SGJ (SG260J) TRACTOR HEAD (4X2)	2014	1,300	301.000.000	391.300.000
3820	436160 00349	TRUCK TRACTOR HEAD	HINO	SG8JDKA-SGJ (SG260J) TRACTOR HEAD (4X2)	2013	1,300	286.000.000	371.800.000
3821	436160 00349	TRUCK TRACTOR HEAD	HINO	SG8JDKA-SGJ (SG260J) TRACTOR HEAD (4X2)	2012	1,300	272.000.000	353.600.000
3822	436160 00349	TRUCK TRACTOR HEAD	HINO	SG8JDKA-SGJ (SG260J) TRACTOR HEAD (4X2)	2011	1,300	244.000.000	317.200.000
3823	436160 00349	TRUCK TRACTOR HEAD	HINO	SG8JDKA-SGJ (SG260J) TRACTOR HEAD (4X2)	2010	1,300	232.000.000	301.600.000
3824	436160 00349	TRUCK TRACTOR HEAD	HINO	SG8JDKA-SGJ (SG260J) TRACTOR HEAD (4X2)	2009	1,300	220.000.000	286.000.000
3825	436160 00349	TRUCK TRACTOR HEAD	HINO	SG8JDKA-SGJ (SG260J) TRACTOR HEAD (4X2)	2008	1,300	209.000.000	271.700.000
3826	436160 00349	TRUCK TRACTOR HEAD	HINO	SG8JDKA-SGJ (SG260J) TRACTOR HEAD (4X2)	2007	1,300	205.000.000	266.500.000
3827	436160 00350	TRUCK TRACTOR HEAD	HINO	SG8JDMA-LGJ (SG285J) TRACTOR HEAD (4X2)	2018	1,300	599.000.000	778.700.000
3828	436160 00350	TRUCK TRACTOR HEAD	HINO	SG8JDMA-LGJ (SG285J) TRACTOR HEAD (4X2)	2017	1,300	426.000.000	553.800.000
3829	436160 00350	TRUCK TRACTOR HEAD	HINO	SG8JDMA-LGJ (SG285J) TRACTOR HEAD (4X2)	2016	1,300	354.000.000	460.200.000
3830	436160 00350	TRUCK TRACTOR HEAD	HINO	SG8JDMA-LGJ (SG285J) TRACTOR HEAD (4X2)	2015	1,300	319.000.000	414.700.000
3831	436160 00350	TRUCK TRACTOR HEAD	HINO	SG8JDMA-LGJ (SG285J) TRACTOR HEAD (4X2)	2014	1,300	303.000.000	393.900.000
3832	436160 00350	TRUCK TRACTOR HEAD	HINO	SG8JDMA-LGJ (SG285J) TRACTOR HEAD (4X2)	2013	1,300	297.000.000	386.100.000
3833	436160 00351	TRUCK TRACTOR HEAD	HINO	SG8JE1B-EGJ (SG260TH) TRACTOR HEAD (4X2)	2018	1,300	212.000.000	275.600.000
3834	436160 00351	TRUCK TRACTOR HEAD	HINO	SG8JE1B-EGJ (SG260TH) TRACTOR HEAD (4X2)	2017	1,300	208.000.000	270.400.000
3835	436160 00351	TRUCK TRACTOR HEAD	HINO	SG8JE1B-EGJ (SG260TH) TRACTOR HEAD (4X2)	2016	1,300	204.000.000	265.200.000
3836	436160 00352	TRUCK TRACTOR HEAD	HINO	SG8JE1B-EGJ TRACTOR HEAD (4X2)	2016	1,300	428.000.000	556.400.000
3837	436160 00352	TRUCK TRACTOR HEAD	HINO	SG8JE1B-EGJ TRACTOR HEAD (4X2)	2015	1,300	342.000.000	444.600.000
3838	436160 00352	TRUCK TRACTOR HEAD	HINO	SG8JE1B-EGJ TRACTOR HEAD (4X2)	2014	1,300	308.000.000	400.400.000
3839	436160 00353	TRUCK TRACTOR HEAD	HINO	SG8JE1B-XGJ TRACTOR HEAD (4X2)	2018	1,300	337.000.000	438.100.000
3840	436160 00353	TRUCK TRACTOR HEAD	HINO	SG8JE1B-XGJ TRACTOR HEAD (4X2)	2017	1,300	331.000.000	430.300.000
3841	436160 00353	TRUCK TRACTOR HEAD	HINO	SG8JE1B-XGJ TRACTOR HEAD (4X2)	2016	1,300	325.000.000	422.500.000
3842	436160 00353	TRUCK TRACTOR HEAD	HINO	SG8JE1B-XGJ TRACTOR HEAD (4X2)	2015	1,300	319.000.000	414.700.000
3843	436160 00353	TRUCK TRACTOR HEAD	HINO	SG8JE1B-XGJ TRACTOR HEAD (4X2)	2014	1,300	313.000.000	406.900.000
3844	436160 00354	TRUCK TRACTOR HEAD	HINO	SH 1 FDA / 16.745CC (TRACTOR HEAD)	1998	1,300	120.000.000	156.000.000
3845	436160 00355	TRUCK TRACTOR HEAD	HINO	SH 1 FGB (TRACTOR HEAD)	1998	1,300	156.000.000	202.800.000
3846	436160 00356	TRUCK TRACTOR HEAD	HINO	SH 1 KGE (TRACTOR HEAD)	2007	1,300	245.000.000	318.500.000
3847	436160 00357	TRUCK TRACTOR HEAD	HINO	SH 1 PDA / 14.212CC (TRACTOR HEAD)	1997	1,300	118.000.000	153.400.000
3848	436160 00359	TRUCK TRACTOR HEAD	HINO	SH 275 A / 13.267CC (TRACTOR HEAD)	1995	1,300	125.000.000	162.500.000
3849	436160 00358	TRUCK TRACTOR HEAD	HINO	SH 2 FLA (TRACTOR HEAD)	2000	1,300	148.000.000	192.400.000
3850	436160 00360	TRUCK TRACTOR HEAD	HINO	SH 3 FDA / 17.500CC (TRACTOR HEAD)	1997	1,300	128.000.000	166.400.000
3851	436160 00361	TRUCK TRACTOR HEAD	HINO	SH 3 FDB / 19.688CC (TRACTOR HEAD)	1998	1,300	130.000.000	169.000.000
3852	436160 00362	TRUCK TRACTOR HEAD	HINO	SH 661 A / 16.745CC (TRACTOR HEAD)	1996	1,300	145.000.000	188.500.000
3853	436160 00363	TRUCK TRACTOR HEAD	HINO	SH 661 A / 17.238CC (TRACTOR HEAD)	1998	1,300	143.000.000	185.900.000
3854	436160 00364	TRUCK TRACTOR HEAD	HINO	SS 1 KKKK (6X4) (TRACTOR HEAD)	2004	1,300	379.000.000	492.700.000
3855	436160 00364	TRUCK TRACTOR HEAD	HINO	SS 1 KKKK (6X4) (TRACTOR HEAD)	2003	1,300	377.000.000	490.100.000
3856	436160 00364	TRUCK TRACTOR HEAD	HINO	SS 1 KKKK (6X4) (TRACTOR HEAD)	2002	1,300	367.000.000	477.100.000
3857	436160 00364	TRUCK TRACTOR HEAD	HINO	SS 1 KKKK (6X4) (TRACTOR HEAD)	2001	1,300	321.000.000	417.300.000
3858	436160 00366	TRUCK TRACTOR HEAD	HINO	SS 2 VJA / 11.149CC (TRACTOR HEAD)	1998	1,300	148.000.000	192.400.000
3859	436160 00365	TRUCK TRACTOR HEAD	HINO	SS 2 V JB / 23.810CC (TRACTOR HEAD)	1998	1,300	151.000.000	196.300.000
3860	436160 00368	TRUCK TRACTOR HEAD	HINO	SS 330 KA (TRACTOR HEAD) (6X4)	2001	1,300	251.000.000	326.300.000
3861	436160 00368	TRUCK TRACTOR HEAD	HINO	SS 330 KA (TRACTOR HEAD) (6X4)	2000	1,300	249.000.000	323.700.000
3862	436160 00368	TRUCK TRACTOR HEAD	HINO	SS 330 KA (TRACTOR HEAD) (6X4)	1999	1,300	213.000.000	276.900.000
3863	436160 00368	TRUCK TRACTOR HEAD	HINO	SS 330 KA (TRACTOR HEAD) (6X4)	1998	1,300	180.000.000	234.000.000
3864	436160 00368	TRUCK TRACTOR HEAD	HINO	SS 330 KA (TRACTOR HEAD) (6X4)	1997	1,300	153.000.000	198.900.000
3865	436160 00368	TRUCK TRACTOR HEAD	HINO	SS 330 KA (TRACTOR HEAD) (6X4)	1996	1,300	99.000.000	128.700.000
3866	436160 00368	TRUCK TRACTOR HEAD	HINO	SS 330 KA (TRACTOR HEAD) (6X4)	1995	1,300	92.000.000	119.600.000
3867	436160 00368	TRUCK TRACTOR HEAD	HINO	SS 330 KA (TRACTOR HEAD) (6X4)	1994	1,300	86.000.000	111.800.000
3868	436160 00368	TRUCK TRACTOR HEAD	HINO	SS 330 KA (TRACTOR HEAD) (6X4)	1993	1,300	80.000.000	104.000.000
3869	436160 00367	TRUCK TRACTOR HEAD	HINO	SS 330 (TRACTOR HEAD) (6X4)	2000	1,300	249.000.000	323.700.000
3870	436160 00367	TRUCK TRACTOR HEAD	HINO	SS 330 (TRACTOR HEAD) (6X4)	1999	1,300	213.000.000	276.900.000
3871	436160 00367	TRUCK TRACTOR HEAD	HINO	SS 330 (TRACTOR HEAD) (6X4)	1998	1,300	180.000.000	234.000.000
3872	436160 00367	TRUCK TRACTOR HEAD	HINO	SS 330 (TRACTOR HEAD) (6X4)	1997	1,300	153.000.000	198.900.000
3873	436160 00367	TRUCK TRACTOR HEAD	HINO	SS 330 (TRACTOR HEAD) (6X4)	1996	1,300	99.000.000	128.700.000
3874	436160 00367	TRUCK TRACTOR HEAD	HINO	SS 330 (TRACTOR HEAD) (6X4)	1995	1,300	92.000.000	119.600.000
3875	436160 00367	TRUCK TRACTOR HEAD	HINO	SS 330 (TRACTOR HEAD) (6X4)	1994	1,300	86.000.000	111.800.000
3876	436160 00367	TRUCK TRACTOR HEAD	HINO	SS 330 (TRACTOR HEAD) (6X4)	1993	1,300	80.000.000	104.000.000
3877	436160 00369	TRUCK TRACTOR HEAD	HINO	SS 661 / 12.000CC (TRACTOR HEAD)	1998	1,300	168.000.000	218.400.000
3878	436160 00370	TRUCK TRACTOR HEAD	HINO	SS 691 A / 16.000CC (TRACTOR HEAD)	1998	1,300	168.000.000	218.400.000
3879	436160 00371	TRUCK TRACTOR HEAD	HINO	SS 711 A / 15.354CC (TRACTOR HEAD)	1998	1,300	160.000.000	208.000.000
3880	436160 00372	TRUCK TRACTOR HEAD	HINO	SV1EMPA AW TRACTOR HEAD (6X4)	2015	1,300	632.000.000	821.600.000
3881	436185 00411	TRUCK TRACTOR HEAD	ISUZU	FTR 90 H TH (TRACTOR HEAD) (4X2)	2018	1,300	330.000.000	429.000.000
3882	436185 00411	TRUCK TRACTOR HEAD	ISUZU	FTR 90 H TH (TRACTOR HEAD) (4X2)	2017	1,300	330.000.000	429.000.000
3883	436185 00411	TRUCK TRACTOR HEAD	ISUZU	FTR 90 H TH (TRACTOR HEAD) (4X2)	2016	1,300	323.000.000	419.900.000
3884	436185 00412	TRUCK TRACTOR HEAD	ISUZU	FTR 90 P TH (TRACTOR HEAD) (4X2)	2018	1,300	330.000.000	429.000.000
3885	436185 00412	TRUCK TRACTOR HEAD	ISUZU	FTR 90 P TH (TRACTOR HEAD) (4X2)	2017	1,300	330.000.000	429.000.000
3886	436185 00412	TRUCK TRACTOR HEAD	ISUZU	FTR 90 P TH (TRACTOR HEAD) (4X2)	2016	1,300	330.000.000	429.000.000
3887	436185 00412	TRUCK TRACTOR HEAD	ISUZU	FTR 90 P TH (TRACTOR HEAD) (4X2)	2015	1,300	325.000.000	422.500.000
3888	436185 00412	TRUCK TRACTOR HEAD	ISUZU	FTR 90 P TH (TRACTOR HEAD) (4X2)	2014	1,300	308.000.000	400.400.000
3889	436185 00413	TRUCK TRACTOR HEAD	ISUZU	FV 416 D / 11.000CC (TRACTOR HEAD)	1996	1,300	125.000.000	162.500.000
3890	436185 00414	TRUCK TRACTOR HEAD	ISUZU	FV 545 JX / 11.000CC (TRACTOR HEAD)	1999	1,300	148.000.000	192.400.000
3891	436185 00415	TRUCK TRACTOR HEAD	ISUZU	FVR 34 P HP TH (TRACTOR HEAD) (4X2) (N)	2018	1,300	176.000.000	228.800.000
3892	436185 00415	TRUCK TRACTOR HEAD	ISUZU	FVR 34 P HP TH (TRACTOR HEAD) (4X2) (N)	2017	1,300	173.000.000	224.900.000
3893	436185 00416	TRUCK TRACTOR HEAD	ISUZU	FVR 34 P TH (TRACTOR HEAD) (4X2)	2018	1,300	240.000.000	312.000.000
3894	436185 00416	TRUCK TRACTOR HEAD	ISUZU	FVR 34 P TH (TRACTOR HEAD) (4X2)	2017	1,300	236.000.000	306.800.000
3895	436185 00416	TRUCK TRACTOR HEAD	ISUZU	FVR 34 P TH (TRACTOR HEAD) (4X2)	2016	1,300	232.000.000	301.600.000
3896	436185 00416	TRUCK TRACTOR HEAD	ISUZU	FVR 34 P TH (TRACTOR HEAD) (4X2)	2015	1,300	228.000.000	296.400.000

NO	KODING	JENIS	MEREK	TIPE	TH BUAT	BOBOT	NJKB	DP PKB
1	2	3	4	5	6	7	8	9
3897	436185 00416	TRUCK TRACTOR HEAD	ISUZU	FVR 34 P TH (TRACTOR HEAD) (4X2)	2014	1,300	224.000.000	291.200.000
3898	436185 00417	TRUCK TRACTOR HEAD	ISUZU	FVR 34 P TH (TRACTOR HEAD) (4X2) (N)	2018	1,300	162.000.000	210.600.000
3899	436185 00417	TRUCK TRACTOR HEAD	ISUZU	FVR 34 P TH (TRACTOR HEAD) (4X2) (N)	2017	1,300	159.000.000	206.700.000
3900	436185 00418	TRUCK TRACTOR HEAD	ISUZU	FVZ 34 N HP 6.1 TH (TRACTOR HEAD) (6X4) (N)	2018	1,300	239.000.000	310.700.000
3901	436185 00419	TRUCK TRACTOR HEAD	ISUZU	FVZ 34 N TH (TRACTOR HEAD) (6X4) (N)	2017	1,300	380.000.000	494.000.000
3902	436185 00420	TRUCK TRACTOR HEAD	ISUZU	FVZ 34P TH (TRACTOR HEAD) (6X4)	2015	1,300	540.000.000	702.000.000
3903	436185 00420	TRUCK TRACTOR HEAD	ISUZU	FVZ 34P TH (TRACTOR HEAD) (6X4)	2014	1,300	513.000.000	666.900.000
3904	436185 00420	TRUCK TRACTOR HEAD	ISUZU	FVZ 34P TH (TRACTOR HEAD) (6X4)	2013	1,300	487.000.000	633.100.000
3905	436185 00421	TRUCK TRACTOR HEAD	ISUZU	GVR 34 H (TRACTOR HEAD) (4X2)	2018	1,300	210.000.000	273.000.000
3906	436185 00422	TRUCK TRACTOR HEAD	ISUZU	GVR 34 H (TRCTOR HEAD) (4X2)	2018	1,300	403.000.000	523.900.000
3907	436185 00422	TRUCK TRACTOR HEAD	ISUZU	GVR 34 H (TRCTOR HEAD) (4X2)	2017	1,300	384.000.000	499.200.000
3908	436185 00422	TRUCK TRACTOR HEAD	ISUZU	GVR 34 H (TRCTOR HEAD) (4X2)	2016	1,300	367.000.000	477.100.000
3909	436185 00422	TRUCK TRACTOR HEAD	ISUZU	GVR 34 H (TRCTOR HEAD) (4X2)	2015	1,300	363.000.000	471.900.000
3910	436185 00422	TRUCK TRACTOR HEAD	ISUZU	GVR 34 H (TRCTOR HEAD) (4X2)	2014	1,300	355.000.000	461.500.000
3911	436185 00424	TRUCK TRACTOR HEAD	ISUZU	GVR 34 J HP (TRACTOR HEAD) (4X2) (N)	2018	1,300	176.000.000	228.800.000
3912	436185 00423	TRUCK TRACTOR HEAD	ISUZU	GVR 34 J (TRACTOR HEAD) (4X2) (N)	2018	1,300	162.000.000	210.600.000
3913	436185 00426	TRUCK TRACTOR HEAD	ISUZU	GVZ 34 K HP (TRACTOR HEAD) (6X4) (N)	2018	1,300	239.000.000	310.700.000
3914	436185 00425	TRUCK TRACTOR HEAD	ISUZU	GVZ 34 K (TRACTOR HEAD) (6X4)	2018	1,300	400.000.000	520.000.000
3915	436185 00425	TRUCK TRACTOR HEAD	ISUZU	GVZ 34 K (TRACTOR HEAD) (6X4)	2017	1,300	392.000.000	509.600.000
3916	436185 00425	TRUCK TRACTOR HEAD	ISUZU	GVZ 34 K (TRACTOR HEAD) (6X4)	2016	1,300	385.000.000	500.500.000
3917	436185 00425	TRUCK TRACTOR HEAD	ISUZU	GVZ 34 K (TRACTOR HEAD) (6X4)	2015	1,300	378.000.000	491.400.000
3918	436185 00425	TRUCK TRACTOR HEAD	ISUZU	GVZ 34 K (TRACTOR HEAD) (6X4)	2014	1,300	371.000.000	482.300.000
3919	436185 00427	TRUCK TRACTOR HEAD	ISUZU	GXZ 23 KZ (6X4) / 9839CC (TRACTOR HEAD)	2000	1,300	133.000.000	172.900.000
3920	436185 00428	TRUCK TRACTOR HEAD	ISUZU	GXZ 60 N HP (TRACTOR HEAD) (6X4) (N)	2018	1,300	270.000.000	351.000.000
3921	436247 00019	TRUCK TRACTOR HEAD	MAN	33422 DF TR / 11.967CC (TRACTOR HEAD)	1994	1,300	120.000.000	156.000.000
3922	436247 00019	TRUCK TRACTOR HEAD	MAN	33422 DF TR / 11.967CC (TRACTOR HEAD)	1993	1,300	110.000.000	143.000.000
3923	436247 00020	TRUCK TRACTOR HEAD	MAN	WMAT38ZZZ YM / 11.967CC (TRACTOR HEAD)	2000	1,300	213.000.000	276.900.000
3924	436255 00766	TRUCK TRACTOR HEAD	MERCEDES BENZ	1827 S (TRACTOR HEAD)	1996	1,300	115.000.000	149.500.000
3925	436255 00767	TRUCK TRACTOR HEAD	MERCEDES BENZ	2634. S/32 / 11.000CC (TRACTOR HEAD)	1995	1,300	92.000.000	119.600.000
3926	436255 00768	TRUCK TRACTOR HEAD	MERCEDES BENZ	OM 366 - 917 (TRACTOR HEAD)	1996	1,300	109.000.000	141.700.000
3927	436255 00769	TRUCK TRACTOR HEAD	MERCEDES BENZ	OM 366 A - 917 (TRACTOR HEAD)	1996	1,300	109.000.000	141.700.000
3928	436261 00633	TRUCK TRACTOR HEAD	MITSUBISHI	FK 616 EZ / 6.919CC (TRACTOR HEAD)	1998	1,300	105.000.000	136.500.000
3929	436261 00634	TRUCK TRACTOR HEAD	MITSUBISHI	FN 527 M HEAD TRACTOR	1990	1,300	130.000.000	169.000.000
3930	436261 00635	TRUCK TRACTOR HEAD	MITSUBISHI	FN627 254PS (6X4) M/T (TRACTOR HEAD)	2011	1,300	606.000.000	787.800.000
3931	436261 00635	TRUCK TRACTOR HEAD	MITSUBISHI	FN627 254PS (6X4) M/T (TRACTOR HEAD)	2010	1,300	566.000.000	735.800.000
3932	436261 00636	TRUCK TRACTOR HEAD	MITSUBISHI	FP 112 D / 21.205CC (TRACTOR HEAD)	2006	1,300	260.000.000	338.000.000
3933	436261 00637	TRUCK TRACTOR HEAD	MITSUBISHI	FP 310 D / 11.149CC (TRACTOR HEAD)	1998	1,300	127.000.000	165.100.000
3934	436261 00638	TRUCK TRACTOR HEAD	MITSUBISHI	FP 410 D / 12.023CC (TRACTOR HEAD)	1997	1,300	144.000.000	187.200.000
3935	436261 00639	TRUCK TRACTOR HEAD	MITSUBISHI	FP 410 G (TRACTOR HEAD)	1999	1,300	158.000.000	205.400.000
3936	436261 00640	TRUCK TRACTOR HEAD	MITSUBISHI	FP 413 E / 14.886CC (TRACTOR HEAD)	1996	1,300	124.000.000	161.200.000
3937	436261 00641	TRUCK TRACTOR HEAD	MITSUBISHI	FP 415 D / 16.031CC (TRACTOR HEAD)	1998	1,300	138.000.000	179.400.000
3938	436261 00642	TRUCK TRACTOR HEAD	MITSUBISHI	FP 415 D / 16.051CC (TRACTOR HEAD)	1996	1,300	103.000.000	133.900.000
3939	436261 00643	TRUCK TRACTOR HEAD	MITSUBISHI	FP 415 J / 16.031CC (TRACTOR HEAD)	1998	1,300	138.000.000	179.400.000
3940	436261 00644	TRUCK TRACTOR HEAD	MITSUBISHI	FP 417 D / 11.149CC (TRACTOR HEAD)	2008	1,300	305.000.000	396.500.000
3941	436261 00645	TRUCK TRACTOR HEAD	MITSUBISHI	FP 418 D / 11.149CC (TRACTOR HEAD)	2007	1,300	275.000.000	357.500.000
3942	436261 00645	TRUCK TRACTOR HEAD	MITSUBISHI	FP 418 D / 11.149CC (TRACTOR HEAD)	2000	1,300	170.000.000	221.000.000
3943	436261 00646	TRUCK TRACTOR HEAD	MITSUBISHI	FP 418 D / 11.670CC (TRACTOR HEAD)	1998	1,300	140.000.000	182.000.000
3944	436261 00647	TRUCK TRACTOR HEAD	MITSUBISHI	FP 418 D / 13.500CC (TRACTOR HEAD)	2000	1,300	180.000.000	234.000.000
3945	436261 00647	TRUCK TRACTOR HEAD	MITSUBISHI	FP 418 D / 13.500CC (TRACTOR HEAD)	1998	1,300	140.000.000	182.000.000
3946	436261 00647	TRUCK TRACTOR HEAD	MITSUBISHI	FP 418 D / 13.500CC (TRACTOR HEAD)	1997	1,300	127.000.000	165.100.000
3947	436261 00648	TRUCK TRACTOR HEAD	MITSUBISHI	FP 418 G / 11.149CC (TRACTOR HEAD)	1996	1,300	120.000.000	156.000.000
3948	436261 00649	TRUCK TRACTOR HEAD	MITSUBISHI	FP 418 H / 6.000CC (TRACTOR HEAD)	1997	1,300	123.000.000	159.900.000
3949	436261 00650	TRUCK TRACTOR HEAD	MITSUBISHI	FP 418 J / 11149CC (TRACTOR HEAD)	1999	1,300	146.000.000	189.800.000
3950	436261 00650	TRUCK TRACTOR HEAD	MITSUBISHI	FP 418 J / 11149CC (TRACTOR HEAD)	1998	1,300	139.000.000	180.700.000
3951	436261 00651	TRUCK TRACTOR HEAD	MITSUBISHI	FP 418 J / 7412CC (TRACTOR HEAD)	1996	1,300	127.000.000	165.100.000
3952	436261 00652	TRUCK TRACTOR HEAD	MITSUBISHI	FP 419 D / 17.737CC (TRACTOR HEAD)	1996	1,300	126.000.000	163.800.000
3953	436261 00653	TRUCK TRACTOR HEAD	MITSUBISHI	FP 419 H / 17.737CC (TRACTOR HEAD)	1997	1,300	133.000.000	172.900.000
3954	436261 00654	TRUCK TRACTOR HEAD	MITSUBISHI	FP 446 D / 16.031CC (TRACTOR HEAD)	1997	1,300	156.000.000	202.800.000
3955	436261 00655	TRUCK TRACTOR HEAD	MITSUBISHI	FP 512 D / 21.031CC (TRACTOR HEAD)	2005	1,300	338.000.000	439.400.000
3956	436261 00656	TRUCK TRACTOR HEAD	MITSUBISHI	FP 515 D / 16.031CC (TRACTOR HEAD)	2007	1,300	345.000.000	448.500.000
3957	436261 00658	TRUCK TRACTOR HEAD	MITSUBISHI	FP 517 D / 11.945CC 330PS (TRACTOR HEAD)	1998	1,300	154.000.000	200.200.000
3958	436261 00657	TRUCK TRACTOR HEAD	MITSUBISHI	FP 517 D / 11.945CC (TRACTOR HEAD)	2007	1,300	280.000.000	364.000.000
3959	436261 00660	TRUCK TRACTOR HEAD	MITSUBISHI	FP 540 DR 11.023CC(TRACTOR HEAD)	2000	1,300	196.000.000	254.800.000
3960	436261 00659	TRUCK TRACTOR HEAD	MITSUBISHI	FP 540 D TRACTOR HEAD	2007	1,300	265.000.000	344.500.000
3961	436261 00661	TRUCK TRACTOR HEAD	MITSUBISHI	FP 540 G TRACTOR HEAD	2000	1,300	196.000.000	254.800.000
3962	436261 00662	TRUCK TRACTOR HEAD	MITSUBISHI	FS 416 R / 16.752CC (TRACTOR HEAD)	1998	1,300	185.000.000	240.500.000
3963	436261 00663	TRUCK TRACTOR HEAD	MITSUBISHI	FS 418 U / 11.149CC (TRACTOR HEAD)	1997	1,300	125.000.000	162.500.000
3964	436261 00664	TRUCK TRACTOR HEAD	MITSUBISHI	FT 413 N / 11.000CC (TRACTOR HEAD)	1997	1,300	141.000.000	183.300.000
3965	436261 00665	TRUCK TRACTOR HEAD	MITSUBISHI	FT 416 D / 16.752CC (TRACTOR HEAD)	1998	1,300	130.000.000	169.000.000
3966	436261 00666	TRUCK TRACTOR HEAD	MITSUBISHI	FT 418 K / 11.149CC (TRACTOR HEAD)	1998	1,300	132.000.000	171.600.000
3967	436261 00667	TRUCK TRACTOR HEAD	MITSUBISHI	FT 418 R / 11.149CC (TRACTOR HEAD)	1998	1,300	154.000.000	200.200.000
3968	436261 00668	TRUCK TRACTOR HEAD	MITSUBISHI	FT 517 NY / 11.094CC (TRACTOR HEAD)	2000	1,300	176.000.000	228.800.000
3969	436261 00669	TRUCK TRACTOR HEAD	MITSUBISHI	FU 413 JR / 11.000CC (TRACTOR HEAD)	1996	1,300	124.000.000	161.200.000
3970	436261 00670	TRUCK TRACTOR HEAD	MITSUBISHI	FU 418 N (TRACTOR HEAD)	1999	1,300	150.000.000	195.000.000
3971	436261 00671	TRUCK TRACTOR HEAD	MITSUBISHI	FU 510 UZ / 12.023CC (TRACTOR HEAD)	2006	1,300	375.000.000	487.500.000
3972	436261 00672	TRUCK TRACTOR HEAD	MITSUBISHI	FU 517 UZ / 11.945CC (TRACTOR HEAD)	2007	1,300	383.000.000	497.900.000
3973	436261 00673	TRUCK TRACTOR HEAD	MITSUBISHI	FUSO F 515 S TRACTOR HEAD 16.031CC	2006	1,300	265.000.000	344.500.000
3974	436261 00674	TRUCK TRACTOR HEAD	MITSUBISHI	FUSO FB 411 D (TRACTOR HEAD)	1999	1,300	250.000.000	325.000.000
3975	436261 00675	TRUCK TRACTOR HEAD	MITSUBISHI	FUSO FM 557 DR (TRACTOR HEAD)	2002	1,300	314.000.000	408.200.000
3976	436261 00675	TRUCK TRACTOR HEAD	MITSUBISHI	FUSO FM 557 DR (TRACTOR HEAD)	2001	1,300	282.000.000	366.600.000
3977	436261 00676	TRUCK TRACTOR HEAD	MITSUBISHI	FV 416 H (HEAD TRACTOR)	1991	1,300	69.000.000	89.700.000
3978	436261 00677	TRUCK TRACTOR HEAD	MITSUBISHI	FV 424 JR (TRACTOR HEAD)	2007	1,300	310.000.000	403.000.000
3979	436261 00678	TRUCK TRACTOR HEAD	MITSUBISHI	FV 50 LH 14886 (TRACTOR HEAD)	2001	1,300	195.000.000	253.500.000
3980	436261 00678	TRUCK TRACTOR HEAD	MITSUBISHI	FV 50 LH 14886 (TRACTOR HEAD)	2000	1,300	185.000.000	240.500.000
3981	436261 00680	TRUCK TRACTOR HEAD	MITSUBISHI	FV 5138 380PS (6X4) M/T (TRACTOR HEAD)	2011	1,300	884.000.000	1.149.200.000
3982	436261 00680	TRUCK TRACTOR HEAD	MITSUBISHI	FV 5138 380PS (6X4) M/T (TRACTOR HEAD)	2010	1,300	804.000.000	1.045.200.000
3983	436261 00679	TRUCK TRACTOR HEAD	MITSUBISHI	FV 51 JH 12882 (TRACTOR HEAD)	2011	1,300	480.000.000	624.000.000
3984	436261 00632	TRUCK TRACTOR HEAD	MITSUBISHI	(TRACTOR HEAD) FUSO FV415 HRR	1995	1,300	153.000.000	198.900.000
3985	436284 00502	TRUCK TRACTOR HEAD	NISSAN	CD 450 NC / 12.503CC (TRACTOR HEAD)	1998	1,300	151.000.000	196.300.000
3986	436284 00502	TRUCK TRACTOR HEAD	NISSAN	CD 450 NC / 12.503CC (TRACTOR HEAD)	1997	1,300	135.000.000	175.500.000
3987	436284 00502	TRUCK TRACTOR HEAD	NISSAN	CD 450 NC / 12.503CC (TRACTOR HEAD)	1996	1,300	124.000.000	161.200.000

NO	KODING	JENIS	MEREK	TIPE	TH BUAT	BOBOT	NJKB	DP PKB
1	2	3	4	5	6	7	8	9
3988	436284 00502	TRUCK TRACTOR HEAD	NISSAN	CD 450 NC / 12.503CC (TRACTOR HEAD)	1995	1,300	118.000.000	153.400.000
3989	436284 00503	TRUCK TRACTOR HEAD	NISSAN	CD 450 UC (TRACTOR HEAD)	1997	1,300	152.000.000	197.600.000
3990	436284 00503	TRUCK TRACTOR HEAD	NISSAN	CD 450 UC (TRACTOR HEAD)	1996	1,300	140.000.000	182.000.000
3991	436284 00515	TRUCK TRACTOR HEAD	NISSAN	CD 450 VC (TRACTOR HEAD)	1998	1,300	151.000.000	196.300.000
3992	436284 00515	TRUCK TRACTOR HEAD	NISSAN	CD 450 VC (TRACTOR HEAD)	1997	1,300	135.000.000	175.500.000
3993	436284 00515	TRUCK TRACTOR HEAD	NISSAN	CD 450 VC (TRACTOR HEAD)	1996	1,300	128.000.000	166.400.000
3994	436284 00515	TRUCK TRACTOR HEAD	NISSAN	CD 450 VC (TRACTOR HEAD)	1995	1,300	116.000.000	150.800.000
3995	436284 00504	TRUCK TRACTOR HEAD	NISSAN	CD 450 VN / 11.000CC (TRACTOR HEAD)	1998	1,300	160.000.000	208.000.000
3996	436284 00504	TRUCK TRACTOR HEAD	NISSAN	CD 450 VN / 11.000CC (TRACTOR HEAD)	1997	1,300	140.000.000	182.000.000
3997	436284 00504	TRUCK TRACTOR HEAD	NISSAN	CD 450 VN / 11.000CC (TRACTOR HEAD)	1996	1,300	123.000.000	159.900.000
3998	436284 00504	TRUCK TRACTOR HEAD	NISSAN	CD 450 VN / 11.000CC (TRACTOR HEAD)	1995	1,300	113.000.000	146.900.000
3999	436284 00504	TRUCK TRACTOR HEAD	NISSAN	CD 450 VN / 11.000CC (TRACTOR HEAD)	1994	1,300	107.000.000	139.100.000
4000	436284 00505	TRUCK TRACTOR HEAD	NISSAN	CD 46 N / 11.000CC (TRACTOR HEAD)	1996	1,300	132.000.000	171.600.000
4001	436284 00506	TRUCK TRACTOR HEAD	NISSAN	CD 510 HN / 11.000CC (TRACTOR HEAD)	1996	1,300	132.000.000	171.600.000
4002	436284 00507	TRUCK TRACTOR HEAD	NISSAN	CD 510 MN (TRACTOR HEAD)	1999	1,300	197.000.000	256.100.000
4003	436284 00507	TRUCK TRACTOR HEAD	NISSAN	CD 510 MN (TRACTOR HEAD)	1998	1,300	181.000.000	235.300.000
4004	436284 00507	TRUCK TRACTOR HEAD	NISSAN	CD 510 MN (TRACTOR HEAD)	1997	1,300	158.000.000	205.400.000
4005	436284 00507	TRUCK TRACTOR HEAD	NISSAN	CD 510 MN (TRACTOR HEAD)	1996	1,300	153.000.000	198.900.000
4006	436284 00508	TRUCK TRACTOR HEAD	NISSAN	CD 510 NN / 15.115CC (TRACTOR HEAD)	1999	1,300	215.000.000	279.500.000
4007	436284 00508	TRUCK TRACTOR HEAD	NISSAN	CD 510 NN / 15.115CC (TRACTOR HEAD)	1998	1,300	197.000.000	256.100.000
4008	436284 00508	TRUCK TRACTOR HEAD	NISSAN	CD 510 NN / 15.115CC (TRACTOR HEAD)	1997	1,300	176.000.000	228.800.000
4009	436284 00508	TRUCK TRACTOR HEAD	NISSAN	CD 510 NN / 15.115CC (TRACTOR HEAD)	1996	1,300	161.000.000	209.300.000
4010	436284 00509	TRUCK TRACTOR HEAD	NISSAN	CD 510 RN / 16.991CC (TRACTOR HEAD)	1997	1,300	130.000.000	169.000.000
4011	436284 00511	TRUCK TRACTOR HEAD	NISSAN	CD 520 UN (TRACTOR HEAD)	1997	1,300	170.000.000	221.000.000
4012	436284 00511	TRUCK TRACTOR HEAD	NISSAN	CD 520 UN (TRACTOR HEAD)	1996	1,300	146.000.000	189.800.000
4013	436284 00511	TRUCK TRACTOR HEAD	NISSAN	CD 520 UN (TRACTOR HEAD)	1995	1,300	141.000.000	183.300.000
4014	436284 00512	TRUCK TRACTOR HEAD	NISSAN	CD 520 VN (TRACTOR HEAD)	1999	1,300	228.000.000	296.400.000
4015	436284 00512	TRUCK TRACTOR HEAD	NISSAN	CD 520 VN (TRACTOR HEAD)	1998	1,300	208.000.000	270.400.000
4016	436284 00512	TRUCK TRACTOR HEAD	NISSAN	CD 520 VN (TRACTOR HEAD)	1997	1,300	186.000.000	241.800.000
4017	436284 00512	TRUCK TRACTOR HEAD	NISSAN	CD 520 VN (TRACTOR HEAD)	1996	1,300	171.000.000	222.300.000
4018	436284 00512	TRUCK TRACTOR HEAD	NISSAN	CD 520 VN (TRACTOR HEAD)	1995	1,300	155.000.000	201.500.000
4019	436284 00510	TRUCK TRACTOR HEAD	NISSAN	CD 52 ANN / 16.991CC (TRACTOR HEAD)	1998	1,300	153.000.000	198.900.000
4020	436284 00514	TRUCK TRACTOR HEAD	NISSAN	CD 530 VN (TRACTOR HEAD)	1998	1,300	175.000.000	227.500.000
4021	436284 00514	TRUCK TRACTOR HEAD	NISSAN	CD 530 VN (TRACTOR HEAD)	1997	1,300	156.000.000	202.800.000
4022	436284 00513	TRUCK TRACTOR HEAD	NISSAN	CD 53 V (TRACTOR HEAD)	1997	1,300	136.000.000	176.800.000
4023	436284 00513	TRUCK TRACTOR HEAD	NISSAN	CD 53 V (TRACTOR HEAD)	1996	1,300	118.000.000	153.400.000
4024	436284 00513	TRUCK TRACTOR HEAD	NISSAN	CD 53 V (TRACTOR HEAD)	1995	1,300	115.000.000	149.500.000
4025	436284 00513	TRUCK TRACTOR HEAD	NISSAN	CD 53 V (TRACTOR HEAD)	1994	1,300	112.000.000	145.600.000
4026	436284 00513	TRUCK TRACTOR HEAD	NISSAN	CD 53 V (TRACTOR HEAD)	1993	1,300	109.000.000	141.700.000
4027	436284 00513	TRUCK TRACTOR HEAD	NISSAN	CD 53 V (TRACTOR HEAD)	1992	1,300	107.000.000	139.100.000
4028	436284 00513	TRUCK TRACTOR HEAD	NISSAN	CD 53 V (TRACTOR HEAD)	1991	1,300	102.000.000	132.600.000
4029	436284 00513	TRUCK TRACTOR HEAD	NISSAN	CD 53 V (TRACTOR HEAD)	1990	1,300	100.000.000	130.000.000
4030	436284 00513	TRUCK TRACTOR HEAD	NISSAN	CD 53 V (TRACTOR HEAD)	1989	1,300	98.000.000	127.400.000
4031	436284 00513	TRUCK TRACTOR HEAD	NISSAN	CD 53 V (TRACTOR HEAD)	1988	1,300	93.000.000	120.900.000
4032	436284 00516	TRUCK TRACTOR HEAD	NISSAN	CG 450 WZ / 6000CC (TRACTOR HEAD)	1996	1,300	134.000.000	174.200.000
4033	436284 00519	TRUCK TRACTOR HEAD	NISSAN	CK 10 GHR. 6 CYL (TRACTOR)	1985	1,300	22.000.000	28.600.000
4034	436284 00519	TRUCK TRACTOR HEAD	NISSAN	CK 10 GHR. 6 CYL (TRACTOR)	1984	1,300	20.000.000	26.000.000
4035	436284 00519	TRUCK TRACTOR HEAD	NISSAN	CK 10 GHR. 6 CYL (TRACTOR)	1983	1,300	19.000.000	24.700.000
4036	436284 00519	TRUCK TRACTOR HEAD	NISSAN	CK 10 GHR. 6 CYL (TRACTOR)	1982	1,300	17.000.000	22.100.000
4037	436284 00519	TRUCK TRACTOR HEAD	NISSAN	CK 10 GHR. 6 CYL (TRACTOR)	1981	1,300	16.000.000	20.800.000
4038	436284 00519	TRUCK TRACTOR HEAD	NISSAN	CK 10 GHR. 6 CYL (TRACTOR)	1980	1,300	15.000.000	19.500.000
4039	436284 00518	TRUCK TRACTOR HEAD	NISSAN	CK 10 G. (TRACTOR HEAD)	1983	1,300	45.000.000	58.500.000
4040	436284 00518	TRUCK TRACTOR HEAD	NISSAN	CK 10 G. (TRACTOR HEAD)	1981	1,300	38.000.000	49.400.000
4041	436284 00517	TRUCK TRACTOR HEAD	NISSAN	CK - 30 BT (TRACTOR)	1982	1,300	23.000.000	29.900.000
4042	436284 00517	TRUCK TRACTOR HEAD	NISSAN	CK - 30 BT (TRACTOR)	1981	1,300	22.000.000	28.600.000
4043	436284 00520	TRUCK TRACTOR HEAD	NISSAN	CK 450 BNT / 12.503CC (TRACTOR HEAD)	2000	1,300	178.000.000	231.400.000
4044	436284 00520	TRUCK TRACTOR HEAD	NISSAN	CK 450 BNT / 12.503CC (TRACTOR HEAD)	1999	1,300	170.000.000	221.000.000
4045	436284 00520	TRUCK TRACTOR HEAD	NISSAN	CK 450 BNT / 12.503CC (TRACTOR HEAD)	1998	1,300	158.000.000	205.400.000
4046	436284 00520	TRUCK TRACTOR HEAD	NISSAN	CK 450 BNT / 12.503CC (TRACTOR HEAD)	1997	1,300	146.000.000	189.800.000
4047	436284 00521	TRUCK TRACTOR HEAD	NISSAN	CK 450 BT / 12.503CC (TRACTOR HEAD)	1998	1,300	163.000.000	211.900.000
4048	436284 00523	TRUCK TRACTOR HEAD	NISSAN	CK 450 ENT / 12.503CC (TRACTOR HEAD)	2000	1,300	178.000.000	231.400.000
4049	436284 00523	TRUCK TRACTOR HEAD	NISSAN	CK 450 ENT / 12.503CC (TRACTOR HEAD)	1999	1,300	170.000.000	221.000.000
4050	436284 00523	TRUCK TRACTOR HEAD	NISSAN	CK 450 ENT / 12.503CC (TRACTOR HEAD)	1998	1,300	158.000.000	205.400.000
4051	436284 00522	TRUCK TRACTOR HEAD	NISSAN	CK 450 EN (TRACTOR HEAD)	1998	1,300	190.000.000	247.000.000
4052	436284 00522	TRUCK TRACTOR HEAD	NISSAN	CK 450 EN (TRACTOR HEAD)	1997	1,300	169.000.000	219.700.000
4053	436284 00522	TRUCK TRACTOR HEAD	NISSAN	CK 450 EN (TRACTOR HEAD)	1996	1,300	155.000.000	201.500.000
4054	436284 00524	TRUCK TRACTOR HEAD	NISSAN	CK 451 B / 16.991CC (TRACTOR HEAD)	1997	1,300	145.000.000	188.500.000
4055	436284 00525	TRUCK TRACTOR HEAD	NISSAN	CK 46 BT / 11.149CC (TRACTOR HEAD)	1996	1,300	122.000.000	158.600.000
4056	436284 00525	TRUCK TRACTOR HEAD	NISSAN	CK 46 BT / 11.149CC (TRACTOR HEAD)	1995	1,300	116.000.000	150.800.000
4057	436284 00526	TRUCK TRACTOR HEAD	NISSAN	CK 50 BT / 14.313CC (TRACTOR HEAD)	1996	1,300	122.000.000	158.600.000
4058	436284 00528	TRUCK TRACTOR HEAD	NISSAN	CK 520 BAT / 16.991CC (TRACTOR HEAD)	1999	1,300	255.000.000	331.500.000
4059	436284 00528	TRUCK TRACTOR HEAD	NISSAN	CK 520 BAT / 16.991CC (TRACTOR HEAD)	1998	1,300	101.000.000	131.300.000
4060	436284 00527	TRUCK TRACTOR HEAD	NISSAN	CK 520 B AT / 6.000CC (TRACTOR HEAD)	1996	1,300	98.000.000	127.400.000
4061	436284 00529	TRUCK TRACTOR HEAD	NISSAN	CK 520 BNT (TRACTOR HEAD)	2003	1,300	165.000.000	214.500.000
4062	436284 00529	TRUCK TRACTOR HEAD	NISSAN	CK 520 BNT (TRACTOR HEAD)	1997	1,300	126.000.000	163.800.000
4063	436284 00530	TRUCK TRACTOR HEAD	NISSAN	CK 53 BT / 16.991CC (TRACTOR HEAD)	1997	1,300	133.000.000	172.900.000
4064	436284 00531	TRUCK TRACTOR HEAD	NISSAN	CK 53 XFHY/12.5 12.503CC (TRACTOR HEAD)	2001	1,300	190.000.000	247.000.000
4065	436284 00533	TRUCK TRACTOR HEAD	NISSAN	CK 540 BNT / 6.000CC (TRACTOR HEAD)	1997	1,300	141.000.000	183.300.000
4066	436284 00534	TRUCK TRACTOR HEAD	NISSAN	CK 541 B / 16.991CC (TRACTOR HEAD)	1997	1,300	141.000.000	183.300.000
4067	436284 00532	TRUCK TRACTOR HEAD	NISSAN	CK 54 BT / 11.000CC (TRACTOR HEAD)	1998	1,300	163.000.000	211.900.000
4068	436284 00532	TRUCK TRACTOR HEAD	NISSAN	CK 54 BT / 11.000CC (TRACTOR HEAD)	1997	1,300	143.000.000	185.900.000
4069	436284 00532	TRUCK TRACTOR HEAD	NISSAN	CK 54 BT / 11.000CC (TRACTOR HEAD)	1996	1,300	122.000.000	158.600.000
4070	436284 00535	TRUCK TRACTOR HEAD	NISSAN	CK 551 B / 21.205CC (TRACTOR HEAD)	2005	1,300	327.000.000	425.100.000
4071	436284 00536	TRUCK TRACTOR HEAD	NISSAN	CK 60 BT / 17.892CC (TRACTOR HEAD)	1996	1,300	122.000.000	158.600.000
4072	436284 00537	TRUCK TRACTOR HEAD	NISSAN	CK 610 BNT / 11.000CC (TRACTOR HEAD)	1996	1,300	113.000.000	146.900.000
4073	436284 00538	TRUCK TRACTOR HEAD	NISSAN	CK 620 BNT / 18.894CC (TRACTOR HEAD)	1999	1,300	178.000.000	231.400.000
4074	436284 00539	TRUCK TRACTOR HEAD	NISSAN	CK 631 BHT / 6000CC (TRACTOR HEAD)	1996	1,300	112.000.000	145.600.000
4075	436284 00540	TRUCK TRACTOR HEAD	NISSAN	CK 632 BHT / 12.505CC (TRACTOR HEAD)	2001	1,300	190.000.000	247.000.000
4076	436284 00541	TRUCK TRACTOR HEAD	NISSAN	CK 66 BT / 11.670CC (TRACTOR HEAD)	1998	1,300	163.000.000	211.900.000
4077	436284 00542	TRUCK TRACTOR HEAD	NISSAN	CK 66 BT / 18894CC (TRACTOR HEAD)	1999	1,300	225.000.000	292.500.000
4078	436284 00543	TRUCK TRACTOR HEAD	NISSAN	CK 66 BT RE 10 (TRACTOR HEAD)	1998	1,300	214.000.000	278.200.000

NO	KODING	JENIS	MEREK	TIPE	TH BUAT	BOBOT	NJKB	DP PKB
1	2	3	4	5	6	7	8	9
4079	436284 00544	TRUCK TRACTOR HEAD	NISSAN	CK 66 BT RE 20 / 15.000CC (TRACTOR HEAD)	1984	1,300	36.000.000	46.800.000
4080	436284 00545	TRUCK TRACTOR HEAD	NISSAN	CK 67 BT / 11.670CC (TRACTOR HEAD)	1998	1,300	163.000.000	211.900.000
4081	436284 00547	TRUCK TRACTOR HEAD	NISSAN	CKA 12 BT. 7412CC (TRACTOR HEAD)	2003	1,300	125.000.000	162.500.000
4082	436284 00547	TRUCK TRACTOR HEAD	NISSAN	CKA 12 BT. 7412CC (TRACTOR HEAD)	1995	1,300	85.000.000	110.500.000
4083	436284 00547	TRUCK TRACTOR HEAD	NISSAN	CKA 12 BT. 7412CC (TRACTOR HEAD)	1994	1,300	79.000.000	102.700.000
4084	436284 00547	TRUCK TRACTOR HEAD	NISSAN	CKA 12 BT. 7412CC (TRACTOR HEAD)	1993	1,300	74.000.000	96.200.000
4085	436284 00548	TRUCK TRACTOR HEAD	NISSAN	CKA 12 G (TRACTOR HEAD)	1988	1,300	76.000.000	98.800.000
4086	436284 00549	TRUCK TRACTOR HEAD	NISSAN	CKA 45 BT/ 16.670CC (TRACTOR HEAD)	1998	1,300	165.000.000	214.500.000
4087	436284 00546	TRUCK TRACTOR HEAD	NISSAN	CK B 450 BT / 12.503CC (TRACTOR HEAD)	2000	1,300	183.000.000	237.900.000
4088	436284 00546	TRUCK TRACTOR HEAD	NISSAN	CK B 450 BT / 12.503CC (TRACTOR HEAD)	1999	1,300	174.000.000	226.200.000
4089	436284 00546	TRUCK TRACTOR HEAD	NISSAN	CK B 450 BT / 12.503CC (TRACTOR HEAD)	1998	1,300	162.000.000	210.600.000
4090	436284 00550	TRUCK TRACTOR HEAD	NISSAN	CKB 45 ABT / 12.503CC (TRACTOR HEAD)	2008	1,300	375.000.000	487.500.000
4091	436284 00551	TRUCK TRACTOR HEAD	NISSAN	CKX 45 BT / 12.503CC (TRACTOR HEAD)	1998	1,300	202.000.000	262.600.000
4092	436284 00552	TRUCK TRACTOR HEAD	NISSAN	CM 87 KA (TRACTOR HEAD)	1995	1,300	115.000.000	149.500.000
4093	436284 00553	TRUCK TRACTOR HEAD	NISSAN	CV 631 GMT (TRACTOR HEAD)	1998	1,300	166.000.000	215.800.000
4094	436284 00554	TRUCK TRACTOR HEAD	NISSAN	CW 46 GT / 11.149CC (TRACTOR HEAD)	1996	1,300	133.000.000	172.900.000
4095	436284 00554	TRUCK TRACTOR HEAD	NISSAN	CW 46 GT / 11.149CC (TRACTOR HEAD)	1995	1,300	128.000.000	166.400.000
4096	436284 00554	TRUCK TRACTOR HEAD	NISSAN	CW 46 GT / 11.149CC (TRACTOR HEAD)	1994	1,300	120.000.000	156.000.000
4097	436284 00554	TRUCK TRACTOR HEAD	NISSAN	CW 46 GT / 11.149CC (TRACTOR HEAD)	1993	1,300	110.000.000	143.000.000
4098	436284 00554	TRUCK TRACTOR HEAD	NISSAN	CW 46 GT / 11.149CC (TRACTOR HEAD)	1992	1,300	95.000.000	123.500.000
4099	436284 00554	TRUCK TRACTOR HEAD	NISSAN	CW 46 GT / 11.149CC (TRACTOR HEAD)	1991	1,300	90.000.000	117.000.000
4100	436284 00554	TRUCK TRACTOR HEAD	NISSAN	CW 46 GT / 11.149CC (TRACTOR HEAD)	1990	1,300	78.000.000	101.400.000
4101	436284 00557	TRUCK TRACTOR HEAD	NISSAN	CW 510 HV / 13.000CC (TRACTOR HEAD)	1998	1,300	169.000.000	219.700.000
4102	436284 00555	TRUCK TRACTOR HEAD	NISSAN	CW 51 GT / 16.990 (TRACTOR HEAD)	1998	1,300	167.000.000	217.100.000
4103	436284 00556	TRUCK TRACTOR HEAD	NISSAN	CW 51 H / 11.000CC (TRACTOR HEAD)	1995	1,300	130.000.000	169.000.000
4104	436284 00559	TRUCK TRACTOR HEAD	NISSAN	CW 520 HN / 17.000CC (TRACTOR HEAD)	2000	1,300	172.000.000	223.600.000
4105	436284 00559	TRUCK TRACTOR HEAD	NISSAN	CW 520 HN / 17.000CC (TRACTOR HEAD)	1999	1,300	159.000.000	206.700.000
4106	436284 00559	TRUCK TRACTOR HEAD	NISSAN	CW 520 HN / 17.000CC (TRACTOR HEAD)	1998	1,300	147.000.000	191.100.000
4107	436284 00559	TRUCK TRACTOR HEAD	NISSAN	CW 520 HN / 17.000CC (TRACTOR HEAD)	1997	1,300	132.000.000	171.600.000
4108	436284 00560	TRUCK TRACTOR HEAD	NISSAN	CW 520 HV/ 11.000CC (TRACTOR HEAD)	1998	1,300	184.000.000	239.200.000
4109	436284 00560	TRUCK TRACTOR HEAD	NISSAN	CW 520 HV/ 11.000CC (TRACTOR HEAD)	1997	1,300	164.000.000	213.200.000
4110	436284 00560	TRUCK TRACTOR HEAD	NISSAN	CW 520 HV/ 11.000CC (TRACTOR HEAD)	1996	1,300	156.000.000	202.800.000
4111	436284 00560	TRUCK TRACTOR HEAD	NISSAN	CW 520 HV/ 11.000CC (TRACTOR HEAD)	1995	1,300	149.000.000	193.700.000
4112	436284 00560	TRUCK TRACTOR HEAD	NISSAN	CW 520 HV/ 11.000CC (TRACTOR HEAD)	1994	1,300	141.000.000	183.300.000
4113	436284 00560	TRUCK TRACTOR HEAD	NISSAN	CW 520 HV/ 11.000CC (TRACTOR HEAD)	1993	1,300	134.000.000	174.200.000
4114	436284 00558	TRUCK TRACTOR HEAD	NISSAN	CW 52 H / 15.000CC (TRACTOR HEAD)	1990	1,300	85.000.000	110.500.000
4115	436284 00562	TRUCK TRACTOR HEAD	NISSAN	CW 540 / 11.000CC (TRACTOR HEAD)	1996	1,300	113.000.000	146.900.000
4116	436284 00563	TRUCK TRACTOR HEAD	NISSAN	CW 541 G (TRACTOR HEAD)	2007	1,300	394.000.000	512.200.000
4117	436284 00563	TRUCK TRACTOR HEAD	NISSAN	CW 541 G (TRACTOR HEAD)	2006	1,300	375.000.000	487.500.000
4118	436284 00563	TRUCK TRACTOR HEAD	NISSAN	CW 541 G (TRACTOR HEAD)	2005	1,300	357.000.000	464.100.000
4119	436284 00561	TRUCK TRACTOR HEAD	NISSAN	CW 54 H / 15.115CC (TRACTOR HEAD)	1997	1,300	123.000.000	159.900.000
4120	436284 00561	TRUCK TRACTOR HEAD	NISSAN	CW 54 H / 15.115CC (TRACTOR HEAD)	1996	1,300	116.000.000	150.800.000
4121	436284 00561	TRUCK TRACTOR HEAD	NISSAN	CW 54 H / 15.115CC (TRACTOR HEAD)	1995	1,300	109.000.000	141.700.000
4122	436284 00564	TRUCK TRACTOR HEAD	NISSAN	CW 55 H / 11.000CC (TRACTOR HEAD)	1996	1,300	115.000.000	149.500.000
4123	436284 00565	TRUCK TRACTOR HEAD	NISSAN	CW 610 N (TRACTOR HEAD)	1998	1,300	176.000.000	228.800.000
4124	436284 00565	TRUCK TRACTOR HEAD	NISSAN	CW 610 N (TRACTOR HEAD)	1997	1,300	149.000.000	193.700.000
4125	436284 00565	TRUCK TRACTOR HEAD	NISSAN	CW 610 N (TRACTOR HEAD)	1996	1,300	143.000.000	185.900.000
4126	436284 00565	TRUCK TRACTOR HEAD	NISSAN	CW 610 N (TRACTOR HEAD)	1995	1,300	138.000.000	179.400.000
4127	436284 00565	TRUCK TRACTOR HEAD	NISSAN	CW 610 N (TRACTOR HEAD)	1994	1,300	129.000.000	167.700.000
4128	436284 00565	TRUCK TRACTOR HEAD	NISSAN	CW 610 N (TRACTOR HEAD)	1993	1,300	123.000.000	159.900.000
4129	436284 00566	TRUCK TRACTOR HEAD	NISSAN	CW 610 P (TRACTOR HEAD)	1998	1,300	176.000.000	228.800.000
4130	436284 00566	TRUCK TRACTOR HEAD	NISSAN	CW 610 P (TRACTOR HEAD)	1997	1,300	149.000.000	193.700.000
4131	436284 00566	TRUCK TRACTOR HEAD	NISSAN	CW 610 P (TRACTOR HEAD)	1996	1,300	143.000.000	185.900.000
4132	436284 00566	TRUCK TRACTOR HEAD	NISSAN	CW 610 P (TRACTOR HEAD)	1995	1,300	138.000.000	179.400.000
4133	436284 00566	TRUCK TRACTOR HEAD	NISSAN	CW 610 P (TRACTOR HEAD)	1994	1,300	129.000.000	167.700.000
4134	436284 00566	TRUCK TRACTOR HEAD	NISSAN	CW 610 P (TRACTOR HEAD)	1993	1,300	123.000.000	159.900.000
4135	436284 00567	TRUCK TRACTOR HEAD	NISSAN	CW 610 V (TRACTOR HEAD)	1998	1,300	176.000.000	228.800.000
4136	436284 00567	TRUCK TRACTOR HEAD	NISSAN	CW 610 V (TRACTOR HEAD)	1997	1,300	149.000.000	193.700.000
4137	436284 00567	TRUCK TRACTOR HEAD	NISSAN	CW 610 V (TRACTOR HEAD)	1996	1,300	143.000.000	185.900.000
4138	436284 00567	TRUCK TRACTOR HEAD	NISSAN	CW 610 V (TRACTOR HEAD)	1995	1,300	138.000.000	179.400.000
4139	436284 00567	TRUCK TRACTOR HEAD	NISSAN	CW 610 V (TRACTOR HEAD)	1994	1,300	129.000.000	167.700.000
4140	436284 00567	TRUCK TRACTOR HEAD	NISSAN	CW 610 V (TRACTOR HEAD)	1993	1,300	123.000.000	159.900.000
4141	436284 00568	TRUCK TRACTOR HEAD	NISSAN	CW 620 GNT / 13.500CC (TRACTOR HEAD)	2000	1,300	206.000.000	267.800.000
4142	436284 00568	TRUCK TRACTOR HEAD	NISSAN	CW 620 GNT / 13.500CC (TRACTOR HEAD)	1999	1,300	200.000.000	260.000.000
4143	436284 00568	TRUCK TRACTOR HEAD	NISSAN	CW 620 GNT / 13.500CC (TRACTOR HEAD)	1998	1,300	189.000.000	245.700.000
4144	436284 00568	TRUCK TRACTOR HEAD	NISSAN	CW 620 GNT / 13.500CC (TRACTOR HEAD)	1997	1,300	180.000.000	234.000.000
4145	436284 00568	TRUCK TRACTOR HEAD	NISSAN	CW 620 GNT / 13.500CC (TRACTOR HEAD)	1996	1,300	171.000.000	222.300.000
4146	436284 00568	TRUCK TRACTOR HEAD	NISSAN	CW 620 GNT / 13.500CC (TRACTOR HEAD)	1995	1,300	168.000.000	218.400.000
4147	436284 00568	TRUCK TRACTOR HEAD	NISSAN	CW 620 GNT / 13.500CC (TRACTOR HEAD)	1994	1,300	160.000.000	208.000.000
4148	436284 00568	TRUCK TRACTOR HEAD	NISSAN	CW 620 GNT / 13.500CC (TRACTOR HEAD)	1993	1,300	152.000.000	197.600.000
4149	436284 00568	TRUCK TRACTOR HEAD	NISSAN	CW 620 GNT / 13.500CC (TRACTOR HEAD)	1992	1,300	145.000.000	188.500.000
4150	436284 00568	TRUCK TRACTOR HEAD	NISSAN	CW 620 GNT / 13.500CC (TRACTOR HEAD)	1991	1,300	140.000.000	182.000.000
4151	436284 00568	TRUCK TRACTOR HEAD	NISSAN	CW 620 GNT / 13.500CC (TRACTOR HEAD)	1990	1,300	135.000.000	175.500.000
4152	436284 00569	TRUCK TRACTOR HEAD	NISSAN	CW 66 GT / 19.000CC (TRACTOR HEAD)	1991	1,300	69.000.000	89.700.000
4153	436284 00570	TRUCK TRACTOR HEAD	NISSAN	CW 67 GT / 11.000CC (TRACTOR HEAD)	1996	1,300	121.000.000	157.300.000
4154	436284 00571	TRUCK TRACTOR HEAD	NISSAN	CW 67 GT / 21.239CC (TRACTOR HEAD)	1995	1,300	116.000.000	150.800.000
4155	436284 00572	TRUCK TRACTOR HEAD	NISSAN	CWA 31 / 11.000CC (TRACTOR HEAD)	1999	1,300	182.000.000	236.600.000
4156	436284 00573	TRUCK TRACTOR HEAD	NISSAN	CWA 53 HT /11.000CC (TRACTOR HEAD)	1997	1,300	121.000.000	157.300.000
4157	436284 00574	TRUCK TRACTOR HEAD	NISSAN	CWB 450 HTNA (TRACTOR HEAD)	1999	1,300	151.000.000	196.300.000
4158	436284 00576	TRUCK TRACTOR HEAD	NISSAN	CWB45 AHT (HEAD TRACTOR)	2008	1,300	310.000.000	403.000.000
4159	436284 00575	TRUCK TRACTOR HEAD	NISSAN	CWB 54 AHT (HERD TRACTOR) 12.503CC	2008	1,300	310.000.000	403.000.000
4160	436284 00577	TRUCK TRACTOR HEAD	NISSAN	CWM 430 HTRT (TRACTOR HEAD)	2005	1,300	394.000.000	512.200.000
4161	436284 00577	TRUCK TRACTOR HEAD	NISSAN	CWM 430 HTRT (TRACTOR HEAD)	2004	1,300	379.000.000	492.700.000
4162	436284 00577	TRUCK TRACTOR HEAD	NISSAN	CWM 430 HTRT (TRACTOR HEAD)	2003	1,300	377.000.000	490.100.000
4163	436284 00577	TRUCK TRACTOR HEAD	NISSAN	CWM 430 HTRT (TRACTOR HEAD)	2002	1,300	367.000.000	477.100.000
4164	436284 00579	TRUCK TRACTOR HEAD	NISSAN	CWM 431HTRT (TRACTOR HEAD)	2004	1,300	379.000.000	492.700.000
4165	436284 00579	TRUCK TRACTOR HEAD	NISSAN	CWM 431HTRT (TRACTOR HEAD)	2003	1,300	377.000.000	490.100.000
4166	436284 00579	TRUCK TRACTOR HEAD	NISSAN	CWM 431HTRT (TRACTOR HEAD)	2002	1,300	367.000.000	477.100.000
4167	436284 00578	TRUCK TRACTOR HEAD	NISSAN	CWM 431 MHRT (TRACTOR HEAD)	2005	1,300	394.000.000	512.200.000
4168	436284 00578	TRUCK TRACTOR HEAD	NISSAN	CWM 431 MHRT (TRACTOR HEAD)	2004	1,300	379.000.000	492.700.000
4169	436284 00578	TRUCK TRACTOR HEAD	NISSAN	CWM 431 MHRT (TRACTOR HEAD)	2003	1,300	377.000.000	490.100.000

NO	KODING	JENIS	MEREK	TIPE	TH BUAT	BOBOT	NJKB	DP PKB
1	2	3	4	5	6	7	8	9
4170	436284 00578	TRUCK TRACTOR HEAD	NISSAN	CWM 431 MHRT (TRACTOR HEAD)	2002	1,300	367.000.000	477.100.000
4171	436284 00578	TRUCK TRACTOR HEAD	NISSAN	CWM 431 MHRT (TRACTOR HEAD)	2001	1,300	340.000.000	442.000.000
4172	436284 00578	TRUCK TRACTOR HEAD	NISSAN	CWM 431 MHRT (TRACTOR HEAD)	2000	1,300	282.000.000	366.600.000
4173	436284 00580	TRUCK TRACTOR HEAD	NISSAN	CWM 432 HTRT (TRACTOR HEAD)	2004	1,300	379.000.000	492.700.000
4174	436284 00580	TRUCK TRACTOR HEAD	NISSAN	CWM 432 HTRT (TRACTOR HEAD)	2003	1,300	377.000.000	490.100.000
4175	436284 00580	TRUCK TRACTOR HEAD	NISSAN	CWM 432 HTRT (TRACTOR HEAD)	2002	1,300	367.000.000	477.100.000
4176	436284 00581	TRUCK TRACTOR HEAD	NISSAN	LK 251 BHT TRACTOR HEAD 6.925CC	2000	1,300	140.000.000	182.000.000
4177	436284 00582	TRUCK TRACTOR HEAD	NISSAN	TW 50 HT / 15.115CC (TRACTOR HEAD)	1997	1,300	117.000.000	152.100.000
4178	436332 00039	TRUCK TRACTOR HEAD	SCANIA	DC 12-14- 12.000CC TRACTOR HEAD	2005	1,300	367.000.000	477.100.000
4179	436332 00040	TRUCK TRACTOR HEAD	SCANIA	P 113 (4X2) / 11.320CC (TRACTOR HEAD)	1998	1,300	177.000.000	230.100.000
4180	436332 00041	TRUCK TRACTOR HEAD	SCANIA	P 113 MA (4X2) / 11.000 (TRACTOR HEAD)	1997	1,300	163.000.000	211.900.000
4181	436332 00043	TRUCK TRACTOR HEAD	SCANIA	P.124 D (6X4) 11000CC (TRACTOR HEAD)	1997	1,300	129.000.000	167.700.000
4182	436332 00044	TRUCK TRACTOR HEAD	SCANIA	P.124 D (6X6) 11000CC (TRACTOR HEAD)	2004	1,300	347.000.000	451.100.000
4183	436332 00044	TRUCK TRACTOR HEAD	SCANIA	P.124 D (6X6) 11000CC (TRACTOR HEAD)	2003	1,300	345.000.000	448.500.000
4184	436332 00044	TRUCK TRACTOR HEAD	SCANIA	P.124 D (6X6) 11000CC (TRACTOR HEAD)	2002	1,300	330.000.000	429.000.000
4185	436332 00044	TRUCK TRACTOR HEAD	SCANIA	P.124 D (6X6) 11000CC (TRACTOR HEAD)	2001	1,300	312.000.000	405.600.000
4186	436332 00044	TRUCK TRACTOR HEAD	SCANIA	P.124 D (6X6) 11000CC (TRACTOR HEAD)	1997	1,300	258.000.000	335.400.000
4187	436332 00045	TRUCK TRACTOR HEAD	SCANIA	P.124 GA (6X4) 11000CC (TRACTOR HEAD)	1997	1,300	129.000.000	167.700.000
4188	436332 00046	TRUCK TRACTOR HEAD	SCANIA	P.124 GA (6X6) 11000CC (TRACTOR HEAD)	2004	1,300	347.000.000	451.100.000
4189	436332 00046	TRUCK TRACTOR HEAD	SCANIA	P.124 GA (6X6) 11000CC (TRACTOR HEAD)	2003	1,300	345.000.000	448.500.000
4190	436332 00046	TRUCK TRACTOR HEAD	SCANIA	P.124 GA (6X6) 11000CC (TRACTOR HEAD)	2002	1,300	330.000.000	429.000.000
4191	436332 00046	TRUCK TRACTOR HEAD	SCANIA	P.124 GA (6X6) 11000CC (TRACTOR HEAD)	2001	1,300	312.000.000	405.600.000
4192	436332 00046	TRUCK TRACTOR HEAD	SCANIA	P.124 GA (6X6) 11000CC (TRACTOR HEAD)	1997	1,300	258.000.000	335.400.000
4193	436332 00047	TRUCK TRACTOR HEAD	SCANIA	P.124 GB (6X6) 11000CC (TRACTOR HEAD)	2004	1,300	347.000.000	451.100.000
4194	436332 00047	TRUCK TRACTOR HEAD	SCANIA	P.124 GB (6X6) 11000CC (TRACTOR HEAD)	2003	1,300	345.000.000	448.500.000
4195	436332 00047	TRUCK TRACTOR HEAD	SCANIA	P.124 GB (6X6) 11000CC (TRACTOR HEAD)	2002	1,300	330.000.000	429.000.000
4196	436332 00047	TRUCK TRACTOR HEAD	SCANIA	P.124 GB (6X6) 11000CC (TRACTOR HEAD)	2001	1,300	312.000.000	405.600.000
4197	436332 00047	TRUCK TRACTOR HEAD	SCANIA	P.124 GB (6X6) 11000CC (TRACTOR HEAD)	1997	1,300	258.000.000	335.400.000
4198	436332 00048	TRUCK TRACTOR HEAD	SCANIA	P.124 LA (4X2) NA (TRAKTOR HEAD)	1998	1,300	167.000.000	217.100.000
4199	436332 00042	TRUCK TRACTOR HEAD	SCANIA	P 164 TRACTOR HEAD	2004	1,300	406.000.000	527.800.000
4200	436332 00042	TRUCK TRACTOR HEAD	SCANIA	P 164 TRACTOR HEAD	2003	1,300	404.000.000	525.200.000
4201	436332 00042	TRUCK TRACTOR HEAD	SCANIA	P 164 TRACTOR HEAD	2002	1,300	337.000.000	438.100.000
4202	436332 00042	TRUCK TRACTOR HEAD	SCANIA	P 164 TRACTOR HEAD	2001	1,300	298.000.000	387.400.000
4203	436332 00042	TRUCK TRACTOR HEAD	SCANIA	P 164 TRACTOR HEAD	2000	1,300	288.000.000	374.400.000
4204	436332 00050	TRUCK TRACTOR HEAD	SCANIA	P380CB-6X4 (FLAT BED)	2011	1,300	650.000.000	845.000.000
4205	436332 00049	TRUCK TRACTOR HEAD	SCANIA	P.93 MA 4X2 (TRACTOR HEAD)	1995	1,300	154.000.000	200.200.000
4206	436332 00051	TRUCK TRACTOR HEAD	SCANIA	R 113 15.000CC (TRACTOR HEAD)	1996	1,300	162.000.000	210.600.000
4207	436332 00052	TRUCK TRACTOR HEAD	SCANIA	R 143 EK (6X4) / 14.000CC (TRACTOR HEAD)	1998	1,300	211.000.000	274.300.000
4208	436332 00054	TRUCK TRACTOR HEAD	SCANIA	R.144 D (6X4) 11.000CC (TRACTOR HEAD)	2004	1,300	347.000.000	451.100.000
4209	436332 00054	TRUCK TRACTOR HEAD	SCANIA	R.144 D (6X4) 11.000CC (TRACTOR HEAD)	2003	1,300	345.000.000	448.500.000
4210	436332 00054	TRUCK TRACTOR HEAD	SCANIA	R.144 D (6X4) 11.000CC (TRACTOR HEAD)	2002	1,300	330.000.000	429.000.000
4211	436332 00054	TRUCK TRACTOR HEAD	SCANIA	R.144 D (6X4) 11.000CC (TRACTOR HEAD)	2001	1,300	312.000.000	405.600.000
4212	436332 00054	TRUCK TRACTOR HEAD	SCANIA	R.144 D (6X4) 11.000CC (TRACTOR HEAD)	1997	1,300	258.000.000	335.400.000
4213	436332 00055	TRUCK TRACTOR HEAD	SCANIA	R.144 GA (6X4) 11.000CC (TRACTOR HEAD)	2004	1,300	347.000.000	451.100.000
4214	436332 00055	TRUCK TRACTOR HEAD	SCANIA	R.144 GA (6X4) 11.000CC (TRACTOR HEAD)	2003	1,300	345.000.000	448.500.000
4215	436332 00055	TRUCK TRACTOR HEAD	SCANIA	R.144 GA (6X4) 11.000CC (TRACTOR HEAD)	2002	1,300	330.000.000	429.000.000
4216	436332 00055	TRUCK TRACTOR HEAD	SCANIA	R.144 GA (6X4) 11.000CC (TRACTOR HEAD)	2001	1,300	312.000.000	405.600.000
4217	436332 00055	TRUCK TRACTOR HEAD	SCANIA	R.144 GA (6X4) 11.000CC (TRACTOR HEAD)	1997	1,300	258.000.000	335.400.000
4218	436332 00056	TRUCK TRACTOR HEAD	SCANIA	R.144 GB (6X4) 11.000CC (TRACTOR HEAD)	2004	1,300	347.000.000	451.100.000
4219	436332 00056	TRUCK TRACTOR HEAD	SCANIA	R.144 GB (6X4) 11.000CC (TRACTOR HEAD)	2003	1,300	345.000.000	448.500.000
4220	436332 00056	TRUCK TRACTOR HEAD	SCANIA	R.144 GB (6X4) 11.000CC (TRACTOR HEAD)	2002	1,300	330.000.000	429.000.000
4221	436332 00056	TRUCK TRACTOR HEAD	SCANIA	R.144 GB (6X4) 11.000CC (TRACTOR HEAD)	2001	1,300	312.000.000	405.600.000
4222	436332 00056	TRUCK TRACTOR HEAD	SCANIA	R.144 GB (6X4) 11.000CC (TRACTOR HEAD)	1997	1,300	258.000.000	335.400.000
4223	436332 00053	TRUCK TRACTOR HEAD	SCANIA	R 420 LA (TRACTOR HEAD)	2005	1,300	367.500.000	477.750.000
4224	436332 00057	TRUCK TRACTOR HEAD	SCANIA	T 113 TRACTOR HEAD	1998	1,300	160.000.000	208.000.000
4225	436332 00058	TRUCK TRACTOR HEAD	SCANIA	T 114 TRACTOR HEAD	2004	1,300	396.000.000	514.800.000
4226	436332 00058	TRUCK TRACTOR HEAD	SCANIA	T 114 TRACTOR HEAD	2003	1,300	394.000.000	512.200.000
4227	436332 00058	TRUCK TRACTOR HEAD	SCANIA	T 114 TRACTOR HEAD	2002	1,300	374.000.000	486.200.000
4228	436332 00058	TRUCK TRACTOR HEAD	SCANIA	T 114 TRACTOR HEAD	2001	1,300	353.000.000	458.900.000
4229	436332 00058	TRUCK TRACTOR HEAD	SCANIA	T 114 TRACTOR HEAD	2000	1,300	294.000.000	382.200.000
4230	436332 00059	TRUCK TRACTOR HEAD	SCANIA	T 124 TRACTOR HEAD	2004	1,300	396.000.000	514.800.000
4231	436332 00059	TRUCK TRACTOR HEAD	SCANIA	T 124 TRACTOR HEAD	2003	1,300	394.000.000	512.200.000
4232	436332 00059	TRUCK TRACTOR HEAD	SCANIA	T 124 TRACTOR HEAD	2002	1,300	374.000.000	486.200.000
4233	436332 00059	TRUCK TRACTOR HEAD	SCANIA	T 124 TRACTOR HEAD	2001	1,300	353.000.000	458.900.000
4234	436332 00059	TRUCK TRACTOR HEAD	SCANIA	T 124 TRACTOR HEAD	2000	1,300	294.000.000	382.200.000
4235	436354 00003	TRUCK TRACTOR HEAD	STEYER	STEYER S 29 / 9726CC (TRACTOR)	1995	1,300	94.000.000	122.200.000
4236	436401 00119	TRUCK TRACTOR HEAD	VOLVO	D 12 D460 FH 12 6X2 TRACTOR HEAD	2006	1,300	376.000.000	488.800.000
4237	436401 00119	TRUCK TRACTOR HEAD	VOLVO	D 12 D460 FH 12 6X2 TRACTOR HEAD	2005	1,300	357.000.000	464.100.000
4238	436401 00125	TRUCK TRACTOR HEAD	VOLVO	FH. 12 (TRACTOR HEAD)	2006	1,300	375.000.000	487.500.000
4239	436401 00125	TRUCK TRACTOR HEAD	VOLVO	FH. 12 (TRACTOR HEAD)	2005	1,300	357.000.000	464.100.000
4240	436401 00125	TRUCK TRACTOR HEAD	VOLVO	FH. 12 (TRACTOR HEAD)	2004	1,300	339.000.000	440.700.000
4241	436401 00125	TRUCK TRACTOR HEAD	VOLVO	FH. 12 (TRACTOR HEAD)	2003	1,300	322.000.000	418.600.000
4242	436401 00125	TRUCK TRACTOR HEAD	VOLVO	FH. 12 (TRACTOR HEAD)	2002	1,300	306.000.000	397.800.000
4243	436401 00125	TRUCK TRACTOR HEAD	VOLVO	FH. 12 (TRACTOR HEAD)	1997	1,300	163.000.000	211.900.000
4244	436401 00120	TRUCK TRACTOR HEAD	VOLVO	FH. 13 6X2 (TRACTOR HEAD)	2006	1,300	375.000.000	487.500.000
4245	436401 00120	TRUCK TRACTOR HEAD	VOLVO	FH. 13 6X2 (TRACTOR HEAD)	2005	1,300	357.000.000	464.100.000
4246	436401 00121	TRUCK TRACTOR HEAD	VOLVO	FM.12 (TRACTOR HEAD)	1999	1,300	247.000.000	321.100.000
4247	436401 00122	TRUCK TRACTOR HEAD	VOLVO	FM9 6X2/4 (TRACTOR HEAD)	2003	1,300	358.000.000	465.400.000
4248	436401 00123	TRUCK TRACTOR HEAD	VOLVO	YB1 G5A / 12.100CC (TRACTOR HEAD)	1998	1,300	197.000.000	256.100.000
4249	436401 00124	TRUCK TRACTOR HEAD	VOLVO	YF2A 4 / 16.991CC (TRACTOR HEAD)	1997	1,300	124.000.000	161.200.000
4250	436631 00008	TRUCK TRACTOR HEAD	FOTON	BJ4241SMFJB-1 (TRACTOR HEAD) (6X4)	2012	1,300	530.000.000	689.000.000
4251	436640 00001	TRUCK TRACTOR HEAD	UD TRUCK	PK 260 CT TRACTOR HEAD/TRAILER	2014	1,300	499.000.000	648.700.000
4252	436641 00001	TRUCK TRACTOR HEAD	CAMC	HN4180G1C4W (4X2) M/T (TRACTOR HEAD)	2010	1,300	359.000.000	466.700.000
4253	436656 00004	TRUCK TRACTOR HEAD	FOTON AUMAN	BJ4183SLFJA-RA (TRACTOR HEAD)	2013	1,300	535.000.000	695.500.000
4254	436743 00007	TRUCK TRACTOR HEAD	FAW	CA4161 TRACTOR HERD 7.700CC	2012	1,300	230.000.000	299.000.000
4255	436743 00007	TRUCK TRACTOR HEAD	FAW	CA4161 TRACTOR HERD 7.700CC	2011	1,300	220.000.000	286.000.000
4256	436743 00008	TRUCK TRACTOR HEAD	FAW	CA4252 HEAD TRACTOR 11.040	2012	1,300	400.000.000	520.000.000
4257	436743 00009	TRUCK TRACTOR HEAD	FAW	CA4322 HEAD TRACTOR 9.726CC	2012	1,300	370.000.000	481.000.000
4258	437261 00681	TRUCK TRAILER	MITSUBISHI	FV 411 P / 20.089CC (TRAILER)	2000	1,300	238.000.000	309.400.000
4259	438185 00429	TRUCK TANGGA	ISUZU	NHR 55 / (TANGGA)	2002	1,300	60.000.000	78.000.000
4260	439160 00373	TRUCK TRONTON	HINO	BIFOLD S LOADER / 7.412CC (TRONTON)	1998	1,300	88.000.000	114.400.000

NO	KODING	JENIS	MEREK	TIPE	TH BUAT	BOBOT	NJKB	DP PKB
1	2	3	4	5	6	7	8	9
4261	439160 00375	TRUCK TRONTON	HINO	FF 172 MA (CHASIS TRONTON) / 6728CC	1994	1,300	59.000.000	76.700.000
4262	439160 00375	TRUCK TRONTON	HINO	FF 172 MA (CHASIS TRONTON) / 6728CC	1993	1,300	54.000.000	70.200.000
4263	439160 00375	TRUCK TRONTON	HINO	FF 172 MA (CHASIS TRONTON) / 6728CC	1992	1,300	50.000.000	65.000.000
4264	439160 00375	TRUCK TRONTON	HINO	FF 172 MA (CHASIS TRONTON) / 6728CC	1991	1,300	48.000.000	62.400.000
4265	439160 00376	TRUCK TRONTON	HINO	FF 173 MA (CHASIS TRONTON) / 6728CC	1994	1,300	66.000.000	85.800.000
4266	439160 00376	TRUCK TRONTON	HINO	FF 173 MA (CHASIS TRONTON) / 6728CC	1993	1,300	61.000.000	79.300.000
4267	439160 00376	TRUCK TRONTON	HINO	FF 173 MA (CHASIS TRONTON) / 6728CC	1992	1,300	57.000.000	74.100.000
4268	439160 00376	TRUCK TRONTON	HINO	FF 173 MA (CHASIS TRONTON) / 6728CC	1991	1,300	52.000.000	67.600.000
4269	439160 00376	TRUCK TRONTON	HINO	FF 173 MA (CHASIS TRONTON) / 6728CC	1990	1,300	48.000.000	62.400.000
4270	439160 00376	TRUCK TRONTON	HINO	FF 173 MA (CHASIS TRONTON) / 6728CC	1989	1,300	46.000.000	59.800.000
4271	439160 00376	TRUCK TRONTON	HINO	FF 173 MA (CHASIS TRONTON) / 6728CC	1988	1,300	39.000.000	50.700.000
4272	439160 00376	TRUCK TRONTON	HINO	FF 173 MA (CHASIS TRONTON) / 6728CC	1987	1,300	35.000.000	45.500.000
4273	439160 00377	TRUCK TRONTON	HINO	FF 3 HKA / 13.267CC (CHASIS TRONTON)	1996	1,300	108.000.000	140.400.000
4274	439160 00379	TRUCK TRONTON	HINO	FH 224 B (TRONTON)	1995	1,300	202.000.000	262.600.000
4275	439160 00378	TRUCK TRONTON	HINO	FH 2 KNA 13.2 (TRONTON)	1997	1,300	130.000.000	169.000.000
4276	439160 00380	TRUCK TRONTON	HINO	FL 176 MA (CHASIS TRONTON) / 6.728CC	2005	1,300	299.000.000	388.700.000
4277	439160 00380	TRUCK TRONTON	HINO	FL 176 MA (CHASIS TRONTON) / 6.728CC	2004	1,300	288.000.000	374.400.000
4278	439160 00380	TRUCK TRONTON	HINO	FL 176 MA (CHASIS TRONTON) / 6.728CC	2003	1,300	286.000.000	371.800.000
4279	439160 00380	TRUCK TRONTON	HINO	FL 176 MA (CHASIS TRONTON) / 6.728CC	2002	1,300	276.000.000	358.800.000
4280	439160 00380	TRUCK TRONTON	HINO	FL 176 MA (CHASIS TRONTON) / 6.728CC	2001	1,300	242.000.000	314.600.000
4281	439160 00380	TRUCK TRONTON	HINO	FL 176 MA (CHASIS TRONTON) / 6.728CC	2000	1,300	205.000.000	266.500.000
4282	439160 00380	TRUCK TRONTON	HINO	FL 176 MA (CHASIS TRONTON) / 6.728CC	1999	1,300	174.000.000	226.200.000
4283	439160 00380	TRUCK TRONTON	HINO	FL 176 MA (CHASIS TRONTON) / 6.728CC	1998	1,300	149.000.000	193.700.000
4284	439160 00380	TRUCK TRONTON	HINO	FL 176 MA (CHASIS TRONTON) / 6.728CC	1997	1,300	126.000.000	163.800.000
4285	439160 00380	TRUCK TRONTON	HINO	FL 176 MA (CHASIS TRONTON) / 6.728CC	1996	1,300	107.000.000	139.100.000
4286	439160 00380	TRUCK TRONTON	HINO	FL 176 MA (CHASIS TRONTON) / 6.728CC	1995	1,300	91.000.000	118.300.000
4287	439160 00380	TRUCK TRONTON	HINO	FL 176 MA (CHASIS TRONTON) / 6.728CC	1994	1,300	77.000.000	100.100.000
4288	439160 00380	TRUCK TRONTON	HINO	FL 176 MA (CHASIS TRONTON) / 6.728CC	1993	1,300	60.000.000	78.000.000
4289	439160 00380	TRUCK TRONTON	HINO	FL 176 MA (CHASIS TRONTON) / 6.728CC	1992	1,300	56.000.000	72.800.000
4290	439160 00380	TRUCK TRONTON	HINO	FL 176 MA (CHASIS TRONTON) / 6.728CC	1991	1,300	51.000.000	66.300.000
4291	439160 00380	TRUCK TRONTON	HINO	FL 176 MA (CHASIS TRONTON) / 6.728CC	1990	1,300	49.000.000	63.700.000
4292	439160 00381	TRUCK TRONTON	HINO	FL 176 NA (CHASIS TRONTON) / 6.728CC	2005	1,300	299.000.000	388.700.000
4293	439160 00381	TRUCK TRONTON	HINO	FL 176 NA (CHASIS TRONTON) / 6.728CC	2004	1,300	288.000.000	374.400.000
4294	439160 00381	TRUCK TRONTON	HINO	FL 176 NA (CHASIS TRONTON) / 6.728CC	2003	1,300	286.000.000	371.800.000
4295	439160 00381	TRUCK TRONTON	HINO	FL 176 NA (CHASIS TRONTON) / 6.728CC	2002	1,300	276.000.000	358.800.000
4296	439160 00381	TRUCK TRONTON	HINO	FL 176 NA (CHASIS TRONTON) / 6.728CC	2001	1,300	242.000.000	314.600.000
4297	439160 00381	TRUCK TRONTON	HINO	FL 176 NA (CHASIS TRONTON) / 6.728CC	2000	1,300	205.000.000	266.500.000
4298	439160 00381	TRUCK TRONTON	HINO	FL 176 NA (CHASIS TRONTON) / 6.728CC	1999	1,300	174.000.000	226.200.000
4299	439160 00381	TRUCK TRONTON	HINO	FL 176 NA (CHASIS TRONTON) / 6.728CC	1998	1,300	149.000.000	193.700.000
4300	439160 00381	TRUCK TRONTON	HINO	FL 176 NA (CHASIS TRONTON) / 6.728CC	1997	1,300	126.000.000	163.800.000
4301	439160 00381	TRUCK TRONTON	HINO	FL 176 NA (CHASIS TRONTON) / 6.728CC	1996	1,300	107.000.000	139.100.000
4302	439160 00381	TRUCK TRONTON	HINO	FL 176 NA (CHASIS TRONTON) / 6.728CC	1995	1,300	91.000.000	118.300.000
4303	439160 00381	TRUCK TRONTON	HINO	FL 176 NA (CHASIS TRONTON) / 6.728CC	1994	1,300	77.000.000	100.100.000
4304	439160 00381	TRUCK TRONTON	HINO	FL 176 NA (CHASIS TRONTON) / 6.728CC	1993	1,300	60.000.000	78.000.000
4305	439160 00381	TRUCK TRONTON	HINO	FL 176 NA (CHASIS TRONTON) / 6.728CC	1992	1,300	56.000.000	72.800.000
4306	439160 00381	TRUCK TRONTON	HINO	FL 176 NA (CHASIS TRONTON) / 6.728CC	1991	1,300	51.000.000	66.300.000
4307	439160 00381	TRUCK TRONTON	HINO	FL 176 NA (CHASIS TRONTON) / 6.728CC	1990	1,300	49.000.000	63.700.000
4308	439160 00382	TRUCK TRONTON	HINO	FL8JN1A-BGJ (FL235JN) (TRONTON) (6X2)	2018	1,300	226.000.000	293.800.000
4309	439160 00382	TRUCK TRONTON	HINO	FL8JN1A-BGJ (FL235JN) (TRONTON) (6X2)	2017	1,300	222.000.000	288.600.000
4310	439160 00382	TRUCK TRONTON	HINO	FL8JN1A-BGJ (FL235JN) (TRONTON) (6X2)	2016	1,300	218.000.000	283.400.000
4311	439160 00383	TRUCK TRONTON	HINO	FL8JN1A-BGJ (TRONTON) (6X2)	2016	1,300	432.000.000	561.600.000
4312	439160 00383	TRUCK TRONTON	HINO	FL8JN1A-BGJ (TRONTON) (6X2)	2015	1,300	354.000.000	460.200.000
4313	439160 00383	TRUCK TRONTON	HINO	FL8JN1A-BGJ (TRONTON) (6X2)	2014	1,300	319.000.000	414.700.000
4314	439160 00384	TRUCK TRONTON	HINO	FL8JN1A-JGJ (TRONTON) (6X2)	2018	1,300	228.000.000	296.400.000
4315	439160 00384	TRUCK TRONTON	HINO	FL8JN1A-JGJ (TRONTON) (6X2)	2017	1,300	224.000.000	291.200.000
4316	439160 00384	TRUCK TRONTON	HINO	FL8JN1A-JGJ (TRONTON) (6X2)	2016	1,300	220.000.000	286.000.000
4317	439160 00384	TRUCK TRONTON	HINO	FL8JN1A-JGJ (TRONTON) (6X2)	2015	1,300	216.000.000	280.800.000
4318	439160 00384	TRUCK TRONTON	HINO	FL8JN1A-JGJ (TRONTON) (6X2)	2014	1,300	212.000.000	275.600.000
4319	439160 00385	TRUCK TRONTON	HINO	FL8JNKA-GGJ (FL235JN) (CHASIS TRONTON) 6X2	2013	1,300	419.000.000	544.700.000
4320	439160 00385	TRUCK TRONTON	HINO	FL8JNKA-GGJ (FL235JN) (CHASIS TRONTON) 6X2	2012	1,300	369.000.000	479.700.000
4321	439160 00385	TRUCK TRONTON	HINO	FL8JNKA-GGJ (FL235JN) (CHASIS TRONTON) 6X2	2011	1,300	335.000.000	435.500.000
4322	439160 00385	TRUCK TRONTON	HINO	FL8JNKA-GGJ (FL235JN) (CHASIS TRONTON) 6X2	2010	1,300	313.000.000	406.900.000
4323	439160 00385	TRUCK TRONTON	HINO	FL8JNKA-GGJ (FL235JN) (CHASIS TRONTON) 6X2	2009	1,300	295.000.000	383.500.000
4324	439160 00385	TRUCK TRONTON	HINO	FL8JNKA-GGJ (FL235JN) (CHASIS TRONTON) 6X2	2008	1,300	281.000.000	365.300.000
4325	439160 00385	TRUCK TRONTON	HINO	FL8JNKA-GGJ (FL235JN) (CHASIS TRONTON) 6X2	2007	1,300	249.000.000	323.700.000
4326	439160 00386	TRUCK TRONTON	HINO	FL8JNKA-GGJ (FL235JN) (TRONTON) (6X2)	2018	1,300	569.000.000	739.700.000
4327	439160 00386	TRUCK TRONTON	HINO	FL8JNKA-GGJ (FL235JN) (TRONTON) (6X2)	2017	1,300	442.000.000	574.600.000
4328	439160 00386	TRUCK TRONTON	HINO	FL8JNKA-GGJ (FL235JN) (TRONTON) (6X2)	2016	1,300	420.000.000	546.000.000
4329	439160 00386	TRUCK TRONTON	HINO	FL8JNKA-GGJ (FL235JN) (TRONTON) (6X2)	2015	1,300	399.000.000	518.700.000
4330	439160 00386	TRUCK TRONTON	HINO	FL8JNKA-GGJ (FL235JN) (TRONTON) (6X2)	2014	1,300	391.000.000	508.300.000
4331	439160 00387	TRUCK TRONTON	HINO	FL8JT1A-EGJ (FL260JT) (TRONTON) (6X2)	2018	1,300	236.000.000	306.800.000
4332	439160 00387	TRUCK TRONTON	HINO	FL8JT1A-EGJ (FL260JT) (TRONTON) (6X2)	2017	1,300	232.000.000	301.600.000
4333	439160 00387	TRUCK TRONTON	HINO	FL8JT1A-EGJ (FL260JT) (TRONTON) (6X2)	2016	1,300	228.000.000	296.400.000
4334	439160 00388	TRUCK TRONTON	HINO	FL8JT1A-EGJ (TRONTON) (6X2)	2016	1,300	450.000.000	585.000.000
4335	439160 00388	TRUCK TRONTON	HINO	FL8JT1A-EGJ (TRONTON) (6X2)	2015	1,300	374.000.000	486.200.000
4336	439160 00388	TRUCK TRONTON	HINO	FL8JT1A-EGJ (TRONTON) (6X2)	2014	1,300	337.000.000	438.100.000
4337	439160 00389	TRUCK TRONTON	HINO	FL8JT1A-SGJ (TRONTON) (6X2)	2018	1,300	357.000.000	464.100.000
4338	439160 00389	TRUCK TRONTON	HINO	FL8JT1A-SGJ (TRONTON) (6X2)	2017	1,300	350.000.000	455.000.000
4339	439160 00389	TRUCK TRONTON	HINO	FL8JT1A-SGJ (TRONTON) (6X2)	2016	1,300	343.000.000	445.900.000
4340	439160 00389	TRUCK TRONTON	HINO	FL8JT1A-SGJ (TRONTON) (6X2)	2015	1,300	337.000.000	438.100.000
4341	439160 00389	TRUCK TRONTON	HINO	FL8JT1A-SGJ (TRONTON) (6X2)	2014	1,300	331.000.000	430.300.000
4342	439160 00390	TRUCK TRONTON	HINO	FL8JTLA-MGJ (FL260JT) (TRONTON) (6X2)	2018	1,300	599.000.000	778.700.000
4343	439160 00390	TRUCK TRONTON	HINO	FL8JTLA-MGJ (FL260JT) (TRONTON) (6X2)	2013	1,300	398.000.000	517.400.000
4344	439160 00391	TRUCK TRONTON	HINO	FL8JTLA-MGJ (FL260JT) (TRONTON) (6X2) FLATDECK	2017	1,300	498.000.000	647.400.000
4345	439160 00391	TRUCK TRONTON	HINO	FL8JTLA-MGJ (FL260JT) (TRONTON) (6X2) FLATDECK	2016	1,300	489.000.000	635.700.000
4346	439160 00391	TRUCK TRONTON	HINO	FL8JTLA-MGJ (FL260JT) (TRONTON) (6X2) FLATDECK	2015	1,300	480.000.000	624.000.000
4347	439160 00391	TRUCK TRONTON	HINO	FL8JTLA-MGJ (FL260JT) (TRONTON) (6X2) FLATDECK	2014	1,300	471.000.000	612.300.000
4348	439160 00391	TRUCK TRONTON	HINO	FL8JTLA-MGJ (FL260JT) (TRONTON) (6X2) FLATDECK	2013	1,300	462.000.000	600.600.000
4349	439160 00391	TRUCK TRONTON	HINO	FL8JTLA-MGJ (FL260JT) (TRONTON) (6X2) FLATDECK	2012	1,300	453.000.000	588.900.000
4350	439160 00391	TRUCK TRONTON	HINO	FL8JTLA-MGJ (FL260JT) (TRONTON) (6X2) FLATDECK	2011	1,300	444.000.000	577.200.000
4351	439160 00391	TRUCK TRONTON	HINO	FL8JTLA-MGJ (FL260JT) (TRONTON) (6X2) FLATDECK	2010	1,300	436.000.000	566.800.000

NO	KODING	JENIS	MEREK	TIPE	TH BUAT	BOBOT	NJKB	DP PKB
1	2	3	4	5	6	7	8	9
4352	439160 00391	TRUCK TRONTON	HINO	FL8JTLA-MGJ (FL260JT) (TRONTON) (6X2) FLATDECK	2009	1,300	428.000.000	556.400.000
4353	439160 00391	TRUCK TRONTON	HINO	FL8JTLA-MGJ (FL260JT) (TRONTON) (6X2) FLATDECK	2008	1,300	420.000.000	546.000.000
4354	439160 00391	TRUCK TRONTON	HINO	FL8JTLA-MGJ (FL260JT) (TRONTON) (6X2) FLATDECK	2007	1,300	412.000.000	535.600.000
4355	439160 00391	TRUCK TRONTON	HINO	FL8JTLA-MGJ (FL260JT) (TRONTON) (6X2) FLATDECK	2006	1,300	404.000.000	525.200.000
4356	439160 00391	TRUCK TRONTON	HINO	FL8JTLA-MGJ (FL260JT) (TRONTON) (6X2) FLATDECK	2005	1,300	396.000.000	514.800.000
4357	439160 00392	TRUCK TRONTON	HINO	FL8JTLA-MGJW (FL260JT) (CHASIS TRONTON) (6X2)	2013	1,300	424.000.000	551.200.000
4358	439160 00392	TRUCK TRONTON	HINO	FL8JTLA-MGJW (FL260JT) (CHASIS TRONTON) (6X2)	2012	1,300	404.000.000	525.200.000
4359	439160 00392	TRUCK TRONTON	HINO	FL8JTLA-MGJW (FL260JT) (CHASIS TRONTON) (6X2)	2011	1,300	367.000.000	477.100.000
4360	439160 00392	TRUCK TRONTON	HINO	FL8JTLA-MGJW (FL260JT) (CHASIS TRONTON) (6X2)	2010	1,300	343.000.000	445.900.000
4361	439160 00393	TRUCK TRONTON	HINO	FL8JTLA-MGJW (FL260JW) (TRONTON) (6X2)	2018	1,300	394.000.000	512.200.000
4362	439160 00393	TRUCK TRONTON	HINO	FL8JTLA-MGJW (FL260JW) (TRONTON) (6X2)	2017	1,300	387.000.000	503.100.000
4363	439160 00393	TRUCK TRONTON	HINO	FL8JTLA-MGJW (FL260JW) (TRONTON) (6X2)	2016	1,300	380.000.000	494.000.000
4364	439160 00393	TRUCK TRONTON	HINO	FL8JTLA-MGJW (FL260JW) (TRONTON) (6X2)	2015	1,300	373.000.000	484.900.000
4365	439160 00393	TRUCK TRONTON	HINO	FL8JTLA-MGJW (FL260JW) (TRONTON) (6X2)	2014	1,300	366.000.000	475.800.000
4366	439160 00393	TRUCK TRONTON	HINO	FL8JTLA-MGJW (FL260JW) (TRONTON) (6X2)	2013	1,300	359.000.000	466.700.000
4367	439160 00393	TRUCK TRONTON	HINO	FL8JTLA-MGJW (FL260JW) (TRONTON) (6X2)	2012	1,300	352.000.000	457.600.000
4368	439160 00393	TRUCK TRONTON	HINO	FL8JTLA-MGJW (FL260JW) (TRONTON) (6X2)	2011	1,300	345.000.000	448.500.000
4369	439160 00393	TRUCK TRONTON	HINO	FL8JTLA-MGJW (FL260JW) (TRONTON) (6X2)	2010	1,300	339.000.000	440.700.000
4370	439160 00393	TRUCK TRONTON	HINO	FL8JTLA-MGJW (FL260JW) (TRONTON) (6X2)	2009	1,300	333.000.000	432.900.000
4371	439160 00394	TRUCK TRONTON	HINO	FL8JTLA-RGJ (FL260JT) (CHASIS TRONTON) 6X2	2012	1,300	384.000.000	499.200.000
4372	439160 00394	TRUCK TRONTON	HINO	FL8JTLA-RGJ (FL260JT) (CHASIS TRONTON) 6X2	2011	1,300	349.000.000	453.700.000
4373	439160 00394	TRUCK TRONTON	HINO	FL8JTLA-RGJ (FL260JT) (CHASIS TRONTON) 6X2	2010	1,300	326.000.000	423.800.000
4374	439160 00394	TRUCK TRONTON	HINO	FL8JTLA-RGJ (FL260JT) (CHASIS TRONTON) 6X2	2009	1,300	308.000.000	400.400.000
4375	439160 00394	TRUCK TRONTON	HINO	FL8JTLA-RGJ (FL260JT) (CHASIS TRONTON) 6X2	2008	1,300	293.000.000	380.900.000
4376	439160 00394	TRUCK TRONTON	HINO	FL8JTLA-RGJ (FL260JT) (CHASIS TRONTON) 6X2	2007	1,300	247.000.000	321.100.000
4377	439160 00395	TRUCK TRONTON	HINO	FL8JW1A-BGJ (FL235JW) (TRONTON) (6X2)	2018	1,300	226.000.000	293.800.000
4378	439160 00395	TRUCK TRONTON	HINO	FL8JW1A-BGJ (FL235JW) (TRONTON) (6X2)	2017	1,300	222.000.000	288.600.000
4379	439160 00395	TRUCK TRONTON	HINO	FL8JW1A-BGJ (FL235JW) (TRONTON) (6X2)	2016	1,300	218.000.000	283.400.000
4380	439160 00396	TRUCK TRONTON	HINO	FL8JW1A-BGJ (TRONTON) (6X2)	2016	1,300	437.000.000	568.100.000
4381	439160 00396	TRUCK TRONTON	HINO	FL8JW1A-BGJ (TRONTON) (6X2)	2015	1,300	358.000.000	465.400.000
4382	439160 00396	TRUCK TRONTON	HINO	FL8JW1A-BGJ (TRONTON) (6X2)	2014	1,300	322.000.000	418.600.000
4383	439160 00397	TRUCK TRONTON	HINO	FL8JW1A-EGJ (FL260JW) (TRONTON) (6X2)	2018	1,300	239.000.000	310.700.000
4384	439160 00397	TRUCK TRONTON	HINO	FL8JW1A-EGJ (FL260JW) (TRONTON) (6X2)	2017	1,300	235.000.000	305.500.000
4385	439160 00397	TRUCK TRONTON	HINO	FL8JW1A-EGJ (FL260JW) (TRONTON) (6X2)	2016	1,300	231.000.000	300.300.000
4386	439160 00398	TRUCK TRONTON	HINO	FL8JW1A-EGJ (TRONTON) (6X2)	2016	1,300	460.000.000	598.000.000
4387	439160 00398	TRUCK TRONTON	HINO	FL8JW1A-EGJ (TRONTON) (6X2)	2015	1,300	377.000.000	490.100.000
4388	439160 00398	TRUCK TRONTON	HINO	FL8JW1A-EGJ (TRONTON) (6X2)	2014	1,300	339.000.000	440.700.000
4389	439160 00399	TRUCK TRONTON	HINO	FL8JW1A-JGJ (FL245JW) (TRONTON) (6X2)	2018	1,300	601.000.000	781.300.000
4390	439160 00399	TRUCK TRONTON	HINO	FL8JW1A-JGJ (FL245JW) (TRONTON) (6X2)	2017	1,300	589.000.000	765.700.000
4391	439160 00399	TRUCK TRONTON	HINO	FL8JW1A-JGJ (FL245JW) (TRONTON) (6X2)	2016	1,300	578.000.000	751.400.000
4392	439160 00400	TRUCK TRONTON	HINO	FL8JW1A-JGJ (TRONTON) (6X2)	2016	1,300	444.000.000	577.200.000
4393	439160 00400	TRUCK TRONTON	HINO	FL8JW1A-JGJ (TRONTON) (6X2)	2015	1,300	360.000.000	468.000.000
4394	439160 00400	TRUCK TRONTON	HINO	FL8JW1A-JGJ (TRONTON) (6X2)	2014	1,300	324.000.000	421.200.000
4395	439160 00401	TRUCK TRONTON	HINO	FL8JW1A-SGJ (TRONTON) (6X2)	2018	1,300	364.000.000	473.200.000
4396	439160 00401	TRUCK TRONTON	HINO	FL8JW1A-SGJ (TRONTON) (6X2)	2017	1,300	357.000.000	464.100.000
4397	439160 00401	TRUCK TRONTON	HINO	FL8JW1A-SGJ (TRONTON) (6X2)	2016	1,300	350.000.000	455.000.000
4398	439160 00401	TRUCK TRONTON	HINO	FL8JW1A-SGJ (TRONTON) (6X2)	2015	1,300	343.000.000	445.900.000
4399	439160 00401	TRUCK TRONTON	HINO	FL8JW1A-SGJ (TRONTON) (6X2)	2014	1,300	337.000.000	438.100.000
4400	439160 00402	TRUCK TRONTON	HINO	FM 226 MD (CHASIS TRONTON) 9419CC	2005	1,300	312.000.000	405.600.000
4401	439160 00402	TRUCK TRONTON	HINO	FM 226 MD (CHASIS TRONTON) 9419CC	2004	1,300	301.000.000	391.300.000
4402	439160 00402	TRUCK TRONTON	HINO	FM 226 MD (CHASIS TRONTON) 9419CC	2003	1,300	299.000.000	388.700.000
4403	439160 00402	TRUCK TRONTON	HINO	FM 226 MD (CHASIS TRONTON) 9419CC	2002	1,300	274.000.000	356.200.000
4404	439160 00402	TRUCK TRONTON	HINO	FM 226 MD (CHASIS TRONTON) 9419CC	2001	1,300	249.000.000	323.700.000
4405	439160 00402	TRUCK TRONTON	HINO	FM 226 MD (CHASIS TRONTON) 9419CC	2000	1,300	213.000.000	276.900.000
4406	439160 00402	TRUCK TRONTON	HINO	FM 226 MD (CHASIS TRONTON) 9419CC	1999	1,300	180.000.000	234.000.000
4407	439160 00402	TRUCK TRONTON	HINO	FM 226 MD (CHASIS TRONTON) 9419CC	1998	1,300	153.000.000	198.900.000
4408	439160 00402	TRUCK TRONTON	HINO	FM 226 MD (CHASIS TRONTON) 9419CC	1997	1,300	131.000.000	170.300.000
4409	439160 00402	TRUCK TRONTON	HINO	FM 226 MD (CHASIS TRONTON) 9419CC	1996	1,300	91.000.000	118.300.000
4410	439160 00402	TRUCK TRONTON	HINO	FM 226 MD (CHASIS TRONTON) 9419CC	1995	1,300	79.000.000	102.700.000
4411	439160 00402	TRUCK TRONTON	HINO	FM 226 MD (CHASIS TRONTON) 9419CC	1994	1,300	74.000.000	96.200.000
4412	439160 00402	TRUCK TRONTON	HINO	FM 226 MD (CHASIS TRONTON) 9419CC	1993	1,300	68.000.000	88.400.000
4413	439160 00402	TRUCK TRONTON	HINO	FM 226 MD (CHASIS TRONTON) 9419CC	1992	1,300	63.000.000	81.900.000
4414	439160 00402	TRUCK TRONTON	HINO	FM 226 MD (CHASIS TRONTON) 9419CC	1991	1,300	59.000.000	76.700.000
4415	439160 00402	TRUCK TRONTON	HINO	FM 226 MD (CHASIS TRONTON) 9419CC	1990	1,300	54.000.000	70.200.000
4416	439160 00404	TRUCK TRONTON	HINO	FM2L1D-MGJ (TRONTON) (6X4)	2015	1,300	494.000.000	642.200.000
4417	439160 00404	TRUCK TRONTON	HINO	FM2L1D-MGJ (TRONTON) (6X4)	2014	1,300	470.000.000	611.000.000
4418	439160 00405	TRUCK TRONTON	HINO	FM2PL1D-MGJ (TRONTON) (6X4)	2018	1,300	497.000.000	646.100.000
4419	439160 00405	TRUCK TRONTON	HINO	FM2PL1D-MGJ (TRONTON) (6X4)	2017	1,300	488.000.000	634.400.000
4420	439160 00405	TRUCK TRONTON	HINO	FM2PL1D-MGJ (TRONTON) (6X4)	2016	1,300	479.000.000	622.700.000
4421	439160 00405	TRUCK TRONTON	HINO	FM2PL1D-MGJ (TRONTON) (6X4)	2015	1,300	470.000.000	611.000.000
4422	439160 00406	TRUCK TRONTON	HINO	FM2PN1D-MGJ (TRONTON) (6X4)	2018	1,300	639.000.000	830.700.000
4423	439160 00406	TRUCK TRONTON	HINO	FM2PN1D-MGJ (TRONTON) (6X4)	2017	1,300	637.000.000	828.100.000
4424	439160 00406	TRUCK TRONTON	HINO	FM2PN1D-MGJ (TRONTON) (6X4)	2016	1,300	625.000.000	812.500.000
4425	439160 00406	TRUCK TRONTON	HINO	FM2PN1D-MGJ (TRONTON) (6X4)	2015	1,300	613.000.000	796.900.000
4426	439160 00407	TRUCK TRONTON	HINO	FM2PNKD-TGJ (FM320PD) (CHASIS TRONTON) (6X4)	2012	1,300	503.000.000	653.900.000
4427	439160 00407	TRUCK TRONTON	HINO	FM2PNKD-TGJ (FM320PD) (CHASIS TRONTON) (6X4)	2011	1,300	437.000.000	568.100.000
4428	439160 00407	TRUCK TRONTON	HINO	FM2PNKD-TGJ (FM320PD) (CHASIS TRONTON) (6X4)	2010	1,300	397.000.000	516.100.000
4429	439160 00407	TRUCK TRONTON	HINO	FM2PNKD-TGJ (FM320PD) (CHASIS TRONTON) (6X4)	2009	1,300	361.000.000	469.300.000
4430	439160 00403	TRUCK TRONTON	HINO	FM 3 HNLA / 9419CC (CHASIS TRONTON)	1996	1,300	149.000.000	193.700.000
4431	439160 00408	TRUCK TRONTON	HINO	FM8JK1M-EGJ (FM260JM) (TRONTON) (6X4)	2018	1,300	724.000.000	941.200.000
4432	439160 00408	TRUCK TRONTON	HINO	FM8JK1M-EGJ (FM260JM) (TRONTON) (6X4)	2017	1,300	710.000.000	923.000.000
4433	439160 00408	TRUCK TRONTON	HINO	FM8JK1M-EGJ (FM260JM) (TRONTON) (6X4)	2016	1,300	696.000.000	904.800.000
4434	439160 00409	TRUCK TRONTON	HINO	FM8JK1M-EGJ (TRONTON) (6X4)	2016	1,300	531.000.000	690.300.000
4435	439160 00409	TRUCK TRONTON	HINO	FM8JK1M-EGJ (TRONTON) (6X4)	2015	1,300	414.000.000	538.200.000
4436	439160 00409	TRUCK TRONTON	HINO	FM8JK1M-EGJ (TRONTON) (6X4)	2014	1,300	373.000.000	484.900.000
4437	439160 00410	TRUCK TRONTON	HINO	FM8JK1M-XGJ (TRONTON) (6X4)	2018	1,300	425.000.000	552.500.000
4438	439160 00410	TRUCK TRONTON	HINO	FM8JK1M-XGJ (TRONTON) (6X4)	2017	1,300	417.000.000	542.100.000
4439	439160 00410	TRUCK TRONTON	HINO	FM8JK1M-XGJ (TRONTON) (6X4)	2016	1,300	409.000.000	531.700.000
4440	439160 00410	TRUCK TRONTON	HINO	FM8JK1M-XGJ (TRONTON) (6X4)	2015	1,300	401.000.000	521.300.000
4441	439160 00410	TRUCK TRONTON	HINO	FM8JK1M-XGJ (TRONTON) (6X4)	2014	1,300	393.000.000	510.900.000
4442	439160 00411	TRUCK TRONTON	HINO	FM8JKKM-MGJ (FM260JM) (TRONTON) (6X4)	2018	1,300	445.000.000	578.500.000

NO	KODING	JENIS	MEREK	TIPE	TH BUAT	BOBOT	NJKB	DP PKB
1	2	3	4	5	6	7	8	9
4443	439160 00411	TRUCK TRONTON	HINO	FM8JKKM-MGJ (FM260JM) (TRONTON) (6X4)	2017	1,300	437.000.000	568.100.000
4444	439160 00411	TRUCK TRONTON	HINO	FM8JKKM-MGJ (FM260JM) (TRONTON) (6X4)	2016	1,300	429.000.000	557.700.000
4445	439160 00411	TRUCK TRONTON	HINO	FM8JKKM-MGJ (FM260JM) (TRONTON) (6X4)	2015	1,300	421.000.000	547.300.000
4446	439160 00411	TRUCK TRONTON	HINO	FM8JKKM-MGJ (FM260JM) (TRONTON) (6X4)	2014	1,300	413.000.000	536.900.000
4447	439160 00411	TRUCK TRONTON	HINO	FM8JKKM-MGJ (FM260JM) (TRONTON) (6X4)	2013	1,300	405.000.000	526.500.000
4448	439160 00411	TRUCK TRONTON	HINO	FM8JKKM-MGJ (FM260JM) (TRONTON) (6X4)	2012	1,300	397.000.000	516.100.000
4449	439160 00411	TRUCK TRONTON	HINO	FM8JKKM-MGJ (FM260JM) (TRONTON) (6X4)	2011	1,300	390.000.000	507.000.000
4450	439160 00411	TRUCK TRONTON	HINO	FM8JKKM-MGJ (FM260JM) (TRONTON) (6X4)	2010	1,300	383.000.000	497.900.000
4451	439160 00411	TRUCK TRONTON	HINO	FM8JKKM-MGJ (FM260JM) (TRONTON) (6X4)	2009	1,300	376.000.000	488.800.000
4452	439160 00411	TRUCK TRONTON	HINO	FM8JKKM-MGJ (FM260JM) (TRONTON) (6X4)	2008	1,300	369.000.000	479.700.000
4453	439160 00412	TRUCK TRONTON	HINO	FM8JKKM-RGJ (6X4) MT (FM 260 JM) (CHASIS TRONTON)	2012	1,300	427.000.000	555.100.000
4454	439160 00412	TRUCK TRONTON	HINO	FM8JKKM-RGJ (6X4) MT (FM 260 JM) (CHASIS TRONTON)	2011	1,300	388.000.000	504.400.000
4455	439160 00412	TRUCK TRONTON	HINO	FM8JKKM-RGJ (6X4) MT (FM 260 JM) (CHASIS TRONTON)	2010	1,300	363.000.000	471.900.000
4456	439160 00412	TRUCK TRONTON	HINO	FM8JKKM-RGJ (6X4) MT (FM 260 JM) (CHASIS TRONTON)	2009	1,300	342.000.000	444.600.000
4457	439160 00412	TRUCK TRONTON	HINO	FM8JKKM-RGJ (6X4) MT (FM 260 JM) (CHASIS TRONTON)	2008	1,300	325.000.000	422.500.000
4458	439160 00413	TRUCK TRONTON	HINO	FM8JN1D-CGJ (FM235JD) (TRONTON) (6X4)	2018	1,300	685.000.000	890.500.000
4459	439160 00413	TRUCK TRONTON	HINO	FM8JN1D-CGJ (FM235JD) (TRONTON) (6X4)	2017	1,300	672.000.000	873.600.000
4460	439160 00413	TRUCK TRONTON	HINO	FM8JN1D-CGJ (FM235JD) (TRONTON) (6X4)	2016	1,300	659.000.000	856.700.000
4461	439160 00414	TRUCK TRONTON	HINO	FM8JN1D-CGJ (TRONTON) (6X4)	2014	1,300	335.000.000	435.500.000
4462	439160 00415	TRUCK TRONTON	HINO	FM8JN1D-EGJ (FM260JD) (TRONTON) (6X4)	2018	1,300	257.000.000	334.100.000
4463	439160 00415	TRUCK TRONTON	HINO	FM8JN1D-EGJ (FM260JD) (TRONTON) (6X4)	2017	1,300	252.000.000	327.600.000
4464	439160 00415	TRUCK TRONTON	HINO	FM8JN1D-EGJ (FM260JD) (TRONTON) (6X4)	2016	1,300	247.000.000	321.100.000
4465	439160 00416	TRUCK TRONTON	HINO	FM8JN1D-EGJ (TRONTON) (6X4)	2016	1,300	526.000.000	683.800.000
4466	439160 00416	TRUCK TRONTON	HINO	FM8JN1D-EGJ (TRONTON) (6X4)	2015	1,300	410.000.000	533.000.000
4467	439160 00416	TRUCK TRONTON	HINO	FM8JN1D-EGJ (TRONTON) (6X4)	2014	1,300	369.000.000	479.700.000
4468	439160 00417	TRUCK TRONTON	HINO	FM8JN1D-MCJ (TRONTON) (6X4)	2015	1,300	254.000.000	330.200.000
4469	439160 00417	TRUCK TRONTON	HINO	FM8JN1D-MCJ (TRONTON) (6X4)	2014	1,300	241.000.000	313.300.000
4470	439160 00418	TRUCK TRONTON	HINO	FM8JN1D-MGJ (TRONTON) (6X4)	2018	1,300	368.000.000	478.400.000
4471	439160 00418	TRUCK TRONTON	HINO	FM8JN1D-MGJ (TRONTON) (6X4)	2017	1,300	361.000.000	469.300.000
4472	439160 00418	TRUCK TRONTON	HINO	FM8JN1D-MGJ (TRONTON) (6X4)	2016	1,300	354.000.000	460.200.000
4473	439160 00419	TRUCK TRONTON	HINO	FM8JN1D-XGJ (FM285JD) (TRONTON) (6X4)	2018	1,300	732.000.000	951.600.000
4474	439160 00419	TRUCK TRONTON	HINO	FM8JN1D-XGJ (FM285JD) (TRONTON) (6X4)	2017	1,300	718.000.000	933.400.000
4475	439160 00419	TRUCK TRONTON	HINO	FM8JN1D-XGJ (FM285JD) (TRONTON) (6X4)	2016	1,300	704.000.000	915.200.000
4476	439160 00419	TRUCK TRONTON	HINO	FM8JN1D-XGJ (FM285JD) (TRONTON) (6X4)	2015	1,300	690.000.000	897.000.000
4477	439160 00420	TRUCK TRONTON	HINO	FM8JN1D-XGJ (TRONTON) (6X4)	2016	1,300	554.000.000	720.200.000
4478	439160 00420	TRUCK TRONTON	HINO	FM8JN1D-XGJ (TRONTON) (6X4)	2015	1,300	416.000.000	540.800.000
4479	439160 00420	TRUCK TRONTON	HINO	FM8JN1D-XGJ (TRONTON) (6X4)	2014	1,300	374.000.000	486.200.000
4480	439160 00421	TRUCK TRONTON	HINO	FM8JNKD-MGJ (FM260JD) (TRONTON) (6X4)	2011	1,300	681.000.000	885.300.000
4481	439160 00422	TRUCK TRONTON	HINO	FM8JNKD-MGJ (FM260JD) (TRONTON) (6X4) FLAT DECK	2012	1,300	493.000.000	640.900.000
4482	439160 00422	TRUCK TRONTON	HINO	FM8JNKD-MGJ (FM260JD) (TRONTON) (6X4) FLAT DECK	2010	1,300	475.000.000	617.500.000
4483	439160 00422	TRUCK TRONTON	HINO	FM8JNKD-MGJ (FM260JD) (TRONTON) (6X4) FLAT DECK	2009	1,300	466.000.000	605.800.000
4484	439160 00422	TRUCK TRONTON	HINO	FM8JNKD-MGJ (FM260JD) (TRONTON) (6X4) FLAT DECK	2008	1,300	457.000.000	594.100.000
4485	439160 00423	TRUCK TRONTON	HINO	FM8JNKD-RGJ (FM260JD) (CHASIS TRONTON) 6X4	2012	1,300	420.000.000	546.000.000
4486	439160 00423	TRUCK TRONTON	HINO	FM8JNKD-RGJ (FM260JD) (CHASIS TRONTON) 6X4	2011	1,300	382.000.000	496.600.000
4487	439160 00423	TRUCK TRONTON	HINO	FM8JNKD-RGJ (FM260JD) (CHASIS TRONTON) 6X4	2010	1,300	357.000.000	464.100.000
4488	439160 00423	TRUCK TRONTON	HINO	FM8JNKD-RGJ (FM260JD) (CHASIS TRONTON) 6X4	2009	1,300	337.000.000	438.100.000
4489	439160 00423	TRUCK TRONTON	HINO	FM8JNKD-RGJ (FM260JD) (CHASIS TRONTON) 6X4	2008	1,300	321.000.000	417.300.000
4490	439160 00423	TRUCK TRONTON	HINO	FM8JNKD-RGJ (FM260JD) (CHASIS TRONTON) 6X4	2007	1,300	284.000.000	369.200.000
4491	439160 00424	TRUCK TRONTON	HINO	FM8JNKM-RGJ (FM260JM) (CHASIS TRONTON) 6X4	2009	1,300	341.000.000	443.300.000
4492	439160 00424	TRUCK TRONTON	HINO	FM8JNKM-RGJ (FM260JM) (CHASIS TRONTON) 6X4	2008	1,300	325.000.000	422.500.000
4493	439160 00424	TRUCK TRONTON	HINO	FM8JNKM-RGJ (FM260JM) (CHASIS TRONTON) 6X4	2007	1,300	286.000.000	371.800.000
4494	439160 00425	TRUCK TRONTON	HINO	FM8JW1A-EGJ (FM260JW) (TRONTON) (6X4)	2018	1,300	273.000.000	354.900.000
4495	439160 00425	TRUCK TRONTON	HINO	FM8JW1A-EGJ (FM260JW) (TRONTON) (6X4)	2017	1,300	268.000.000	348.400.000
4496	439160 00425	TRUCK TRONTON	HINO	FM8JW1A-EGJ (FM260JW) (TRONTON) (6X4)	2016	1,300	263.000.000	341.900.000
4497	439160 00426	TRUCK TRONTON	HINO	FM8JW1A-EGJ (FM260JW) (TRONTON) (6X4) SELF LOADER	2017	1,300	350.000.000	455.000.000
4498	439160 00427	TRUCK TRONTON	HINO	FM8JW1A-EGJ (TRONTON) (6X4)	2016	1,300	543.000.000	705.900.000
4499	439160 00427	TRUCK TRONTON	HINO	FM8JW1A-EGJ (TRONTON) (6X4)	2015	1,300	434.000.000	564.200.000
4500	439160 00427	TRUCK TRONTON	HINO	FM8JW1A-EGJ (TRONTON) (6X4)	2014	1,300	391.000.000	508.300.000
4501	439160 00428	TRUCK TRONTON	HINO	FM8JW1A-XGJ (TRONTON) (6X4)	2018	1,300	436.000.000	566.800.000
4502	439160 00428	TRUCK TRONTON	HINO	FM8JW1A-XGJ (TRONTON) (6X4)	2017	1,300	428.000.000	556.400.000
4503	439160 00428	TRUCK TRONTON	HINO	FM8JW1A-XGJ (TRONTON) (6X4)	2016	1,300	420.000.000	546.000.000
4504	439160 00428	TRUCK TRONTON	HINO	FM8JW1A-XGJ (TRONTON) (6X4)	2015	1,300	412.000.000	535.600.000
4505	439160 00428	TRUCK TRONTON	HINO	FM8JW1A-XGJ (TRONTON) (6X4)	2014	1,300	404.000.000	525.200.000
4506	439160 00429	TRUCK TRONTON	HINO	FN 1 FPB / 11.149CC (CHASIS TRONTON)	1997	1,300	149.000.000	193.700.000
4507	439160 00430	TRUCK TRONTON	HINO	FN 1 FWA / 11.000CC (CHASIS TRONTON)	1998	1,300	132.000.000	171.600.000
4508	439160 00431	TRUCK TRONTON	HINO	FN 1 KWA / 11.000CC (CHASIS TRONTON)	1996	1,300	83.000.000	107.900.000
4509	439160 00437	TRUCK TRONTON	HINO	FN 288 B / 11.000CC (CHASIS TRONTON)	1997	1,300	172.000.000	223.600.000
4510	439160 00437	TRUCK TRONTON	HINO	FN 288 B / 11.000CC (CHASIS TRONTON)	1996	1,300	153.000.000	198.900.000
4511	439160 00432	TRUCK TRONTON	HINO	FN 2 FWB / 15.100CC (CHASIS TRONTON)	1996	1,300	116.000.000	150.800.000
4512	439160 00433	TRUCK TRONTON	HINO	FN 2 KPB / 11.149CC (CHASIS TRONTON)	1997	1,300	148.000.000	192.400.000
4513	439160 00434	TRUCK TRONTON	HINO	FN 2 KPB / 13.2 (CHASIS TRONTON)	1997	1,300	145.000.000	188.500.000
4514	439160 00435	TRUCK TRONTON	HINO	FN 2 PWB / 10.5 (CHASIS TRONTON)	1997	1,300	140.000.000	182.000.000
4515	439160 00436	TRUCK TRONTON	HINO	FN 2 PWB / 15.100CC (CHASIS TRONTON)	1997	1,300	144.000.000	187.200.000
4516	439160 00438	TRUCK TRONTON	HINO	FP 1 FWA / 11.149CC (CHASIS TRONTON)	1995	1,300	126.000.000	163.800.000
4517	439160 00439	TRUCK TRONTON	HINO	FP 1 PWA / 9.000CC (CHASIS TRONTON)	1995	1,300	128.000.000	166.400.000
4518	439160 00443	TRUCK TRONTON	HINO	FP 278 B / 6.000CC (TRONTON)	1993	1,300	92.000.000	119.600.000
4519	439160 00444	TRUCK TRONTON	HINO	FP 279 B / 16.745CC (CHASIS TRONTON)	1996	1,300	116.000.000	150.800.000
4520	439160 00440	TRUCK TRONTON	HINO	FP 2 KPA / 11.000CC (CHASIS TRONTON)	1996	1,300	124.000.000	161.200.000
4521	439160 00441	TRUCK TRONTON	HINO	FP 2 PVB / 10.520CC (CHASIS TRONTON)	1997	1,300	130.000.000	169.000.000
4522	439160 00442	TRUCK TRONTON	HINO	FP 2 PWB / 10.520CC (CHASIS TRONTON)	1998	1,300	128.000.000	166.400.000
4523	439160 00445	TRUCK TRONTON	HINO	FP 609 B / 11.149CC (CHASIS TRONTON)	1995	1,300	125.000.000	162.500.000
4524	439160 00461	TRUCK TRONTON	HINO	FR 19 WA / 11.000CC (CHASIS TRONTON)	1996	1,300	134.000.000	174.200.000
4525	439160 00446	TRUCK TRONTON	HINO	FR 1 FKA / 16.745CC (CHASIS TRONTON)	1997	1,300	161.000.000	209.300.000
4526	439160 00447	TRUCK TRONTON	HINO	FR 1 FPA / 11.149CC (CHASIS TRONTON)	1997	1,300	138.000.000	179.400.000
4527	439160 00448	TRUCK TRONTON	HINO	FR 1 FWA / 11.149CC (CHASIS TRONTON)	1995	1,300	136.000.000	176.800.000
4528	439160 00449	TRUCK TRONTON	HINO	FR 1 FWA / 11.260CC (CHASIS TRONTON)	1998	1,300	142.000.000	184.600.000
4529	439160 00449	TRUCK TRONTON	HINO	FR 1 FWA / 11.260CC (CHASIS TRONTON)	1997	1,300	135.000.000	175.500.000
4530	439160 00449	TRUCK TRONTON	HINO	FR 1 FWA / 11.260CC (CHASIS TRONTON)	1996	1,300	124.000.000	161.200.000
4531	439160 00450	TRUCK TRONTON	HINO	FR 1 KVA / 11.149CC (CHASIS TRONTON)	1995	1,300	136.000.000	176.800.000
4532	439160 00451	TRUCK TRONTON	HINO	FR 1 KVB,12.882CC (CHASIS TRONTON)	2003	1,300	237.000.000	308.100.000
4533	439160 00452	TRUCK TRONTON	HINO	FR 1 KWA / 11.000 (CHASIS TRONTON)	1997	1,300	151.000.000	196.300.000

NO	KODING	JENIS	MEREK	TIPE	TH BUAT	BOBOT	NJKB	DP PKB
1	2	3	4	5	6	7	8	9
4534	439160 00452	TRUCK TRONTON	HINO	FR 1 KWA / 11.000 (CHASIS TRONTON)	1996	1,300	145.000.000	188.500.000
4535	439160 00452	TRUCK TRONTON	HINO	FR 1 KWA / 11.000 (CHASIS TRONTON)	1995	1,300	128.000.000	166.400.000
4536	439160 00453	TRUCK TRONTON	HINO	FR 1 KWA / 12.882CC (CHASIS TRONTON)	1996	1,300	166.000.000	215.800.000
4537	439160 00454	TRUCK TRONTON	HINO	FR 1 KWB / 11.000CC (CHASIS TRONTON)	1996	1,300	145.000.000	188.500.000
4538	439160 00455	TRUCK TRONTON	HINO	FR 1 KWB / 12.882CC (CHASIS TRONTON)	1997	1,300	131.000.000	170.300.000
4539	439160 00456	TRUCK TRONTON	HINO	FR 1 KZD / 12.882CC (CHASIS TRONTON)	1998	1,300	131.000.000	170.300.000
4540	439160 00457	TRUCK TRONTON	HINO	FR 1 PPA / 12.500CC (CHASIS TRONTON)	1996	1,300	94.000.000	122.200.000
4541	439160 00458	TRUCK TRONTON	HINO	FR 1 PUA / 16.745CC (CHASIS TRONTON)	1996	1,300	136.000.000	176.800.000
4542	439160 00459	TRUCK TRONTON	HINO	FR 1 PVA / 11.000CC (CHASIS TRONTON)	1995	1,300	138.000.000	179.400.000
4543	439160 00460	TRUCK TRONTON	HINO	FR 1 PWA / 11 /149CC (CHASIS TRONTON)	1998	1,300	172.000.000	223.600.000
4544	439160 00472	TRUCK TRONTON	HINO	FR 272 B / 11.000CC (CHASIS TRONTON)	1996	1,300	153.000.000	198.900.000
4545	439160 00473	TRUCK TRONTON	HINO	FR 278 B / 11.000CC (CHASIS TRONTON)	1996	1,300	153.000.000	198.900.000
4546	439160 00474	TRUCK TRONTON	HINO	FR 286 B / 8.821CC (CHASIS TRONTON)	1996	1,300	136.000.000	176.800.000
4547	439160 00475	TRUCK TRONTON	HINO	FR 288 B / 11.000CC (CHASIS TRONTON)	1996	1,300	164.000.000	213.200.000
4548	439160 00476	TRUCK TRONTON	HINO	FR 289 B / 11.000CC (CHASIS TRONTON)	1996	1,300	166.000.000	215.800.000
4549	439160 00494	TRUCK TRONTON	HINO	FR2 FR2PXHA (CHASIS TRONTON)	2002	1,300	200.000.000	260.000.000
4550	439160 00462	TRUCK TRONTON	HINO	FR 2 FSA / 11.000CC (CHASIS TRONTON)	1996	1,300	146.000.000	189.800.000
4551	439160 00463	TRUCK TRONTON	HINO	FR 2 FUA / 11.000CC (CHASIS TRONTON)	1997	1,300	173.000.000	224.900.000
4552	439160 00464	TRUCK TRONTON	HINO	FR 2 FUB / 11.149CC (CHASIS TRONTON)	1997	1,300	153.000.000	198.900.000
4553	439160 00465	TRUCK TRONTON	HINO	FR 2 FVA / 11.000CC (CHASIS TRONTON)	1997	1,300	150.000.000	195.000.000
4554	439160 00466	TRUCK TRONTON	HINO	FR 2 FVA / 11.149CC (CHASIS TRONTON)	1995	1,300	136.000.000	176.800.000
4555	439160 00467	TRUCK TRONTON	HINO	FR 2 FVB / 14.344CC (CHASIS TRONTON)	1998	1,300	166.000.000	215.800.000
4556	439160 00468	TRUCK TRONTON	HINO	FR 2 FWA / 11.149CC (CHASIS TRONTON)	1997	1,300	151.000.000	196.300.000
4557	439160 00468	TRUCK TRONTON	HINO	FR 2 FWA / 11.149CC (CHASIS TRONTON)	1996	1,300	145.000.000	188.500.000
4558	439160 00468	TRUCK TRONTON	HINO	FR 2 FWA / 11.149CC (CHASIS TRONTON)	1995	1,300	136.000.000	176.800.000
4559	439160 00469	TRUCK TRONTON	HINO	FR 2 FWB / 16.031CC (CHASIS TRONTON)	1998	1,300	174.000.000	226.200.000
4560	439160 00469	TRUCK TRONTON	HINO	FR 2 FWB / 16.031CC (CHASIS TRONTON)	1997	1,300	165.000.000	214.500.000
4561	439160 00470	TRUCK TRONTON	HINO	FR 2 KKC / 12.882CC (CHASIS TRONTON)	1998	1,300	162.000.000	210.600.000
4562	439160 00471	TRUCK TRONTON	HINO	FR 2 PWB / 11.000CC (CHASIS TRONTON)	1996	1,300	153.000.000	198.900.000
4563	439160 00480	TRUCK TRONTON	HINO	FR 339 B / 12.882CC (CHASIS TRONTON)	1996	1,300	158.000.000	205.400.000
4564	439160 00477	TRUCK TRONTON	HINO	FR 3 FVA / 15.115CC (CHASIS TRONTON)	2000	1,300	180.000.000	234.000.000
4565	439160 00477	TRUCK TRONTON	HINO	FR 3 FVA / 15.115CC (CHASIS TRONTON)	1999	1,300	173.000.000	224.900.000
4566	439160 00477	TRUCK TRONTON	HINO	FR 3 FVA / 15.115CC (CHASIS TRONTON)	1998	1,300	167.000.000	217.100.000
4567	439160 00477	TRUCK TRONTON	HINO	FR 3 FVA / 15.115CC (CHASIS TRONTON)	1997	1,300	160.000.000	208.000.000
4568	439160 00477	TRUCK TRONTON	HINO	FR 3 FVA / 15.115CC (CHASIS TRONTON)	1996	1,300	152.000.000	197.600.000
4569	439160 00478	TRUCK TRONTON	HINO	FR 3 FWA / 11.149CC (CHASIS TRONTON)	1996	1,300	144.000.000	187.200.000
4570	439160 00478	TRUCK TRONTON	HINO	FR 3 FWA / 11.149CC (CHASIS TRONTON)	1995	1,300	136.000.000	176.800.000
4571	439160 00479	TRUCK TRONTON	HINO	FR 3 FWA / 7500CC (CHASIS TRONTON)	1995	1,300	116.000.000	150.800.000
4572	439160 00481	TRUCK TRONTON	HINO	FR 604 B / 11.000CC (CHASIS TRONTON)	1996	1,300	154.000.000	200.200.000
4573	439160 00482	TRUCK TRONTON	HINO	FR 604 B / 11.140CC (CHASIS TRONTON)	1996	1,300	153.000.000	198.900.000
4574	439160 00483	TRUCK TRONTON	HINO	FR 608 F / 16.260CC (CHASIS TRONTON)	1998	1,300	124.000.000	161.200.000
4575	439160 00484	TRUCK TRONTON	HINO	FR 609 B / 11.000CC (CHASIS TRONTON)	1996	1,300	120.000.000	156.000.000
4576	439160 00485	TRUCK TRONTON	HINO	FR 609 B / 7500CC (CHASIS TRONTON)	1994	1,300	110.000.000	143.000.000
4577	439160 00486	TRUCK TRONTON	HINO	FR 633 A / 16.745CC (CHASIS TRONTON)	1997	1,300	161.000.000	209.300.000
4578	439160 00486	TRUCK TRONTON	HINO	FR 633 A / 16.745CC (CHASIS TRONTON)	1996	1,300	152.000.000	197.600.000
4579	439160 00487	TRUCK TRONTON	HINO	FR 634 B / 11.000CC (CHASIS TRONTON)	1996	1,300	151.000.000	196.300.000
4580	439160 00488	TRUCK TRONTON	HINO	FR 639 A / 11.000CC (CHASIS TRONTON)	1996	1,300	141.000.000	183.300.000
4581	439160 00489	TRUCK TRONTON	HINO	FR 639 B / 11.149CC (CHASIS TRONTON)	1997	1,300	149.000.000	193.700.000
4582	439160 00489	TRUCK TRONTON	HINO	FR 639 B / 11.149CC (CHASIS TRONTON)	1996	1,300	142.000.000	184.600.000
4583	439160 00489	TRUCK TRONTON	HINO	FR 639 B / 11.149CC (CHASIS TRONTON)	1995	1,300	134.000.000	174.200.000
4584	439160 00490	TRUCK TRONTON	HINO	FR 666 B / 11.000CC (CHASIS TRONTON)	1995	1,300	137.000.000	178.100.000
4585	439160 00491	TRUCK TRONTON	HINO	FR 668 B / 12.500CC (CHASIS TRONTON)	1996	1,300	94.000.000	122.200.000
4586	439160 00492	TRUCK TRONTON	HINO	FR 669 B / 11.000CC (CHASIS TRONTON)	1997	1,300	159.000.000	206.700.000
4587	439160 00493	TRUCK TRONTON	HINO	FR KVA 339 B (CHASIS TRONTON) 13.269CC	1997	1,300	160.000.000	208.000.000
4588	439160 00495	TRUCK TRONTON	HINO	FRZ FPA / 11.000CC (CHASIS TRONTON)	1995	1,300	137.000.000	178.100.000
4589	439160 00496	TRUCK TRONTON	HINO	FS 1 FKA (CHASIS TRONTON)	1997	1,300	177.000.000	230.100.000
4590	439160 00497	TRUCK TRONTON	HINO	FS 1 FRA / 11.149CC (CHASIS TRONTON)	1996	1,300	156.000.000	202.800.000
4591	439160 00498	TRUCK TRONTON	HINO	FS 1 KWB / 11.149CC (CHASIS TRONTON)	1996	1,300	145.000.000	188.500.000
4592	439160 00498	TRUCK TRONTON	HINO	FS 1 KWB / 11.149CC (CHASIS TRONTON)	1995	1,300	138.000.000	179.400.000
4593	439160 00498	TRUCK TRONTON	HINO	FS 1 KWB / 11.149CC (CHASIS TRONTON)	1994	1,300	116.000.000	150.800.000
4594	439160 00507	TRUCK TRONTON	HINO	FS 270 A / 17.340CC (CHASIS TRONTON)	1997	1,300	153.000.000	198.900.000
4595	439160 00507	TRUCK TRONTON	HINO	FS 270 A / 17.340CC (CHASIS TRONTON)	1996	1,300	149.000.000	193.700.000
4596	439160 00507	TRUCK TRONTON	HINO	FS 270 A / 17.340CC (CHASIS TRONTON)	1995	1,300	139.000.000	180.700.000
4597	439160 00508	TRUCK TRONTON	HINO	FS 271 K / 11.149CC (CHASIS TRONTON)	1996	1,300	134.000.000	174.200.000
4598	439160 00509	TRUCK TRONTON	HINO	FS 271 K / 17.340CC (CHASIS TRONTON)	1997	1,300	144.000.000	187.200.000
4599	439160 00510	TRUCK TRONTON	HINO	FS 271 KM (CHASIS TRONTON) (6X4)	1985	1,300	50.000.000	65.000.000
4600	439160 00511	TRUCK TRONTON	HINO	FS 275 KA (CHASIS TRONTON) (6X4) 6728CC	1997	1,300	137.000.000	178.100.000
4601	439160 00511	TRUCK TRONTON	HINO	FS 275 KA (CHASIS TRONTON) (6X4) 6728CC	1996	1,300	121.000.000	157.300.000
4602	439160 00511	TRUCK TRONTON	HINO	FS 275 KA (CHASIS TRONTON) (6X4) 6728CC	1995	1,300	106.000.000	137.800.000
4603	439160 00530	TRUCK TRONTON	HINO	FS276A / 13.267CC (CHASIS TRONTON)	2001	1,300	246.000.000	319.800.000
4604	439160 00499	TRUCK TRONTON	HINO	FS 2 FRB / 11.000CC (CHASIS TRONTON)	1998	1,300	166.000.000	215.800.000
4605	439160 00499	TRUCK TRONTON	HINO	FS 2 FRB / 11.000CC (CHASIS TRONTON)	1997	1,300	160.000.000	208.000.000
4606	439160 00499	TRUCK TRONTON	HINO	FS 2 FRB / 11.000CC (CHASIS TRONTON)	1996	1,300	153.000.000	198.900.000
4607	439160 00500	TRUCK TRONTON	HINO	FS 2 FUA / 11.000CC (CHASIS TRONTON)	1996	1,300	145.000.000	188.500.000
4608	439160 00501	TRUCK TRONTON	HINO	FS 2 FWA / 15.300CC (CHASIS TRONTON)	1997	1,300	150.000.000	195.000.000
4609	439160 00502	TRUCK TRONTON	HINO	FS 2 FWA / 16.745CC (CHASIS TRONTON)	1996	1,300	153.000.000	198.900.000
4610	439160 00502	TRUCK TRONTON	HINO	FS 2 FWA / 16.745CC (CHASIS TRONTON)	1995	1,300	136.000.000	176.800.000
4611	439160 00503	TRUCK TRONTON	HINO	FS 2 FWA / 7500CC (CHASIS TRONTON)	1995	1,300	136.000.000	176.800.000
4612	439160 00504	TRUCK TRONTON	HINO	FS 2 KLLD (CHASIS TRONTON) (6X4)	2004	1,300	379.000.000	492.700.000
4613	439160 00504	TRUCK TRONTON	HINO	FS 2 KLLD (CHASIS TRONTON) (6X4)	2003	1,300	377.000.000	490.100.000
4614	439160 00504	TRUCK TRONTON	HINO	FS 2 KLLD (CHASIS TRONTON) (6X4)	2002	1,300	367.000.000	477.100.000
4615	439160 00504	TRUCK TRONTON	HINO	FS 2 KLLD (CHASIS TRONTON) (6X4)	2001	1,300	321.000.000	417.300.000
4616	439160 00504	TRUCK TRONTON	HINO	FS 2 KLLD (CHASIS TRONTON) (6X4)	2000	1,300	272.000.000	353.600.000
4617	439160 00505	TRUCK TRONTON	HINO	FS 2 KLLM (CHASIS TRONTON) (6X4)	2004	1,300	379.000.000	492.700.000
4618	439160 00505	TRUCK TRONTON	HINO	FS 2 KLLM (CHASIS TRONTON) (6X4)	2003	1,300	377.000.000	490.100.000
4619	439160 00505	TRUCK TRONTON	HINO	FS 2 KLLM (CHASIS TRONTON) (6X4)	2002	1,300	367.000.000	477.100.000
4620	439160 00505	TRUCK TRONTON	HINO	FS 2 KLLM (CHASIS TRONTON) (6X4)	2001	1,300	317.000.000	412.100.000
4621	439160 00505	TRUCK TRONTON	HINO	FS 2 KLLM (CHASIS TRONTON) (6X4)	2000	1,300	269.000.000	349.700.000
4622	439160 00506	TRUCK TRONTON	HINO	FS 2 KRLA (CHASIS TRONTON) (6X4)	2004	1,300	379.000.000	492.700.000
4623	439160 00506	TRUCK TRONTON	HINO	FS 2 KRLA (CHASIS TRONTON) (6X4)	2003	1,300	377.000.000	490.100.000
4624	439160 00506	TRUCK TRONTON	HINO	FS 2 KRLA (CHASIS TRONTON) (6X4)	2002	1,300	367.000.000	477.100.000

NO	KODING	JENIS	MEREK	TIPE	TH BUAT	BOBOT	NJKB	DP PKB
1	2	3	4	5	6	7	8	9
4625	439160 00506	TRUCK TRONTON	HINO	FS 2 KRLA (CHASIS TRONTON) (6X4)	2001	1,300	321.000.000	417.300.000
4626	439160 00506	TRUCK TRONTON	HINO	FS 2 KRLA (CHASIS TRONTON) (6X4)	2000	1,300	272.000.000	353.600.000
4627	439160 00506	TRUCK TRONTON	HINO	FS 2 KRLA (CHASIS TRONTON) (6X4)	1999	1,300	232.000.000	301.600.000
4628	439160 00512	TRUCK TRONTON	HINO	FS 3 FUA / 11.000CC (CHASIS TRONTON)	1996	1,300	145.000.000	188.500.000
4629	439160 00513	TRUCK TRONTON	HINO	FS 3 FUA / 21.548CC (CHASIS TRONTON)	1997	1,300	151.000.000	196.300.000
4630	439160 00513	TRUCK TRONTON	HINO	FS 3 FUA / 21.548CC (CHASIS TRONTON)	1996	1,300	145.000.000	188.500.000
4631	439160 00514	TRUCK TRONTON	HINO	FS 3 FWA / 11.149CC (CHASIS TRONTON)	1996	1,300	145.000.000	188.500.000
4632	439160 00515	TRUCK TRONTON	HINO	FS 3 FWA / 17.238CC (CHASIS TRONTON)	1996	1,300	145.000.000	188.500.000
4633	439160 00516	TRUCK TRONTON	HINO	FS 3 FWB / 11.000CC (CHASIS TRONTON)	1997	1,300	131.000.000	170.300.000
4634	439160 00517	TRUCK TRONTON	HINO	FS 435 E / 11.000CC (CHASIS TRONTON)	1997	1,300	133.000.000	172.900.000
4635	439160 00518	TRUCK TRONTON	HINO	FS 600 B / 11.000CC (CHASIS TRONTON)	1995	1,300	116.000.000	150.800.000
4636	439160 00519	TRUCK TRONTON	HINO	FS 608 B (CHASIS TRONTON)	1997	1,300	143.000.000	185.900.000
4637	439160 00519	TRUCK TRONTON	HINO	FS 608 B (CHASIS TRONTON)	1996	1,300	125.000.000	162.500.000
4638	439160 00520	TRUCK TRONTON	HINO	FS 634 B / 11.000CC (CHASIS TRONTON)	1997	1,300	133.000.000	172.900.000
4639	439160 00521	TRUCK TRONTON	HINO	FS 636 A / 11.149CC (CHASIS TRONTON)	1997	1,300	133.000.000	172.900.000
4640	439160 00521	TRUCK TRONTON	HINO	FS 636 A / 11.149CC (CHASIS TRONTON)	1996	1,300	124.000.000	161.200.000
4641	439160 00522	TRUCK TRONTON	HINO	FS 636 B / 11.200CC (CHASIS TRONTON)	1997	1,300	125.000.000	162.500.000
4642	439160 00522	TRUCK TRONTON	HINO	FS 636 B / 11.200CC (CHASIS TRONTON)	1996	1,300	110.000.000	143.000.000
4643	439160 00523	TRUCK TRONTON	HINO	FS 636 B / 16.745CC (CHASIS TRONTON)	1998	1,300	148.000.000	192.400.000
4644	439160 00524	TRUCK TRONTON	HINO	FS 638 B (CHASIS TRONTON)	1996	1,300	125.000.000	162.500.000
4645	439160 00525	TRUCK TRONTON	HINO	FS 666 B / 11.260CC (CHASIS TRONTON)	1996	1,300	125.000.000	162.500.000
4646	439160 00526	TRUCK TRONTON	HINO	FS 666 B / 15.100CC (CHASIS TRONTON)	1996	1,300	135.000.000	175.500.000
4647	439160 00527	TRUCK TRONTON	HINO	FS 666 B / 17.238CC (CHASIS TRONTON)	1997	1,300	139.000.000	180.700.000
4648	439160 00528	TRUCK TRONTON	HINO	FS 668 B / 11.000CC (CHASIS TRONTON)	1997	1,300	133.000.000	172.900.000
4649	439160 00528	TRUCK TRONTON	HINO	FS 668 B / 11.000CC (CHASIS TRONTON)	1996	1,300	125.000.000	162.500.000
4650	439160 00529	TRUCK TRONTON	HINO	FS 669 B / 12.500CC (CHASIS TRONTON)	1996	1,300	116.000.000	150.800.000
4651	439160 00531	TRUCK TRONTON	HINO	SS 331 A / 11.149CC (CHASIS TRONTON)	1998	1,300	143.000.000	185.900.000
4652	439160 00532	TRUCK TRONTON	HINO	SS 631 A / 11.149CC (CHASIS TRONTON)	1996	1,300	134.000.000	174.200.000
4653	439160 00533	TRUCK TRONTON	HINO	SS 721 A / 11.149CC (CHASIS TRONTON)	1995	1,300	125.000.000	162.500.000
4654	439185 00430	TRUCK TRONTON	ISUZU	CVZ 70 S / 13.346CC (CHASIS TRONTON)	1998	1,300	247.000.000	321.100.000
4655	439185 00431	TRUCK TRONTON	ISUZU	CVZ 70 Z / 13.346CC (CHASIS TRONTON)	1998	1,300	247.000.000	321.100.000
4656	439185 00432	TRUCK TRONTON	ISUZU	CXM 23 T / 13.632CC (CHASIS TRONTON)	1997	1,300	142.000.000	184.600.000
4657	439185 00433	TRUCK TRONTON	ISUZU	CXM 71 V / 15.014CC (CHASIS TRONTON)	1998	1,300	184.000.000	239.200.000
4658	439185 00434	TRUCK TRONTON	ISUZU	CXM 71 V / 16.683CC (CHASIS TRONTON)	1995	1,300	182.000.000	236.600.000
4659	439185 00435	TRUCK TRONTON	ISUZU	CXZ 18 J 16.683CC (CHASIS TRONTON)	1998	1,300	95.000.000	123.500.000
4660	439185 00435	TRUCK TRONTON	ISUZU	CXZ 18 J 16.683CC (CHASIS TRONTON)	1997	1,300	88.000.000	114.400.000
4661	439185 00435	TRUCK TRONTON	ISUZU	CXZ 18 J 16.683CC (CHASIS TRONTON)	1996	1,300	82.000.000	106.600.000
4662	439185 00435	TRUCK TRONTON	ISUZU	CXZ 18 J 16.683CC (CHASIS TRONTON)	1995	1,300	77.000.000	100.100.000
4663	439185 00435	TRUCK TRONTON	ISUZU	CXZ 18 J 16.683CC (CHASIS TRONTON)	1994	1,300	71.000.000	92.300.000
4664	439185 00435	TRUCK TRONTON	ISUZU	CXZ 18 J 16.683CC (CHASIS TRONTON)	1993	1,300	66.000.000	85.800.000
4665	439185 00435	TRUCK TRONTON	ISUZU	CXZ 18 J 16.683CC (CHASIS TRONTON)	1992	1,300	61.000.000	79.300.000
4666	439185 00435	TRUCK TRONTON	ISUZU	CXZ 18 J 16.683CC (CHASIS TRONTON)	1991	1,300	56.000.000	72.800.000
4667	439185 00436	TRUCK TRONTON	ISUZU	CXZ 19 J 16.683CC (CHASIS TRONTON)	1998	1,300	92.000.000	119.600.000
4668	439185 00436	TRUCK TRONTON	ISUZU	CXZ 19 J 16.683CC (CHASIS TRONTON)	1997	1,300	86.000.000	111.800.000
4669	439185 00436	TRUCK TRONTON	ISUZU	CXZ 19 J 16.683CC (CHASIS TRONTON)	1996	1,300	80.000.000	104.000.000
4670	439185 00436	TRUCK TRONTON	ISUZU	CXZ 19 J 16.683CC (CHASIS TRONTON)	1995	1,300	74.000.000	96.200.000
4671	439185 00436	TRUCK TRONTON	ISUZU	CXZ 19 J 16.683CC (CHASIS TRONTON)	1994	1,300	69.000.000	89.700.000
4672	439185 00436	TRUCK TRONTON	ISUZU	CXZ 19 J 16.683CC (CHASIS TRONTON)	1993	1,300	64.000.000	83.200.000
4673	439185 00436	TRUCK TRONTON	ISUZU	CXZ 19 J 16.683CC (CHASIS TRONTON)	1992	1,300	59.000.000	76.700.000
4674	439185 00436	TRUCK TRONTON	ISUZU	CXZ 19 J 16.683CC (CHASIS TRONTON)	1991	1,300	55.000.000	71.500.000
4675	439185 00437	TRUCK TRONTON	ISUZU	CXZ 19 P (CHASIS TRONTON)	1995	1,300	96.000.000	124.800.000
4676	439185 00437	TRUCK TRONTON	ISUZU	CXZ 19 P (CHASIS TRONTON)	1994	1,300	89.000.000	115.700.000
4677	439185 00437	TRUCK TRONTON	ISUZU	CXZ 19 P (CHASIS TRONTON)	1993	1,300	83.000.000	107.900.000
4678	439185 00437	TRUCK TRONTON	ISUZU	CXZ 19 P (CHASIS TRONTON)	1992	1,300	77.000.000	100.100.000
4679	439185 00437	TRUCK TRONTON	ISUZU	CXZ 19 P (CHASIS TRONTON)	1991	1,300	71.000.000	92.300.000
4680	439185 00438	TRUCK TRONTON	ISUZU	CXZ 19 Q 16.683CC (CHASIS TRONTON)	1998	1,300	95.000.000	123.500.000
4681	439185 00438	TRUCK TRONTON	ISUZU	CXZ 19 Q 16.683CC (CHASIS TRONTON)	1997	1,300	88.000.000	114.400.000
4682	439185 00438	TRUCK TRONTON	ISUZU	CXZ 19 Q 16.683CC (CHASIS TRONTON)	1996	1,300	82.000.000	106.600.000
4683	439185 00438	TRUCK TRONTON	ISUZU	CXZ 19 Q 16.683CC (CHASIS TRONTON)	1995	1,300	77.000.000	100.100.000
4684	439185 00438	TRUCK TRONTON	ISUZU	CXZ 19 Q 16.683CC (CHASIS TRONTON)	1994	1,300	71.000.000	92.300.000
4685	439185 00438	TRUCK TRONTON	ISUZU	CXZ 19 Q 16.683CC (CHASIS TRONTON)	1993	1,300	66.000.000	85.800.000
4686	439185 00438	TRUCK TRONTON	ISUZU	CXZ 19 Q 16.683CC (CHASIS TRONTON)	1992	1,300	61.000.000	79.300.000
4687	439185 00438	TRUCK TRONTON	ISUZU	CXZ 19 Q 16.683CC (CHASIS TRONTON)	1991	1,300	56.000.000	72.800.000
4688	439185 00439	TRUCK TRONTON	ISUZU	CXZ 19 T / 11.149CC (CHASIS TRONTON)	1996	1,300	99.000.000	128.700.000
4689	439185 00440	TRUCK TRONTON	ISUZU	CXZ 71 J 16.683CC(CHASIS TRONTON)	1998	1,300	92.000.000	119.600.000
4690	439185 00440	TRUCK TRONTON	ISUZU	CXZ 71 J 16.683CC(CHASIS TRONTON)	1997	1,300	86.000.000	111.800.000
4691	439185 00440	TRUCK TRONTON	ISUZU	CXZ 71 J 16.683CC(CHASIS TRONTON)	1996	1,300	80.000.000	104.000.000
4692	439185 00440	TRUCK TRONTON	ISUZU	CXZ 71 J 16.683CC(CHASIS TRONTON)	1995	1,300	74.000.000	96.200.000
4693	439185 00440	TRUCK TRONTON	ISUZU	CXZ 71 J 16.683CC(CHASIS TRONTON)	1994	1,300	69.000.000	89.700.000
4694	439185 00440	TRUCK TRONTON	ISUZU	CXZ 71 J 16.683CC(CHASIS TRONTON)	1993	1,300	64.000.000	83.200.000
4695	439185 00440	TRUCK TRONTON	ISUZU	CXZ 71 J 16.683CC(CHASIS TRONTON)	1992	1,300	59.000.000	76.700.000
4696	439185 00440	TRUCK TRONTON	ISUZU	CXZ 71 J 16.683CC(CHASIS TRONTON)	1991	1,300	55.000.000	71.500.000
4697	439185 00441	TRUCK TRONTON	ISUZU	CXZ 71 P (CHASIS TRONTON)	1995	1,300	96.000.000	124.800.000
4698	439185 00441	TRUCK TRONTON	ISUZU	CXZ 71 P (CHASIS TRONTON)	1994	1,300	89.000.000	115.700.000
4699	439185 00441	TRUCK TRONTON	ISUZU	CXZ 71 P (CHASIS TRONTON)	1993	1,300	83.000.000	107.900.000
4700	439185 00441	TRUCK TRONTON	ISUZU	CXZ 71 P (CHASIS TRONTON)	1992	1,300	77.000.000	100.100.000
4701	439185 00441	TRUCK TRONTON	ISUZU	CXZ 71 P (CHASIS TRONTON)	1991	1,300	71.000.000	92.300.000
4702	439185 00442	TRUCK TRONTON	ISUZU	CXZ 71 Q. 16.683CC (CHASIS TRONTON)	2011	1,300	178.000.000	231.400.000
4703	439185 00442	TRUCK TRONTON	ISUZU	CXZ 71 Q. 16.683CC (CHASIS TRONTON)	2008	1,300	155.000.000	201.500.000
4704	439185 00442	TRUCK TRONTON	ISUZU	CXZ 71 Q. 16.683CC (CHASIS TRONTON)	2007	1,300	145.000.000	188.500.000
4705	439185 00442	TRUCK TRONTON	ISUZU	CXZ 71 Q. 16.683CC (CHASIS TRONTON)	2006	1,300	138.000.000	179.400.000
4706	439185 00442	TRUCK TRONTON	ISUZU	CXZ 71 Q. 16.683CC (CHASIS TRONTON)	2005	1,300	131.000.000	170.300.000
4707	439185 00442	TRUCK TRONTON	ISUZU	CXZ 71 Q. 16.683CC (CHASIS TRONTON)	2004	1,300	125.000.000	162.500.000
4708	439185 00442	TRUCK TRONTON	ISUZU	CXZ 71 Q. 16.683CC (CHASIS TRONTON)	2003	1,300	119.000.000	154.700.000
4709	439185 00442	TRUCK TRONTON	ISUZU	CXZ 71 Q. 16.683CC (CHASIS TRONTON)	2002	1,300	113.000.000	146.900.000
4710	439185 00442	TRUCK TRONTON	ISUZU	CXZ 71 Q. 16.683CC (CHASIS TRONTON)	2001	1,300	108.000.000	140.400.000
4711	439185 00442	TRUCK TRONTON	ISUZU	CXZ 71 Q. 16.683CC (CHASIS TRONTON)	2000	1,300	103.000.000	133.900.000
4712	439185 00442	TRUCK TRONTON	ISUZU	CXZ 71 Q. 16.683CC (CHASIS TRONTON)	1999	1,300	98.000.000	127.400.000
4713	439185 00442	TRUCK TRONTON	ISUZU	CXZ 71 Q. 16.683CC (CHASIS TRONTON)	1998	1,300	95.000.000	123.500.000
4714	439185 00442	TRUCK TRONTON	ISUZU	CXZ 71 Q. 16.683CC (CHASIS TRONTON)	1997	1,300	88.000.000	114.400.000
4715	439185 00442	TRUCK TRONTON	ISUZU	CXZ 71 Q. 16.683CC (CHASIS TRONTON)	1996	1,300	82.000.000	106.600.000

NO	KODING	JENIS	MEREK	TIPE	TH BUAT	BOBOT	NJKB	DP PKB
1	2	3	4	5	6	7	8	9
4716	439185 00442	TRUCK TRONTON	ISUZU	CXZ 71 Q. 16.683CC (CHASIS TRONTON)	1995	1,300	77.000.000	100.100.000
4717	439185 00442	TRUCK TRONTON	ISUZU	CXZ 71 Q. 16.683CC (CHASIS TRONTON)	1994	1,300	71.000.000	92.300.000
4718	439185 00442	TRUCK TRONTON	ISUZU	CXZ 71 Q. 16.683CC (CHASIS TRONTON)	1993	1,300	66.000.000	85.800.000
4719	439185 00442	TRUCK TRONTON	ISUZU	CXZ 71 Q. 16.683CC (CHASIS TRONTON)	1992	1,300	61.000.000	79.300.000
4720	439185 00442	TRUCK TRONTON	ISUZU	CXZ 71 Q. 16.683CC (CHASIS TRONTON)	1991	1,300	56.000.000	72.800.000
4721	439185 00443	TRUCK TRONTON	ISUZU	CXZ 72 J / 11.149CC (CHASIS TRONTON)	1996	1,300	116.000.000	150.800.000
4722	439185 00444	TRUCK TRONTON	ISUZU	CYM 50 VI / 15.014CC (CHASIS TRONTON)	1997	1,300	118.000.000	153.400.000
4723	439185 00445	TRUCK TRONTON	ISUZU	CYZ 51 N (TRONTON) (6X4)	2018	1,300	282.000.000	366.600.000
4724	439185 00445	TRUCK TRONTON	ISUZU	CYZ 51 N (TRONTON) (6X4)	2016	1,300	270.000.000	351.000.000
4725	439185 00445	TRUCK TRONTON	ISUZU	CYZ 51 N (TRONTON) (6X4)	2015	1,300	267.000.000	347.100.000
4726	439185 00445	TRUCK TRONTON	ISUZU	CYZ 51 N (TRONTON) (6X4)	2014	1,300	264.000.000	343.200.000
4727	439185 00445	TRUCK TRONTON	ISUZU	CYZ 51 N (TRONTON) (6X4)	2013	1,300	260.000.000	338.000.000
4728	439185 00445	TRUCK TRONTON	ISUZU	CYZ 51 N (TRONTON) (6X4)	2012	1,300	247.000.000	321.100.000
4729	439185 00445	TRUCK TRONTON	ISUZU	CYZ 51 N (TRONTON) (6X4)	2011	1,300	235.000.000	305.500.000
4730	439185 00445	TRUCK TRONTON	ISUZU	CYZ 51 N (TRONTON) (6X4)	2010	1,300	223.000.000	289.900.000
4731	439185 00445	TRUCK TRONTON	ISUZU	CYZ 51 N (TRONTON) (6X4)	2009	1,300	212.000.000	275.600.000
4732	439185 00445	TRUCK TRONTON	ISUZU	CYZ 51 N (TRONTON) (6X4)	2008	1,300	201.000.000	261.300.000
4733	439185 00446	TRUCK TRONTON	ISUZU	CYZ 51 Q (TRONTON) (6X4)	2018	1,300	282.000.000	366.600.000
4734	439185 00446	TRUCK TRONTON	ISUZU	CYZ 51 Q (TRONTON) (6X4)	2016	1,300	279.000.000	362.700.000
4735	439185 00446	TRUCK TRONTON	ISUZU	CYZ 51 Q (TRONTON) (6X4)	2015	1,300	276.000.000	358.800.000
4736	439185 00446	TRUCK TRONTON	ISUZU	CYZ 51 Q (TRONTON) (6X4)	2014	1,300	273.000.000	354.900.000
4737	439185 00446	TRUCK TRONTON	ISUZU	CYZ 51 Q (TRONTON) (6X4)	2013	1,300	268.000.000	348.400.000
4738	439185 00446	TRUCK TRONTON	ISUZU	CYZ 51 Q (TRONTON) (6X4)	2012	1,300	255.000.000	331.500.000
4739	439185 00446	TRUCK TRONTON	ISUZU	CYZ 51 Q (TRONTON) (6X4)	2011	1,300	242.000.000	314.600.000
4740	439185 00446	TRUCK TRONTON	ISUZU	CYZ 51 Q (TRONTON) (6X4)	2010	1,300	230.000.000	299.000.000
4741	439185 00446	TRUCK TRONTON	ISUZU	CYZ 51 Q (TRONTON) (6X4)	2009	1,300	218.000.000	283.400.000
4742	439185 00446	TRUCK TRONTON	ISUZU	CYZ 51 Q (TRONTON) (6X4)	2008	1,300	207.000.000	269.100.000
4743	439185 00447	TRUCK TRONTON	ISUZU	FM 517 H / 7545CC (CHASIS TRONTON)	2000	1,300	155.000.000	201.500.000
4744	439185 00448	TRUCK TRONTON	ISUZU	FP 315 D / 11.149CC (CHASIS TRONTON)	1996	1,300	117.000.000	152.100.000
4745	439185 00449	TRUCK TRONTON	ISUZU	FT 418 V / 11.149CC (CHASIS TRONTON)	1996	1,300	120.000.000	156.000.000
4746	439185 00450	TRUCK TRONTON	ISUZU	FU 415 P / 16.051CC (CHASIS TRONTON)	1997	1,300	115.000.000	149.500.000
4747	439185 00451	TRUCK TRONTON	ISUZU	FU 416 S / 11.149CC (CHASIS TRONTON)	1996	1,300	108.000.000	140.400.000
4748	439185 00452	TRUCK TRONTON	ISUZU	FU 416 T / 16.051CC (CHASIS TRONTON)	1997	1,300	126.000.000	163.800.000
4749	439185 00453	TRUCK TRONTON	ISUZU	FU 419 U / 11.140CC (CHASIS TRONTON)	1997	1,300	138.000.000	179.400.000
4750	439185 00454	TRUCK TRONTON	ISUZU	FU 478 U / 11.149CC (CHASIS TRONTON)	1997	1,300	121.000.000	157.300.000
4751	439185 00455	TRUCK TRONTON	ISUZU	FV 415 R / 16.991CC (CHASIS TRONTON)	1996	1,300	117.000.000	152.100.000
4752	439185 00456	TRUCK TRONTON	ISUZU	FV 418 J / 11.000CC (CHASIS TRONTON)	1996	1,300	120.000.000	156.000.000
4753	439185 00457	TRUCK TRONTON	ISUZU	FV 419 R / 11.149CC (CHASIS TRONTON)	1997	1,300	132.000.000	171.600.000
4754	439185 00458	TRUCK TRONTON	ISUZU	FVM 33 (CHASIS TRONTON) (6X2)	2004	1,300	284.000.000	369.200.000
4755	439185 00458	TRUCK TRONTON	ISUZU	FVM 33 (CHASIS TRONTON) (6X2)	2003	1,300	282.000.000	366.600.000
4756	439185 00458	TRUCK TRONTON	ISUZU	FVM 33 (CHASIS TRONTON) (6X2)	2002	1,300	264.000.000	343.200.000
4757	439185 00458	TRUCK TRONTON	ISUZU	FVM 33 (CHASIS TRONTON) (6X2)	2001	1,300	247.000.000	321.100.000
4758	439185 00458	TRUCK TRONTON	ISUZU	FVM 33 (CHASIS TRONTON) (6X2)	2000	1,300	209.000.000	271.700.000
4759	439185 00458	TRUCK TRONTON	ISUZU	FVM 33 (CHASIS TRONTON) (6X2)	1999	1,300	180.000.000	234.000.000
4760	439185 00458	TRUCK TRONTON	ISUZU	FVM 33 (CHASIS TRONTON) (6X2)	1998	1,300	153.000.000	198.900.000
4761	439185 00458	TRUCK TRONTON	ISUZU	FVM 33 (CHASIS TRONTON) (6X2)	1997	1,300	131.000.000	170.300.000
4762	439185 00459	TRUCK TRONTON	ISUZU	FVM 34 N (TRONTON) (6X2) (N)	2018	1,300	226.000.000	293.800.000
4763	439185 00459	TRUCK TRONTON	ISUZU	FVM 34 N (TRONTON) (6X2) (N)	2017	1,300	222.000.000	288.600.000
4764	439185 00460	TRUCK TRONTON	ISUZU	FVM 34 Q (TRONTON) (6X2)	2018	1,300	216.000.000	280.800.000
4765	439185 00460	TRUCK TRONTON	ISUZU	FVM 34 Q (TRONTON) (6X2)	2017	1,300	212.000.000	275.600.000
4766	439185 00460	TRUCK TRONTON	ISUZU	FVM 34 Q (TRONTON) (6X2)	2016	1,300	208.000.000	270.400.000
4767	439185 00460	TRUCK TRONTON	ISUZU	FVM 34 Q (TRONTON) (6X2)	2015	1,300	204.000.000	265.200.000
4768	439185 00460	TRUCK TRONTON	ISUZU	FVM 34 Q (TRONTON) (6X2)	2014	1,300	200.000.000	260.000.000
4769	439185 00460	TRUCK TRONTON	ISUZU	FVM 34 Q (TRONTON) (6X2)	2013	1,300	196.000.000	254.800.000
4770	439185 00460	TRUCK TRONTON	ISUZU	FVM 34 Q (TRONTON) (6X2)	2012	1,300	193.000.000	250.900.000
4771	439185 00460	TRUCK TRONTON	ISUZU	FVM 34 Q (TRONTON) (6X2)	2011	1,300	190.000.000	247.000.000
4772	439185 00461	TRUCK TRONTON	ISUZU	FVM 34 R HP (TRONTON) (6X2) (N)	2018	1,300	183.000.000	237.900.000
4773	439185 00461	TRUCK TRONTON	ISUZU	FVM 34 R HP (TRONTON) (6X2) (N)	2017	1,300	180.000.000	234.000.000
4774	439185 00462	TRUCK TRONTON	ISUZU	FVM 34 T HP (TRONTON) (6X2)	2018	1,300	238.000.000	309.400.000
4775	439185 00462	TRUCK TRONTON	ISUZU	FVM 34 T HP (TRONTON) (6X2)	2017	1,300	234.000.000	304.200.000
4776	439185 00462	TRUCK TRONTON	ISUZU	FVM 34 T HP (TRONTON) (6X2)	2016	1,300	230.000.000	299.000.000
4777	439185 00462	TRUCK TRONTON	ISUZU	FVM 34 T HP (TRONTON) (6X2)	2015	1,300	226.000.000	293.800.000
4778	439185 00462	TRUCK TRONTON	ISUZU	FVM 34 T HP (TRONTON) (6X2)	2014	1,300	222.000.000	288.600.000
4779	439185 00464	TRUCK TRONTON	ISUZU	FVM 34 U HP 5.1 (TRONTON) (6X2) (N)	2018	1,300	252.000.000	327.600.000
4780	439185 00464	TRUCK TRONTON	ISUZU	FVM 34 U HP 5.1 (TRONTON) (6X2) (N)	2017	1,300	247.000.000	321.100.000
4781	439185 00465	TRUCK TRONTON	ISUZU	FVM 34 U HP 5.8 (TRONTON) (6X2) (N)	2018	1,300	252.000.000	327.600.000
4782	439185 00465	TRUCK TRONTON	ISUZU	FVM 34 U HP 5.8 (TRONTON) (6X2) (N)	2017	1,300	247.000.000	321.100.000
4783	439185 00463	TRUCK TRONTON	ISUZU	FVM 34 U (TRONTON) (6X2) (N)	2018	1,300	234.000.000	304.200.000
4784	439185 00463	TRUCK TRONTON	ISUZU	FVM 34 U (TRONTON) (6X2) (N)	2017	1,300	230.000.000	299.000.000
4785	439185 00466	TRUCK TRONTON	ISUZU	FVM 34 W (TRONTON) (6X2)	2018	1,300	225.000.000	292.500.000
4786	439185 00466	TRUCK TRONTON	ISUZU	FVM 34 W (TRONTON) (6X2)	2017	1,300	221.000.000	287.300.000
4787	439185 00466	TRUCK TRONTON	ISUZU	FVM 34 W (TRONTON) (6X2)	2016	1,300	217.000.000	282.100.000
4788	439185 00466	TRUCK TRONTON	ISUZU	FVM 34 W (TRONTON) (6X2)	2015	1,300	213.000.000	276.900.000
4789	439185 00466	TRUCK TRONTON	ISUZU	FVM 34 W (TRONTON) (6X2)	2014	1,300	209.000.000	271.700.000
4790	439185 00467	TRUCK TRONTON	ISUZU	FVR 34 L MX (TRONTON) (6X4) (N)	2017	1,300	357.000.000	464.100.000
4791	439185 00468	TRUCK TRONTON	ISUZU	FVR 34 N 6.4 (TRONTON) (6X4) (N)	2017	1,300	356.000.000	462.800.000
4792	439185 00469	TRUCK TRONTON	ISUZU	FVR N 6.1 (TRONTON) (6X4) (N)	2017	1,300	356.000.000	462.800.000
4793	439185 00470	TRUCK TRONTON	ISUZU	FBZ 34 K MX (TRONTON) (6X4)	2018	1,300	405.000.000	526.500.000
4794	439185 00470	TRUCK TRONTON	ISUZU	FBZ 34 K MX (TRONTON) (6X4)	2017	1,300	397.000.000	516.100.000
4795	439185 00470	TRUCK TRONTON	ISUZU	FBZ 34 K MX (TRONTON) (6X4)	2016	1,300	390.000.000	507.000.000
4796	439185 00470	TRUCK TRONTON	ISUZU	FBZ 34 K MX (TRONTON) (6X4)	2015	1,300	383.000.000	497.900.000
4797	439185 00470	TRUCK TRONTON	ISUZU	FBZ 34 K MX (TRONTON) (6X4)	2014	1,300	376.000.000	488.800.000
4798	439185 00471	TRUCK TRONTON	ISUZU	FBZ 34 L HP MX (TRONTON) (6X4) (N)	2018	1,300	222.000.000	288.600.000
4799	439185 00473	TRUCK TRONTON	ISUZU	FBZ 34 N HP 6.1 (TRONTON) (6X4) (N)	2018	1,300	206.000.000	267.800.000
4800	439185 00474	TRUCK TRONTON	ISUZU	FBZ 34 N HP 6.4 (TRONTON) (6X4) (N)	2018	1,300	206.000.000	267.800.000
4801	439185 00472	TRUCK TRONTON	ISUZU	FBZ 34 N (TRONTON) (6X4) (N)	2018	1,300	158.000.000	205.400.000
4802	439185 00479	TRUCK TRONTON	ISUZU	FBZ 34P AC (TRONTON) (6X4)	2015	1,300	521.000.000	677.300.000
4803	439185 00479	TRUCK TRONTON	ISUZU	FBZ 34P AC (TRONTON) (6X4)	2014	1,300	496.000.000	644.800.000
4804	439185 00479	TRUCK TRONTON	ISUZU	FBZ 34P AC (TRONTON) (6X4)	2013	1,300	471.000.000	612.300.000
4805	439185 00480	TRUCK TRONTON	ISUZU	FBZ 34P OB (TRONTON) (6X4)	2015	1,300	513.000.000	666.900.000
4806	439185 00480	TRUCK TRONTON	ISUZU	FBZ 34P OB (TRONTON) (6X4)	2014	1,300	489.000.000	635.700.000

NO	KODING	JENIS	MEREK	TIPE	TH BUAT	BOBOT	NJKB	DP PKB
1	2	3	4	5	6	7	8	9
4807	439185 00480	TRUCK TRONTON	ISUZU	FVZ 34P OB (TRONTON) (6X4)	2013	1,300	467.000.000	607.100.000
4808	439185 00475	TRUCK TRONTON	ISUZU	FVZ 34 P (TRONTON) (6X4)	2018	1,300	255.000.000	331.500.000
4809	439185 00475	TRUCK TRONTON	ISUZU	FVZ 34 P (TRONTON) (6X4)	2017	1,300	250.000.000	325.000.000
4810	439185 00475	TRUCK TRONTON	ISUZU	FVZ 34 P (TRONTON) (6X4)	2016	1,300	245.000.000	318.500.000
4811	439185 00475	TRUCK TRONTON	ISUZU	FVZ 34 P (TRONTON) (6X4)	2015	1,300	241.000.000	313.300.000
4812	439185 00475	TRUCK TRONTON	ISUZU	FVZ 34 P (TRONTON) (6X4)	2014	1,300	237.000.000	308.100.000
4813	439185 00475	TRUCK TRONTON	ISUZU	FVZ 34 P (TRONTON) (6X4)	2013	1,300	233.000.000	302.900.000
4814	439185 00475	TRUCK TRONTON	ISUZU	FVZ 34 P (TRONTON) (6X4)	2012	1,300	229.000.000	297.700.000
4815	439185 00475	TRUCK TRONTON	ISUZU	FVZ 34 P (TRONTON) (6X4)	2011	1,300	225.000.000	292.500.000
4816	439185 00476	TRUCK TRONTON	ISUZU	FVZ 34 T (TRONTON) (6X4)	2018	1,300	250.000.000	325.000.000
4817	439185 00476	TRUCK TRONTON	ISUZU	FVZ 34 T (TRONTON) (6X4)	2017	1,300	245.000.000	318.500.000
4818	439185 00476	TRUCK TRONTON	ISUZU	FVZ 34 T (TRONTON) (6X4)	2016	1,300	241.000.000	313.300.000
4819	439185 00476	TRUCK TRONTON	ISUZU	FVZ 34 T (TRONTON) (6X4)	2015	1,300	237.000.000	308.100.000
4820	439185 00476	TRUCK TRONTON	ISUZU	FVZ 34 T (TRONTON) (6X4)	2014	1,300	233.000.000	302.900.000
4821	439185 00478	TRUCK TRONTON	ISUZU	FVZ 34 U HP (TRONTON) (6X4) (N)	2018	1,300	211.000.000	274.300.000
4822	439185 00477	TRUCK TRONTON	ISUZU	FVZ 34 U (TRONTON) (6X4) (N)	2017	1,300	365.000.000	474.500.000
4823	439185 00481	TRUCK TRONTON	ISUZU	JAL CXZ 18 JN / 11.149CC (CHASIS TRONTON)	1996	1,300	116.000.000	150.800.000
4824	439185 00482	TRUCK TRONTON	ISUZU	ZZZ 21 L / 11.149CC (CHASIS TRONTON)	1996	1,300	116.000.000	150.800.000
4825	439255 00770	TRUCK TRONTON	MERCEDES BENZ	2527/48 (CHASIS TRONTON)	1998	1,300	149.000.000	193.700.000
4826	439255 00771	TRUCK TRONTON	MERCEDES BENZ	917/42. 5958CC (CHASIS TRONTON)	1997	1,300	120.000.000	156.000.000
4827	439255 00771	TRUCK TRONTON	MERCEDES BENZ	917/42. 5958CC (CHASIS TRONTON)	1996	1,300	102.000.000	132.600.000
4828	439255 00771	TRUCK TRONTON	MERCEDES BENZ	917/42. 5958CC (CHASIS TRONTON)	1995	1,300	93.000.000	120.900.000
4829	439255 00771	TRUCK TRONTON	MERCEDES BENZ	917/42. 5958CC (CHASIS TRONTON)	1994	1,300	84.000.000	109.200.000
4830	439255 00771	TRUCK TRONTON	MERCEDES BENZ	917/42. 5958CC (CHASIS TRONTON)	1993	1,300	78.000.000	101.400.000
4831	439255 00771	TRUCK TRONTON	MERCEDES BENZ	917/42. 5958CC (CHASIS TRONTON)	1992	1,300	72.000.000	93.600.000
4832	439255 00771	TRUCK TRONTON	MERCEDES BENZ	917/42. 5958CC (CHASIS TRONTON)	1991	1,300	67.000.000	87.100.000
4833	439255 00771	TRUCK TRONTON	MERCEDES BENZ	917/42. 5958CC (CHASIS TRONTON)	1990	1,300	60.000.000	78.000.000
4834	439255 00771	TRUCK TRONTON	MERCEDES BENZ	917/42. 5958CC (CHASIS TRONTON)	1989	1,300	56.000.000	72.800.000
4835	439255 00771	TRUCK TRONTON	MERCEDES BENZ	917/42. 5958CC (CHASIS TRONTON)	1988	1,300	54.000.000	70.200.000
4836	439255 00771	TRUCK TRONTON	MERCEDES BENZ	917/42. 5958CC (CHASIS TRONTON)	1987	1,300	48.000.000	62.400.000
4837	439255 00771	TRUCK TRONTON	MERCEDES BENZ	917/42. 5958CC (CHASIS TRONTON)	1986	1,300	44.000.000	57.200.000
4838	439255 00771	TRUCK TRONTON	MERCEDES BENZ	917/42. 5958CC (CHASIS TRONTON)	1985	1,300	42.000.000	54.600.000
4839	439261 00682	TRUCK TRONTON	MITSUBISHI	E M 517 L / 11.000CC (CHASIS TRONTON)	1996	1,300	103.000.000	133.900.000
4840	439261 00683	TRUCK TRONTON	MITSUBISHI	FE 416 P / 11.000CC (CHASIS TRONTON)	1996	1,300	107.000.000	139.100.000
4841	439261 00684	TRUCK TRONTON	MITSUBISHI	FK 415 M / 16.000CC (CHASIS TRONTON)	1996	1,300	97.000.000	126.100.000
4842	439261 00685	TRUCK TRONTON	MITSUBISHI	FK 416 F (CHASIS TRONTON)	2000	1,300	185.000.000	240.500.000
4843	439261 00686	TRUCK TRONTON	MITSUBISHI	FK 417 J / 11.149CC (CHASIS TRONTON)	1996	1,300	112.000.000	145.600.000
4844	439261 00687	TRUCK TRONTON	MITSUBISHI	FK 425 H / 11.149CC (CHASIS TRONTON)	1996	1,300	89.000.000	115.700.000
4845	439261 00688	TRUCK TRONTON	MITSUBISHI	FK 515 J / 6557CC (CHASIS TRONTON)	1990	1,300	106.000.000	137.800.000
4846	439261 00689	TRUCK TRONTON	MITSUBISHI	FK 515 K / 7500CC (CHASIS TRONTON)	1995	1,300	109.000.000	141.700.000
4847	439261 00690	TRUCK TRONTON	MITSUBISHI	FK 517 L / 11.000CC (CHASIS TRONTON)	1996	1,300	109.000.000	141.700.000
4848	439261 00691	TRUCK TRONTON	MITSUBISHI	FM 516 L / 13.500CC (CHASIS TRONTON)	1996	1,300	103.000.000	133.900.000
4849	439261 00692	TRUCK TRONTON	MITSUBISHI	FN 428 T 11.0 (CHASIS TRONTON) 11.149CC	1998	1,300	190.000.000	247.000.000
4850	439261 00693	TRUCK TRONTON	MITSUBISHI	FN 516 (7.545) (CHASIS TRONTON)	1995	1,300	108.000.000	140.400.000
4851	439261 00695	TRUCK TRONTON	MITSUBISHI	FN 527 M3 (6X4) (CHASIS TRONTON)	2003	1,300	299.000.000	388.700.000
4852	439261 00695	TRUCK TRONTON	MITSUBISHI	FN 527 M3 (6X4) (CHASIS TRONTON)	2002	1,300	291.000.000	378.300.000
4853	439261 00694	TRUCK TRONTON	MITSUBISHI	FN 527 M (6X4) (CHASIS TRONTON)	2002	1,300	367.000.000	477.100.000
4854	439261 00694	TRUCK TRONTON	MITSUBISHI	FN 527 M (6X4) (CHASIS TRONTON)	2001	1,300	336.000.000	436.800.000
4855	439261 00694	TRUCK TRONTON	MITSUBISHI	FN 527 M (6X4) (CHASIS TRONTON)	2000	1,300	285.000.000	370.500.000
4856	439261 00694	TRUCK TRONTON	MITSUBISHI	FN 527 M (6X4) (CHASIS TRONTON)	1999	1,300	243.000.000	315.900.000
4857	439261 00694	TRUCK TRONTON	MITSUBISHI	FN 527 M (6X4) (CHASIS TRONTON)	1998	1,300	206.000.000	267.800.000
4858	439261 00694	TRUCK TRONTON	MITSUBISHI	FN 527 M (6X4) (CHASIS TRONTON)	1997	1,300	175.000.000	227.500.000
4859	439261 00694	TRUCK TRONTON	MITSUBISHI	FN 527 M (6X4) (CHASIS TRONTON)	1996	1,300	158.000.000	205.400.000
4860	439261 00694	TRUCK TRONTON	MITSUBISHI	FN 527 M (6X4) (CHASIS TRONTON)	1995	1,300	149.000.000	193.700.000
4861	439261 00696	TRUCK TRONTON	MITSUBISHI	FN 527 MSR (6X4) (CHASIS TRONTON)	2002	1,300	367.000.000	477.100.000
4862	439261 00696	TRUCK TRONTON	MITSUBISHI	FN 527 MSR (6X4) (CHASIS TRONTON)	2001	1,300	325.000.000	422.500.000
4863	439261 00696	TRUCK TRONTON	MITSUBISHI	FN 527 MSR (6X4) (CHASIS TRONTON)	2000	1,300	276.000.000	358.800.000
4864	439261 00696	TRUCK TRONTON	MITSUBISHI	FN 527 MSR (6X4) (CHASIS TRONTON)	1999	1,300	235.000.000	305.500.000
4865	439261 00697	TRUCK TRONTON	MITSUBISHI	FP 414 D / 17.171CC (CHASIS TRONTON)	1997	1,300	103.000.000	133.900.000
4866	439261 00698	TRUCK TRONTON	MITSUBISHI	FP 418 J / 7500CC (CHASIS TRONTON)	1995	1,300	103.000.000	133.900.000
4867	439261 00698	TRUCK TRONTON	MITSUBISHI	FP 418 J / 7500CC (CHASIS TRONTON)	1994	1,300	98.000.000	127.400.000
4868	439261 00698	TRUCK TRONTON	MITSUBISHI	FP 418 J / 7500CC (CHASIS TRONTON)	1993	1,300	95.000.000	123.500.000
4869	439261 00698	TRUCK TRONTON	MITSUBISHI	FP 418 J / 7500CC (CHASIS TRONTON)	1992	1,300	91.000.000	118.300.000
4870	439261 00698	TRUCK TRONTON	MITSUBISHI	FP 418 J / 7500CC (CHASIS TRONTON)	1991	1,300	87.000.000	113.100.000
4871	439261 00699	TRUCK TRONTON	MITSUBISHI	FS 410 U / 12.023CC (CHASIS TRONTON)	1997	1,300	148.000.000	192.400.000
4872	439261 00700	TRUCK TRONTON	MITSUBISHI	FS 415 U / 16.031CC (CHASIS TRONTON)	1997	1,300	133.000.000	172.900.000
4873	439261 00701	TRUCK TRONTON	MITSUBISHI	FS 416 N / 16.752CC (CHASIS TRONTON)	1997	1,300	137.000.000	178.100.000
4874	439261 00702	TRUCK TRONTON	MITSUBISHI	FS 418 N / 11.149CC (CHASIS TRONTON)	1996	1,300	130.000.000	169.000.000
4875	439261 00703	TRUCK TRONTON	MITSUBISHI	FS 418 T / 11.147CC (TRONTON)	1997	1,300	122.000.000	158.600.000
4876	439261 00704	TRUCK TRONTON	MITSUBISHI	FS 478 U / 11.149CC (CHASIS TRONTON)	2000	1,300	249.000.000	323.700.000
4877	439261 00705	TRUCK TRONTON	MITSUBISHI	FT 410 T / 12.023CC (CHASIS TRONTON)	1996	1,300	112.000.000	145.600.000
4878	439261 00706	TRUCK TRONTON	MITSUBISHI	FT 410 U / 12.023CC (CHASIS TRONTON)	1996	1,300	123.000.000	159.900.000
4879	439261 00707	TRUCK TRONTON	MITSUBISHI	FT 410 V / 12.023CC (CHASIS TRONTON)	1997	1,300	132.000.000	171.600.000
4880	439261 00710	TRUCK TRONTON	MITSUBISHI	FT 413L / 14.826CC (CHASIS TRONTON)	1997	1,300	148.000.000	192.400.000
4881	439261 00708	TRUCK TRONTON	MITSUBISHI	FT 413 N / 14.880CC (CHASIS TRONTON)	1996	1,300	115.000.000	149.500.000
4882	439261 00709	TRUCK TRONTON	MITSUBISHI	FT 413 R / 14.880CC (CHASIS TRONTON)	1996	1,300	130.000.000	169.000.000
4883	439261 00711	TRUCK TRONTON	MITSUBISHI	FT 415 T / 11.000CC (CHASIS TRONTON)	1996	1,300	113.000.000	146.900.000
4884	439261 00712	TRUCK TRONTON	MITSUBISHI	FT 416 P / 11.000CC (CHASIS TRONTON)	1996	1,300	121.000.000	157.300.000
4885	439261 00713	TRUCK TRONTON	MITSUBISHI	FT 418 K / 11.000CC (CHASIS TRONTON)	1996	1,300	108.000.000	140.400.000
4886	439261 00714	TRUCK TRONTON	MITSUBISHI	FT 418 L / 11.000CC (CHASIS TRONTON)	2000	1,300	167.000.000	217.100.000
4887	439261 00715	TRUCK TRONTON	MITSUBISHI	FT 418 N / 11.149CC (CHASIS TRONTON)	1996	1,300	109.000.000	141.700.000
4888	439261 00716	TRUCK TRONTON	MITSUBISHI	FT 418 T / 11.000CC (CHASIS TRONTON)	1997	1,300	142.000.000	184.600.000
4889	439261 00717	TRUCK TRONTON	MITSUBISHI	FT 418 V / 11.000CC (CHASIS TRONTON)	2000	1,300	155.000.000	201.500.000
4890	439261 00718	TRUCK TRONTON	MITSUBISHI	FT 418 V / 11.149CC (CHASIS TRONTON)	1997	1,300	129.000.000	167.700.000
4891	439261 00718	TRUCK TRONTON	MITSUBISHI	FT 418 V / 11.149CC (CHASIS TRONTON)	1996	1,300	120.000.000	156.000.000
4892	439261 00718	TRUCK TRONTON	MITSUBISHI	FT 418 V / 11.149CC (CHASIS TRONTON)	1995	1,300	105.000.000	136.500.000
4893	439261 00719	TRUCK TRONTON	MITSUBISHI	FT 517 VX / 11.945CC (CHASIS TRONTON)	1998	1,300	174.000.000	226.200.000
4894	439261 00721	TRUCK TRONTON	MITSUBISHI	FU 410 T / 12.023CC (CHASIS TRONTON)	2001	1,300	223.000.000	289.900.000
4895	439261 00722	TRUCK TRONTON	MITSUBISHI	FU 410 T / 20.089CC (CHASIS TRONTON)	1996	1,300	139.000.000	180.700.000
4896	439261 00720	TRUCK TRONTON	MITSUBISHI	FU 410 T (CHASIS TRONTON)	1998	1,300	142.000.000	184.600.000
4897	439261 00723	TRUCK TRONTON	MITSUBISHI	FU 410 TZ (CHASIS TRONTON)	1997	1,300	125.000.000	162.500.000

NO	KODING	JENIS	MEREK	TIPE	TH BUAT	BOBOT	NJKB	DP PKB
1	2	3	4	5	6	7	8	9
4898	439261 00724	TRUCK TRONTON	MITSUBISHI	FU 410 TZ (CHASIS TRONTON)12.023CC	2005	1,300	290.000.000	377.000.000
4899	439261 00725	TRUCK TRONTON	MITSUBISHI	FU 410 U / 11.000CC (CHASIS TRONTON)	1998	1,300	163.000.000	211.900.000
4900	439261 00725	TRUCK TRONTON	MITSUBISHI	FU 410 U / 11.000CC (CHASIS TRONTON)	1997	1,300	155.000.000	201.500.000
4901	439261 00725	TRUCK TRONTON	MITSUBISHI	FU 410 U / 11.000CC (CHASIS TRONTON)	1996	1,300	123.000.000	159.900.000
4902	439261 00726	TRUCK TRONTON	MITSUBISHI	FU 410 U / 12.023CC (CHASIS TRONTON)	2001	1,300	223.000.000	289.900.000
4903	439261 00726	TRUCK TRONTON	MITSUBISHI	FU 410 U / 12.023CC (CHASIS TRONTON)	1999	1,300	184.000.000	239.200.000
4904	439261 00727	TRUCK TRONTON	MITSUBISHI	FU 410 U / 12.023CC (TRONTON)	1998	1,300	197.000.000	256.100.000
4905	439261 00728	TRUCK TRONTON	MITSUBISHI	FU 410 UZ / 12.023CC (CHASIS TRONTON)	1997	1,300	136.000.000	176.800.000
4906	439261 00729	TRUCK TRONTON	MITSUBISHI	FU 410 V (CHASIS TRONTON)	1998	1,300	167.000.000	217.100.000
4907	439261 00730	TRUCK TRONTON	MITSUBISHI	FU 410 YZ (CHASIS TRONTON)	1999	1,300	154.000.000	200.200.000
4908	439261 00730	TRUCK TRONTON	MITSUBISHI	FU 410 YZ (CHASIS TRONTON)	1998	1,300	141.000.000	183.300.000
4909	439261 00732	TRUCK TRONTON	MITSUBISHI	FU 413 N / 11.000CC (CHASIS TRONTON)	1996	1,300	115.000.000	149.500.000
4910	439261 00731	TRUCK TRONTON	MITSUBISHI	FU 413 N (CHASIS TRONTON)	1997	1,300	136.000.000	176.800.000
4911	439261 00733	TRUCK TRONTON	MITSUBISHI	FU 413 P (CHASIS TRONTON)	1996	1,300	107.000.000	139.100.000
4912	439261 00734	TRUCK TRONTON	MITSUBISHI	FU 413 T / 11.149CC (CHASIS TRONTON)	1997	1,300	113.000.000	146.900.000
4913	439261 00735	TRUCK TRONTON	MITSUBISHI	FU 413 U / 11.149CC (CHASIS TRONTON)	1997	1,300	113.000.000	146.900.000
4914	439261 00735	TRUCK TRONTON	MITSUBISHI	FU 413 U / 11.149CC (CHASIS TRONTON)	1996	1,300	107.000.000	139.100.000
4915	439261 00735	TRUCK TRONTON	MITSUBISHI	FU 413 U / 11.149CC (CHASIS TRONTON)	1995	1,300	104.000.000	135.200.000
4916	439261 00735	TRUCK TRONTON	MITSUBISHI	FU 413 U / 11.149CC (CHASIS TRONTON)	1994	1,300	101.000.000	131.300.000
4917	439261 00735	TRUCK TRONTON	MITSUBISHI	FU 413 U / 11.149CC (CHASIS TRONTON)	1993	1,300	96.000.000	124.800.000
4918	439261 00735	TRUCK TRONTON	MITSUBISHI	FU 413 U / 11.149CC (CHASIS TRONTON)	1992	1,300	91.000.000	118.300.000
4919	439261 00736	TRUCK TRONTON	MITSUBISHI	FU 415 J (CHASIS TRONTON)	1997	1,300	164.000.000	213.200.000
4920	439261 00737	TRUCK TRONTON	MITSUBISHI	FU 415 K (CHASIS TRONTON)	1998	1,300	118.000.000	153.400.000
4921	439261 00737	TRUCK TRONTON	MITSUBISHI	FU 415 K (CHASIS TRONTON)	1997	1,300	113.000.000	146.900.000
4922	439261 00738	TRUCK TRONTON	MITSUBISHI	FU 415 L / R (CHASIS TRONTON)	1997	1,300	123.000.000	159.900.000
4923	439261 00739	TRUCK TRONTON	MITSUBISHI	FU 415 N / 11000CC (CHASIS TRONTON)	1998	1,300	150.000.000	195.000.000
4924	439261 00740	TRUCK TRONTON	MITSUBISHI	FU 415 P / 11.000CC (CHASIS TRONTON)	1996	1,300	103.000.000	133.900.000
4925	439261 00741	TRUCK TRONTON	MITSUBISHI	FU 415 S / 11.000CC (CHASIS TRONTON)	1997	1,300	113.000.000	146.900.000
4926	439261 00742	TRUCK TRONTON	MITSUBISHI	FU 415 S / 16.031CC (CHASIS TRONTON)	1998	1,300	151.000.000	196.300.000
4927	439261 00742	TRUCK TRONTON	MITSUBISHI	FU 415 S / 16.031CC (CHASIS TRONTON)	1997	1,300	123.000.000	159.900.000
4928	439261 00743	TRUCK TRONTON	MITSUBISHI	FU 415 T / 11.000CC (CHASIS TRONTON)	1997	1,300	113.000.000	146.900.000
4929	439261 00744	TRUCK TRONTON	MITSUBISHI	FU 415 U / 11.149CC (CHASIS TRONTON)	1997	1,300	113.000.000	146.900.000
4930	439261 00744	TRUCK TRONTON	MITSUBISHI	FU 415 U / 11.149CC (CHASIS TRONTON)	1996	1,300	111.000.000	144.300.000
4931	439261 00745	TRUCK TRONTON	MITSUBISHI	FU 415 U / 16.031CC (CHASIS TRONTON)	1997	1,300	143.000.000	185.900.000
4932	439261 00746	TRUCK TRONTON	MITSUBISHI	FU 416 S / 11.149CC (CHASIS TRONTON)	1996	1,300	122.000.000	158.600.000
4933	439261 00747	TRUCK TRONTON	MITSUBISHI	FU 416 S / 17.238CC (CHASIS TRONTON)	1998	1,300	146.000.000	189.800.000
4934	439261 00748	TRUCK TRONTON	MITSUBISHI	FU 416 T / 11.000CC (CHASIS TRONTON)	1997	1,300	113.000.000	146.900.000
4935	439261 00749	TRUCK TRONTON	MITSUBISHI	FU 416 U / 15.115CC (CHASIS TRONTON)	1996	1,300	122.000.000	158.600.000
4936	439261 00750	TRUCK TRONTON	MITSUBISHI	FU 418 C / 11.149CC (CHASIS TRONTON)	2000	1,300	127.000.000	165.100.000
4937	439261 00751	TRUCK TRONTON	MITSUBISHI	FU 418 L / 13.500CC (CHASIS TRONTON)	1996	1,300	123.000.000	159.900.000
4938	439261 00752	TRUCK TRONTON	MITSUBISHI	FU 418 N / 11.000CC (CHASIS TRONTON)	1995	1,300	96.000.000	124.800.000
4939	439261 00753	TRUCK TRONTON	MITSUBISHI	FU 418 N / 11.149CC (CHASIS TRONTON)	2000	1,300	135.000.000	175.500.000
4940	439261 00753	TRUCK TRONTON	MITSUBISHI	FU 418 N / 11.149CC (CHASIS TRONTON)	1999	1,300	133.000.000	172.900.000
4941	439261 00753	TRUCK TRONTON	MITSUBISHI	FU 418 N / 11.149CC (CHASIS TRONTON)	1998	1,300	131.000.000	170.300.000
4942	439261 00753	TRUCK TRONTON	MITSUBISHI	FU 418 N / 11.149CC (CHASIS TRONTON)	1997	1,300	129.000.000	167.700.000
4943	439261 00753	TRUCK TRONTON	MITSUBISHI	FU 418 N / 11.149CC (CHASIS TRONTON)	1996	1,300	127.000.000	165.100.000
4944	439261 00754	TRUCK TRONTON	MITSUBISHI	FU 418 S / 11.000CC (CHASIS TRONTON)	2000	1,300	153.000.000	198.900.000
4945	439261 00754	TRUCK TRONTON	MITSUBISHI	FU 418 S / 11.000CC (CHASIS TRONTON)	1997	1,300	127.000.000	165.100.000
4946	439261 00755	TRUCK TRONTON	MITSUBISHI	FU 418 S / 11.149CC (CHASIS TRONTON)	1997	1,300	127.000.000	165.100.000
4947	439261 00755	TRUCK TRONTON	MITSUBISHI	FU 418 S / 11.149CC (CHASIS TRONTON)	1996	1,300	117.000.000	152.100.000
4948	439261 00756	TRUCK TRONTON	MITSUBISHI	FU 418 T / 11.149CC (CHASIS TRONTON)	2001	1,300	140.000.000	182.000.000
4949	439261 00756	TRUCK TRONTON	MITSUBISHI	FU 418 T / 11.149CC (CHASIS TRONTON)	1997	1,300	130.000.000	169.000.000
4950	439261 00756	TRUCK TRONTON	MITSUBISHI	FU 418 T / 11.149CC (CHASIS TRONTON)	1996	1,300	119.000.000	154.700.000
4951	439261 00757	TRUCK TRONTON	MITSUBISHI	FU 418 T / 11.700CC (CHASIS TRONTON)	1996	1,300	120.000.000	156.000.000
4952	439261 00758	TRUCK TRONTON	MITSUBISHI	FU 418 T / 12.500CC (CHASIS TRONTON)	1997	1,300	136.000.000	176.800.000
4953	439261 00759	TRUCK TRONTON	MITSUBISHI	FU 418 T / 16.000CC (CHASIS TRONTON)	1999	1,300	171.000.000	222.300.000
4954	439261 00760	TRUCK TRONTON	MITSUBISHI	FU 418 U / 11.000CC (CHASIS TRONTON)	2000	1,300	128.000.000	166.400.000
4955	439261 00760	TRUCK TRONTON	MITSUBISHI	FU 418 U / 11.000CC (CHASIS TRONTON)	1997	1,300	105.000.000	136.500.000
4956	439261 00761	TRUCK TRONTON	MITSUBISHI	FU 418 U / 11.149CC (CHASIS TRONTON)	2001	1,300	142.000.000	184.600.000
4957	439261 00761	TRUCK TRONTON	MITSUBISHI	FU 418 U / 11.149CC (CHASIS TRONTON)	2000	1,300	130.000.000	169.000.000
4958	439261 00761	TRUCK TRONTON	MITSUBISHI	FU 418 U / 11.149CC (CHASIS TRONTON)	1999	1,300	125.000.000	162.500.000
4959	439261 00761	TRUCK TRONTON	MITSUBISHI	FU 418 U / 11.149CC (CHASIS TRONTON)	1998	1,300	120.000.000	156.000.000
4960	439261 00761	TRUCK TRONTON	MITSUBISHI	FU 418 U / 11.149CC (CHASIS TRONTON)	1997	1,300	110.000.000	143.000.000
4961	439261 00761	TRUCK TRONTON	MITSUBISHI	FU 418 U / 11.149CC (CHASIS TRONTON)	1996	1,300	98.000.000	127.400.000
4962	439261 00761	TRUCK TRONTON	MITSUBISHI	FU 418 U / 11.149CC (CHASIS TRONTON)	1995	1,300	96.000.000	124.800.000
4963	439261 00762	TRUCK TRONTON	MITSUBISHI	FU 419 N / 14.449CC (CHASIS TRONTON)	1997	1,300	121.000.000	157.300.000
4964	439261 00763	TRUCK TRONTON	MITSUBISHI	FU 419 N / 17.737CC (CHASIS TRONTON)	2000	1,300	180.000.000	234.000.000
4965	439261 00764	TRUCK TRONTON	MITSUBISHI	FU 419 U / 11.149CC (CHASIS TRONTON)	1997	1,300	128.000.000	166.400.000
4966	439261 00764	TRUCK TRONTON	MITSUBISHI	FU 419 U / 11.149CC (CHASIS TRONTON)	1996	1,300	120.000.000	156.000.000
4967	439261 00765	TRUCK TRONTON	MITSUBISHI	FU 419 U / 11490CC (CHASIS TRONTON)	1995	1,300	116.000.000	150.800.000
4968	439261 00766	TRUCK TRONTON	MITSUBISHI	FU 419 U / 17.238CC (CHASIS TRONTON)	1998	1,300	149.000.000	193.700.000
4969	439261 00767	TRUCK TRONTON	MITSUBISHI	FU 419 U / 17.737CC (CHASIS TRONTON)	2000	1,300	232.000.000	301.600.000
4970	439261 00767	TRUCK TRONTON	MITSUBISHI	FU 419 U / 17.737CC (CHASIS TRONTON)	1997	1,300	199.000.000	258.700.000
4971	439261 00768	TRUCK TRONTON	MITSUBISHI	FU 470 U / 13.500CC (CHASIS TRONTON)	1996	1,300	115.000.000	149.500.000
4972	439261 00769	TRUCK TRONTON	MITSUBISHI	FU 470 V / 17.737CC (CHASIS TRONTON)	1997	1,300	139.000.000	180.700.000
4973	439261 00770	TRUCK TRONTON	MITSUBISHI	FU 478 L (CHASIS TRONTON)	1997	1,300	132.000.000	171.600.000
4974	439261 00772	TRUCK TRONTON	MITSUBISHI	FU 478 N / 11.149CC (CHASIS TRONTON)	2006	1,300	265.000.000	344.500.000
4975	439261 00772	TRUCK TRONTON	MITSUBISHI	FU 478 N / 11.149CC (CHASIS TRONTON)	2000	1,300	135.000.000	175.500.000
4976	439261 00772	TRUCK TRONTON	MITSUBISHI	FU 478 N / 11.149CC (CHASIS TRONTON)	1999	1,300	130.000.000	169.000.000
4977	439261 00772	TRUCK TRONTON	MITSUBISHI	FU 478 N / 11.149CC (CHASIS TRONTON)	1998	1,300	127.500.000	165.750.000
4978	439261 00772	TRUCK TRONTON	MITSUBISHI	FU 478 N / 11.149CC (CHASIS TRONTON)	1997	1,300	115.000.000	149.500.000
4979	439261 00773	TRUCK TRONTON	MITSUBISHI	FU 478 N / 13.500CC (CHASIS TRONTON)	1996	1,300	103.000.000	133.900.000
4980	439261 00771	TRUCK TRONTON	MITSUBISHI	FU 478 N (CHASIS TRONTON)	1997	1,300	132.000.000	171.600.000
4981	439261 00775	TRUCK TRONTON	MITSUBISHI	FU 478 P / 11.149CC (CHASIS TRONTON)	2006	1,300	266.000.000	345.800.000
4982	439261 00776	TRUCK TRONTON	MITSUBISHI	FU 478 P / 12.500CC (CHASIS TRONTON)	1997	1,300	132.000.000	171.600.000
4983	439261 00774	TRUCK TRONTON	MITSUBISHI	FU 478 P (CHASIS TRONTON)	1996	1,300	116.000.000	150.800.000
4984	439261 00777	TRUCK TRONTON	MITSUBISHI	FU 478 S / 11.000CC (CHASIS TRONTON)	1997	1,300	153.000.000	198.900.000
4985	439261 00778	TRUCK TRONTON	MITSUBISHI	FU 478 T / 11.000CC (CHASIS TRONTON)	1997	1,300	132.000.000	171.600.000
4986	439261 00779	TRUCK TRONTON	MITSUBISHI	FU 478 T / 11.149CC (CHASIS TRONTON)	2005	1,300	386.000.000	501.800.000
4987	439261 00779	TRUCK TRONTON	MITSUBISHI	FU 478 T / 11.149CC (CHASIS TRONTON)	1995	1,300	116.000.000	150.800.000
4988	439261 00780	TRUCK TRONTON	MITSUBISHI	FU 478 U / 11.000CC (CHASIS TRONTON)	2004	1,300	279.000.000	362.700.000

NO	KODING	JENIS	MEREK	TIPE	TH BUAT	BOBOT	NJKB	DP PKB
1	2	3	4	5	6	7	8	9
4989	439261 00780	TRUCK TRONTON	MITSUBISHI	FU 478 U / 11.000CC (CHASIS TRONTON)	2003	1,300	277.000.000	360.100.000
4990	439261 00780	TRUCK TRONTON	MITSUBISHI	FU 478 U / 11.000CC (CHASIS TRONTON)	2002	1,300	271.000.000	352.300.000
4991	439261 00780	TRUCK TRONTON	MITSUBISHI	FU 478 U / 11.000CC (CHASIS TRONTON)	1998	1,300	140.000.000	182.000.000
4992	439261 00781	TRUCK TRONTON	MITSUBISHI	FU 478 U P/ 11.149CC (CHASIS TRONTON)	2006	1,300	285.000.000	370.500.000
4993	439261 00782	TRUCK TRONTON	MITSUBISHI	FU 50 NUZ / 14.200CC (CHASIS TRONTON)	2002	1,300	202.000.000	262.600.000
4994	439261 00783	TRUCK TRONTON	MITSUBISHI	FU 510 UZ / 12.023CC (CHASIS TRONTON)	2000	1,300	194.000.000	252.200.000
4995	439261 00784	TRUCK TRONTON	MITSUBISHI	FU 511 TY / 16.752CC (TRONTON)	1998	1,300	150.000.000	195.000.000
4996	439261 00785	TRUCK TRONTON	MITSUBISHI	FU 517 TX / 11.149CC (CHASIS TRONTON)	2000	1,300	205.000.000	266.500.000
4997	439261 00786	TRUCK TRONTON	MITSUBISHI	FU 517 TX / 11.945CC (CHASIS TRONTON)	2006	1,300	275.000.000	357.500.000
4998	439261 00787	TRUCK TRONTON	MITSUBISHI	FU 517 TZ / 11.945CC (CHASIS TRONTON)	2007	1,300	320.000.000	416.000.000
4999	439261 00788	TRUCK TRONTON	MITSUBISHI	FU 517 TZ / 12.023CC (CHASIS TRONTON)	2000	1,300	195.000.000	253.500.000
5000	439261 00789	TRUCK TRONTON	MITSUBISHI	FU 517 UZ / 12.023CC (CHASIS TRONTON)	2000	1,300	195.000.000	253.500.000
5001	439261 00790	TRUCK TRONTON	MITSUBISHI	FU 557 L (CHASIS TRONTON)	1997	1,300	112.000.000	145.600.000
5002	439261 00791	TRUCK TRONTON	MITSUBISHI	FU 577 VX / 11.149CC (CHASIS TRONTON)	2000	1,300	215.000.000	279.500.000
5003	439261 00792	TRUCK TRONTON	MITSUBISHI	FU 656 J (CHASIS TRONTON)	1997	1,300	99.000.000	128.700.000
5004	439261 00793	TRUCK TRONTON	MITSUBISHI	FUSO CBU FP 418 JR 48 (CHASIS TRONTON)	1993	1,300	74.000.000	96.200.000
5005	439261 00793	TRUCK TRONTON	MITSUBISHI	FUSO CBU FP 418 JR 48 (CHASIS TRONTON)	1992	1,300	69.000.000	89.700.000
5006	439261 00793	TRUCK TRONTON	MITSUBISHI	FUSO CBU FP 418 JR 48 (CHASIS TRONTON)	1991	1,300	64.000.000	83.200.000
5007	439261 00793	TRUCK TRONTON	MITSUBISHI	FUSO CBU FP 418 JR 48 (CHASIS TRONTON)	1990	1,300	59.000.000	76.700.000
5008	439261 00794	TRUCK TRONTON	MITSUBISHI	FUSO DIESEL FM 517 HRDK (CHASIS TRONTON) 7.545CC	2008	1,300	223.000.000	289.900.000
5009	439261 00794	TRUCK TRONTON	MITSUBISHI	FUSO DIESEL FM 517 HRDK (CHASIS TRONTON) 7.545CC	2007	1,300	212.000.000	275.600.000
5010	439261 00794	TRUCK TRONTON	MITSUBISHI	FUSO DIESEL FM 517 HRDK (CHASIS TRONTON) 7.545CC	2006	1,300	202.000.000	262.600.000
5011	439261 00794	TRUCK TRONTON	MITSUBISHI	FUSO DIESEL FM 517 HRDK (CHASIS TRONTON) 7.545CC	2005	1,300	192.000.000	249.600.000
5012	439261 00794	TRUCK TRONTON	MITSUBISHI	FUSO DIESEL FM 517 HRDK (CHASIS TRONTON) 7.545CC	2004	1,300	183.000.000	237.900.000
5013	439261 00794	TRUCK TRONTON	MITSUBISHI	FUSO DIESEL FM 517 HRDK (CHASIS TRONTON) 7.545CC	2003	1,300	174.000.000	226.200.000
5014	439261 00794	TRUCK TRONTON	MITSUBISHI	FUSO DIESEL FM 517 HRDK (CHASIS TRONTON) 7.545CC	2002	1,300	166.000.000	215.800.000
5015	439261 00794	TRUCK TRONTON	MITSUBISHI	FUSO DIESEL FM 517 HRDK (CHASIS TRONTON) 7.545CC	2001	1,300	158.000.000	205.400.000
5016	439261 00794	TRUCK TRONTON	MITSUBISHI	FUSO DIESEL FM 517 HRDK (CHASIS TRONTON) 7.545CC	2000	1,300	150.000.000	195.000.000
5017	439261 00794	TRUCK TRONTON	MITSUBISHI	FUSO DIESEL FM 517 HRDK (CHASIS TRONTON) 7.545CC	1999	1,300	145.000.000	188.500.000
5018	439261 00794	TRUCK TRONTON	MITSUBISHI	FUSO DIESEL FM 517 HRDK (CHASIS TRONTON) 7.545CC	1998	1,300	140.000.000	182.000.000
5019	439261 00794	TRUCK TRONTON	MITSUBISHI	FUSO DIESEL FM 517 HRDK (CHASIS TRONTON) 7.545CC	1997	1,300	133.000.000	172.900.000
5020	439261 00794	TRUCK TRONTON	MITSUBISHI	FUSO DIESEL FM 517 HRDK (CHASIS TRONTON) 7.545CC	1996	1,300	120.000.000	156.000.000
5021	439261 00794	TRUCK TRONTON	MITSUBISHI	FUSO DIESEL FM 517 HRDK (CHASIS TRONTON) 7.545CC	1995	1,300	107.000.000	139.100.000
5022	439261 00794	TRUCK TRONTON	MITSUBISHI	FUSO DIESEL FM 517 HRDK (CHASIS TRONTON) 7.545CC	1994	1,300	101.000.000	131.300.000
5023	439261 00794	TRUCK TRONTON	MITSUBISHI	FUSO DIESEL FM 517 HRDK (CHASIS TRONTON) 7.545CC	1993	1,300	94.000.000	122.200.000
5024	439261 00794	TRUCK TRONTON	MITSUBISHI	FUSO DIESEL FM 517 HRDK (CHASIS TRONTON) 7.545CC	1992	1,300	88.000.000	114.400.000
5025	439261 00794	TRUCK TRONTON	MITSUBISHI	FUSO DIESEL FM 517 HRDK (CHASIS TRONTON) 7.545CC	1991	1,300	86.000.000	111.800.000
5026	439261 00794	TRUCK TRONTON	MITSUBISHI	FUSO DIESEL FM 517 HRDK (CHASIS TRONTON) 7.545CC	1990	1,300	71.000.000	92.300.000
5027	439261 00795	TRUCK TRONTON	MITSUBISHI	FUSO F 510 UZ (CHASIS TRONTON) 12.023CC	2007	1,300	275.000.000	357.500.000
5028	439261 00796	TRUCK TRONTON	MITSUBISHI	FUSO FM 516 S / 6775CC (CHASIS TRONTON)	1996	1,300	81.000.000	105.300.000
5029	439261 00797	TRUCK TRONTON	MITSUBISHI	FUSO FN 517 M (6X2) 7545CC (CHASIS TRONTON)	2005	1,300	287.000.000	373.100.000
5030	439261 00797	TRUCK TRONTON	MITSUBISHI	FUSO FN 517 M (6X2) 7545CC (CHASIS TRONTON)	2004	1,300	285.000.000	370.500.000
5031	439261 00797	TRUCK TRONTON	MITSUBISHI	FUSO FN 517 M (6X2) 7545CC (CHASIS TRONTON)	2003	1,300	283.000.000	367.900.000
5032	439261 00797	TRUCK TRONTON	MITSUBISHI	FUSO FN 517 M (6X2) 7545CC (CHASIS TRONTON)	2002	1,300	279.000.000	362.700.000
5033	439261 00797	TRUCK TRONTON	MITSUBISHI	FUSO FN 517 M (6X2) 7545CC (CHASIS TRONTON)	2001	1,300	276.000.000	358.800.000
5034	439261 00797	TRUCK TRONTON	MITSUBISHI	FUSO FN 517 M (6X2) 7545CC (CHASIS TRONTON)	2000	1,300	205.000.000	266.500.000
5035	439261 00797	TRUCK TRONTON	MITSUBISHI	FUSO FN 517 M (6X2) 7545CC (CHASIS TRONTON)	1999	1,300	185.000.000	240.500.000
5036	439261 00797	TRUCK TRONTON	MITSUBISHI	FUSO FN 517 M (6X2) 7545CC (CHASIS TRONTON)	1998	1,300	175.000.000	227.500.000
5037	439261 00797	TRUCK TRONTON	MITSUBISHI	FUSO FN 517 M (6X2) 7545CC (CHASIS TRONTON)	1997	1,300	165.000.000	214.500.000
5038	439261 00797	TRUCK TRONTON	MITSUBISHI	FUSO FN 517 M (6X2) 7545CC (CHASIS TRONTON)	1996	1,300	155.000.000	201.500.000
5039	439261 00798	TRUCK TRONTON	MITSUBISHI	FUSO FN 517 MRDK 3 (6X2) (CHASIS TRONTON)	2000	1,300	235.000.000	305.500.000
5040	439261 00798	TRUCK TRONTON	MITSUBISHI	FUSO FN 517 MRDK 3 (6X2) (CHASIS TRONTON)	1999	1,300	181.000.000	235.300.000
5041	439261 00798	TRUCK TRONTON	MITSUBISHI	FUSO FN 517 MRDK 3 (6X2) (CHASIS TRONTON)	1998	1,300	171.000.000	222.300.000
5042	439261 00798	TRUCK TRONTON	MITSUBISHI	FUSO FN 517 MRDK 3 (6X2) (CHASIS TRONTON)	1997	1,300	146.000.000	189.800.000
5043	439261 00798	TRUCK TRONTON	MITSUBISHI	FUSO FN 517 MRDK 3 (6X2) (CHASIS TRONTON)	1996	1,300	91.000.000	118.300.000
5044	439261 00798	TRUCK TRONTON	MITSUBISHI	FUSO FN 517 MRDK 3 (6X2) (CHASIS TRONTON)	1995	1,300	84.000.000	109.200.000
5045	439261 00798	TRUCK TRONTON	MITSUBISHI	FUSO FN 517 MRDK 3 (6X2) (CHASIS TRONTON)	1994	1,300	78.000.000	101.400.000
5046	439261 00798	TRUCK TRONTON	MITSUBISHI	FUSO FN 517 MRDK 3 (6X2) (CHASIS TRONTON)	1993	1,300	73.000.000	94.900.000
5047	439261 00798	TRUCK TRONTON	MITSUBISHI	FUSO FN 517 MRDK 3 (6X2) (CHASIS TRONTON)	1992	1,300	67.000.000	87.100.000
5048	439261 00798	TRUCK TRONTON	MITSUBISHI	FUSO FN 517 MRDK 3 (6X2) (CHASIS TRONTON)	1991	1,300	62.000.000	80.600.000
5049	439261 00798	TRUCK TRONTON	MITSUBISHI	FUSO FN 517 MRDK 3 (6X2) (CHASIS TRONTON)	1990	1,300	57.000.000	74.100.000
5050	439261 00799	TRUCK TRONTON	MITSUBISHI	FUSO FN 517 MRDK 3 7545CC (6X2) (CHASIS TRONTON)	2004	1,300	283.000.000	367.900.000
5051	439261 00799	TRUCK TRONTON	MITSUBISHI	FUSO FN 517 MRDK 3 7545CC (6X2) (CHASIS TRONTON)	2003	1,300	281.000.000	365.300.000
5052	439261 00799	TRUCK TRONTON	MITSUBISHI	FUSO FN 517 MRDK 3 7545CC (6X2) (CHASIS TRONTON)	2002	1,300	279.000.000	362.700.000
5053	439261 00799	TRUCK TRONTON	MITSUBISHI	FUSO FN 517 MRDK 3 7545CC (6X2) (CHASIS TRONTON)	2001	1,300	276.000.000	358.800.000
5054	439261 00799	TRUCK TRONTON	MITSUBISHI	FUSO FN 517 MRDK 3 7545CC (6X2) (CHASIS TRONTON)	2000	1,300	268.000.000	348.400.000
5055	439261 00799	TRUCK TRONTON	MITSUBISHI	FUSO FN 517 MRDK 3 7545CC (6X2) (CHASIS TRONTON)	1999	1,300	260.000.000	338.000.000
5056	439261 00799	TRUCK TRONTON	MITSUBISHI	FUSO FN 517 MRDK 3 7545CC (6X2) (CHASIS TRONTON)	1998	1,300	252.000.000	327.600.000
5057	439261 00799	TRUCK TRONTON	MITSUBISHI	FUSO FN 517 MRDK 3 7545CC (6X2) (CHASIS TRONTON)	1997	1,300	244.000.000	317.200.000
5058	439261 00799	TRUCK TRONTON	MITSUBISHI	FUSO FN 517 MRDK 3 7545CC (6X2) (CHASIS TRONTON)	1996	1,300	237.000.000	308.100.000
5059	439261 00800	TRUCK TRONTON	MITSUBISHI	FUSO FN 527 M2 (6X4) (CHASIS TRONTON)	2007	1,300	317.000.000	412.100.000
5060	439261 00800	TRUCK TRONTON	MITSUBISHI	FUSO FN 527 M2 (6X4) (CHASIS TRONTON)	2006	1,300	311.000.000	404.300.000
5061	439261 00800	TRUCK TRONTON	MITSUBISHI	FUSO FN 527 M2 (6X4) (CHASIS TRONTON)	2005	1,300	301.000.000	391.300.000
5062	439261 00800	TRUCK TRONTON	MITSUBISHI	FUSO FN 527 M2 (6X4) (CHASIS TRONTON)	2004	1,300	297.000.000	386.100.000
5063	439261 00800	TRUCK TRONTON	MITSUBISHI	FUSO FN 527 M2 (6X4) (CHASIS TRONTON)	2003	1,300	294.000.000	382.200.000
5064	439261 00800	TRUCK TRONTON	MITSUBISHI	FUSO FN 527 M2 (6X4) (CHASIS TRONTON)	2002	1,300	291.000.000	378.300.000
5065	439261 00801	TRUCK TRONTON	MITSUBISHI	FUSO FN 527 M2L (6X4) (CHASIS TRONTON)	2007	1,300	304.000.000	395.200.000
5066	439261 00801	TRUCK TRONTON	MITSUBISHI	FUSO FN 527 M2L (6X4) (CHASIS TRONTON)	2006	1,300	302.000.000	392.600.000
5067	439261 00801	TRUCK TRONTON	MITSUBISHI	FUSO FN 527 M2L (6X4) (CHASIS TRONTON)	2005	1,300	300.000.000	390.000.000
5068	439261 00801	TRUCK TRONTON	MITSUBISHI	FUSO FN 527 M2L (6X4) (CHASIS TRONTON)	2004	1,300	298.000.000	387.400.000
5069	439261 00802	TRUCK TRONTON	MITSUBISHI	FUSO FU 410 U / 12.023CC (TRONTON)	1998	1,300	133.000.000	172.900.000
5070	439261 00803	TRUCK TRONTON	MITSUBISHI	FUSO FU 416 U / 16.031CC (CHASIS TRONTON)	1998	1,300	178.000.000	231.400.000
5071	439261 00804	TRUCK TRONTON	MITSUBISHI	FUSO FU 418 U (TRONTON)	1997	1,300	111.000.000	144.300.000
5072	439261 00805	TRUCK TRONTON	MITSUBISHI	FUSO FU 478 N / 11.031CC (CHASIS TRONTON)	2006	1,300	270.000.000	351.000.000
5073	439261 00806	TRUCK TRONTON	MITSUBISHI	FUSO FU 510 TX / 14.000CC (CHASIS TRONTON)	2001	1,300	190.000.000	247.000.000
5074	439261 00810	TRUCK TRONTON	MITSUBISHI	FUSO FV-415J 16.031CC (CHASIS TRONTON)	2006	1,300	225.000.000	292.500.000
5075	439261 00807	TRUCK TRONTON	MITSUBISHI	FUSO FV 415-J / (CHASIS TRONTON)	1999	1,300	173.000.000	224.900.000
5076	439261 00808	TRUCK TRONTON	MITSUBISHI	FUSO FV 415-R / (CHASIS TRONTON)	2008	1,300	276.000.000	358.800.000
5077	439261 00808	TRUCK TRONTON	MITSUBISHI	FUSO FV 415-R / (CHASIS TRONTON)	1999	1,300	177.000.000	230.100.000
5078	439261 00808	TRUCK TRONTON	MITSUBISHI	FUSO FV 415-R / (CHASIS TRONTON)	1998	1,300	168.000.000	218.400.000
5079	439261 00811	TRUCK TRONTON	MITSUBISHI	FUSO FV-416J 16.752CC (CHASIS TRONTON)	2006	1,300	225.000.000	292.500.000

NO	KODING	JENIS	MEREK	TIPE	TH BUAT	BOBOT	NJKB	DP PKB
1	2	3	4	5	6	7	8	9
5080	439261 00809	TRUCK TRONTON	MITSUBISHI	FUSO FV 419 J / (CHASIS TRONTON)	1999	1,300	192.000.000	249.600.000
5081	439261 00812	TRUCK TRONTON	MITSUBISHI	FV 413J (CHASIS TRONTON) 14880CC	2007	1,300	305.000.000	396.500.000
5082	439261 00813	TRUCK TRONTON	MITSUBISHI	FV 415 P / 11.000 (TRONTON)	1997	1,300	113.000.000	146.900.000
5083	439261 00814	TRUCK TRONTON	MITSUBISHI	FV 415 T (TRONTON)	1998	1,300	174.000.000	226.200.000
5084	439261 00816	TRUCK TRONTON	MITSUBISHI	FV 418 H / 11.149cc (DUMP TRONTON) EX TRUCK	1992	1,300	144.000.000	187.200.000
5085	439261 00815	TRUCK TRONTON	MITSUBISHI	FV 519 JX (TRONTON)	2007	1,300	277.000.000	360.100.000
5086	439284 00588	TRUCK TRONTON	NISSAN	CD 450 CVN / 12.503CC (CHASIS TRONTON)	1996	1,300	112.000.000	145.600.000
5087	439284 00589	TRUCK TRONTON	NISSAN	CD 450 MN / 11.000CC (CHASIS TRONTON)	1996	1,300	105.000.000	136.500.000
5088	439284 00590	TRUCK TRONTON	NISSAN	CD 450 MN / 16.991CC (CHASIS TRONTON)	2000	1,300	170.000.000	221.000.000
5089	439284 00591	TRUCK TRONTON	NISSAN	CD 450 NC / 11.149CC (CHASIS TRONTON)	1995	1,300	99.000.000	128.700.000
5090	439284 00592	TRUCK TRONTON	NISSAN	CD 450 NN / 11.000CC (CHASIS TRONTON)	2000	1,300	130.000.000	169.000.000
5091	439284 00592	TRUCK TRONTON	NISSAN	CD 450 NN / 11.000CC (CHASIS TRONTON)	1999	1,300	125.000.000	162.500.000
5092	439284 00592	TRUCK TRONTON	NISSAN	CD 450 NN / 11.000CC (CHASIS TRONTON)	1998	1,300	118.000.000	153.400.000
5093	439284 00592	TRUCK TRONTON	NISSAN	CD 450 NN / 11.000CC (CHASIS TRONTON)	1997	1,300	112.000.000	145.600.000
5094	439284 00593	TRUCK TRONTON	NISSAN	CD 450 UN / 11.149CC (CHASIS TRONTON)	1998	1,300	127.000.000	165.100.000
5095	439284 00593	TRUCK TRONTON	NISSAN	CD 450 UN / 11.149CC (CHASIS TRONTON)	1997	1,300	125.000.000	162.500.000
5096	439284 00593	TRUCK TRONTON	NISSAN	CD 450 UN / 11.149CC (CHASIS TRONTON)	1996	1,300	122.000.000	158.600.000
5097	439284 00594	TRUCK TRONTON	NISSAN	CD 450 V / 11.000CC (CHASIS TRONTON)	1996	1,300	114.000.000	148.200.000
5098	439284 00595	TRUCK TRONTON	NISSAN	CD 450 VC / 11.670CC (CHASIS TRONTON)	1997	1,300	120.000.000	156.000.000
5099	439284 00596	TRUCK TRONTON	NISSAN	CD 450 VN / 11.000CC (CHASIS TRONTON)	1997	1,300	124.000.000	161.200.000
5100	439284 00597	TRUCK TRONTON	NISSAN	CD 450 VN / 11.010CC (CHASIS TRONTON)	1997	1,300	135.000.000	175.500.000
5101	439284 00598	TRUCK TRONTON	NISSAN	CD 450 VN / 11.149CC (CHASIS TRONTON)	2000	1,300	170.000.000	221.000.000
5102	439284 00598	TRUCK TRONTON	NISSAN	CD 450 VN / 11.149CC (CHASIS TRONTON)	1999	1,300	165.000.000	214.500.000
5103	439284 00598	TRUCK TRONTON	NISSAN	CD 450 VN / 11.149CC (CHASIS TRONTON)	1998	1,300	160.000.000	208.000.000
5104	439284 00598	TRUCK TRONTON	NISSAN	CD 450 VN / 11.149CC (CHASIS TRONTON)	1997	1,300	128.000.000	166.400.000
5105	439284 00598	TRUCK TRONTON	NISSAN	CD 450 VN / 11.149CC (CHASIS TRONTON)	1996	1,300	120.000.000	156.000.000
5106	439284 00587	TRUCK TRONTON	NISSAN	CD 45/ 12.503CC (CHASIS TRONTON)	2007	1,300	260.000.000	338.000.000
5107	439284 00587	TRUCK TRONTON	NISSAN	CD 45/ 12.503CC (CHASIS TRONTON)	2000	1,300	180.000.000	234.000.000
5108	439284 00583	TRUCK TRONTON	NISSAN	CD 45 AVN / 15.100CC (CHASIS TRONTON)	1997	1,300	121.000.000	157.300.000
5109	439284 00584	TRUCK TRONTON	NISSAN	CD 45 CV (CHASIS TRONTON)	2000	1,300	163.000.000	211.900.000
5110	439284 00585	TRUCK TRONTON	NISSAN	CD 45 CW (CHASIS TRONTON) 12.503CC	2007	1,300	265.000.000	344.500.000
5111	439284 00586	TRUCK TRONTON	NISSAN	CD 45 H / 11.670CC (CHASIS TRONTON)	1997	1,300	134.000.000	174.200.000
5112	439284 00599	TRUCK TRONTON	NISSAN	CD 46 N / 11.000CC (CHASIS TRONTON)	1996	1,300	91.000.000	118.300.000
5113	439284 00600	TRUCK TRONTON	NISSAN	CD 46 SC / 11.670CC (CHASIS TRONTON)	1997	1,300	125.000.000	162.500.000
5114	439284 00601	TRUCK TRONTON	NISSAN	CD 46 U / 11.670CC (CHASIS TRONTON)	1996	1,300	117.000.000	152.100.000
5115	439284 00602	TRUCK TRONTON	NISSAN	CD 46 V / 11.670CC (CHASIS TRONTON)	1996	1,300	117.000.000	152.100.000
5116	439284 00603	TRUCK TRONTON	NISSAN	CD 46 VN / 11.149CC (CHASIS TRONTON)	1997	1,300	125.000.000	162.500.000
5117	439284 00605	TRUCK TRONTON	NISSAN	CD 50 VN / 11.000 (CHASIS TRONTON)	1996	1,300	110.000.000	143.000.000
5118	439284 00607	TRUCK TRONTON	NISSAN	CD 510 HN / 15.115CC (CHASIS TRONTON)	1999	1,300	155.000.000	201.500.000
5119	439284 00608	TRUCK TRONTON	NISSAN	CD 510 MN / 15.115CC (CHASIS TRONTON)	1997	1,300	105.000.000	136.500.000
5120	439284 00609	TRUCK TRONTON	NISSAN	CD 510 NN / 11.000CC (CHASIS TRONTON)	1996	1,300	122.000.000	158.600.000
5121	439284 00610	TRUCK TRONTON	NISSAN	CD 510 NN / 15.115CC (CHASIS TRONTON)	2016	1,300	623.000.000	809.900.000
5122	439284 00610	TRUCK TRONTON	NISSAN	CD 510 NN / 15.115CC (CHASIS TRONTON)	2000	1,300	177.000.000	230.100.000
5123	439284 00610	TRUCK TRONTON	NISSAN	CD 510 NN / 15.115CC (CHASIS TRONTON)	1999	1,300	122.000.000	158.600.000
5124	439284 00611	TRUCK TRONTON	NISSAN	CD 510 RN / 15.115CC (CHASIS TRONTON)	1998	1,300	144.000.000	187.200.000
5125	439284 00612	TRUCK TRONTON	NISSAN	CD 510 UN / 15.100CC (CHASIS TRONTON)	2000	1,300	148.000.000	192.400.000
5126	439284 00612	TRUCK TRONTON	NISSAN	CD 510 UN / 15.100CC (CHASIS TRONTON)	1999	1,300	140.000.000	182.000.000
5127	439284 00612	TRUCK TRONTON	NISSAN	CD 510 UN / 15.100CC (CHASIS TRONTON)	1998	1,300	135.000.000	175.500.000
5128	439284 00612	TRUCK TRONTON	NISSAN	CD 510 UN / 15.100CC (CHASIS TRONTON)	1997	1,300	128.000.000	166.400.000
5129	439284 00612	TRUCK TRONTON	NISSAN	CD 510 UN / 15.100CC (CHASIS TRONTON)	1996	1,300	121.000.000	157.300.000
5130	439284 00613	TRUCK TRONTON	NISSAN	CD 510 VN / 11.000CC (CHASIS TRONTON)	1996	1,300	120.000.000	156.000.000
5131	439284 00614	TRUCK TRONTON	NISSAN	CD 510 VN / 11.149CC (CHASIS TRONTON)	1995	1,300	104.000.000	135.200.000
5132	439284 00615	TRUCK TRONTON	NISSAN	CD 510 VN / 15.115CC (CHASIS TRONTON)	1999	1,300	135.000.000	175.500.000
5133	439284 00615	TRUCK TRONTON	NISSAN	CD 510 VN / 15.115CC (CHASIS TRONTON)	1998	1,300	125.000.000	162.500.000
5134	439284 00615	TRUCK TRONTON	NISSAN	CD 510 VN / 15.115CC (CHASIS TRONTON)	1997	1,300	123.000.000	159.900.000
5135	439284 00606	TRUCK TRONTON	NISSAN	CD 51 UN / 15.115CC (CHASIS TRONTON)	1996	1,300	133.000.000	172.900.000
5136	439284 00618	TRUCK TRONTON	NISSAN	CD 520 NN / 11.000CC (CHASIS TRONTON)	1996	1,300	109.000.000	141.700.000
5137	439284 00619	TRUCK TRONTON	NISSAN	CD 520 NN / 16.991CC (CHASIS TRONTON)	2001	1,300	210.000.000	273.000.000
5138	439284 00620	TRUCK TRONTON	NISSAN	CD 520 TN / 11.000CC (CHASIS TRONTON)	1996	1,300	125.000.000	162.500.000
5139	439284 00621	TRUCK TRONTON	NISSAN	CD 520 TN / 16.991CC (CHASIS TRONTON)	2001	1,300	207.000.000	269.100.000
5140	439284 00621	TRUCK TRONTON	NISSAN	CD 520 TN / 16.991CC (CHASIS TRONTON)	1999	1,300	154.000.000	200.200.000
5141	439284 00622	TRUCK TRONTON	NISSAN	CD 520 UN / 11.149CC (CHASIS TRONTON)	1995	1,300	103.000.000	133.900.000
5142	439284 00623	TRUCK TRONTON	NISSAN	CD 520 UN / 16.991CC (CHASIS TRONTON)	2003	1,300	249.000.000	323.700.000
5143	439284 00623	TRUCK TRONTON	NISSAN	CD 520 UN / 16.991CC (CHASIS TRONTON)	2001	1,300	207.000.000	269.100.000
5144	439284 00623	TRUCK TRONTON	NISSAN	CD 520 UN / 16.991CC (CHASIS TRONTON)	2000	1,300	140.000.000	182.000.000
5145	439284 00623	TRUCK TRONTON	NISSAN	CD 520 UN / 16.991CC (CHASIS TRONTON)	1999	1,300	133.000.000	172.900.000
5146	439284 00623	TRUCK TRONTON	NISSAN	CD 520 UN / 16.991CC (CHASIS TRONTON)	1998	1,300	123.000.000	159.900.000
5147	439284 00623	TRUCK TRONTON	NISSAN	CD 520 UN / 16.991CC (CHASIS TRONTON)	1997	1,300	116.000.000	150.800.000
5148	439284 00623	TRUCK TRONTON	NISSAN	CD 520 UN / 16.991CC (CHASIS TRONTON)	1996	1,300	112.000.000	145.600.000
5149	439284 00624	TRUCK TRONTON	NISSAN	CD 520 VN / 11.000CC (CHASIS TRONTON)	1996	1,300	109.000.000	141.700.000
5150	439284 00625	TRUCK TRONTON	NISSAN	CD 520 VN / 11.149CC (CHASIS TRONTON)	1995	1,300	115.000.000	149.500.000
5151	439284 00626	TRUCK TRONTON	NISSAN	CD 520 VN / 13.500CC (CHASIS TRONTON)	2000	1,300	182.000.000	236.600.000
5152	439284 00627	TRUCK TRONTON	NISSAN	CD 520 VN / 16.991CC (CHASIS TRONTON)	2003	1,300	209.000.000	271.700.000
5153	439284 00627	TRUCK TRONTON	NISSAN	CD 520 VN / 16.991CC (CHASIS TRONTON)	2000	1,300	175.000.000	227.500.000
5154	439284 00627	TRUCK TRONTON	NISSAN	CD 520 VN / 16.991CC (CHASIS TRONTON)	1999	1,300	170.000.000	221.000.000
5155	439284 00616	TRUCK TRONTON	NISSAN	CD 52 BN / 16.991CC (CHASIS TRONTON)	1998	1,300	153.000.000	198.900.000
5156	439284 00617	TRUCK TRONTON	NISSAN	CD 52 BRF / 15.115CC (CHASIS TRONTON)	1998	1,300	148.000.000	192.400.000
5157	439284 00635	TRUCK TRONTON	NISSAN	CD 530 VH / 11.000CC (CHASIS TRONTON)	1997	1,300	129.000.000	167.700.000
5158	439284 00637	TRUCK TRONTON	NISSAN	CD 530 VN / 17.990CC (CHASIS TRONTON)	2001	1,300	223.000.000	289.900.000
5159	439284 00637	TRUCK TRONTON	NISSAN	CD 530 VN / 17.990CC (CHASIS TRONTON)	2000	1,300	180.000.000	234.000.000
5160	439284 00636	TRUCK TRONTON	NISSAN	CD 530 VN (CHASIS TRONTON)	2000	1,300	188.000.000	244.400.000
5161	439284 00636	TRUCK TRONTON	NISSAN	CD 530 VN (CHASIS TRONTON)	1999	1,300	178.000.000	231.400.000
5162	439284 00636	TRUCK TRONTON	NISSAN	CD 530 VN (CHASIS TRONTON)	1998	1,300	165.000.000	214.500.000
5163	439284 00636	TRUCK TRONTON	NISSAN	CD 530 VN (CHASIS TRONTON)	1997	1,300	150.000.000	195.000.000
5164	439284 00636	TRUCK TRONTON	NISSAN	CD 530 VN (CHASIS TRONTON)	1996	1,300	143.000.000	185.900.000
5165	439284 00628	TRUCK TRONTON	NISSAN	CD 53 CVN (CHASIS TRONTON)	1998	1,300	180.000.000	234.000.000
5166	439284 00629	TRUCK TRONTON	NISSAN	CD 53 N / 11.000CC (TRONTON)	1996	1,300	102.000.000	132.600.000
5167	439284 00629	TRUCK TRONTON	NISSAN	CD 53 N / 11.000CC (TRONTON)	1995	1,300	86.000.000	111.800.000
5168	439284 00630	TRUCK TRONTON	NISSAN	CD 53 S / 15.100CC (TRONTON)	1997	1,300	125.000.000	162.500.000
5169	439284 00630	TRUCK TRONTON	NISSAN	CD 53 S / 15.100CC (TRONTON)	1996	1,300	114.000.000	148.200.000
5170	439284 00632	TRUCK TRONTON	NISSAN	CD 53 V / 11.149CC (CHASIS TRONTON)	1996	1,300	115.000.000	149.500.000

NO	KODING	JENIS	MEREK	TIPE	TH BUAT	BOBOT	NJKB	DP PKB
1	2	3	4	5	6	7	8	9
5171	439284 00634	TRUCK TRONTON	NISSAN	CD 53 V / 15.1 (CHASIS TRONTON)	2006	1,300	325.000.000	422.500.000
5172	439284 00633	TRUCK TRONTON	NISSAN	CD 53 V / 15..1 (CHASIS TRONTON) 15.115CC	2006	1,300	325.000.000	422.500.000
5173	439284 00631	TRUCK TRONTON	NISSAN	CD 53 V (CHASIS TRONTON)	1993	1,300	116.000.000	150.800.000
5174	439284 00638	TRUCK TRONTON	NISSAN	CD 54 N / 11.149CC (CHASIS TRONTON)	1996	1,300	117.000.000	152.100.000
5175	439284 00639	TRUCK TRONTON	NISSAN	CD 54 S / 11.149CC (CHASIS TRONTON)	2015	1,300	465.000.000	604.500.000
5176	439284 00639	TRUCK TRONTON	NISSAN	CD 54 S / 11.149CC (CHASIS TRONTON)	2014	1,300	449.000.000	583.700.000
5177	439284 00639	TRUCK TRONTON	NISSAN	CD 54 S / 11.149CC (CHASIS TRONTON)	1997	1,300	151.000.000	196.300.000
5178	439284 00640	TRUCK TRONTON	NISSAN	CD 54 U / 11.000CC (CHASIS TRONTON)	1996	1,300	103.000.000	133.900.000
5179	439284 00641	TRUCK TRONTON	NISSAN	CD 54 U / 15.115CC (CHASIS TRONTON)	1997	1,300	125.000.000	162.500.000
5180	439284 00642	TRUCK TRONTON	NISSAN	CD 54 V / 11.149CC (CHASIS TRONTON)	1997	1,300	93.000.000	120.900.000
5181	439284 00642	TRUCK TRONTON	NISSAN	CD 54 V / 11.149CC (CHASIS TRONTON)	1996	1,300	92.000.000	119.600.000
5182	439284 00642	TRUCK TRONTON	NISSAN	CD 54 V / 11.149CC (CHASIS TRONTON)	1995	1,300	91.000.000	118.300.000
5183	439284 00643	TRUCK TRONTON	NISSAN	CD 54 V / 16.991CC (CHASIS TRONTON)	1997	1,300	125.000.000	162.500.000
5184	439284 00644	TRUCK TRONTON	NISSAN	CD 55 CVNV / (CHASIS TRONTON)	2002	1,300	265.000.000	344.500.000
5185	439284 00604	TRUCK TRONTON	NISSAN	CD 5 AN / 11.000CC (CHASIS TRONTON)	1996	1,300	89.000.000	115.700.000
5186	439284 00647	TRUCK TRONTON	NISSAN	CDA 12 M2 AT (CHASIS TRONTON)	2004	1,300	288.000.000	374.400.000
5187	439284 00647	TRUCK TRONTON	NISSAN	CDA 12 M2 AT (CHASIS TRONTON)	2003	1,300	286.000.000	371.800.000
5188	439284 00647	TRUCK TRONTON	NISSAN	CDA 12 M2 AT (CHASIS TRONTON)	2002	1,300	279.000.000	362.700.000
5189	439284 00645	TRUCK TRONTON	NISSAN	CDA 12 M (6X2) (CHASIS TRONTON)	2001	1,300	248.000.000	322.400.000
5190	439284 00645	TRUCK TRONTON	NISSAN	CDA 12 M (6X2) (CHASIS TRONTON)	2000	1,300	206.000.000	267.800.000
5191	439284 00645	TRUCK TRONTON	NISSAN	CDA 12 M (6X2) (CHASIS TRONTON)	1999	1,300	171.000.000	222.300.000
5192	439284 00645	TRUCK TRONTON	NISSAN	CDA 12 M (6X2) (CHASIS TRONTON)	1998	1,300	142.000.000	184.600.000
5193	439284 00645	TRUCK TRONTON	NISSAN	CDA 12 M (6X2) (CHASIS TRONTON)	1997	1,300	118.000.000	153.400.000
5194	439284 00645	TRUCK TRONTON	NISSAN	CDA 12 M (6X2) (CHASIS TRONTON)	1996	1,300	83.000.000	107.900.000
5195	439284 00645	TRUCK TRONTON	NISSAN	CDA 12 M (6X2) (CHASIS TRONTON)	1995	1,300	77.000.000	100.100.000
5196	439284 00645	TRUCK TRONTON	NISSAN	CDA 12 M (6X2) (CHASIS TRONTON)	1994	1,300	72.000.000	93.600.000
5197	439284 00645	TRUCK TRONTON	NISSAN	CDA 12 M (6X2) (CHASIS TRONTON)	1993	1,300	67.000.000	87.100.000
5198	439284 00645	TRUCK TRONTON	NISSAN	CDA 12 M (6X2) (CHASIS TRONTON)	1992	1,300	62.000.000	80.600.000
5199	439284 00645	TRUCK TRONTON	NISSAN	CDA 12 M (6X2) (CHASIS TRONTON)	1991	1,300	57.000.000	74.100.000
5200	439284 00645	TRUCK TRONTON	NISSAN	CDA 12 M (6X2) (CHASIS TRONTON)	1990	1,300	53.000.000	68.900.000
5201	439284 00645	TRUCK TRONTON	NISSAN	CDA 12 M (6X2) (CHASIS TRONTON)	1989	1,300	50.000.000	65.000.000
5202	439284 00646	TRUCK TRONTON	NISSAN	CDA 12 M / M2 (CHASIS TRONTON)	2004	1,300	288.000.000	374.400.000
5203	439284 00646	TRUCK TRONTON	NISSAN	CDA 12 M / M2 (CHASIS TRONTON)	2003	1,300	286.000.000	371.800.000
5204	439284 00646	TRUCK TRONTON	NISSAN	CDA 12 M / M2 (CHASIS TRONTON)	2002	1,300	280.000.000	364.000.000
5205	439284 00648	TRUCK TRONTON	NISSAN	CDA 12 MT (CHASIS TRONTON)	2004	1,300	279.000.000	362.700.000
5206	439284 00648	TRUCK TRONTON	NISSAN	CDA 12 MT (CHASIS TRONTON)	2003	1,300	277.000.000	360.100.000
5207	439284 00648	TRUCK TRONTON	NISSAN	CDA 12 MT (CHASIS TRONTON)	2002	1,300	271.000.000	352.300.000
5208	439284 00648	TRUCK TRONTON	NISSAN	CDA 12 MT (CHASIS TRONTON)	2001	1,300	248.000.000	322.400.000
5209	439284 00648	TRUCK TRONTON	NISSAN	CDA 12 MT (CHASIS TRONTON)	2000	1,300	206.000.000	267.800.000
5210	439284 00648	TRUCK TRONTON	NISSAN	CDA 12 MT (CHASIS TRONTON)	1999	1,300	171.000.000	222.300.000
5211	439284 00648	TRUCK TRONTON	NISSAN	CDA 12 MT (CHASIS TRONTON)	1998	1,300	142.000.000	184.600.000
5212	439284 00648	TRUCK TRONTON	NISSAN	CDA 12 MT (CHASIS TRONTON)	1997	1,300	118.000.000	153.400.000
5213	439284 00648	TRUCK TRONTON	NISSAN	CDA 12 MT (CHASIS TRONTON)	1996	1,300	82.000.000	106.600.000
5214	439284 00648	TRUCK TRONTON	NISSAN	CDA 12 MT (CHASIS TRONTON)	1995	1,300	77.000.000	100.100.000
5215	439284 00648	TRUCK TRONTON	NISSAN	CDA 12 MT (CHASIS TRONTON)	1994	1,300	71.000.000	92.300.000
5216	439284 00648	TRUCK TRONTON	NISSAN	CDA 12 MT (CHASIS TRONTON)	1993	1,300	66.000.000	85.800.000
5217	439284 00648	TRUCK TRONTON	NISSAN	CDA 12 MT (CHASIS TRONTON)	1992	1,300	61.000.000	79.300.000
5218	439284 00648	TRUCK TRONTON	NISSAN	CDA 12 MT (CHASIS TRONTON)	1991	1,300	56.000.000	72.800.000
5219	439284 00648	TRUCK TRONTON	NISSAN	CDA 12 MT (CHASIS TRONTON)	1990	1,300	52.000.000	67.600.000
5220	439284 00648	TRUCK TRONTON	NISSAN	CDA 12 MT (CHASIS TRONTON)	1989	1,300	49.000.000	63.700.000
5221	439284 00649	TRUCK TRONTON	NISSAN	CDA 260 M (CHASIS TRONTON)	2010	1,300	313.000.000	406.900.000
5222	439284 00649	TRUCK TRONTON	NISSAN	CDA 260 M (CHASIS TRONTON)	2009	1,300	295.000.000	383.500.000
5223	439284 00649	TRUCK TRONTON	NISSAN	CDA 260 M (CHASIS TRONTON)	2008	1,300	281.000.000	365.300.000
5224	439284 00649	TRUCK TRONTON	NISSAN	CDA 260 M (CHASIS TRONTON)	2007	1,300	238.000.000	309.400.000
5225	439284 00650	TRUCK TRONTON	NISSAN	CDA 260 S (CHASIS TRONTON)	2010	1,300	322.000.000	418.600.000
5226	439284 00650	TRUCK TRONTON	NISSAN	CDA 260 S (CHASIS TRONTON)	2009	1,300	304.000.000	395.200.000
5227	439284 00650	TRUCK TRONTON	NISSAN	CDA 260 S (CHASIS TRONTON)	2008	1,300	289.000.000	375.700.000
5228	439284 00650	TRUCK TRONTON	NISSAN	CDA 260 S (CHASIS TRONTON)	2007	1,300	240.000.000	312.000.000
5229	439284 00651	TRUCK TRONTON	NISSAN	CDA 260 X (CHASIS TRONTON)	2010	1,300	329.000.000	427.700.000
5230	439284 00651	TRUCK TRONTON	NISSAN	CDA 260 X (CHASIS TRONTON)	2009	1,300	310.000.000	403.000.000
5231	439284 00651	TRUCK TRONTON	NISSAN	CDA 260 X (CHASIS TRONTON)	2008	1,300	295.000.000	383.500.000
5232	439284 00651	TRUCK TRONTON	NISSAN	CDA 260 X (CHASIS TRONTON)	2007	1,300	242.000.000	314.600.000
5233	439284 00652	TRUCK TRONTON	NISSAN	CDA 260 X (CHASIS TRONTON) (6925)	2011	1,300	352.000.000	457.600.000
5234	439284 00653	TRUCK TRONTON	NISSAN	CF 520 GN / 16.991CC (CHASIS TRONTON)	2000	1,300	188.000.000	244.400.000
5235	439284 00654	TRUCK TRONTON	NISSAN	CG 520 WZ (TRONTON KEMUDI KEMBAR)	1998	1,300	191.000.000	248.300.000
5236	439284 00654	TRUCK TRONTON	NISSAN	CG 520 WZ (TRONTON KEMUDI KEMBAR)	1997	1,300	174.000.000	226.200.000
5237	439284 00654	TRUCK TRONTON	NISSAN	CG 520 WZ (TRONTON KEMUDI KEMBAR)	1996	1,300	157.000.000	204.100.000
5238	439284 00655	TRUCK TRONTON	NISSAN	CGB 520 T (CHASIS TRONTON KEMUDI KEMBAR)	1998	1,300	180.000.000	234.000.000
5239	439284 00655	TRUCK TRONTON	NISSAN	CGB 520 T (CHASIS TRONTON KEMUDI KEMBAR)	1997	1,300	164.000.000	213.200.000
5240	439284 00656	TRUCK TRONTON	NISSAN	CK 450 UN / 11.149CC (TRONTON)	1996	1,300	105.000.000	136.500.000
5241	439284 00657	TRUCK TRONTON	NISSAN	CKA 12 M (TRONTON)	1989	1,300	61.000.000	79.300.000
5242	439284 00657	TRUCK TRONTON	NISSAN	CKA 12 M (TRONTON)	1988	1,300	56.000.000	72.800.000
5243	439284 00658	TRUCK TRONTON	NISSAN	CKA 87 H 7412CC (CHASIS TRONTON)	2000	1,300	147.000.000	191.100.000
5244	439284 00658	TRUCK TRONTON	NISSAN	CKA 87 H 7412CC (CHASIS TRONTON)	1999	1,300	122.000.000	158.600.000
5245	439284 00658	TRUCK TRONTON	NISSAN	CKA 87 H 7412CC (CHASIS TRONTON)	1998	1,300	101.000.000	131.300.000
5246	439284 00658	TRUCK TRONTON	NISSAN	CKA 87 H 7412CC (CHASIS TRONTON)	1997	1,300	84.000.000	109.200.000
5247	439284 00658	TRUCK TRONTON	NISSAN	CKA 87 H 7412CC (CHASIS TRONTON)	1996	1,300	67.000.000	87.100.000
5248	439284 00658	TRUCK TRONTON	NISSAN	CKA 87 H 7412CC (CHASIS TRONTON)	1995	1,300	65.000.000	84.500.000
5249	439284 00658	TRUCK TRONTON	NISSAN	CKA 87 H 7412CC (CHASIS TRONTON)	1994	1,300	63.000.000	81.900.000
5250	439284 00658	TRUCK TRONTON	NISSAN	CKA 87 H 7412CC (CHASIS TRONTON)	1993	1,300	61.000.000	79.300.000
5251	439284 00658	TRUCK TRONTON	NISSAN	CKA 87 H 7412CC (CHASIS TRONTON)	1992	1,300	56.000.000	72.800.000
5252	439284 00658	TRUCK TRONTON	NISSAN	CKA 87 H 7412CC (CHASIS TRONTON)	1991	1,300	52.000.000	67.600.000
5253	439284 00658	TRUCK TRONTON	NISSAN	CKA 87 H 7412CC (CHASIS TRONTON)	1990	1,300	49.000.000	63.700.000
5254	439284 00659	TRUCK TRONTON	NISSAN	CP 88 S / 7.412CC (CHASIS TRONTON)	1996	1,300	112.000.000	145.600.000
5255	439284 00660	TRUCK TRONTON	NISSAN	CV 320 YN / 11.149CC (CHASIS TRONTON)	1996	1,300	85.000.000	110.500.000
5256	439284 00664	TRUCK TRONTON	NISSAN	CV 450 MN / 11.149CC (CHASIS TRONTON)	1996	1,300	116.000.000	150.800.000
5257	439284 00665	TRUCK TRONTON	NISSAN	CV 450 SN (CHASIS TRONTON KEMUDI KEMBAR)	1996	1,300	183.000.000	237.900.000
5258	439284 00661	TRUCK TRONTON	NISSAN	CV 45 BYN / 12.503CC (CHASIS TRONTON)	1998	1,300	146.000.000	189.800.000
5259	439284 00662	TRUCK TRONTON	NISSAN	CV 45 CV / 12.503CC (CHASIS TRONTON)	2000	1,300	176.000.000	228.800.000
5260	439284 00663	TRUCK TRONTON	NISSAN	CV 45 YN / 12.503CC (CHASIS TRONTON)	1997	1,300	137.000.000	178.100.000
5261	439284 00666	TRUCK TRONTON	NISSAN	CV 46 V / 11.149CC (TRONTON)	1996	1,300	117.000.000	152.100.000

NO	KODING	JENIS	MEREK	TIPE	TH BUAT	BOBOT	NJKB	DP PKB
1	2	3	4	5	6	7	8	9
5262	439284 00667	TRUCK TRONTON	NISSAN	CV 520 YN / 16.991CC (CHASIS TRONTON)	1996	1,300	112.000.000	145.600.000
5263	439284 00668	TRUCK TRONTON	NISSAN	CV 620 VN / 21.239CC (CHASIS TRONTON)	1997	1,300	145.000.000	188.500.000
5264	439284 00670	TRUCK TRONTON	NISSAN	CW 450 B / 11.000 (CHASIS TRONTON)	1997	1,300	119.000.000	154.700.000
5265	439284 00671	TRUCK TRONTON	NISSAN	CW 450 GNT / 11.149CC (TRONTON)	1998	1,300	138.000.000	179.400.000
5266	439284 00672	TRUCK TRONTON	NISSAN	CW 450 UN / 11.149CC (CHASIS TRONTON)	1997	1,300	131.000.000	170.300.000
5267	439284 00673	TRUCK TRONTON	NISSAN	CW 450 VN / 12.503CC (CHASIS TRONTON)	1997	1,300	128.000.000	166.400.000
5268	439284 00669	TRUCK TRONTON	NISSAN	CW 45 BPH / 11.670CC (CHASIS TRONTON)	2000	1,300	163.000.000	211.900.000
5269	439284 00669	TRUCK TRONTON	NISSAN	CW 45 BPH / 11.670CC (CHASIS TRONTON)	1999	1,300	155.000.000	201.500.000
5270	439284 00669	TRUCK TRONTON	NISSAN	CW 45 BPH / 11.670CC (CHASIS TRONTON)	1998	1,300	147.000.000	191.100.000
5271	439284 00669	TRUCK TRONTON	NISSAN	CW 45 BPH / 11.670CC (CHASIS TRONTON)	1997	1,300	142.000.000	184.600.000
5272	439284 00674	TRUCK TRONTON	NISSAN	CW 46 H / 11.000CC (TRONTON)	1997	1,300	137.000.000	178.100.000
5273	439284 00675	TRUCK TRONTON	NISSAN	CW 46 HA / 15.115CC (CHASIS TRONTON)	1995	1,300	119.000.000	154.700.000
5274	439284 00676	TRUCK TRONTON	NISSAN	CW 46 N / 11.000CC (CHASIS TRONTON)	1996	1,300	103.000.000	133.900.000
5275	439284 00679	TRUCK TRONTON	NISSAN	CW 520 HN / 16.991CC (CHASIS TRONTON)	2000	1,300	168.000.000	218.400.000
5276	439284 00680	TRUCK TRONTON	NISSAN	CW 520 HN / 17.000CC (CHASIS TRONTON)	1997	1,300	119.000.000	154.700.000
5277	439284 00678	TRUCK TRONTON	NISSAN	CW 520 HN (CHASIS TRONTON)16.991CC	2006	1,300	254.000.000	330.200.000
5278	439284 00681	TRUCK TRONTON	NISSAN	CW 520 HV / 11.000CC (CHASIS TRONTON)	1997	1,300	119.000.000	154.700.000
5279	439284 00682	TRUCK TRONTON	NISSAN	CW 520 PN (TRONTON)	1999	1,300	185.000.000	240.500.000
5280	439284 00683	TRUCK TRONTON	NISSAN	CW 520 TN / 11.000CC (CHASIS TRONTON)	1997	1,300	119.000.000	154.700.000
5281	439284 00684	TRUCK TRONTON	NISSAN	CW 520 VN / 11.000CC (CHASIS TRONTON)	1996	1,300	113.000.000	146.900.000
5282	439284 00685	TRUCK TRONTON	NISSAN	CW 520 VN / 13.500CC (CHASIS TRONTON)	1993	1,300	90.000.000	117.000.000
5283	439284 00686	TRUCK TRONTON	NISSAN	CW 520 VN / 16.991CC (CHASIS TRONTON)	1997	1,300	119.000.000	154.700.000
5284	439284 00677	TRUCK TRONTON	NISSAN	CW 52 S (CHASIS TRONTON)	1992	1,300	122.000.000	158.600.000
5285	439284 00692	TRUCK TRONTON	NISSAN	CW 530 HV / 17.990CC (CHASIS TRONTON)	1998	1,300	158.000.000	205.400.000
5286	439284 00693	TRUCK TRONTON	NISSAN	CW 538N / 16.991CC (CHASIS TRONTON)	1998	1,300	150.000.000	195.000.000
5287	439284 00689	TRUCK TRONTON	NISSAN	CW 53 H/11.000 CC (TRONTON)	1997	1,300	123.000.000	159.900.000
5288	439284 00688	TRUCK TRONTON	NISSAN	CW 53 H / 11.149CC (CHASIS TRONTON)	1996	1,300	121.000.000	157.300.000
5289	439284 00688	TRUCK TRONTON	NISSAN	CW 53 H / 11.149CC (CHASIS TRONTON)	1995	1,300	111.000.000	144.300.000
5290	439284 00688	TRUCK TRONTON	NISSAN	CW 53 H / 11.149CC (CHASIS TRONTON)	1994	1,300	104.000.000	135.200.000
5291	439284 00687	TRUCK TRONTON	NISSAN	CW 53 H (CHASIS TRONTON)	1998	1,300	150.000.000	195.000.000
5292	439284 00690	TRUCK TRONTON	NISSAN	CW 53 P / 11.149CC (CHASIS TRONTON)	1998	1,300	130.000.000	169.000.000
5293	439284 00690	TRUCK TRONTON	NISSAN	CW 53 P / 11.149CC (CHASIS TRONTON)	1997	1,300	124.000.000	161.200.000
5294	439284 00690	TRUCK TRONTON	NISSAN	CW 53 P / 11.149CC (CHASIS TRONTON)	1996	1,300	118.000.000	153.400.000
5295	439284 00691	TRUCK TRONTON	NISSAN	CW 53 XHH (CHASIS TRONTON)	2002	1,300	187.000.000	243.100.000
5296	439284 00694	TRUCK TRONTON	NISSAN	CW 54 H / 15.115CC (CHASIS TRONTON)	1997	1,300	125.000.000	162.500.000
5297	439284 00694	TRUCK TRONTON	NISSAN	CW 54 H / 15.115CC (CHASIS TRONTON)	1996	1,300	123.000.000	159.900.000
5298	439284 00694	TRUCK TRONTON	NISSAN	CW 54 H / 15.115CC (CHASIS TRONTON)	1995	1,300	120.000.000	156.000.000
5299	439284 00695	TRUCK TRONTON	NISSAN	CW 54 H / 16.991CC (CHASIS TRONTON)	1999	1,300	145.000.000	188.500.000
5300	439284 00695	TRUCK TRONTON	NISSAN	CW 54 H / 16.991CC (CHASIS TRONTON)	1998	1,300	132.000.000	171.600.000
5301	439284 00695	TRUCK TRONTON	NISSAN	CW 54 H / 16.991CC (CHASIS TRONTON)	1997	1,300	122.000.000	158.600.000
5302	439284 00695	TRUCK TRONTON	NISSAN	CW 54 H / 16.991CC (CHASIS TRONTON)	1996	1,300	121.000.000	157.300.000
5303	439284 00695	TRUCK TRONTON	NISSAN	CW 54 H / 16.991CC (CHASIS TRONTON)	1995	1,300	120.000.000	156.000.000
5304	439284 00695	TRUCK TRONTON	NISSAN	CW 54 H / 16.991CC (CHASIS TRONTON)	1994	1,300	118.000.000	153.400.000
5305	439284 00695	TRUCK TRONTON	NISSAN	CW 54 H / 16.991CC (CHASIS TRONTON)	1993	1,300	117.000.000	152.100.000
5306	439284 00695	TRUCK TRONTON	NISSAN	CW 54 H / 16.991CC (CHASIS TRONTON)	1992	1,300	116.000.000	150.800.000
5307	439284 00696	TRUCK TRONTON	NISSAN	CW 54 HA / 15.115CC (CHASIS TRONTON)	1995	1,300	119.000.000	154.700.000
5308	439284 00697	TRUCK TRONTON	NISSAN	CW 54 P / 16.991CC (CHASIS TRONTON)	1997	1,300	146.000.000	189.800.000
5309	439284 00698	TRUCK TRONTON	NISSAN	CW 54 P / 7.500CC (CHASIS TRONTON)	1996	1,300	117.000.000	152.100.000
5310	439284 00699	TRUCK TRONTON	NISSAN	CW 54 S / 11.149CC (CHASIS TRONTON)	1996	1,300	134.000.000	174.200.000
5311	439284 00700	TRUCK TRONTON	NISSAN	CW 54 U / 11.149CC (CHASIS TRONTON)	1996	1,300	117.000.000	152.100.000
5312	439284 00701	TRUCK TRONTON	NISSAN	CW 54 V / 16.991CC (CHASIS TRONTON)	1996	1,300	107.000.000	139.100.000
5313	439284 00702	TRUCK TRONTON	NISSAN	CW 55 AHN (CHASIS TRONTON)	2008	1,300	290.000.000	377.000.000
5314	439284 00703	TRUCK TRONTON	NISSAN	CW 610 SN / 18.894CC (TRONTON)	1998	1,300	141.000.000	183.300.000
5315	439284 00704	TRUCK TRONTON	NISSAN	CW 610 VN / 11.149CC (CHASIS TRONTON)	1996	1,300	112.000.000	145.600.000
5316	439284 00705	TRUCK TRONTON	NISSAN	CW 610 VN / 15.115CC (CHASIS TRONTON)	1997	1,300	119.000.000	154.700.000
5317	439284 00709	TRUCK TRONTON	NISSAN	CW610VN (SELF LOADER CHASIS TRONTON) 18.094CC	2006	1,300	285.000.000	370.500.000
5318	439284 00706	TRUCK TRONTON	NISSAN	CW 620 HV / 21.239CC (CHASIS TRONTON)	1996	1,300	161.000.000	209.300.000
5319	439284 00707	TRUCK TRONTON	NISSAN	CW 620 PN / 21.239CC (CHASIS TRONTON)	1998	1,300	179.000.000	232.700.000
5320	439284 00708	TRUCK TRONTON	NISSAN	CW 66 VE / 16.991CC (CHASIS TRONTON)	1998	1,300	109.000.000	141.700.000
5321	439284 00708	TRUCK TRONTON	NISSAN	CW 66 VE / 16.991CC (CHASIS TRONTON)	1997	1,300	104.000.000	135.200.000
5322	439284 00708	TRUCK TRONTON	NISSAN	CW 66 VE / 16.991CC (CHASIS TRONTON)	1996	1,300	99.000.000	128.700.000
5323	439284 00708	TRUCK TRONTON	NISSAN	CW 66 VE / 16.991CC (CHASIS TRONTON)	1995	1,300	94.000.000	122.200.000
5324	439284 00710	TRUCK TRONTON	NISSAN	CWA 12 MT (6X4) TURBO. (CHASIS TRONTON) 7412CC	2004	1,300	291.000.000	378.300.000
5325	439284 00710	TRUCK TRONTON	NISSAN	CWA 12 MT (6X4) TURBO. (CHASIS TRONTON) 7412CC	2003	1,300	289.000.000	375.700.000
5326	439284 00710	TRUCK TRONTON	NISSAN	CWA 12 MT (6X4) TURBO. (CHASIS TRONTON) 7412CC	2002	1,300	282.000.000	366.600.000
5327	439284 00710	TRUCK TRONTON	NISSAN	CWA 12 MT (6X4) TURBO. (CHASIS TRONTON) 7412CC	2001	1,300	260.000.000	338.000.000
5328	439284 00710	TRUCK TRONTON	NISSAN	CWA 12 MT (6X4) TURBO. (CHASIS TRONTON) 7412CC	2000	1,300	230.000.000	299.000.000
5329	439284 00710	TRUCK TRONTON	NISSAN	CWA 12 MT (6X4) TURBO. (CHASIS TRONTON) 7412CC	1999	1,300	210.000.000	273.000.000
5330	439284 00710	TRUCK TRONTON	NISSAN	CWA 12 MT (6X4) TURBO. (CHASIS TRONTON) 7412CC	1998	1,300	184.000.000	239.200.000
5331	439284 00710	TRUCK TRONTON	NISSAN	CWA 12 MT (6X4) TURBO. (CHASIS TRONTON) 7412CC	1997	1,300	154.000.000	200.200.000
5332	439284 00710	TRUCK TRONTON	NISSAN	CWA 12 MT (6X4) TURBO. (CHASIS TRONTON) 7412CC	1996	1,300	120.000.000	156.000.000
5333	439284 00710	TRUCK TRONTON	NISSAN	CWA 12 MT (6X4) TURBO. (CHASIS TRONTON) 7412CC	1995	1,300	105.000.000	136.500.000
5334	439284 00710	TRUCK TRONTON	NISSAN	CWA 12 MT (6X4) TURBO. (CHASIS TRONTON) 7412CC	1994	1,300	95.000.000	123.500.000
5335	439284 00710	TRUCK TRONTON	NISSAN	CWA 12 MT (6X4) TURBO. (CHASIS TRONTON) 7412CC	1993	1,300	90.000.000	117.000.000
5336	439284 00710	TRUCK TRONTON	NISSAN	CWA 12 MT (6X4) TURBO. (CHASIS TRONTON) 7412CC	1992	1,300	85.000.000	110.500.000
5337	439284 00710	TRUCK TRONTON	NISSAN	CWA 12 MT (6X4) TURBO. (CHASIS TRONTON) 7412CC	1991	1,300	75.000.000	97.500.000
5338	439284 00710	TRUCK TRONTON	NISSAN	CWA 12 MT (6X4) TURBO. (CHASIS TRONTON) 7412CC	1990	1,300	60.000.000	78.000.000
5339	439284 00710	TRUCK TRONTON	NISSAN	CWA 12 MT (6X4) TURBO. (CHASIS TRONTON) 7412CC	1989	1,300	51.000.000	66.300.000
5340	439284 00711	TRUCK TRONTON	NISSAN	CWA 12 TY TURBO (6X4) (CHASIS TRONTON)	1996	1,300	118.000.000	153.400.000
5341	439284 00711	TRUCK TRONTON	NISSAN	CWA 12 TY TURBO (6X4) (CHASIS TRONTON)	1995	1,300	110.000.000	143.000.000
5342	439284 00711	TRUCK TRONTON	NISSAN	CWA 12 TY TURBO (6X4) (CHASIS TRONTON)	1994	1,300	102.000.000	132.600.000
5343	439284 00711	TRUCK TRONTON	NISSAN	CWA 12 TY TURBO (6X4) (CHASIS TRONTON)	1993	1,300	94.000.000	122.200.000
5344	439284 00711	TRUCK TRONTON	NISSAN	CWA 12 TY TURBO (6X4) (CHASIS TRONTON)	1992	1,300	87.000.000	113.100.000
5345	439284 00711	TRUCK TRONTON	NISSAN	CWA 12 TY TURBO (6X4) (CHASIS TRONTON)	1991	1,300	81.000.000	105.300.000
5346	439284 00711	TRUCK TRONTON	NISSAN	CWA 12 TY TURBO (6X4) (CHASIS TRONTON)	1990	1,300	75.000.000	97.500.000
5347	439284 00711	TRUCK TRONTON	NISSAN	CWA 12 TY TURBO (6X4) (CHASIS TRONTON)	1989	1,300	69.000.000	89.700.000
5348	439284 00712	TRUCK TRONTON	NISSAN	CWA 260 M (CHASIS TRONTON)	2011	1,300	353.000.000	458.900.000
5349	439284 00712	TRUCK TRONTON	NISSAN	CWA 260 M (CHASIS TRONTON)	2010	1,300	336.000.000	436.800.000
5350	439284 00712	TRUCK TRONTON	NISSAN	CWA 260 M (CHASIS TRONTON)	2009	1,300	317.000.000	412.100.000
5351	439284 00712	TRUCK TRONTON	NISSAN	CWA 260 M (CHASIS TRONTON)	2008	1,300	302.000.000	392.600.000
5352	439284 00712	TRUCK TRONTON	NISSAN	CWA 260 M (CHASIS TRONTON)	2007	1,300	244.000.000	317.200.000

NO	KODING	JENIS	MEREK	TIPE	TH BUAT	BOBOT	NJKB	DP PKB
1	2	3	4	5	6	7	8	9
5353	439284 00713	TRUCK TRONTON	NISSAN	CWA 260 MX (CHASIS TRONTON)	2010	1,300	350.000.000	455.000.000
5354	439284 00713	TRUCK TRONTON	NISSAN	CWA 260 MX (CHASIS TRONTON)	2009	1,300	331.000.000	430.300.000
5355	439284 00713	TRUCK TRONTON	NISSAN	CWA 260 MX (CHASIS TRONTON)	2008	1,300	315.000.000	409.500.000
5356	439284 00713	TRUCK TRONTON	NISSAN	CWA 260 MX (CHASIS TRONTON)	2007	1,300	245.000.000	318.500.000
5357	439284 00714	TRUCK TRONTON	NISSAN	CWA 260 S (CHASIS TRONTON)	2010	1,300	345.000.000	448.500.000
5358	439284 00714	TRUCK TRONTON	NISSAN	CWA 260 S (CHASIS TRONTON)	2009	1,300	323.000.000	419.900.000
5359	439284 00714	TRUCK TRONTON	NISSAN	CWA 260 S (CHASIS TRONTON)	2008	1,300	308.000.000	400.400.000
5360	439284 00714	TRUCK TRONTON	NISSAN	CWA 260 S (CHASIS TRONTON)	2007	1,300	246.000.000	319.800.000
5361	439284 00715	TRUCK TRONTON	NISSAN	CWA 260 SX (CHASIS TRONTON)	2010	1,300	360.000.000	468.000.000
5362	439284 00715	TRUCK TRONTON	NISSAN	CWA 260 SX (CHASIS TRONTON)	2009	1,300	339.000.000	440.700.000
5363	439284 00715	TRUCK TRONTON	NISSAN	CWA 260 SX (CHASIS TRONTON)	2008	1,300	323.000.000	419.900.000
5364	439284 00715	TRUCK TRONTON	NISSAN	CWA 260 SX (CHASIS TRONTON)	2007	1,300	248.000.000	322.400.000
5365	439284 00716	TRUCK TRONTON	NISSAN	CWA 45 P / 11.670CC (CHASIS TRONTON)	2006	1,300	240.000.000	312.000.000
5366	439284 00717	TRUCK TRONTON	NISSAN	CWA 45 P / 15.000CC (CHASIS TRONTON)	1997	1,300	123.000.000	159.900.000
5367	439284 00718	TRUCK TRONTON	NISSAN	CWA 45 SHN 11.670CC (CHASIS TRONTON)	1997	1,300	124.000.000	161.200.000
5368	439284 00719	TRUCK TRONTON	NISSAN	CWA 53 S / 15.115CC (CHASIS TRONTON)	1998	1,300	121.000.000	157.300.000
5369	439284 00720	TRUCK TRONTON	NISSAN	CWM 330 HM (CHASIS TRONTON)	2010	1,300	445.000.000	578.500.000
5370	439284 00720	TRUCK TRONTON	NISSAN	CWM 330 HM (CHASIS TRONTON)	2009	1,300	420.000.000	546.000.000
5371	439284 00720	TRUCK TRONTON	NISSAN	CWM 330 HM (CHASIS TRONTON)	2008	1,300	400.000.000	520.000.000
5372	439284 00720	TRUCK TRONTON	NISSAN	CWM 330 HM (CHASIS TRONTON)	2007	1,300	335.000.000	435.500.000
5373	439284 00721	TRUCK TRONTON	NISSAN	CWM 330 HZ (CHASIS TRONTON)	2009	1,300	395.000.000	513.500.000
5374	439284 00721	TRUCK TRONTON	NISSAN	CWM 330 HZ (CHASIS TRONTON)	2008	1,300	376.000.000	488.800.000
5375	439284 00722	TRUCK TRONTON	NISSAN	CWM 330 M (CHASIS TRONTON)	2010	1,300	440.000.000	572.000.000
5376	439284 00722	TRUCK TRONTON	NISSAN	CWM 330 M (CHASIS TRONTON)	2009	1,300	413.000.000	536.900.000
5377	439284 00722	TRUCK TRONTON	NISSAN	CWM 330 M (CHASIS TRONTON)	2008	1,300	393.000.000	510.900.000
5378	439284 00722	TRUCK TRONTON	NISSAN	CWM 330 M (CHASIS TRONTON)	2007	1,300	325.000.000	422.500.000
5379	439284 00723	TRUCK TRONTON	NISSAN	CWM 430 MHRT (CHASIS TRONTON)	2004	1,300	379.000.000	492.700.000
5380	439284 00723	TRUCK TRONTON	NISSAN	CWM 430 MHRT (CHASIS TRONTON)	2003	1,300	377.000.000	490.100.000
5381	439284 00723	TRUCK TRONTON	NISSAN	CWM 430 MHRT (CHASIS TRONTON)	2002	1,300	367.000.000	477.100.000
5382	439284 00723	TRUCK TRONTON	NISSAN	CWM 430 MHRT (CHASIS TRONTON)	2001	1,300	336.000.000	436.800.000
5383	439284 00723	TRUCK TRONTON	NISSAN	CWM 430 MHRT (CHASIS TRONTON)	1999	1,300	231.000.000	300.300.000
5384	439284 00724	TRUCK TRONTON	NISSAN	CWM 430 MMRT (CHASIS TRONTON)	2004	1,300	379.000.000	492.700.000
5385	439284 00724	TRUCK TRONTON	NISSAN	CWM 430 MMRT (CHASIS TRONTON)	2003	1,300	377.000.000	490.100.000
5386	439284 00724	TRUCK TRONTON	NISSAN	CWM 430 MMRT (CHASIS TRONTON)	2002	1,300	367.000.000	477.100.000
5387	439284 00724	TRUCK TRONTON	NISSAN	CWM 430 MMRT (CHASIS TRONTON)	2001	1,300	340.000.000	442.000.000
5388	439284 00724	TRUCK TRONTON	NISSAN	CWM 430 MMRT (CHASIS TRONTON)	2000	1,300	282.000.000	366.600.000
5389	439284 00726	TRUCK TRONTON	NISSAN	CWM 431MHRT (CHASIS TRONTON)	2005	1,300	394.000.000	512.200.000
5390	439284 00726	TRUCK TRONTON	NISSAN	CWM 431MHRT (CHASIS TRONTON)	2004	1,300	379.000.000	492.700.000
5391	439284 00726	TRUCK TRONTON	NISSAN	CWM 431MHRT (CHASIS TRONTON)	2003	1,300	377.000.000	490.100.000
5392	439284 00726	TRUCK TRONTON	NISSAN	CWM 431MHRT (CHASIS TRONTON)	2002	1,300	367.000.000	477.100.000
5393	439284 00726	TRUCK TRONTON	NISSAN	CWM 431MHRT (CHASIS TRONTON)	2001	1,300	336.000.000	436.800.000
5394	439284 00726	TRUCK TRONTON	NISSAN	CWM 431MHRT (CHASIS TRONTON)	2000	1,300	278.000.000	361.400.000
5395	439284 00726	TRUCK TRONTON	NISSAN	CWM 431MHRT (CHASIS TRONTON)	1999	1,300	231.000.000	300.300.000
5396	439284 00725	TRUCK TRONTON	NISSAN	CWM 431 MMRT (CHASIS TRONTON)	2004	1,300	379.000.000	492.700.000
5397	439284 00725	TRUCK TRONTON	NISSAN	CWM 431 MMRT (CHASIS TRONTON)	2003	1,300	377.000.000	490.100.000
5398	439284 00725	TRUCK TRONTON	NISSAN	CWM 431 MMRT (CHASIS TRONTON)	2002	1,300	367.000.000	477.100.000
5399	439284 00725	TRUCK TRONTON	NISSAN	CWM 431 MMRT (CHASIS TRONTON)	2001	1,300	340.000.000	442.000.000
5400	439284 00725	TRUCK TRONTON	NISSAN	CWM 431 MMRT (CHASIS TRONTON)	2000	1,300	282.000.000	366.600.000
5401	439284 00727	TRUCK TRONTON	NISSAN	CWM 432 MHRA (CHASIS TRONTON)	2007	1,300	275.000.000	357.500.000
5402	439284 00727	TRUCK TRONTON	NISSAN	CWM 432 MHRA (CHASIS TRONTON)	2006	1,300	272.000.000	353.600.000
5403	439284 00727	TRUCK TRONTON	NISSAN	CWM 432 MHRA (CHASIS TRONTON)	2005	1,300	266.000.000	345.800.000
5404	439284 00727	TRUCK TRONTON	NISSAN	CWM 432 MHRA (CHASIS TRONTON)	2004	1,300	259.000.000	336.700.000
5405	439284 00728	TRUCK TRONTON	NISSAN	CWM 432 MHRT (CHASIS TRONTON)	2004	1,300	379.000.000	492.700.000
5406	439284 00728	TRUCK TRONTON	NISSAN	CWM 432 MHRT (CHASIS TRONTON)	2003	1,300	377.000.000	490.100.000
5407	439284 00728	TRUCK TRONTON	NISSAN	CWM 432 MHRT (CHASIS TRONTON)	2002	1,300	367.000.000	477.100.000
5408	439284 00728	TRUCK TRONTON	NISSAN	CWM 432 MHRT (CHASIS TRONTON)	2001	1,300	336.000.000	436.800.000
5409	439284 00728	TRUCK TRONTON	NISSAN	CWM 432 MHRT (CHASIS TRONTON)	2000	1,300	278.000.000	361.400.000
5410	439284 00728	TRUCK TRONTON	NISSAN	CWM 432 MHRT (CHASIS TRONTON)	1999	1,300	231.000.000	300.300.000
5411	439284 00729	TRUCK TRONTON	NISSAN	CWM 432 MMRT (CHASIS TRONTON)	2004	1,300	379.000.000	492.700.000
5412	439284 00729	TRUCK TRONTON	NISSAN	CWM 432 MMRT (CHASIS TRONTON)	2003	1,300	377.000.000	490.100.000
5413	439284 00729	TRUCK TRONTON	NISSAN	CWM 432 MMRT (CHASIS TRONTON)	2002	1,300	367.000.000	477.100.000
5414	439284 00729	TRUCK TRONTON	NISSAN	CWM 432 MMRT (CHASIS TRONTON)	2001	1,300	340.000.000	442.000.000
5415	439284 00729	TRUCK TRONTON	NISSAN	CWM 432 MMRT (CHASIS TRONTON)	2000	1,300	282.000.000	366.600.000
5416	439284 00730	TRUCK TRONTON	NISSAN	CZ 51 N / 15.115CC (CHASIS TRONTON)	1996	1,300	118.000.000	153.400.000
5417	439284 00731	TRUCK TRONTON	NISSAN	CZ 54 N / 16.991CC (CHASIS TRONTON)	1998	1,300	129.000.000	167.700.000
5418	439284 00732	TRUCK TRONTON	NISSAN	DIESEL CWM 430 (CHASIS TRONTON)	1999	1,300	149.000.000	193.700.000
5419	439284 00732	TRUCK TRONTON	NISSAN	DIESEL CWM 430 (CHASIS TRONTON)	1998	1,300	132.000.000	171.600.000
5420	439284 00732	TRUCK TRONTON	NISSAN	DIESEL CWM 430 (CHASIS TRONTON)	1997	1,300	116.000.000	150.800.000
5421	439284 00733	TRUCK TRONTON	NISSAN	FU 415 T / 11.000CC (CHASIS TRONTON)	1996	1,300	103.000.000	133.900.000
5422	439284 00734	TRUCK TRONTON	NISSAN	LW 46 W / 11.000CC (CHASIS TRONTON)	1996	1,300	127.000.000	165.100.000
5423	439284 00735	TRUCK TRONTON	NISSAN	PK 215 M (CHASIS TRONTON)	2010	1,300	284.000.000	369.200.000
5424	439284 00735	TRUCK TRONTON	NISSAN	PK 215 M (CHASIS TRONTON)	2009	1,300	268.000.000	348.400.000
5425	439284 00735	TRUCK TRONTON	NISSAN	PK 215 M (CHASIS TRONTON)	2008	1,300	255.000.000	331.500.000
5426	439284 00735	TRUCK TRONTON	NISSAN	PK 215 M (CHASIS TRONTON)	2007	1,300	215.000.000	279.500.000
5427	439284 00736	TRUCK TRONTON	NISSAN	PKC 211 MHRN (CHASIS TRONTON)	2007	1,300	205.000.000	266.500.000
5428	439284 00736	TRUCK TRONTON	NISSAN	PKC 211 MHRN (CHASIS TRONTON)	2006	1,300	196.000.000	254.800.000
5429	439631 00009	TRUCK TRONTON	FOTON	BJ1253VLPJP-R (TRONTON) (6X4)	2012	1,300	318.000.000	413.400.000
5430	439790 00081	TRUCK TRONTON	UD TRUCKS	CWA 260 M (TRONTON)	2015	1,300	523.000.000	679.900.000
5431	439790 00081	TRUCK TRONTON	UD TRUCKS	CWA 260 M (TRONTON)	2014	1,300	498.000.000	647.400.000
5432	439790 00081	TRUCK TRONTON	UD TRUCKS	CWA 260 M (TRONTON)	2013	1,300	472.000.000	613.600.000
5433	439790 00081	TRUCK TRONTON	UD TRUCKS	CWA 260 M (TRONTON)	2012	1,300	447.000.000	581.100.000
5434	439790 00081	TRUCK TRONTON	UD TRUCKS	CWA 260 M (TRONTON)	2011	1,300	426.000.000	553.800.000
5435	439790 00081	TRUCK TRONTON	UD TRUCKS	CWA 260 M (TRONTON)	2010	1,300	406.000.000	527.800.000
5436	439790 00082	TRUCK TRONTON	UD TRUCKS	CWA 260 MX (TRONTON)	2015	1,300	544.000.000	707.200.000
5437	439790 00082	TRUCK TRONTON	UD TRUCKS	CWA 260 MX (TRONTON)	2014	1,300	518.000.000	673.400.000
5438	439790 00082	TRUCK TRONTON	UD TRUCKS	CWA 260 MX (TRONTON)	2013	1,300	491.000.000	638.300.000
5439	439790 00082	TRUCK TRONTON	UD TRUCKS	CWA 260 MX (TRONTON)	2012	1,300	465.000.000	604.500.000
5440	439790 00082	TRUCK TRONTON	UD TRUCKS	CWA 260 MX (TRONTON)	2011	1,300	443.000.000	575.900.000
5441	439790 00082	TRUCK TRONTON	UD TRUCKS	CWA 260 MX (TRONTON)	2010	1,300	422.000.000	548.600.000
5442	439790 00083	TRUCK TRONTON	UD TRUCKS	CWA 260 S (TRONTON)	2015	1,300	540.000.000	702.000.000
5443	439790 00083	TRUCK TRONTON	UD TRUCKS	CWA 260 S (TRONTON)	2014	1,300	514.000.000	668.200.000

NO	KODING	JENIS	MEREK	TIPE	TH BUAT	BOBOT	NJKB	DP PKB
1	2	3	4	5	6	7	8	9
5444	439790 00083	TRUCK TRONTON	UD TRUCKS	CWA 260 S (TRONTON)	2013	1,300	487.000.000	633.100.000
5445	439790 00083	TRUCK TRONTON	UD TRUCKS	CWA 260 S (TRONTON)	2012	1,300	464.000.000	603.200.000
5446	439790 00083	TRUCK TRONTON	UD TRUCKS	CWA 260 S (TRONTON)	2011	1,300	442.000.000	574.600.000
5447	439790 00083	TRUCK TRONTON	UD TRUCKS	CWA 260 S (TRONTON)	2010	1,300	421.000.000	547.300.000
5448	439790 00084	TRUCK TRONTON	UD TRUCKS	CWA 260 SX (TRONTON)	2015	1,300	555.000.000	721.500.000
5449	439790 00084	TRUCK TRONTON	UD TRUCKS	CWA 260 SX (TRONTON)	2014	1,300	529.000.000	687.700.000
5450	439790 00084	TRUCK TRONTON	UD TRUCKS	CWA 260 SX (TRONTON)	2013	1,300	504.000.000	655.200.000
5451	439790 00084	TRUCK TRONTON	UD TRUCKS	CWA 260 SX (TRONTON)	2012	1,300	480.000.000	624.000.000
5452	439790 00084	TRUCK TRONTON	UD TRUCKS	CWA 260 SX (TRONTON)	2011	1,300	456.000.000	592.800.000
5453	439790 00084	TRUCK TRONTON	UD TRUCKS	CWA 260 SX (TRONTON)	2010	1,300	432.000.000	561.600.000
5454	452261 00818	TRONTON MIXER	MAITSUBISHI	FV 415 J (MIXER TRUCK)	2006	1,300	227.000.000	295.100.000
5455	452284 00738	TRONTON MIXER	NISSAN	CW 52 AHN / 16.991	2007	1,300	262.000.000	340.600.000
5456	455790 00085	TRONTON TANGKI	UD TRUCKS	CDA 260 M TRONTON / TANGKI	2015	1,300	659.000.000	856.700.000
5457	455790 00085	TRONTON TANGKI	UD TRUCKS	CDA 260 M TRONTON / TANGKI	2014	1,300	628.000.000	816.400.000
5458	455790 00085	TRONTON TANGKI	UD TRUCKS	CDA 260 M TRONTON / TANGKI	2013	1,300	598.000.000	777.400.000
5459	455790 00085	TRONTON TANGKI	UD TRUCKS	CDA 260 M TRONTON / TANGKI	2012	1,300	567.000.000	737.100.000
5460	455790 00085	TRONTON TANGKI	UD TRUCKS	CDA 260 M TRONTON / TANGKI	2011	1,300	540.000.000	702.000.000
5461	455790 00085	TRONTON TANGKI	UD TRUCKS	CDA 260 M TRONTON / TANGKI	2010	1,300	513.000.000	666.900.000
5462	455790 00086	TRONTON TANGKI	UD TRUCKS	CDA 260 X TRONTON / TANGKI	2015	1,300	684.000.000	889.200.000
5463	455790 00086	TRONTON TANGKI	UD TRUCKS	CDA 260 X TRONTON / TANGKI	2014	1,300	651.000.000	846.300.000
5464	455790 00086	TRONTON TANGKI	UD TRUCKS	CDA 260 X TRONTON / TANGKI	2013	1,300	617.000.000	802.100.000
5465	455790 00086	TRONTON TANGKI	UD TRUCKS	CDA 260 X TRONTON / TANGKI	2012	1,300	585.000.000	760.500.000
5466	455790 00086	TRONTON TANGKI	UD TRUCKS	CDA 260 X TRONTON / TANGKI	2011	1,300	557.000.000	724.100.000
5467	455790 00086	TRONTON TANGKI	UD TRUCKS	CDA 260 X TRONTON / TANGKI	2010	1,300	528.000.000	686.400.000
5468	459655 00001	TRUCK MIXER	BEIBEN	38288 MIXER	2013	1,300	595.000.000	773.500.000
5469	459806 00002	TRUCK MIXER	SINOTRUK	MIXER TRUCK	2018	1,300	478.000.000	621.400.000
5470	460185 00501	TRUCK DROOP SIDE	ISUZU	NKR 55	2007	1,300	95.000.000	123.500.000

11. JENIS : ALAT BERAT/ALAT BESAR

NO	KODING	MEREK	TYPE	TH BUAT	NJKB
1	2	3	4	5	6
1	600683 00199	AZO ID AZP	AZP 8 / THANDEM ROLLER	2011	485,000,000
2	600684 00199	BACKHLIS	WINDROW TURNER 17,5	2014	3,200,000,000
3	600684 00200	BARATA	TANDEM ROLLER	2008	175,000,000
4	600056 00732	BOMAG	BW 100 AD / VIBRATOR TANDEM ROLLER	2015	386,000,000
5	600056 00832	BOMAG	BW 130 AD / VIBRATOR ROLLER	2015	588,000,000
6	600056 00932	BOMAG	BW 211D-40 / VIBRATOR ROLLER	2012	787,000,000
7	600056 00932	BOMAG	BW 211D-40 / VIBRATOR ROLLER	2013	819,000,000
8	600056 00932	BOMAG	BW 211D-40 / VIBRATOR ROLLER	2014	850,000,000
9	600056 01032	BOMAG	BW 219D-4 / COMPACTOR SINGLE DRUM	2013	1,644,000,000
10	600056 01033	BOMAG	SINGLE VIBRATOR ROHER B10 2110-40	2014	348,000,000
11	600056 01034	BOMAG	BW211D40 VIBRATION ROLLER	2014	850,000,000
12	600056 01035	BOMAG	TON CLASS BW100AD-4 TANDAM ROLLER	2015	386,000,000
13	600056 01036	BOMAG	TANDEM VIBRO ROLLER BW 100AD - 4	2015	154,000,000
14	600618 00599	CASE	2GS-580 N / BACKHOE LOADER	2012	1,083,000,000
15	600618 00699	CASE	580 SUPER N / BACKHOE LOADER	2011	1,264,000,000
16	600618 00799	CASE	580T 4X4 / TLB	2013	2,315,000,000
17	600074 17412	CATERPILLAR	120 K / MOTOR GRADDER	2013	1,548,000,000
18	600074 19212	CATERPILLAR	160K / MOTOR GRADDER	2012	3,933,000,000
19	600074 19312	CATERPILLAR	304CR / MINI EXCAVATOR	2015	782,000,000
20	600074 19412	CATERPILLAR	313 D2 LGP / HYDRAULIC EXCAVATOR	2014	1,012,000,000
21	600074 19512	CATERPILLAR	320 D / EXCAVATOR	2011	1,124,000,000
22	600074 19512	CATERPILLAR	320 D / EXCAVATOR	2012	1,147,000,000
23	600074 19512	CATERPILLAR	320 D / EXCAVATOR	2013	1,198,000,000
24	600074 19612	CATERPILLAR	416F / BACKHOE LOADER	2013	979,000,000
25	600074 19712	CATERPILLAR	773 E / DUMP TRUCK	2012	6,297,000,000
26	600074 19812	CATERPILLAR	966 H / WHEEL LOADER	2012	3,317,000,000
27	600074 19812	CATERPILLAR	966 H / WHEEL LOADER	2013	3,487,000,000
28	600074 19812	CATERPILLAR	966 H / WHEEL LOADER	2014	3,657,000,000
29	600074 19912	CATERPILLAR	CAT 120K / MOTOR GRADER	2011	1,517,000,000
30	600074 20012	CATERPILLAR	CAT 428F / BACKHOE LOADER	2015	933,000,000
31	600074 20112	CATERPILLAR	CAT 924 H / WHEEL LOADER	2012	1,764,000,000
32	600074 20212	CATERPILLAR	D10T / BULLDOZER	2012	6,875,000,000
33	600074 20312	CATERPILLAR	D5E / BULLDOZER	2011	1,185,000,000
34	600074 20412	CATERPILLAR	D5K LGP / BULLDOZER	2013	1,628,000,000
35	600074 20512	CATERPILLAR	D6G / BULLDOZER	2011	1,772,000,000
36	600074 20612	CATERPILLAR	D6K LGP / BULLDOZER	2013	1,628,000,000
37	600074 20613	CATERPILLAR	BULDOSER D6 LTXL	2013	898,000,000
38	600074 20612	CATERPILLAR	D6R 2XL // BULLDOZER	2011	2,741,000,000
39	600074 20712	CATERPILLAR	D8R / BULLDOZER	2012	4,640,000,000
40	600074 20812	CATERPILLAR	DP 40N / FORKLIFT	2012	446,000,000
41	600074 20912	CATERPILLAR	428F / BACKHOE LOADER	2013	980,000,000
42	600074 21012	CATERPILLAR	6030 / EXCAVATOR	2015	45,600,000,000
43	600074 21013	CATERPILLAR	CAT 320 D SERIES HYDRAULIC EXCAVATOR	2012	1,147,000,000
44				2018	1,529,000,000
45	600074 21015	CATERPILLAR	WHELL LOADER 908H	2010	492,400,000
46	600074 21016	CATERPILLAR	EXCAVATOR 320 D	2011	525,900,000
47	600074 21017	CATERPILLAR	D3 KX (TRACKTOR)	2015	525,200,000
48	600074 21018	CATERPILLAR	WHEEL LOADER CAT908H	2012	3,317,000,000
49	600074 21019	CATERPILLAR	D6G SERIES 2XL BULDOSER	2013	1,550,000,000
50	600074 21020	CATERPILLAR	PAT BLAD POWER BULDOSER	2015	1,381,000,000
51	600662 00675	DOOSAN	ADT DA40 / ARTICULATED DUMP TRUCK	2012	3,272,000,000
52	600662 00775	DOOSAN	D50C-5 STD / FORKLIFT	2012	371,000,000
53	600662 00875	DOOSAN	D70S-5 3M STD / FORKLIFT	2012	495,000,000
54	600662 00975	DOOSAN	DX 225 LCA / EXCAVATOR	2012	1,650,000,000
55	600447 00499	DYNAPAC	CA 151 / VIBRO	2005	405,000,000
56	600447 00599	DYNAPAC	CC20 / DOUBLE DRUM ROLLER	2011	498,000,000
57	600685 00199	EURO STAR	3240 / WHEEL LOADER	2012	192,000,000
58	600685 00299	EURO STAR	MT-4540 / WHEEL LOADER	2012	192,000,000
59	600685 00399	EURO STAR	MT-9040 / TRACTOR	2011	394,000,000
60	600685 00399	EURO STAR	MT-9040 / TRACTOR	2012	466,000,000
61	600685 00499	EUROSTAR	FT- 8240 / TRACTOR	2014	419,000,000
62	600009 00130	FORD NEW HOLLAND	TL 90 / TRACKTOR	2012	659,000,000
63	600686 00199	HELI	CDD 16-950 / STACKER	2013	140,000,000
64	600161 05549	HITACHI	210 MF-5G / EXCAVATOR	2014	1,052,000,000
65	600161 05649	HITACHI	GX 110 HP / EXCAVATOR	2012	965,000,000
66	600161 05749	HITACHI	ZW 180 / WHEEL LOADER	2012	1,426,000,000
67	600161 05849	HITACHI	ZX 138 MF / EXCAVATOR	2015	1,167,000,000
68	600161 05949	HITACHI	ZX 200 5G / EXCAVATOR	2013	1,110,000,000
69	600161 06049	HITACHI	ZX 210 LC-5G / EXCAVATOR	2012	1,310,000,000
70	600161 06149	HITACHI	ZX 210 MF / EXCAVATOR	2011	865,000,000
71	600161 06249	HITACHI	ZX 210 MF-5G / EXCAVATOR	2014	1,320,000,000
72	600161 04849	HITACHI	ZX 470 LC-5G / EXCAVATOR	2013	2,961,000,000
73	600161 06349	HITACHI	ZX 870 H-5G // EXCAVATOR	2012	6,178,000,000
74	600161 06449	HITACHI	ZX 200 3G / HYDRA EXCAVATOR	2012	1,055,000,000
75	600687 00199	JCB	3CX / BACKHOE LOADER	2013	958,000,000
76	600687 00299	JCB	531-70 / BACKHOE LOADER	2013	1,135,000,000
77	600687 00399	JCB	JS 200 SC / EXCAVATOR	2013	830,000,000
78	600630 01212	JOHN DEERE	JD5715 / FARM TRACTOR	2013	847,000,000
79	600222 00126	JONSERED	WX 165 / CRANE GRAPPLE	2014	1,399,000,000
80	600688 00199	KALMAR	DRF450-60S5 / REACH STACKER	2013	5,719,000,000
81	600217 01949	KOBELCO	SK 130 LB / HYDRAULIC EXCAVATOR	2011	1,865,000,000
82	600217 02049	KOBELCO	SK50P / EXCAVATOR	2011	756,000,000
83	600217 02149	KOBELCO	SK200-8 / HYDRA EXCAVATOR	2013	1,200,000,000
84	600220 24249	KOMATSU	D155A / BULLDOZER	2012	1,831,000,000
85	600220 24349	KOMATSU	D31E-20 / BULLDOZER	2014	736,000,000
86	600220 24449	KOMATSU	D39EX-22/P1 / BULLDOZER	2015	1,299,000,000
87	600220 24549	KOMATSU	D65 P-12 / BULLDOZER	2012	2,280,000,000
88	600220 24649	KOMATSU	D65E / BULLDOZER	2012	1,544,000,000

NO	KODING	MEREK	TYPE	TH BUAT	NJKB
1	2	3	4	5	6
89	600220 24749	KOMATSU	D85E-SS-2 / BULDOZER	2012	2,088,000,000
90	600220 24849	KOMATSU	GD511A-1 / MOTOR GRADER	2012	1,349,000,000
91	600220 24849	KOMATSU	GD511A-1 / MOTOR GRADER	2013	1,450,000,000
92	600220 24849	KOMATSU	GD511A-1 / MOTOR GRADER	2014	1,551,000,000
93	600220 24949	KOMATSU	HD 785 / DUMP TRUCK	2012	2,536,000,000
94	600220 25049	KOMATSU	PC 1250SP-8 / EXCAVATOR	2012	9,363,000,000
95	600220 25149	KOMATSU	PC 130F-7 / EXCAVATOR	2012	1,067,000,000
96	600220 25249	KOMATSU	PC 2000 / EXCAVATOR	2012	7,114,000,000
97	600220 25349	KOMATSU	PC 200-8 / EXCAVATOR	2012	1,159,000,000
98	600220 25349	KOMATSU	PC 200-8 / EXCAVATOR	2013	1,232,000,000
99	600220 25349	KOMATSU	PC 200-8 / EXCAVATOR	2014	1,304,000,000
100	600220 25449	KOMATSU	PC 300SE-8 / EXCAVATOR	2012	2,234,000,000
101	600220 25449	KOMATSU	PC 300SE-8 / EXCAVATOR	2013	2,362,000,000
102	600220 25549	KOMATSU	PC 400LCSE-8 / EXCAVATOR	2012	3,310,000,000
103	600220 25549	KOMATSU	PC 400LCSE-8 / EXCAVATOR	2013	3,440,000,000
104	600220 24349	KOMATSU	D31E-20 / BULDOZER	2013	1,224,000,000
105	600220 24549	KOMATSU	D65 P-12 / BULDOZER	2013	1,150,000,000
106	600220 25649	KOMATSU	D85E-SS-2 / BULLDOZER	2014	2,302,000,000
107	600220 25749	KOMATSU	PC 200 / EXCAVATOR	2013	1,299,000,000
108	600220 25849	KOMATSU	WA 150-5 / LOADER	2014	711,000,000
109	600220 25850	KOMATSU	BULDOSER D31-16	2008	755,000,000
110	600464 00401	KUBOTA	LS P90 / FARM TRACTOR	2012	320,000,000
111	600464 00501	KUBOTA	M 9540 / TRACTOR	2012	404,000,000
112	600464 00501	KUBOTA	M 9540 / TRACTOR	2013	424,000,000
113	600464 00502	KUBOTA	MX5100 (FARM TRACTOR)	2018	276,000,000
114	600464 00503	KUBOTA	M9540 (FARM TRACTOR)	2018	540,000,000
115	600468 00299	LINDE	C90-7 / CONTAINER HANDLER	2012	3,169,000,000
116	600689 00199	LIU GONG	WL CLG 835 / WHEEL LOADER	2011	596,000,000
117	600690 00199	LONKING	CDM 520 D / SINGLE DRUM ROLLER	2015	679,000,000
118	600690 00299	LONKING	CDM 855 EK / WHELL LOADER	2015	740,000,000
119	600690 00399	LONKING	LG30DT / FORKLIFT	2016	325,000,000
120	600691 00199	LS TRACTOR	LS 47 / FARM TRACTOR	2013	571,000,000
121	600691 00299	LS TRACTOR	LS S45 D (VGO) / FARM TRACTOR	2013	685,000,000
122	600470 01012	MASSEY FERGUSON	MF 2651 - 4 WD / FARM TRACTOR	2014	265,000,000
123	600470 01112	MASSEY FERGUSON	MF 440 / FARM TRACTOR	2011	446,000,000
124	600470 01212	MASSEY FERGUSON	MF 450 / FARM TRACTOR	2015	480,000,000
125	600261 95449	MITSUBISHI	FD50-2SP40-SPED/CF28C-50065 / FORKLIFT	2014	477,000,000
126	600261 95549	MITSUBISHI	FD-50N / FORKLIFT	2012	427,000,000
127	600281 00560	NEW HOLLAND	6610S-4WD / TRACTOR	2013	536,000,000
128	600281 00960	NEW HOLLAND	TD90 / TRACKTOR	2015	338,000,000
129	600281 01060	NEW HOLLAND	TT SS WD / FARM TRACTOR	2012	465,000,000
130	600281 01061	NEW HOLLAND	TT 55 4WD TRACTOR	2017	403,000,000
131	600692 00199	NICHYU	FBR W 18-75C-600 M / FORKLIFT	2014	216,000,000
132	600478 00999	SAKAI	652 / VIBRATOR ROLLER DOUBLE DRUM	2015	875,000,000
133	600478 01099	SAKAI	SV 515 D / VIBRATING COMPACTOR	2012	1,145,000,000
134	600478 01199	SAKAI	SV 525 D / VIBRATOR ROLLER	2015	852,000,000
135	600672 00225	SANY	SHG 1090 C / MOTOR GRADER	2015	1,234,000,000
136	600693 00199	SHANDONG LIUGONG (SDLG)	LG936L / WHEEL LOADER	2012	517,000,000
137	600627 00525	SHANTUI	D16L / BULDOZER	2014	1,334,000,000
138	600357 01849	SUMITOMO	SH210-S / EXCAVATOR	2013	1,420,000,000
139	600371 02549	TCM	TCMFD150S-3 / FORKLIFT	2013	514,000,000
140	600372 00399	TERBERG	YT 220 MK 11 / TERMINAL TRACKTOR	2013	935,000,000
141	600673 00212	TEREX	TR50 / DUMP TRUCK	2012	2,216,000,000
142	600381 89649	TOYOTA	60-8FD30 / FORKLIFT	2013	371,000,000
143	600381 89749	TOYOTA	02-7 FD A50 / FORKLIFT	2013	252,000,000
144	600401 17326	VOLVO	A40F / ARTICULATED DUMP TRUCK	2012	4,045,500,000
145	600401 17426	VOLVO	EC210BLC / EXCAVATOR	2012	1,128,000,000
146	600401 17526	VOLVO	L 150 E / WHEEL LOADER	2012	1,464,000,000
147	600401 17626	VOLVO	SD110D C-SERIES / COMPACTOR	2013	979,000,000
148	600694 00199	WINTOR	EXPLORER G-4 / TRACTOR	2016	102,000,000
149	600695 00199	XCMG	QUY50A / CRAWLER CRANE	2012	1,070,000,000
150	600695 00299	XCMG	QUY50A / CRAWLER CRANE	2013	1,124,000,000
151	600696 00199	XUGONG	QY25K / CRANE	2014	1,582,000,000
152	600674 00212	YANMAR	EF352T / TRACTOR	2012	183,000,000

NILAI JUAL KENDARAAN BERMOTOR
TAHUN 2019
JENIS : SEPEDA MOTOR - SEPEDA MOTOR RODA 2

NO	KODING	JENIS	MEREK	TIPE	TH BUAT	BOBOT	NJKB	DP PKB
1	2	3	4	5	6	7	8	9
1	701005 00001	SEPEDA MOTOR	AGUSTA	AGUSTA	1980	1.000	800,000	800,000
2	701010 00001	SEPEDA MOTOR	ALPINO	50cc	1980	1.000	980,000	980,000
3	701013 00001	SEPEDA MOTOR	APP KTM	100-AX	2015	1.000	5,500,000	5,500,000
4	701013 00001	SEPEDA MOTOR	APP KTM	100-AX	2014	1.000	5,400,000	5,400,000
5	701013 00001	SEPEDA MOTOR	APP KTM	100-AX	2013	1.000	5,300,000	5,300,000
6	701013 00001	SEPEDA MOTOR	APP KTM	100-AX	2012	1.000	5,200,000	5,200,000
7	701013 00001	SEPEDA MOTOR	APP KTM	100-AX	2011	1.000	5,100,000	5,100,000
8	701013 00001	SEPEDA MOTOR	APP KTM	100-AX	2010	1.000	5,000,000	5,000,000
9	701013 00001	SEPEDA MOTOR	APP KTM	100-AX	2009	1.000	4,900,000	4,900,000
10	701013 00001	SEPEDA MOTOR	APP KTM	100-AX	2008	1.000	4,600,000	4,600,000
11	701013 00001	SEPEDA MOTOR	APP KTM	100-AX	2007	1.000	4,500,000	4,500,000
12	701013 00001	SEPEDA MOTOR	APP KTM	100-AX	2006	1.000	4,400,000	4,400,000
13	701013 00001	SEPEDA MOTOR	APP KTM	100-AX	2005	1.000	4,200,000	4,200,000
14	701013 00001	SEPEDA MOTOR	APP KTM	100-AX	2004	1.000	4,000,000	4,000,000
15	701013 00001	SEPEDA MOTOR	APP KTM	100-AX	2003	1.000	3,600,000	3,600,000
16	701013 00001	SEPEDA MOTOR	APP KTM	100-AX	2002	1.000	3,500,000	3,500,000
17	701013 00002	SEPEDA MOTOR	APP KTM	100-ST	2015	1.000	5,300,000	5,300,000
18	701013 00002	SEPEDA MOTOR	APP KTM	100-ST	2014	1.000	5,200,000	5,200,000
19	701013 00002	SEPEDA MOTOR	APP KTM	100-ST	2013	1.000	5,100,000	5,100,000
20	701013 00002	SEPEDA MOTOR	APP KTM	100-ST	2012	1.000	5,000,000	5,000,000
21	701013 00002	SEPEDA MOTOR	APP KTM	100-ST	2011	1.000	4,900,000	4,900,000
22	701013 00002	SEPEDA MOTOR	APP KTM	100-ST	2010	1.000	4,800,000	4,800,000
23	701013 00002	SEPEDA MOTOR	APP KTM	100-ST	2009	1.000	4,700,000	4,700,000
24	701013 00002	SEPEDA MOTOR	APP KTM	100-ST	2008	1.000	4,600,000	4,600,000
25	701013 00002	SEPEDA MOTOR	APP KTM	100-ST	2007	1.000	4,500,000	4,500,000
26	701013 00002	SEPEDA MOTOR	APP KTM	100-ST	2006	1.000	4,400,000	4,400,000
27	701013 00002	SEPEDA MOTOR	APP KTM	100-ST	2005	1.000	4,200,000	4,200,000
28	701013 00002	SEPEDA MOTOR	APP KTM	100-ST	2004	1.000	4,000,000	4,000,000
29	701013 00002	SEPEDA MOTOR	APP KTM	100-ST	2003	1.000	3,600,000	3,600,000
30	701013 00002	SEPEDA MOTOR	APP KTM	100-ST	2002	1.000	3,500,000	3,500,000
31	701013 00007	SEPEDA MOTOR	APP KTM	TM100	2015	1.000	5,200,000	5,200,000
32	701013 00007	SEPEDA MOTOR	APP KTM	TM100	2014	1.000	5,100,000	5,100,000
33	701013 00007	SEPEDA MOTOR	APP KTM	TM100	2013	1.000	5,000,000	5,000,000
34	701013 00007	SEPEDA MOTOR	APP KTM	TM100	2012	1.000	4,900,000	4,900,000
35	701013 00007	SEPEDA MOTOR	APP KTM	TM100	2011	1.000	4,800,000	4,800,000
36	701013 00007	SEPEDA MOTOR	APP KTM	TM100	2010	1.000	4,700,000	4,700,000
37	701013 00007	SEPEDA MOTOR	APP KTM	TM100	2009	1.000	4,600,000	4,600,000
38	701013 00007	SEPEDA MOTOR	APP KTM	TM100	2008	1.000	4,500,000	4,500,000
39	701013 00007	SEPEDA MOTOR	APP KTM	TM100	2007	1.000	4,400,000	4,400,000
40	701013 00007	SEPEDA MOTOR	APP KTM	TM100	2006	1.000	4,300,000	4,300,000
41	701013 00007	SEPEDA MOTOR	APP KTM	TM100	2005	1.000	4,200,000	4,200,000
42	701013 00007	SEPEDA MOTOR	APP KTM	TM100	2004	1.000	4,100,000	4,100,000
43	701013 00008	SEPEDA MOTOR	APP KTM	TM100-11	2004	1.000	3,200,000	3,200,000
44	701013 00008	SEPEDA MOTOR	APP KTM	TM100-11	2003	1.000	3,100,000	3,100,000
45	701013 00008	SEPEDA MOTOR	APP KTM	TM100-11	2002	1.000	3,000,000	3,000,000
46	701013 00009	SEPEDA MOTOR	APP KTM	TM100-18	2019	1.000	5,800,000	5,800,000
47	701013 00009	SEPEDA MOTOR	APP KTM	TM100-18	2017	1.000	5,300,000	5,300,000
48	701013 00009	SEPEDA MOTOR	APP KTM	TM100-18	2016	1.000	5,100,000	5,100,000
49	701013 00009	SEPEDA MOTOR	APP KTM	TM100-18	2015	1.000	4,900,000	4,900,000
50	701013 00009	SEPEDA MOTOR	APP KTM	TM100-18	2014	1.000	4,700,000	4,700,000
51	701013 00009	SEPEDA MOTOR	APP KTM	TM100-18	2013	1.000	4,500,000	4,500,000
52	701013 00009	SEPEDA MOTOR	APP KTM	TM100-18	2012	1.000	4,300,000	4,300,000
53	701013 00009	SEPEDA MOTOR	APP KTM	TM100-18	2011	1.000	4,100,000	4,100,000
54	701013 00009	SEPEDA MOTOR	APP KTM	TM100-18	2010	1.000	3,900,000	3,900,000
55	701013 00009	SEPEDA MOTOR	APP KTM	TM100-18	2009	1.000	3,800,000	3,800,000
56	701013 00009	SEPEDA MOTOR	APP KTM	TM100-18	2008	1.000	3,700,000	3,700,000
57	701013 00009	SEPEDA MOTOR	APP KTM	TM100-18	2007	1.000	3,600,000	3,600,000
58	701013 00009	SEPEDA MOTOR	APP KTM	TM100-18	2006	1.000	3,500,000	3,500,000
59	701013 00009	SEPEDA MOTOR	APP KTM	TM100-18	2005	1.000	3,400,000	3,400,000
60	701013 00009	SEPEDA MOTOR	APP KTM	TM100-18	2004	1.000	3,300,000	3,300,000
61	701013 00009	SEPEDA MOTOR	APP KTM	TM100-18	2003	1.000	3,200,000	3,200,000
62	701013 00009	SEPEDA MOTOR	APP KTM	TM100-18	2002	1.000	3,100,000	3,100,000
63	701013 00010	SEPEDA MOTOR	APP KTM	TM100-3	2019	1.000	7,000,000	7,000,000
64	701013 00010	SEPEDA MOTOR	APP KTM	TM100-3	2017	1.000	6,300,000	6,300,000
65	701013 00010	SEPEDA MOTOR	APP KTM	TM100-3	2016	1.000	6,000,000	6,000,000
66	701013 00010	SEPEDA MOTOR	APP KTM	TM100-3	2015	1.000	5,700,000	5,700,000
67	701013 00010	SEPEDA MOTOR	APP KTM	TM100-3	2014	1.000	5,500,000	5,500,000
68	701013 00010	SEPEDA MOTOR	APP KTM	TM100-3	2013	1.000	5,300,000	5,300,000
69	701013 00010	SEPEDA MOTOR	APP KTM	TM100-3	2012	1.000	5,100,000	5,100,000
70	701013 00010	SEPEDA MOTOR	APP KTM	TM100-3	2011	1.000	4,900,000	4,900,000
71	701013 00010	SEPEDA MOTOR	APP KTM	TM100-3	2010	1.000	4,700,000	4,700,000
72	701013 00010	SEPEDA MOTOR	APP KTM	TM100-3	2009	1.000	4,500,000	4,500,000
73	701013 00010	SEPEDA MOTOR	APP KTM	TM100-3	2008	1.000	4,300,000	4,300,000
74	701013 00010	SEPEDA MOTOR	APP KTM	TM100-3	2007	1.000	4,100,000	4,100,000
75	701013 00010	SEPEDA MOTOR	APP KTM	TM100-3	2006	1.000	3,900,000	3,900,000
76	701013 00010	SEPEDA MOTOR	APP KTM	TM100-3	2005	1.000	3,800,000	3,800,000
77	701013 00010	SEPEDA MOTOR	APP KTM	TM100-3	2004	1.000	3,700,000	3,700,000
78	701013 00010	SEPEDA MOTOR	APP KTM	TM100-3	2003	1.000	3,600,000	3,600,000
79	701013 00010	SEPEDA MOTOR	APP KTM	TM100-3	2002	1.000	3,500,000	3,500,000
80	701013 00011	SEPEDA MOTOR	APP KTM	TM100-3S	2015	1.000	5,400,000	5,400,000
81	701013 00011	SEPEDA MOTOR	APP KTM	TM100-3S	2014	1.000	5,300,000	5,300,000
82	701013 00011	SEPEDA MOTOR	APP KTM	TM100-3S	2013	1.000	5,200,000	5,200,000
83	701013 00011	SEPEDA MOTOR	APP KTM	TM100-3S	2012	1.000	5,100,000	5,100,000
84	701013 00011	SEPEDA MOTOR	APP KTM	TM100-3S	2011	1.000	5,000,000	5,000,000
85	701013 00011	SEPEDA MOTOR	APP KTM	TM100-3S	2010	1.000	4,900,000	4,900,000

NO	KODING	JENIS	MEREK	TIPE	TH BUAT	BOBOT	NJKB	DP PKB
1	2	3	4	5	6	7	8	9
266	701013 00005	SEPEDA MOTOR	APP KTM	TM 125 SC A/T	2012	1.000	5,700,000	5,700,000
267	701013 00005	SEPEDA MOTOR	APP KTM	TM 125 SC A/T	2011	1.000	5,500,000	5,500,000
268	701013 00006	SEPEDA MOTOR	APP KTM	TM 125 T-3	2004	1.000	4,600,000	4,600,000
269	701013 00006	SEPEDA MOTOR	APP KTM	TM 125 T-3	2003	1.000	4,500,000	4,500,000
270	701013 00006	SEPEDA MOTOR	APP KTM	TM 125 T-3	2002	1.000	4,400,000	4,400,000
271	701013 00024	SEPEDA MOTOR	APP KTM	TM125-TRX	2019	1.000	8,300,000	8,300,000
272	701013 00024	SEPEDA MOTOR	APP KTM	TM125-TRX	2017	1.000	7,500,000	7,500,000
273	701013 00024	SEPEDA MOTOR	APP KTM	TM125-TRX	2016	1.000	7,200,000	7,200,000
274	701013 00024	SEPEDA MOTOR	APP KTM	TM125-TRX	2015	1.000	6,900,000	6,900,000
275	701013 00024	SEPEDA MOTOR	APP KTM	TM125-TRX	2014	1.000	6,600,000	6,600,000
276	701013 00024	SEPEDA MOTOR	APP KTM	TM125-TRX	2013	1.000	6,300,000	6,300,000
277	701013 00024	SEPEDA MOTOR	APP KTM	TM125-TRX	2012	1.000	6,000,000	6,000,000
278	701013 00024	SEPEDA MOTOR	APP KTM	TM125-TRX	2011	1.000	5,700,000	5,700,000
279	701013 00024	SEPEDA MOTOR	APP KTM	TM125-TRX	2010	1.000	5,500,000	5,500,000
280	701013 00024	SEPEDA MOTOR	APP KTM	TM125-TRX	2009	1.000	5,300,000	5,300,000
281	701013 00024	SEPEDA MOTOR	APP KTM	TM125-TRX	2008	1.000	5,100,000	5,100,000
282	701013 00024	SEPEDA MOTOR	APP KTM	TM125-TRX	2007	1.000	4,900,000	4,900,000
283	701013 00024	SEPEDA MOTOR	APP KTM	TM125-TRX	2006	1.000	4,700,000	4,700,000
284	701013 00024	SEPEDA MOTOR	APP KTM	TM125-TRX	2005	1.000	4,500,000	4,500,000
285	701013 00024	SEPEDA MOTOR	APP KTM	TM125-TRX	2004	1.000	4,300,000	4,300,000
286	701013 00025	SEPEDA MOTOR	APP KTM	TM150	2015	1.000	6,900,000	6,900,000
287	701013 00025	SEPEDA MOTOR	APP KTM	TM150	2014	1.000	6,800,000	6,800,000
288	701013 00025	SEPEDA MOTOR	APP KTM	TM150	2013	1.000	6,700,000	6,700,000
289	701013 00025	SEPEDA MOTOR	APP KTM	TM150	2012	1.000	6,600,000	6,600,000
290	701013 00025	SEPEDA MOTOR	APP KTM	TM150	2011	1.000	6,500,000	6,500,000
291	701013 00025	SEPEDA MOTOR	APP KTM	TM150	2010	1.000	6,400,000	6,400,000
292	701013 00025	SEPEDA MOTOR	APP KTM	TM150	2009	1.000	6,300,000	6,300,000
293	701013 00025	SEPEDA MOTOR	APP KTM	TM150	2008	1.000	6,200,000	6,200,000
294	701013 00025	SEPEDA MOTOR	APP KTM	TM150	2007	1.000	6,100,000	6,100,000
295	701013 00025	SEPEDA MOTOR	APP KTM	TM150	2006	1.000	6,000,000	6,000,000
296	701013 00025	SEPEDA MOTOR	APP KTM	TM150	2005	1.000	5,900,000	5,900,000
297	701013 00026	SEPEDA MOTOR	APP KTM	TM150-SPD	2019	1.000	9,500,000	9,500,000
298	701013 00026	SEPEDA MOTOR	APP KTM	TM150-SPD	2017	1.000	8,600,000	8,600,000
299	701013 00026	SEPEDA MOTOR	APP KTM	TM150-SPD	2016	1.000	8,200,000	8,200,000
300	701013 00026	SEPEDA MOTOR	APP KTM	TM150-SPD	2015	1.000	7,800,000	7,800,000
301	701013 00026	SEPEDA MOTOR	APP KTM	TM150-SPD	2014	1.000	7,500,000	7,500,000
302	701013 00026	SEPEDA MOTOR	APP KTM	TM150-SPD	2013	1.000	7,200,000	7,200,000
303	701013 00026	SEPEDA MOTOR	APP KTM	TM150-SPD	2012	1.000	6,900,000	6,900,000
304	701013 00026	SEPEDA MOTOR	APP KTM	TM150-SPD	2011	1.000	6,600,000	6,600,000
305	701013 00026	SEPEDA MOTOR	APP KTM	TM150-SPD	2010	1.000	6,300,000	6,300,000
306	701013 00026	SEPEDA MOTOR	APP KTM	TM150-SPD	2009	1.000	6,000,000	6,000,000
307	701013 00026	SEPEDA MOTOR	APP KTM	TM150-SPD	2008	1.000	5,700,000	5,700,000
308	701013 00026	SEPEDA MOTOR	APP KTM	TM150-SPD	2007	1.000	5,500,000	5,500,000
309	701013 00026	SEPEDA MOTOR	APP KTM	TM150-SPD	2006	1.000	5,300,000	5,300,000
310	701013 00026	SEPEDA MOTOR	APP KTM	TM150-SPD	2005	1.000	5,100,000	5,100,000
311	701013 00026	SEPEDA MOTOR	APP KTM	TM150-SPD	2004	1.000	4,900,000	4,900,000
312	701013 00027	SEPEDA MOTOR	APP KTM	TM150-TRX	2019	1.000	9,900,000	9,900,000
313	701013 00027	SEPEDA MOTOR	APP KTM	TM150-TRX	2017	1.000	9,000,000	9,000,000
314	701013 00027	SEPEDA MOTOR	APP KTM	TM150-TRX	2016	1.000	8,600,000	8,600,000
315	701013 00027	SEPEDA MOTOR	APP KTM	TM150-TRX	2015	1.000	8,200,000	8,200,000
316	701013 00027	SEPEDA MOTOR	APP KTM	TM150-TRX	2014	1.000	7,800,000	7,800,000
317	701013 00027	SEPEDA MOTOR	APP KTM	TM150-TRX	2013	1.000	7,500,000	7,500,000
318	701013 00027	SEPEDA MOTOR	APP KTM	TM150-TRX	2012	1.000	7,200,000	7,200,000
319	701013 00027	SEPEDA MOTOR	APP KTM	TM150-TRX	2011	1.000	6,900,000	6,900,000
320	701013 00027	SEPEDA MOTOR	APP KTM	TM150-TRX	2010	1.000	6,600,000	6,600,000
321	701013 00027	SEPEDA MOTOR	APP KTM	TM150-TRX	2009	1.000	6,300,000	6,300,000
322	701013 00027	SEPEDA MOTOR	APP KTM	TM150-TRX	2008	1.000	6,000,000	6,000,000
323	701013 00027	SEPEDA MOTOR	APP KTM	TM150-TRX	2007	1.000	5,700,000	5,700,000
324	701013 00027	SEPEDA MOTOR	APP KTM	TM150-TRX	2006	1.000	5,500,000	5,500,000
325	701013 00027	SEPEDA MOTOR	APP KTM	TM150-TRX	2005	1.000	5,300,000	5,300,000
326	701013 00027	SEPEDA MOTOR	APP KTM	TM150-TRX	2004	1.000	5,100,000	5,100,000
327	701013 00028	SEPEDA MOTOR	APP KTM	TM250	2015	1.000	9,200,000	9,200,000
328	701013 00028	SEPEDA MOTOR	APP KTM	TM250	2014	1.000	9,100,000	9,100,000
329	701013 00028	SEPEDA MOTOR	APP KTM	TM250	2013	1.000	9,000,000	9,000,000
330	701013 00028	SEPEDA MOTOR	APP KTM	TM250	2012	1.000	8,900,000	8,900,000
331	701013 00028	SEPEDA MOTOR	APP KTM	TM250	2011	1.000	8,800,000	8,800,000
332	701013 00028	SEPEDA MOTOR	APP KTM	TM250	2010	1.000	8,700,000	8,700,000
333	701013 00028	SEPEDA MOTOR	APP KTM	TM250	2009	1.000	8,600,000	8,600,000
334	701013 00028	SEPEDA MOTOR	APP KTM	TM250	2008	1.000	8,500,000	8,500,000
335	701013 00028	SEPEDA MOTOR	APP KTM	TM250	2007	1.000	8,400,000	8,400,000
336	701013 00028	SEPEDA MOTOR	APP KTM	TM250	2006	1.000	8,300,000	8,300,000
337	701013 00028	SEPEDA MOTOR	APP KTM	TM250	2005	1.000	8,200,000	8,200,000
338	701013 00029	SEPEDA MOTOR	APP KTM	TM250-PNT	2015	1.000	9,200,000	9,200,000
339	701013 00029	SEPEDA MOTOR	APP KTM	TM250-PNT	2014	1.000	9,100,000	9,100,000
340	701013 00029	SEPEDA MOTOR	APP KTM	TM250-PNT	2013	1.000	9,000,000	9,000,000
341	701013 00029	SEPEDA MOTOR	APP KTM	TM250-PNT	2012	1.000	8,900,000	8,900,000
342	701013 00029	SEPEDA MOTOR	APP KTM	TM250-PNT	2011	1.000	8,800,000	8,800,000
343	701013 00029	SEPEDA MOTOR	APP KTM	TM250-PNT	2010	1.000	8,700,000	8,700,000
344	701013 00029	SEPEDA MOTOR	APP KTM	TM250-PNT	2009	1.000	8,600,000	8,600,000
345	701013 00029	SEPEDA MOTOR	APP KTM	TM250-PNT	2008	1.000	8,500,000	8,500,000
346	701013 00029	SEPEDA MOTOR	APP KTM	TM250-PNT	2007	1.000	8,400,000	8,400,000
347	701013 00029	SEPEDA MOTOR	APP KTM	TM250-PNT	2006	1.000	8,300,000	8,300,000
348	701013 00029	SEPEDA MOTOR	APP KTM	TM250-PNT	2005	1.000	8,200,000	8,200,000
349	701013 00029	SEPEDA MOTOR	APP KTM	TM250-PNT	2004	1.000	8,000,000	8,000,000
350	701014 00001	SEPEDA MOTOR	APRILIA	ATLANTIC 300 IE	2012	1.000	86,000,000	86,000,000
351	701014 00002	SEPEDA MOTOR	APRILIA	ETV1000 CAPO NORD	2003	1.000	131,400,000	131,400,000
352	701014 00003	SEPEDA MOTOR	APRILIA	M551 CKD	2017	1.000	97,500,000	97,500,000
353	701014 00004	SEPEDA MOTOR	APRILIA	PEGASO 650	1993	1.000	28,000,000	28,000,000
354	701014 00005	SEPEDA MOTOR	APRILIA	RS125	2012	1.000	59,500,000	59,500,000
355	701014 00005	SEPEDA MOTOR	APRILIA	RS125	2004	1.000	44,700,000	44,700,000

NO	KODING	JENIS	MEREK	TIPE	TH BUAT	BOBOT	NJKB	DP PKB
1	2	3	4	5	6	7	8	9
356	701014 00005	SEPEDA MOTOR	APRILIA	RS125	2003	1.000	41,100,000	41,100,000
357	701014 00005	SEPEDA MOTOR	APRILIA	RS125	2002	1.000	40,100,000	40,100,000
358	701014 00005	SEPEDA MOTOR	APRILIA	RS125	2001	1.000	39,100,000	39,100,000
359	701014 00005	SEPEDA MOTOR	APRILIA	RS125	2000	1.000	35,900,000	35,900,000
360	701014 00006	SEPEDA MOTOR	APRILIA	RS125 E2	2011	1.000	62,000,000	62,000,000
361	701014 00006	SEPEDA MOTOR	APRILIA	RS125 E2	2010	1.000	60,800,000	60,800,000
362	701014 00006	SEPEDA MOTOR	APRILIA	RS125 E2	2009	1.000	58,900,000	58,900,000
363	701014 00007	SEPEDA MOTOR	APRILIA	RS250	2004	1.000	74,100,000	74,100,000
364	701014 00007	SEPEDA MOTOR	APRILIA	RS250	2003	1.000	66,600,000	66,600,000
365	701014 00007	SEPEDA MOTOR	APRILIA	RS250	2002	1.000	64,900,000	64,900,000
366	701014 00007	SEPEDA MOTOR	APRILIA	RS250	2001	1.000	63,300,000	63,300,000
367	701014 00007	SEPEDA MOTOR	APRILIA	RS250	2000	1.000	58,100,000	58,100,000
368	701014 00008	SEPEDA MOTOR	APRILIA	RSV1000 MILLE	2004	1.000	193,800,000	193,800,000
369	701014 00008	SEPEDA MOTOR	APRILIA	RSV1000 MILLE	2003	1.000	181,500,000	181,500,000
370	701014 00008	SEPEDA MOTOR	APRILIA	RSV1000 MILLE	2002	1.000	176,900,000	176,900,000
371	701014 00008	SEPEDA MOTOR	APRILIA	RSV1000 MILLE	2001	1.000	172,500,000	172,500,000
372	701014 00008	SEPEDA MOTOR	APRILIA	RSV1000 MILLE	2000	1.000	162,400,000	162,400,000
373	701014 00009	SEPEDA MOTOR	APRILIA	RSV4	2012	1.000	321,900,000	321,900,000
374	701014 00009	SEPEDA MOTOR	APRILIA	RSV4	2011	1.000	318,700,000	318,700,000
375	701014 00010	SEPEDA MOTOR	APRILIA	RSV4 1000	2019	1.000	712,200,000	712,200,000
376	701014 00010	SEPEDA MOTOR	APRILIA	RSV4 1000	2018	1.000	676,600,000	676,600,000
377	701014 00011	SEPEDA MOTOR	APRILIA	SCARABEO 200	2011	1.000	40,800,000	40,800,000
378	701014 00011	SEPEDA MOTOR	APRILIA	SCARABEO 200	2010	1.000	40,000,000	40,000,000
379	701014 00011	SEPEDA MOTOR	APRILIA	SCARABEO 200	2009	1.000	38,800,000	38,800,000
380	701014 00012	SEPEDA MOTOR	APRILIA	SCARABEO 200 IE	2012	1.000	33,600,000	33,600,000
381	701014 00013	SEPEDA MOTOR	APRILIA	SHIVER 750 IE	2012	1.000	165,000,000	165,000,000
382	701014 00013	SEPEDA MOTOR	APRILIA	SHIVER 750 IE	2011	1.000	163,000,000	163,000,000
383	701014 00014	SEPEDA MOTOR	APRILIA	SL1000 FALCO	2004	1.000	178,600,000	178,600,000
384	701014 00014	SEPEDA MOTOR	APRILIA	SL1000 FALCO	2003	1.000	167,200,000	167,200,000
385	701014 00014	SEPEDA MOTOR	APRILIA	SL1000 FALCO	2002	1.000	163,100,000	163,100,000
386	701014 00014	SEPEDA MOTOR	APRILIA	SL1000 FALCO	2001	1.000	159,000,000	159,000,000
387	701014 00014	SEPEDA MOTOR	APRILIA	SL1000 FALCO	2000	1.000	149,600,000	149,600,000
388	701014 00015	SEPEDA MOTOR	APRILIA	SPORT CITY ONE 125	2012	1.000	24,800,000	24,800,000
389	701014 00015	SEPEDA MOTOR	APRILIA	SPORT CITY ONE 125	2011	1.000	23,000,000	23,000,000
390	701014 00016	SEPEDA MOTOR	APRILIA	SR125	2004	1.000	23,800,000	23,800,000
391	701014 00016	SEPEDA MOTOR	APRILIA	SR125	2003	1.000	22,200,000	22,200,000
392	701014 00016	SEPEDA MOTOR	APRILIA	SR125	2002	1.000	21,700,000	21,700,000
393	701014 00016	SEPEDA MOTOR	APRILIA	SR125	2001	1.000	21,200,000	21,200,000
394	701014 00016	SEPEDA MOTOR	APRILIA	SR125	2000	1.000	19,900,000	19,900,000
395	701014 00017	SEPEDA MOTOR	APRILIA	TUONO 125	2004	1.000	178,600,000	178,600,000
396	701014 00017	SEPEDA MOTOR	APRILIA	TUONO 125	2003	1.000	167,200,000	167,200,000
397	701014 00017	SEPEDA MOTOR	APRILIA	TUONO 125	2002	1.000	163,100,000	163,100,000
398	701014 00017	SEPEDA MOTOR	APRILIA	TUONO 125	2001	1.000	159,000,000	159,000,000
399	701014 00018	SEPEDA MOTOR	APRILIA	V4	2017	1.000	159,900,000	159,900,000
400	701016 00001	SEPEDA MOTOR	ARIEL	350cc	1980	1.000	3,000,000	3,000,000
401	701021 00001	SEPEDA MOTOR	ASIANA	ASN125E ELEGANT	2015	1.000	8,100,000	8,100,000
402	701021 00001	SEPEDA MOTOR	ASIANA	ASN125E ELEGANT	2014	1.000	7,900,000	7,900,000
403	701021 00001	SEPEDA MOTOR	ASIANA	ASN125E ELEGANT	2013	1.000	7,400,000	7,400,000
404	701021 00001	SEPEDA MOTOR	ASIANA	ASN125E ELEGANT	2012	1.000	7,200,000	7,200,000
405	701021 00001	SEPEDA MOTOR	ASIANA	ASN125E ELEGANT	2011	1.000	6,900,000	6,900,000
406	701021 00001	SEPEDA MOTOR	ASIANA	ASN125E ELEGANT	2010	1.000	6,500,000	6,500,000
407	701021 00001	SEPEDA MOTOR	ASIANA	ASN125E ELEGANT	2009	1.000	6,100,000	6,100,000
408	701021 00001	SEPEDA MOTOR	ASIANA	ASN125E ELEGANT	2008	1.000	5,600,000	5,600,000
409	701021 00001	SEPEDA MOTOR	ASIANA	ASN125E ELEGANT	2007	1.000	5,500,000	5,500,000
410	701021 00001	SEPEDA MOTOR	ASIANA	ASN125E ELEGANT	2006	1.000	5,300,000	5,300,000
411	701021 00001	SEPEDA MOTOR	ASIANA	ASN125E ELEGANT	2005	1.000	5,000,000	5,000,000
412	701021 00001	SEPEDA MOTOR	ASIANA	ASN125E ELEGANT	2004	1.000	4,900,000	4,900,000
413	701022 00001	SEPEDA MOTOR	ASIASTAR	PUMA (XSJ100-7)	2003	1.000	3,700,000	3,700,000
414	701022 00001	SEPEDA MOTOR	ASIASTAR	PUMA (XSJ100-7)	2002	1.000	3,600,000	3,600,000
415	701022 00002	SEPEDA MOTOR	ASIASTAR	SRITI (XSJ50QT-4G)	2003	1.000	2,100,000	2,100,000
416	701022 00002	SEPEDA MOTOR	ASIASTAR	SRITI (XSJ50QT-4G)	2002	1.000	2,000,000	2,000,000
417	701023 00001	SEPEDA MOTOR	ASPIRAX	AX100-2B	2003	1.000	3,700,000	3,700,000
418	701025 00001	SEPEDA MOTOR	ASTRO	SUPER	2015	1.000	6,500,000	6,500,000
419	701025 00001	SEPEDA MOTOR	ASTRO	SUPER	2014	1.000	6,300,000	6,300,000
420	701025 00001	SEPEDA MOTOR	ASTRO	SUPER	2013	1.000	6,100,000	6,100,000
421	701025 00001	SEPEDA MOTOR	ASTRO	SUPER	2012	1.000	6,000,000	6,000,000
422	701025 00001	SEPEDA MOTOR	ASTRO	SUPER	2011	1.000	5,700,000	5,700,000
423	701025 00001	SEPEDA MOTOR	ASTRO	SUPER	2010	1.000	5,400,000	5,400,000
424	701025 00001	SEPEDA MOTOR	ASTRO	SUPER	2009	1.000	5,100,000	5,100,000
425	701025 00001	SEPEDA MOTOR	ASTRO	SUPER	2008	1.000	4,700,000	4,700,000
426	701025 00001	SEPEDA MOTOR	ASTRO	SUPER	2007	1.000	4,600,000	4,600,000
427	701025 00001	SEPEDA MOTOR	ASTRO	SUPER	2006	1.000	4,500,000	4,500,000
428	701025 00001	SEPEDA MOTOR	ASTRO	SUPER	2005	1.000	4,300,000	4,300,000
429	701025 00001	SEPEDA MOTOR	ASTRO	SUPER	2004	1.000	4,100,000	4,100,000
430	701025 00001	SEPEDA MOTOR	ASTRO	SUPER	2003	1.000	3,700,000	3,700,000
431	701028 00001	SEPEDA MOTOR	AUPA	OB 125-8	2003	1.000	4,500,000	4,500,000
432	701028 00001	SEPEDA MOTOR	AUPA	OB 125-8	2002	1.000	4,400,000	4,400,000
433	701028 00002	SEPEDA MOTOR	AUPA	OB 150-6	2003	1.000	5,400,000	5,400,000
434	701028 00002	SEPEDA MOTOR	AUPA	OB 150-6	2002	1.000	5,300,000	5,300,000
435	701032 00001	SEPEDA MOTOR	AYS	350cc	1980	1.000	2,800,000	2,800,000
436	701032 00002	SEPEDA MOTOR	AYS	500cc	1980	1.000	3,300,000	3,300,000
437	701034 00001	SEPEDA MOTOR	BAJAJ	ASPIRE 150cc	2004	1.000	8,100,000	8,100,000
438	701034 00001	SEPEDA MOTOR	BAJAJ	ASPIRE 150cc	2003	1.000	7,900,000	7,900,000
439	701034 00001	SEPEDA MOTOR	BAJAJ	ASPIRE 150cc	2002	1.000	7,700,000	7,700,000
440	701034 00002	SEPEDA MOTOR	BAJAJ	BOXER CT	2004	1.000	8,000,000	8,000,000
441	701034 00002	SEPEDA MOTOR	BAJAJ	BOXER CT	2003	1.000	7,800,000	7,800,000
442	701034 00002	SEPEDA MOTOR	BAJAJ	BOXER CT	2002	1.000	6,200,000	6,200,000
443	701034 00003	SEPEDA MOTOR	BAJAJ	CALIBER 115	2004	1.000	8,200,000	8,200,000
444	701034 00003	SEPEDA MOTOR	BAJAJ	CALIBER 115	2003	1.000	8,000,000	8,000,000
445	701034 00004	SEPEDA MOTOR	BAJAJ	CHETAK	2004	1.000	5,400,000	5,400,000

NO	KODING	JENIS	MEREK	TIPE	TH BUAT	BOBOT	NJKB	DP PKB
1	2	3	4	5	6	7	8	9
446	701034 00004	SEPEDA MOTOR	BAJAJ	CHETAK	2003	1.000	5,100,000	5,100,000
447	701034 00004	SEPEDA MOTOR	BAJAJ	CHETAK	2002	1.000	4,900,000	4,900,000
448	701034 00005	SEPEDA MOTOR	BAJAJ	CHETAK 4S	2004	1.000	5,900,000	5,900,000
449	701034 00005	SEPEDA MOTOR	BAJAJ	CHETAK 4S	2003	1.000	5,300,000	5,300,000
450	701034 00006	SEPEDA MOTOR	BAJAJ	CLASSIC SL	2004	1.000	7,400,000	7,400,000
451	701034 00006	SEPEDA MOTOR	BAJAJ	CLASSIC SL	2003	1.000	7,200,000	7,200,000
452	701034 00006	SEPEDA MOTOR	BAJAJ	CLASSIC SL	2002	1.000	7,000,000	7,000,000
453	701034 00007	SEPEDA MOTOR	BAJAJ	DELUXE 150 CC	1984	1.000	1,400,000	1,400,000
454	701034 00007	SEPEDA MOTOR	BAJAJ	DELUXE 150 CC	1983	1.000	1,300,000	1,300,000
455	701034 00007	SEPEDA MOTOR	BAJAJ	DELUXE 150 CC	1982	1.000	1,200,000	1,200,000
456	701034 00007	SEPEDA MOTOR	BAJAJ	DELUXE 150 CC	1981	1.000	1,100,000	1,100,000
457	701034 00007	SEPEDA MOTOR	BAJAJ	DELUXE 150 CC	1980	1.000	700,000	700,000
458	701034 00008	SEPEDA MOTOR	BAJAJ	LEGEND	2004	1.000	8,500,000	8,500,000
459	701034 00008	SEPEDA MOTOR	BAJAJ	LEGEND	2003	1.000	8,100,000	8,100,000
460	701034 00008	SEPEDA MOTOR	BAJAJ	LEGEND	2002	1.000	8,000,000	8,000,000
461	701034 00009	SEPEDA MOTOR	BAJAJ	LEGEND NXT	2004	1.000	9,500,000	9,500,000
462	701034 00009	SEPEDA MOTOR	BAJAJ	LEGEND NXT	2003	1.000	9,000,000	9,000,000
463	701034 00009	SEPEDA MOTOR	BAJAJ	LEGEND NXT	2002	1.000	8,800,000	8,800,000
464	701034 00010	SEPEDA MOTOR	BAJAJ	PULSAR 135	2012	1.000	11,600,000	11,600,000
465	701034 00010	SEPEDA MOTOR	BAJAJ	PULSAR 135	2011	1.000	11,400,000	11,400,000
466	701034 00011	SEPEDA MOTOR	BAJAJ	PULSAR 135 LS MT	2012	1.000	13,400,000	13,400,000
467	701034 00011	SEPEDA MOTOR	BAJAJ	PULSAR 135 LS MT	2011	1.000	12,800,000	12,800,000
468	701034 00011	SEPEDA MOTOR	BAJAJ	PULSAR 135 LS MT	2010	1.000	11,200,000	11,200,000
469	701034 00012	SEPEDA MOTOR	BAJAJ	PULSAR 150	2004	1.000	11,400,000	11,400,000
470	701034 00012	SEPEDA MOTOR	BAJAJ	PULSAR 150	2003	1.000	10,900,000	10,900,000
471	701034 00012	SEPEDA MOTOR	BAJAJ	PULSAR 150	2002	1.000	10,400,000	10,400,000
472	701034 00013	SEPEDA MOTOR	BAJAJ	PULSAR 180	2004	1.000	11,100,000	11,100,000
473	701034 00013	SEPEDA MOTOR	BAJAJ	PULSAR 180	2003	1.000	10,500,000	10,500,000
474	701034 00013	SEPEDA MOTOR	BAJAJ	PULSAR 180	2002	1.000	10,000,000	10,000,000
475	701034 00014	SEPEDA MOTOR	BAJAJ	PULSAR 180 DTSI	2012	1.000	12,600,000	12,600,000
476	701034 00014	SEPEDA MOTOR	BAJAJ	PULSAR 180 DTSI	2011	1.000	12,200,000	12,200,000
477	701034 00014	SEPEDA MOTOR	BAJAJ	PULSAR 180 DTSI	2010	1.000	12,000,000	12,000,000
478	701034 00014	SEPEDA MOTOR	BAJAJ	PULSAR 180 DTSI	2009	1.000	11,800,000	11,800,000
479	701034 00014	SEPEDA MOTOR	BAJAJ	PULSAR 180 DTSI	2008	1.000	11,600,000	11,600,000
480	701034 00014	SEPEDA MOTOR	BAJAJ	PULSAR 180 DTSI	2007	1.000	11,500,000	11,500,000
481	701034 00015	SEPEDA MOTOR	BAJAJ	PULSAR 180 DTSI SW	2010	1.000	14,200,000	14,200,000
482	701034 00015	SEPEDA MOTOR	BAJAJ	PULSAR 180 DTSI SW	2009	1.000	13,500,000	13,500,000
483	701034 00015	SEPEDA MOTOR	BAJAJ	PULSAR 180 DTSI SW	2008	1.000	12,500,000	12,500,000
484	701034 00015	SEPEDA MOTOR	BAJAJ	PULSAR 180 DTSI SW	2007	1.000	12,000,000	12,000,000
485	701034 00015	SEPEDA MOTOR	BAJAJ	PULSAR 180 DTSI SW	2006	1.000	11,000,000	11,000,000
486	701034 00015	SEPEDA MOTOR	BAJAJ	PULSAR 180 DTSI SW	2005	1.000	10,500,000	10,500,000
487	701034 00015	SEPEDA MOTOR	BAJAJ	PULSAR 180 DTSI SW	2004	1.000	10,000,000	10,000,000
488	701034 00015	SEPEDA MOTOR	BAJAJ	PULSAR 180 DTSI SW	2003	1.000	9,500,000	9,500,000
489	701034 00015	SEPEDA MOTOR	BAJAJ	PULSAR 180 DTSI SW	2002	1.000	9,000,000	9,000,000
490	701034 00015	SEPEDA MOTOR	BAJAJ	PULSAR 180 DTSI SW	1985	1.000	1,600,000	1,600,000
491	701034 00016	SEPEDA MOTOR	BAJAJ	PULSAR 180 DTSI UG4	2012	1.000	15,200,000	15,200,000
492	701034 00016	SEPEDA MOTOR	BAJAJ	PULSAR 180 DTSI UG4	2011	1.000	14,500,000	14,500,000
493	701034 00016	SEPEDA MOTOR	BAJAJ	PULSAR 180 DTSI UG4	2010	1.000	14,000,000	14,000,000
494	701034 00016	SEPEDA MOTOR	BAJAJ	PULSAR 180 DTSI UG4	2009	1.000	13,300,000	13,300,000
495	701034 00018	SEPEDA MOTOR	BAJAJ	PULSAR 200 DTSI	2012	1.000	14,600,000	14,600,000
496	701034 00018	SEPEDA MOTOR	BAJAJ	PULSAR 200 DTSI	2011	1.000	14,400,000	14,400,000
497	701034 00018	SEPEDA MOTOR	BAJAJ	PULSAR 200 DTSI	2010	1.000	14,200,000	14,200,000
498	701034 00018	SEPEDA MOTOR	BAJAJ	PULSAR 200 DTSI	2009	1.000	14,000,000	14,000,000
499	701034 00018	SEPEDA MOTOR	BAJAJ	PULSAR 200 DTSI	2008	1.000	13,800,000	13,800,000
500	701034 00018	SEPEDA MOTOR	BAJAJ	PULSAR 200 DTSI	2007	1.000	13,700,000	13,700,000
501	701034 00017	SEPEDA MOTOR	BAJAJ	PULSAR 200 DTS-I S/F	2011	1.000	18,000,000	18,000,000
502	701034 00019	SEPEDA MOTOR	BAJAJ	PULSAR 220 DTS-I S/F	2012	1.000	18,900,000	18,900,000
503	701034 00019	SEPEDA MOTOR	BAJAJ	PULSAR 220 DTS-I S/F	2011	1.000	18,000,000	18,000,000
504	701034 00020	SEPEDA MOTOR	BAJAJ	SAFFIRE	2003	1.000	10,000,000	10,000,000
505	701034 00020	SEPEDA MOTOR	BAJAJ	SAFFIRE	2002	1.000	9,800,000	9,800,000
506	701034 00021	SEPEDA MOTOR	BAJAJ	SUPER 150 CC	1985	1.000	1,600,000	1,600,000
507	701034 00021	SEPEDA MOTOR	BAJAJ	SUPER 150 CC	1984	1.000	1,500,000	1,500,000
508	701034 00021	SEPEDA MOTOR	BAJAJ	SUPER 150 CC	1983	1.000	1,400,000	1,400,000
509	701034 00021	SEPEDA MOTOR	BAJAJ	SUPER 150 CC	1982	1.000	1,300,000	1,300,000
510	701034 00021	SEPEDA MOTOR	BAJAJ	SUPER 150 CC	1981	1.000	1,200,000	1,200,000
511	701034 00021	SEPEDA MOTOR	BAJAJ	SUPER 150 CC	1980	1.000	750,000	750,000
512	701034 00022	SEPEDA MOTOR	BAJAJ	XCD 125	2012	1.000	10,600,000	10,600,000
513	701034 00022	SEPEDA MOTOR	BAJAJ	XCD 125	2011	1.000	10,400,000	10,400,000
514	701034 00023	SEPEDA MOTOR	BAJAJ	XCD 125 DTS-SI	2011	1.000	10,600,000	10,600,000
515	701034 00023	SEPEDA MOTOR	BAJAJ	XCD 125 DTS-SI	2010	1.000	10,100,000	10,100,000
516	701034 00023	SEPEDA MOTOR	BAJAJ	XCD 125 DTS-SI	2009	1.000	9,600,000	9,600,000
517	701034 00023	SEPEDA MOTOR	BAJAJ	XCD 125 DTS-SI	2008	1.000	9,100,000	9,100,000
518	701035 00001	SEPEDA MOTOR	BALADA	BA 100-X	2003	1.000	3,700,000	3,700,000
519	701035 00002	SEPEDA MOTOR	BALADA	BA 125D 125 cc	2015	1.000	8,100,000	8,100,000
520	701035 00002	SEPEDA MOTOR	BALADA	BA 125D 125 cc	2014	1.000	7,900,000	7,900,000
521	701035 00002	SEPEDA MOTOR	BALADA	BA 125D 125 cc	2013	1.000	7,400,000	7,400,000
522	701035 00002	SEPEDA MOTOR	BALADA	BA 125D 125 cc	2012	1.000	7,200,000	7,200,000
523	701035 00002	SEPEDA MOTOR	BALADA	BA 125D 125 cc	2011	1.000	6,900,000	6,900,000
524	701035 00002	SEPEDA MOTOR	BALADA	BA 125D 125 cc	2010	1.000	6,500,000	6,500,000
525	701035 00002	SEPEDA MOTOR	BALADA	BA 125D 125 cc	2009	1.000	6,100,000	6,100,000
526	701035 00002	SEPEDA MOTOR	BALADA	BA 125D 125 cc	2008	1.000	5,600,000	5,600,000
527	701035 00002	SEPEDA MOTOR	BALADA	BA 125D 125 cc	2007	1.000	5,500,000	5,500,000
528	701035 00002	SEPEDA MOTOR	BALADA	BA 125D 125 cc	2006	1.000	5,300,000	5,300,000
529	701035 00002	SEPEDA MOTOR	BALADA	BA 125D 125 cc	2005	1.000	5,000,000	5,000,000
530	701035 00003	SEPEDA MOTOR	BALADA	E Zai 100	2015	1.000	6,500,000	6,500,000
531	701035 00003	SEPEDA MOTOR	BALADA	E Zai 100	2014	1.000	6,300,000	6,300,000
532	701035 00003	SEPEDA MOTOR	BALADA	E Zai 100	2013	1.000	6,100,000	6,100,000
533	701035 00003	SEPEDA MOTOR	BALADA	E Zai 100	2012	1.000	6,000,000	6,000,000
534	701035 00003	SEPEDA MOTOR	BALADA	E Zai 100	2011	1.000	5,700,000	5,700,000
535	701035 00003	SEPEDA MOTOR	BALADA	E Zai 100	2010	1.000	5,400,000	5,400,000

NO	KODING	JENIS	MEREK	TIPE	TH BUAT	BOBOT	NJKB	DP PKB
1	2	3	4	5	6	7	8	9
536	701035 00003	SEPEDA MOTOR	BALADA	E Zai 100	2009	1.000	5,100,000	5,100,000
537	701035 00003	SEPEDA MOTOR	BALADA	E Zai 100	2008	1.000	4,700,000	4,700,000
538	701035 00003	SEPEDA MOTOR	BALADA	E Zai 100	2007	1.000	4,600,000	4,600,000
539	701035 00003	SEPEDA MOTOR	BALADA	E Zai 100	2006	1.000	4,500,000	4,500,000
540	701035 00003	SEPEDA MOTOR	BALADA	E Zai 100	2005	1.000	4,300,000	4,300,000
541	701035 00004	SEPEDA MOTOR	BALADA	E Zai 125	2015	1.000	8,100,000	8,100,000
542	701035 00004	SEPEDA MOTOR	BALADA	E Zai 125	2014	1.000	7,900,000	7,900,000
543	701035 00004	SEPEDA MOTOR	BALADA	E Zai 125	2013	1.000	7,400,000	7,400,000
544	701035 00004	SEPEDA MOTOR	BALADA	E Zai 125	2012	1.000	7,200,000	7,200,000
545	701035 00004	SEPEDA MOTOR	BALADA	E Zai 125	2011	1.000	6,900,000	6,900,000
546	701035 00004	SEPEDA MOTOR	BALADA	E Zai 125	2010	1.000	6,500,000	6,500,000
547	701035 00004	SEPEDA MOTOR	BALADA	E Zai 125	2009	1.000	6,100,000	6,100,000
548	701035 00004	SEPEDA MOTOR	BALADA	E Zai 125	2008	1.000	5,600,000	5,600,000
549	701035 00004	SEPEDA MOTOR	BALADA	E Zai 125	2007	1.000	5,500,000	5,500,000
550	701035 00004	SEPEDA MOTOR	BALADA	E Zai 125	2006	1.000	5,300,000	5,300,000
551	701035 00004	SEPEDA MOTOR	BALADA	E Zai 125	2005	1.000	5,000,000	5,000,000
552	701039 00001	SEPEDA MOTOR	BATTLE	BJ 100	2005	1.000	4,300,000	4,300,000
553	701039 00002	SEPEDA MOTOR	BATTLE	BT100-15	2003	1.000	3,700,000	3,700,000
554	701039 00002	SEPEDA MOTOR	BATTLE	BT100-15	2002	1.000	3,600,000	3,600,000
555	701039 00002	SEPEDA MOTOR	BATTLE	BT100-15	2001	1.000	3,100,000	3,100,000
556	701039 00003	SEPEDA MOTOR	BATTLE	BT110	2015	1.000	6,900,000	6,900,000
557	701039 00003	SEPEDA MOTOR	BATTLE	BT110	2014	1.000	6,700,000	6,700,000
558	701039 00003	SEPEDA MOTOR	BATTLE	BT110	2013	1.000	6,500,000	6,500,000
559	701039 00003	SEPEDA MOTOR	BATTLE	BT110	2012	1.000	6,300,000	6,300,000
560	701039 00003	SEPEDA MOTOR	BATTLE	BT110	2011	1.000	6,100,000	6,100,000
561	701039 00003	SEPEDA MOTOR	BATTLE	BT110	2010	1.000	5,800,000	5,800,000
562	701039 00003	SEPEDA MOTOR	BATTLE	BT110	2009	1.000	5,500,000	5,500,000
563	701039 00003	SEPEDA MOTOR	BATTLE	BT110	2008	1.000	5,100,000	5,100,000
564	701039 00003	SEPEDA MOTOR	BATTLE	BT110	2007	1.000	5,000,000	5,000,000
565	701039 00003	SEPEDA MOTOR	BATTLE	BT110	2006	1.000	4,800,000	4,800,000
566	701039 00003	SEPEDA MOTOR	BATTLE	BT110	2005	1.000	4,600,000	4,600,000
567	701039 00003	SEPEDA MOTOR	BATTLE	BT110	2004	1.000	4,500,000	4,500,000
568	701039 00004	SEPEDA MOTOR	BATTLE	BT110-12A	2003	1.000	4,100,000	4,100,000
569	701039 00004	SEPEDA MOTOR	BATTLE	BT110-12A	2002	1.000	4,000,000	4,000,000
570	701039 00004	SEPEDA MOTOR	BATTLE	BT110-12A	2001	1.000	3,900,000	3,900,000
571	701039 00005	SEPEDA MOTOR	BATTLE	BT110-12B	2003	1.000	4,100,000	4,100,000
572	701039 00005	SEPEDA MOTOR	BATTLE	BT110-12B	2002	1.000	4,000,000	4,000,000
573	701039 00005	SEPEDA MOTOR	BATTLE	BT110-12B	2001	1.000	3,900,000	3,900,000
574	701039 00006	SEPEDA MOTOR	BATTLE	BT150-15	2003	1.000	5,400,000	5,400,000
575	701039 00006	SEPEDA MOTOR	BATTLE	BT150-15	2002	1.000	5,300,000	5,300,000
576	701039 00006	SEPEDA MOTOR	BATTLE	BT150-15	2001	1.000	5,200,000	5,200,000
577	701043 00016	SEPEDA MOTOR	BEIJING	BJ100-5	2004	1.000	4,100,000	4,100,000
578	701043 00016	SEPEDA MOTOR	BEIJING	BJ100-5	2003	1.000	3,700,000	3,700,000
579	701043 00016	SEPEDA MOTOR	BEIJING	BJ100-5	2002	1.000	3,600,000	3,600,000
580	701043 00016	SEPEDA MOTOR	BEIJING	BJ100-5	2001	1.000	3,100,000	3,100,000
581	701043 00016	SEPEDA MOTOR	BEIJING	BJ100-5	2000	1.000	3,000,000	3,000,000
582	701043 00018	SEPEDA MOTOR	BEIJING	BJ100A	2012	1.000	6,100,000	6,100,000
583	701043 00018	SEPEDA MOTOR	BEIJING	BJ100A	2011	1.000	5,800,000	5,800,000
584	701043 00018	SEPEDA MOTOR	BEIJING	BJ100A	2010	1.000	5,700,000	5,700,000
585	701043 00018	SEPEDA MOTOR	BEIJING	BJ100A	2009	1.000	5,500,000	5,500,000
586	701043 00018	SEPEDA MOTOR	BEIJING	BJ100A	2008	1.000	5,000,000	5,000,000
587	701043 00018	SEPEDA MOTOR	BEIJING	BJ100A	2007	1.000	4,800,000	4,800,000
588	701043 00018	SEPEDA MOTOR	BEIJING	BJ100A	2004	1.000	4,100,000	4,100,000
589	701043 00018	SEPEDA MOTOR	BEIJING	BJ100A	2003	1.000	3,700,000	3,700,000
590	701043 00018	SEPEDA MOTOR	BEIJING	BJ100A	2002	1.000	3,600,000	3,600,000
591	701043 00018	SEPEDA MOTOR	BEIJING	BJ100A	2001	1.000	3,100,000	3,100,000
592	701043 00018	SEPEDA MOTOR	BEIJING	BJ100A	2000	1.000	3,000,000	3,000,000
593	701043 00017	SEPEDA MOTOR	BEIJING	BJ100-AT	2005	1.000	4,300,000	4,300,000
594	701043 00011	SEPEDA MOTOR	BEIJING	BJ 110	2005	1.000	4,600,000	4,600,000
595	701043 00019	SEPEDA MOTOR	BEIJING	BJ110-2	2004	1.000	4,500,000	4,500,000
596	701043 00019	SEPEDA MOTOR	BEIJING	BJ110-2	2003	1.000	4,100,000	4,100,000
597	701043 00019	SEPEDA MOTOR	BEIJING	BJ110-2	2002	1.000	4,000,000	4,000,000
598	701043 00019	SEPEDA MOTOR	BEIJING	BJ110-2	2001	1.000	3,900,000	3,900,000
599	701043 00019	SEPEDA MOTOR	BEIJING	BJ110-2	2000	1.000	3,500,000	3,500,000
600	701043 00020	SEPEDA MOTOR	BEIJING	BJ110-3	2008	1.000	5,500,000	5,500,000
601	701043 00020	SEPEDA MOTOR	BEIJING	BJ110-3	2007	1.000	5,200,000	5,200,000
602	701043 00020	SEPEDA MOTOR	BEIJING	BJ110-3	2006	1.000	4,900,000	4,900,000
603	701043 00020	SEPEDA MOTOR	BEIJING	BJ110-3	2005	1.000	4,700,000	4,700,000
604	701043 00020	SEPEDA MOTOR	BEIJING	BJ110-3	2004	1.000	4,500,000	4,500,000
605	701043 00020	SEPEDA MOTOR	BEIJING	BJ110-3	2003	1.000	4,100,000	4,100,000
606	701043 00020	SEPEDA MOTOR	BEIJING	BJ110-3	2002	1.000	4,000,000	4,000,000
607	701043 00020	SEPEDA MOTOR	BEIJING	BJ110-3	2001	1.000	3,900,000	3,900,000
608	701043 00020	SEPEDA MOTOR	BEIJING	BJ110-3	2000	1.000	3,500,000	3,500,000
609	701043 00021	SEPEDA MOTOR	BEIJING	BJ110-4	2004	1.000	4,500,000	4,500,000
610	701043 00021	SEPEDA MOTOR	BEIJING	BJ110-4	2003	1.000	4,100,000	4,100,000
611	701043 00021	SEPEDA MOTOR	BEIJING	BJ110-4	2002	1.000	4,000,000	4,000,000
612	701043 00021	SEPEDA MOTOR	BEIJING	BJ110-4	2001	1.000	3,900,000	3,900,000
613	701043 00021	SEPEDA MOTOR	BEIJING	BJ110-4	2000	1.000	3,500,000	3,500,000
614	701043 00022	SEPEDA MOTOR	BEIJING	BJ110-AT	2004	1.000	4,300,000	4,300,000
615	701043 00013	SEPEDA MOTOR	BEIJING	BJ-125-15	2011	1.000	6,900,000	6,900,000
616	701043 00014	SEPEDA MOTOR	BEIJING	BJ-125-T2C	2004	1.000	4,900,000	4,900,000
617	701043 00014	SEPEDA MOTOR	BEIJING	BJ-125-T2C	2003	1.000	4,500,000	4,500,000
618	701043 00014	SEPEDA MOTOR	BEIJING	BJ-125-T2C	2002	1.000	4,400,000	4,400,000
619	701043 00014	SEPEDA MOTOR	BEIJING	BJ-125-T2C	2001	1.000	4,300,000	4,300,000
620	701043 00015	SEPEDA MOTOR	BEIJING	BJ-125-T2D	2004	1.000	4,900,000	4,900,000
621	701043 00015	SEPEDA MOTOR	BEIJING	BJ-125-T2D	2003	1.000	4,500,000	4,500,000
622	701043 00015	SEPEDA MOTOR	BEIJING	BJ-125-T2D	2002	1.000	4,400,000	4,400,000
623	701043 00015	SEPEDA MOTOR	BEIJING	BJ-125-T2D	2001	1.000	4,300,000	4,300,000
624	701043 00023	SEPEDA MOTOR	BEIJING	BJ150-4	2004	1.000	5,800,000	5,800,000
625	701043 00023	SEPEDA MOTOR	BEIJING	BJ150-4	2003	1.000	5,400,000	5,400,000

NO	KODING	JENIS	MEREK	TIPE	TH BUAT	BOBOT	NJKB	DP PKB
1	2	3	4	5	6	7	8	9
626	701043 00023	SEPEDA MOTOR	BEIJING	BJ150-4	2002	1.000	5,300,000	5,300,000
627	701043 00023	SEPEDA MOTOR	BEIJING	BJ150-4	2001	1.000	5,200,000	5,200,000
628	701043 00024	SEPEDA MOTOR	BEIJING	BJ200	2012	1.000	10,000,000	10,000,000
629	701043 00025	SEPEDA MOTOR	BEIJING	BJ200 CROSS	2015	1.000	10,300,000	10,300,000
630	701043 00025	SEPEDA MOTOR	BEIJING	BJ200 CROSS	2014	1.000	10,100,000	10,100,000
631	701043 00025	SEPEDA MOTOR	BEIJING	BJ200 CROSS	2013	1.000	10,000,000	10,000,000
632	701043 00025	SEPEDA MOTOR	BEIJING	BJ200 CROSS	2012	1.000	9,800,000	9,800,000
633	701043 00025	SEPEDA MOTOR	BEIJING	BJ200 CROSS	2011	1.000	9,400,000	9,400,000
634	701043 00025	SEPEDA MOTOR	BEIJING	BJ200 CROSS	2010	1.000	8,900,000	8,900,000
635	701043 00025	SEPEDA MOTOR	BEIJING	BJ200 CROSS	2009	1.000	8,400,000	8,400,000
636	701043 00025	SEPEDA MOTOR	BEIJING	BJ200 CROSS	2008	1.000	7,800,000	7,800,000
637	701043 00025	SEPEDA MOTOR	BEIJING	BJ200 CROSS	2007	1.000	7,700,000	7,700,000
638	701043 00025	SEPEDA MOTOR	BEIJING	BJ200 CROSS	2006	1.000	7,300,000	7,300,000
639	701043 00025	SEPEDA MOTOR	BEIJING	BJ200 CROSS	2005	1.000	7,200,000	7,200,000
640	701043 00026	SEPEDA MOTOR	BEIJING	BJ200 TROOPER	2015	1.000	10,300,000	10,300,000
641	701043 00026	SEPEDA MOTOR	BEIJING	BJ200 TROOPER	2014	1.000	10,100,000	10,100,000
642	701043 00026	SEPEDA MOTOR	BEIJING	BJ200 TROOPER	2013	1.000	10,000,000	10,000,000
643	701043 00026	SEPEDA MOTOR	BEIJING	BJ200 TROOPER	2012	1.000	9,800,000	9,800,000
644	701043 00026	SEPEDA MOTOR	BEIJING	BJ200 TROOPER	2011	1.000	9,400,000	9,400,000
645	701043 00026	SEPEDA MOTOR	BEIJING	BJ200 TROOPER	2010	1.000	8,900,000	8,900,000
646	701043 00026	SEPEDA MOTOR	BEIJING	BJ200 TROOPER	2009	1.000	8,400,000	8,400,000
647	701043 00026	SEPEDA MOTOR	BEIJING	BJ200 TROOPER	2008	1.000	7,800,000	7,800,000
648	701043 00026	SEPEDA MOTOR	BEIJING	BJ200 TROOPER	2007	1.000	7,700,000	7,700,000
649	701043 00026	SEPEDA MOTOR	BEIJING	BJ200 TROOPER	2006	1.000	7,300,000	7,300,000
650	701043 00026	SEPEDA MOTOR	BEIJING	BJ200 TROOPER	2005	1.000	7,200,000	7,200,000
651	701043 00026	SEPEDA MOTOR	BEIJING	BJ200 TROOPER	2004	1.000	7,100,000	7,100,000
652	701043 00026	SEPEDA MOTOR	BEIJING	BJ200 TROOPER	2003	1.000	6,700,000	6,700,000
653	701043 00027	SEPEDA MOTOR	BEIJING	BJ250	2015	1.000	12,200,000	12,200,000
654	701043 00027	SEPEDA MOTOR	BEIJING	BJ250	2014	1.000	11,900,000	11,900,000
655	701043 00027	SEPEDA MOTOR	BEIJING	BJ250	2013	1.000	11,200,000	11,200,000
656	701043 00027	SEPEDA MOTOR	BEIJING	BJ250	2012	1.000	11,000,000	11,000,000
657	701043 00027	SEPEDA MOTOR	BEIJING	BJ250	2011	1.000	10,600,000	10,600,000
658	701043 00027	SEPEDA MOTOR	BEIJING	BJ250	2010	1.000	10,100,000	10,100,000
659	701043 00027	SEPEDA MOTOR	BEIJING	BJ250	2009	1.000	9,600,000	9,600,000
660	701043 00027	SEPEDA MOTOR	BEIJING	BJ250	2008	1.000	9,000,000	9,000,000
661	701043 00027	SEPEDA MOTOR	BEIJING	BJ250	2007	1.000	8,900,000	8,900,000
662	701043 00027	SEPEDA MOTOR	BEIJING	BJ250	2006	1.000	8,400,000	8,400,000
663	701043 00027	SEPEDA MOTOR	BEIJING	BJ250	2005	1.000	8,200,000	8,200,000
664	701043 00027	SEPEDA MOTOR	BEIJING	BJ250	2004	1.000	8,000,000	8,000,000
665	701043 00027	SEPEDA MOTOR	BEIJING	BJ250	2003	1.000	7,500,000	7,500,000
666	701043 00028	SEPEDA MOTOR	BEIJING	BJ250 CRUISER	2015	1.000	12,200,000	12,200,000
667	701043 00028	SEPEDA MOTOR	BEIJING	BJ250 CRUISER	2014	1.000	11,900,000	11,900,000
668	701043 00028	SEPEDA MOTOR	BEIJING	BJ250 CRUISER	2013	1.000	11,200,000	11,200,000
669	701043 00028	SEPEDA MOTOR	BEIJING	BJ250 CRUISER	2012	1.000	11,000,000	11,000,000
670	701043 00028	SEPEDA MOTOR	BEIJING	BJ250 CRUISER	2011	1.000	10,600,000	10,600,000
671	701043 00028	SEPEDA MOTOR	BEIJING	BJ250 CRUISER	2010	1.000	10,100,000	10,100,000
672	701043 00028	SEPEDA MOTOR	BEIJING	BJ250 CRUISER	2009	1.000	9,600,000	9,600,000
673	701043 00028	SEPEDA MOTOR	BEIJING	BJ250 CRUISER	2008	1.000	9,000,000	9,000,000
674	701043 00028	SEPEDA MOTOR	BEIJING	BJ250 CRUISER	2007	1.000	8,900,000	8,900,000
675	701043 00028	SEPEDA MOTOR	BEIJING	BJ250 CRUISER	2006	1.000	8,400,000	8,400,000
676	701043 00028	SEPEDA MOTOR	BEIJING	BJ250 CRUISER	2005	1.000	8,200,000	8,200,000
677	701043 00012	SEPEDA MOTOR	BEIJING	BJ FOCUS 110 CC	2015	1.000	6,900,000	6,900,000
678	701043 00012	SEPEDA MOTOR	BEIJING	BJ FOCUS 110 CC	2014	1.000	6,700,000	6,700,000
679	701043 00012	SEPEDA MOTOR	BEIJING	BJ FOCUS 110 CC	2013	1.000	6,500,000	6,500,000
680	701043 00012	SEPEDA MOTOR	BEIJING	BJ FOCUS 110 CC	2012	1.000	6,300,000	6,300,000
681	701043 00012	SEPEDA MOTOR	BEIJING	BJ FOCUS 110 CC	2011	1.000	6,100,000	6,100,000
682	701043 00012	SEPEDA MOTOR	BEIJING	BJ FOCUS 110 CC	2010	1.000	5,800,000	5,800,000
683	701043 00012	SEPEDA MOTOR	BEIJING	BJ FOCUS 110 CC	2009	1.000	5,500,000	5,500,000
684	701043 00012	SEPEDA MOTOR	BEIJING	BJ FOCUS 110 CC	2008	1.000	5,100,000	5,100,000
685	701043 00012	SEPEDA MOTOR	BEIJING	BJ FOCUS 110 CC	2007	1.000	5,000,000	5,000,000
686	701043 00012	SEPEDA MOTOR	BEIJING	BJ FOCUS 110 CC	2006	1.000	4,800,000	4,800,000
687	701043 00012	SEPEDA MOTOR	BEIJING	BJ FOCUS 110 CC	2005	1.000	4,600,000	4,600,000
688	701043 00029	SEPEDA MOTOR	BEIJING	RT125-15	2015	1.000	8,100,000	8,100,000
689	701043 00029	SEPEDA MOTOR	BEIJING	RT125-15	2014	1.000	7,900,000	7,900,000
690	701043 00029	SEPEDA MOTOR	BEIJING	RT125-15	2013	1.000	7,400,000	7,400,000
691	701043 00029	SEPEDA MOTOR	BEIJING	RT125-15	2012	1.000	7,200,000	7,200,000
692	701043 00029	SEPEDA MOTOR	BEIJING	RT125-15	2011	1.000	6,900,000	6,900,000
693	701043 00029	SEPEDA MOTOR	BEIJING	RT125-15	2010	1.000	6,500,000	6,500,000
694	701043 00029	SEPEDA MOTOR	BEIJING	RT125-15	2009	1.000	6,100,000	6,100,000
695	701043 00029	SEPEDA MOTOR	BEIJING	RT125-15	2008	1.000	5,600,000	5,600,000
696	701043 00029	SEPEDA MOTOR	BEIJING	RT125-15	2007	1.000	5,500,000	5,500,000
697	701043 00029	SEPEDA MOTOR	BEIJING	RT125-15	2006	1.000	5,300,000	5,300,000
698	701046 00001	SEPEDA MOTOR	BEMBIE	CAMAR	2003	1.000	3,700,000	3,700,000
699	701046 00001	SEPEDA MOTOR	BEMBIE	CAMAR	2002	1.000	3,600,000	3,600,000
700	701046 00001	SEPEDA MOTOR	BEMBIE	CAMAR	2001	1.000	3,100,000	3,100,000
701	701046 00001	SEPEDA MOTOR	BEMBIE	CAMAR	2000	1.000	3,000,000	3,000,000
702	701046 00002	SEPEDA MOTOR	BEMBIE	HB3	1999	1.000	2,100,000	2,100,000
703	701046 00003	SEPEDA MOTOR	BEMBIE	MH (MINI HARLEY)	2000	1.000	2,200,000	2,200,000
704	701046 00003	SEPEDA MOTOR	BEMBIE	MH (MINI HARLEY)	1999	1.000	2,100,000	2,100,000
705	701046 00004	SEPEDA MOTOR	BEMBIE	MS2SP (SPORT)	1999	1.000	2,100,000	2,100,000
706	701046 00005	SEPEDA MOTOR	BEMBIE	PUMA 100	2015	1.000	6,500,000	6,500,000
707	701046 00005	SEPEDA MOTOR	BEMBIE	PUMA 100	2014	1.000	6,300,000	6,300,000
708	701046 00005	SEPEDA MOTOR	BEMBIE	PUMA 100	2013	1.000	6,100,000	6,100,000
709	701046 00005	SEPEDA MOTOR	BEMBIE	PUMA 100	2012	1.000	6,000,000	6,000,000
710	701046 00005	SEPEDA MOTOR	BEMBIE	PUMA 100	2011	1.000	5,700,000	5,700,000
711	701046 00005	SEPEDA MOTOR	BEMBIE	PUMA 100	2010	1.000	5,400,000	5,400,000
712	701046 00005	SEPEDA MOTOR	BEMBIE	PUMA 100	2009	1.000	5,100,000	5,100,000
713	701046 00005	SEPEDA MOTOR	BEMBIE	PUMA 100	2008	1.000	4,700,000	4,700,000
714	701046 00005	SEPEDA MOTOR	BEMBIE	PUMA 100	2007	1.000	4,600,000	4,600,000
715	701046 00005	SEPEDA MOTOR	BEMBIE	PUMA 100	2006	1.000	4,500,000	4,500,000

NO	KODING	JENIS	MEREK	TIPE	TH BUAT	BOBOT	NJKB	DP PKB
1	2	3	4	5	6	7	8	9
806	701050 00001	SEPEDA MOTOR	BHAMA PEUGEOT	BHAMA PEUGEOT	1986	1.000	2,000,000	2,000,000
807	701050 00001	SEPEDA MOTOR	BHAMA PEUGEOT	BHAMA PEUGEOT	1985	1.000	1,900,000	1,900,000
808	701050 00001	SEPEDA MOTOR	BHAMA PEUGEOT	BHAMA PEUGEOT	1984	1.000	1,800,000	1,800,000
809	701050 00001	SEPEDA MOTOR	BHAMA PEUGEOT	BHAMA PEUGEOT	1983	1.000	1,600,000	1,600,000
810	701050 00001	SEPEDA MOTOR	BHAMA PEUGEOT	BHAMA PEUGEOT	1982	1.000	1,500,000	1,500,000
811	701052 00001	SEPEDA MOTOR	BLITZER	ANGEL 50	2015	1.000	4,200,000	4,200,000
812	701052 00001	SEPEDA MOTOR	BLITZER	ANGEL 50	2014	1.000	3,900,000	3,900,000
813	701052 00001	SEPEDA MOTOR	BLITZER	ANGEL 50	2013	1.000	3,600,000	3,600,000
814	701052 00001	SEPEDA MOTOR	BLITZER	ANGEL 50	2012	1.000	3,500,000	3,500,000
815	701052 00001	SEPEDA MOTOR	BLITZER	ANGEL 50	2011	1.000	3,300,000	3,300,000
816	701052 00001	SEPEDA MOTOR	BLITZER	ANGEL 50	2010	1.000	3,200,000	3,200,000
817	701052 00001	SEPEDA MOTOR	BLITZER	ANGEL 50	2009	1.000	3,100,000	3,100,000
818	701052 00001	SEPEDA MOTOR	BLITZER	ANGEL 50	2008	1.000	3,000,000	3,000,000
819	701052 00001	SEPEDA MOTOR	BLITZER	ANGEL 50	2007	1.000	2,900,000	2,900,000
820	701052 00001	SEPEDA MOTOR	BLITZER	ANGEL 50	2006	1.000	2,700,000	2,700,000
821	701052 00001	SEPEDA MOTOR	BLITZER	ANGEL 50	2005	1.000	2,600,000	2,600,000
822	701052 00001	SEPEDA MOTOR	BLITZER	ANGEL 50	2004	1.000	2,500,000	2,500,000
823	701052 00002	SEPEDA MOTOR	BLITZER	NF 100	2015	1.000	6,500,000	6,500,000
824	701052 00002	SEPEDA MOTOR	BLITZER	NF 100	2014	1.000	6,300,000	6,300,000
825	701052 00002	SEPEDA MOTOR	BLITZER	NF 100	2013	1.000	6,100,000	6,100,000
826	701052 00002	SEPEDA MOTOR	BLITZER	NF 100	2012	1.000	6,000,000	6,000,000
827	701052 00002	SEPEDA MOTOR	BLITZER	NF 100	2011	1.000	5,700,000	5,700,000
828	701052 00002	SEPEDA MOTOR	BLITZER	NF 100	2010	1.000	5,400,000	5,400,000
829	701052 00002	SEPEDA MOTOR	BLITZER	NF 100	2009	1.000	5,100,000	5,100,000
830	701052 00002	SEPEDA MOTOR	BLITZER	NF 100	2008	1.000	4,700,000	4,700,000
831	701052 00002	SEPEDA MOTOR	BLITZER	NF 100	2007	1.000	4,600,000	4,600,000
832	701052 00002	SEPEDA MOTOR	BLITZER	NF 100	2006	1.000	4,500,000	4,500,000
833	701052 00002	SEPEDA MOTOR	BLITZER	NF 100	2005	1.000	4,300,000	4,300,000
834	701052 00005	SEPEDA MOTOR	BLITZER	NF100S	2004	1.000	4,100,000	4,100,000
835	701052 00005	SEPEDA MOTOR	BLITZER	NF100S	2003	1.000	3,700,000	3,700,000
836	701052 00006	SEPEDA MOTOR	BLITZER	NF100V	2003	1.000	3,700,000	3,700,000
837	701052 00006	SEPEDA MOTOR	BLITZER	NF100V	2002	1.000	3,600,000	3,600,000
838	701052 00003	SEPEDA MOTOR	BLITZER	NF 110	2015	1.000	6,900,000	6,900,000
839	701052 00003	SEPEDA MOTOR	BLITZER	NF 110	2014	1.000	6,700,000	6,700,000
840	701052 00003	SEPEDA MOTOR	BLITZER	NF 110	2013	1.000	6,500,000	6,500,000
841	701052 00003	SEPEDA MOTOR	BLITZER	NF 110	2012	1.000	6,300,000	6,300,000
842	701052 00003	SEPEDA MOTOR	BLITZER	NF 110	2011	1.000	6,100,000	6,100,000
843	701052 00003	SEPEDA MOTOR	BLITZER	NF 110	2010	1.000	5,800,000	5,800,000
844	701052 00003	SEPEDA MOTOR	BLITZER	NF 110	2009	1.000	5,500,000	5,500,000
845	701052 00003	SEPEDA MOTOR	BLITZER	NF 110	2008	1.000	5,100,000	5,100,000
846	701052 00003	SEPEDA MOTOR	BLITZER	NF 110	2007	1.000	5,000,000	5,000,000
847	701052 00003	SEPEDA MOTOR	BLITZER	NF 110	2006	1.000	4,800,000	4,800,000
848	701052 00003	SEPEDA MOTOR	BLITZER	NF 110	2005	1.000	4,600,000	4,600,000
849	701052 00003	SEPEDA MOTOR	BLITZER	NF 110	2004	1.000	4,500,000	4,500,000
850	701052 00007	SEPEDA MOTOR	BLITZER	NF110S	2003	1.000	4,100,000	4,100,000
851	701052 00007	SEPEDA MOTOR	BLITZER	NF110S	2002	1.000	4,000,000	4,000,000
852	701052 00008	SEPEDA MOTOR	BLITZER	NF110V	2003	1.000	4,100,000	4,100,000
853	701052 00008	SEPEDA MOTOR	BLITZER	NF110V	2002	1.000	4,000,000	4,000,000
854	701052 00004	SEPEDA MOTOR	BLITZER	NF 50	2015	1.000	4,100,000	4,100,000
855	701052 00004	SEPEDA MOTOR	BLITZER	NF 50	2014	1.000	3,900,000	3,900,000
856	701052 00004	SEPEDA MOTOR	BLITZER	NF 50	2013	1.000	3,600,000	3,600,000
857	701052 00004	SEPEDA MOTOR	BLITZER	NF 50	2012	1.000	3,500,000	3,500,000
858	701052 00004	SEPEDA MOTOR	BLITZER	NF 50	2011	1.000	3,300,000	3,300,000
859	701052 00004	SEPEDA MOTOR	BLITZER	NF 50	2010	1.000	3,200,000	3,200,000
860	701052 00004	SEPEDA MOTOR	BLITZER	NF 50	2009	1.000	3,100,000	3,100,000
861	701052 00004	SEPEDA MOTOR	BLITZER	NF 50	2008	1.000	3,000,000	3,000,000
862	701052 00004	SEPEDA MOTOR	BLITZER	NF 50	2007	1.000	2,900,000	2,900,000
863	701052 00004	SEPEDA MOTOR	BLITZER	NF 50	2006	1.000	2,700,000	2,700,000
864	701052 00004	SEPEDA MOTOR	BLITZER	NF 50	2005	1.000	2,600,000	2,600,000
865	701052 00004	SEPEDA MOTOR	BLITZER	NF 50	2004	1.000	2,500,000	2,500,000
866	701052 00009	SEPEDA MOTOR	BLITZER	NF50QT3A	2003	1.000	2,100,000	2,100,000
867	701052 00009	SEPEDA MOTOR	BLITZER	NF50QT3A	2002	1.000	2,000,000	2,000,000
868	701052 00010	SEPEDA MOTOR	BLITZER	NY125	2004	1.000	4,900,000	4,900,000
869	701052 00010	SEPEDA MOTOR	BLITZER	NY125	2003	1.000	4,500,000	4,500,000
870	701052 00010	SEPEDA MOTOR	BLITZER	NY125	2002	1.000	4,400,000	4,400,000
871	701054 00257	SEPEDA MOTOR	BMW	250 R 25	1980	1.000	2,800,000	2,800,000
872	701054 00258	SEPEDA MOTOR	BMW	250 R 26	1980	1.000	3,400,000	3,400,000
873	701054 00259	SEPEDA MOTOR	BMW	250 R 27	1980	1.000	7,300,000	7,300,000
874	701054 00260	SEPEDA MOTOR	BMW	250 R 50	1980	1.000	3,800,000	3,800,000
875	701054 00261	SEPEDA MOTOR	BMW	500 R 50	1980	1.000	4,800,000	4,800,000
876	701054 00262	SEPEDA MOTOR	BMW	600	1980	1.000	5,300,000	5,300,000
877	701054 00263	SEPEDA MOTOR	BMW	600 R 60	1980	1.000	5,300,000	5,300,000
878	701054 00264	SEPEDA MOTOR	BMW	650	1980	1.000	8,800,000	8,800,000
879	701054 00265	SEPEDA MOTOR	BMW	750 CC	1980	1.000	7,400,000	7,400,000
880	701054 00266	SEPEDA MOTOR	BMW	900 R 90	1989	1.000	45,000,000	45,000,000
881	701054 00266	SEPEDA MOTOR	BMW	900 R 90	1988	1.000	30,000,000	30,000,000
882	701054 00266	SEPEDA MOTOR	BMW	900 R 90	1980	1.000	15,500,000	15,500,000
883	701054 00267	SEPEDA MOTOR	BMW	981 CC	1989	1.000	40,000,000	40,000,000
884	701054 00267	SEPEDA MOTOR	BMW	981 CC	1988	1.000	39,200,000	39,200,000
885	701054 00267	SEPEDA MOTOR	BMW	981 CC	1987	1.000	38,500,000	38,500,000
886	701054 00267	SEPEDA MOTOR	BMW	981 CC	1986	1.000	37,800,000	37,800,000
887	701054 00267	SEPEDA MOTOR	BMW	981 CC	1985	1.000	37,100,000	37,100,000
888	701054 00267	SEPEDA MOTOR	BMW	981 CC	1984	1.000	36,400,000	36,400,000
889	701054 00270	SEPEDA MOTOR	BMW	C1	2003	1.000	165,200,000	165,200,000
890	701054 00270	SEPEDA MOTOR	BMW	C1	2002	1.000	161,000,000	161,000,000
891	701054 00270	SEPEDA MOTOR	BMW	C1	2000	1.000	159,700,000	159,700,000
892	701054 00270	SEPEDA MOTOR	BMW	C1	1993	1.000	68,300,000	68,300,000
893	701054 00270	SEPEDA MOTOR	BMW	C1	1992	1.000	58,500,000	58,500,000
894	701054 00270	SEPEDA MOTOR	BMW	C1	1991	1.000	53,600,000	53,600,000
895	701054 00336	SEPEDA MOTOR	BMW	C 400 X	2019	1.000	198,000,000	198,000,000

NO	KODING	JENIS	MEREK	TIPE	TH BUAT	BOBOT	NJKB	DP PKB
1	2	3	4	5	6	7	8	9
896	701054 00268	SEPEDA MOTOR	BMW	C 650 GT	2019	1.000	478,000,000	478,000,000
897	701054 00268	SEPEDA MOTOR	BMW	C 650 GT	2018	1.000	454,100,000	454,100,000
898	701054 00268	SEPEDA MOTOR	BMW	C 650 GT	2017	1.000	431,400,000	431,400,000
899	701054 00269	SEPEDA MOTOR	BMW	C 650 SPORT	2019	1.000	458,200,000	458,200,000
900	701054 00269	SEPEDA MOTOR	BMW	C 650 SPORT	2018	1.000	435,300,000	435,300,000
901	701054 00269	SEPEDA MOTOR	BMW	C 650 SPORT	2017	1.000	413,600,000	413,600,000
902	701054 00271	SEPEDA MOTOR	BMW	F 700 GS	2012	1.000	196,800,000	196,800,000
903	701054 00337	SEPEDA MOTOR	BMW	F 750 GS	2019	1.000	405,000,000	405,000,000
904	701054 00272	SEPEDA MOTOR	BMW	F 800 GS	2011	1.000	187,400,000	187,400,000
905	701054 00273	SEPEDA MOTOR	BMW	F 800 GS ADVENTURE	2017	1.000	351,000,000	351,000,000
906	701054 00274	SEPEDA MOTOR	BMW	F 850 GS	2019	1.000	494,200,000	494,200,000
907	701054 00274	SEPEDA MOTOR	BMW	F 850 GS	2018	1.000	469,500,000	469,500,000
908	701054 00275	SEPEDA MOTOR	BMW	G 310 GS	2019	1.000	117,100,000	117,100,000
909	701054 00275	SEPEDA MOTOR	BMW	G 310 GS	2018	1.000	111,300,000	111,300,000
910	701054 00276	SEPEDA MOTOR	BMW	G 310 R	2019	1.000	102,700,000	102,700,000
911	701054 00276	SEPEDA MOTOR	BMW	G 310 R	2018	1.000	97,600,000	97,600,000
912	701054 00280	SEPEDA MOTOR	BMW	K1	1989	1.000	14,200,000	14,200,000
913	701054 00281	SEPEDA MOTOR	BMW	K100	1993	1.000	68,300,000	68,300,000
914	701054 00281	SEPEDA MOTOR	BMW	K100	1992	1.000	58,500,000	58,500,000
915	701054 00281	SEPEDA MOTOR	BMW	K100	1991	1.000	53,600,000	53,600,000
916	701054 00281	SEPEDA MOTOR	BMW	K100	1990	1.000	48,800,000	48,800,000
917	701054 00281	SEPEDA MOTOR	BMW	K100	1989	1.000	45,000,000	45,000,000
918	701054 00281	SEPEDA MOTOR	BMW	K100	1988	1.000	42,500,000	42,500,000
919	701054 00281	SEPEDA MOTOR	BMW	K100	1987	1.000	40,000,000	40,000,000
920	701054 00281	SEPEDA MOTOR	BMW	K100	1986	1.000	35,000,000	35,000,000
921	701054 00282	SEPEDA MOTOR	BMW	K100LT	2003	1.000	260,600,000	260,600,000
922	701054 00282	SEPEDA MOTOR	BMW	K100LT	2002	1.000	254,000,000	254,000,000
923	701054 00282	SEPEDA MOTOR	BMW	K100LT	2001	1.000	247,500,000	247,500,000
924	701054 00282	SEPEDA MOTOR	BMW	K100LT	1999	1.000	146,300,000	146,300,000
925	701054 00283	SEPEDA MOTOR	BMW	K100RS	2003	1.000	232,000,000	232,000,000
926	701054 00283	SEPEDA MOTOR	BMW	K100RS	2002	1.000	226,200,000	226,200,000
927	701054 00283	SEPEDA MOTOR	BMW	K100RS	2001	1.000	220,300,000	220,300,000
928	701054 00284	SEPEDA MOTOR	BMW	K1100LT	2003	1.000	165,200,000	165,200,000
929	701054 00284	SEPEDA MOTOR	BMW	K1100LT	2002	1.000	161,000,000	161,000,000
930	701054 00284	SEPEDA MOTOR	BMW	K1100LT	2001	1.000	156,900,000	156,900,000
931	701054 00285	SEPEDA MOTOR	BMW	K1100RS	2003	1.000	157,300,000	157,300,000
932	701054 00285	SEPEDA MOTOR	BMW	K1100RS	2002	1.000	153,400,000	153,400,000
933	701054 00285	SEPEDA MOTOR	BMW	K1100RS	2001	1.000	149,500,000	149,500,000
934	701054 00286	SEPEDA MOTOR	BMW	K1200LT	2003	1.000	260,600,000	260,600,000
935	701054 00286	SEPEDA MOTOR	BMW	K1200LT	2002	1.000	254,000,000	254,000,000
936	701054 00286	SEPEDA MOTOR	BMW	K1200LT	2001	1.000	247,500,000	247,500,000
937	701054 00286	SEPEDA MOTOR	BMW	K1200LT	2000	1.000	159,700,000	159,700,000
938	701054 00286	SEPEDA MOTOR	BMW	K1200LT	1999	1.000	143,000,000	143,000,000
939	701054 00287	SEPEDA MOTOR	BMW	K1200RS	2003	1.000	232,000,000	232,000,000
940	701054 00287	SEPEDA MOTOR	BMW	K1200RS	2002	1.000	226,200,000	226,200,000
941	701054 00287	SEPEDA MOTOR	BMW	K1200RS	2001	1.000	194,400,000	194,400,000
942	701054 00277	SEPEDA MOTOR	BMW	K 1600 B	2019	1.000	1,018,900,000	1,018,900,000
943	701054 00277	SEPEDA MOTOR	BMW	K 1600 B	2018	1.000	968,000,000	968,000,000
944	701054 00279	SEPEDA MOTOR	BMW	K 1600 GTL EXCLUSIVE	2017	1.000	630,900,000	630,900,000
945	701054 00278	SEPEDA MOTOR	BMW	K 1600 GT SPORT	2017	1.000	586,800,000	586,800,000
946	701054 00288	SEPEDA MOTOR	BMW	K75	1989	1.000	14,200,000	14,200,000
947	701054 00289	SEPEDA MOTOR	BMW	K75RT	1993	1.000	53,600,000	53,600,000
948	701054 00289	SEPEDA MOTOR	BMW	K75RT	1992	1.000	48,800,000	48,800,000
949	701054 00289	SEPEDA MOTOR	BMW	K75RT	1991	1.000	43,900,000	43,900,000
950	701054 00289	SEPEDA MOTOR	BMW	K75RT	1990	1.000	41,400,000	41,400,000
951	701054 00289	SEPEDA MOTOR	BMW	K75RT	1989	1.000	40,000,000	40,000,000
952	701054 00289	SEPEDA MOTOR	BMW	K75RT	1988	1.000	35,000,000	35,000,000
953	701054 00289	SEPEDA MOTOR	BMW	K75RT	1987	1.000	30,000,000	30,000,000
954	701054 00289	SEPEDA MOTOR	BMW	K75RT	1986	1.000	25,000,000	25,000,000
955	701054 00289	SEPEDA MOTOR	BMW	K75RT	1985	1.000	22,000,000	22,000,000
956	701054 00289	SEPEDA MOTOR	BMW	K75RT	1984	1.000	20,000,000	20,000,000
957	701054 00306	SEPEDA MOTOR	BMW	R100R	1993	1.000	78,000,000	78,000,000
958	701054 00306	SEPEDA MOTOR	BMW	R100R	1992	1.000	75,300,000	75,300,000
959	701054 00306	SEPEDA MOTOR	BMW	R100R	1991	1.000	68,200,000	68,200,000
960	701054 00306	SEPEDA MOTOR	BMW	R100R	1990	1.000	61,700,000	61,700,000
961	701054 00290	SEPEDA MOTOR	BMW	R 100 R / RT	1980	1.000	7,500,000	7,500,000
962	701054 00307	SEPEDA MOTOR	BMW	R100RT	1993	1.000	78,000,000	78,000,000
963	701054 00307	SEPEDA MOTOR	BMW	R100RT	1992	1.000	75,300,000	75,300,000
964	701054 00307	SEPEDA MOTOR	BMW	R100RT	1991	1.000	68,200,000	68,200,000
965	701054 00307	SEPEDA MOTOR	BMW	R100RT	1990	1.000	61,700,000	61,700,000
966	701054 00307	SEPEDA MOTOR	BMW	R100RT	1989	1.000	60,000,000	60,000,000
967	701054 00308	SEPEDA MOTOR	BMW	R100S	1997	1.000	80,700,000	80,700,000
968	701054 00308	SEPEDA MOTOR	BMW	R100S	1996	1.000	73,700,000	73,700,000
969	701054 00308	SEPEDA MOTOR	BMW	R100S	1995	1.000	67,300,000	67,300,000
970	701054 00308	SEPEDA MOTOR	BMW	R100S	1994	1.000	61,100,000	61,100,000
971	701054 00308	SEPEDA MOTOR	BMW	R100S	1993	1.000	55,600,000	55,600,000
972	701054 00308	SEPEDA MOTOR	BMW	R100S	1992	1.000	50,400,000	50,400,000
973	701054 00308	SEPEDA MOTOR	BMW	R100S	1991	1.000	45,600,000	45,600,000
974	701054 00308	SEPEDA MOTOR	BMW	R100S	1990	1.000	41,300,000	41,300,000
975	701054 00308	SEPEDA MOTOR	BMW	R100S	1989	1.000	38,400,000	38,400,000
976	701054 00309	SEPEDA MOTOR	BMW	R1100GS	1993	1.000	68,300,000	68,300,000
977	701054 00309	SEPEDA MOTOR	BMW	R1100GS	1992	1.000	64,500,000	64,500,000
978	701054 00309	SEPEDA MOTOR	BMW	R1100GS	1991	1.000	58,400,000	58,400,000
979	701054 00309	SEPEDA MOTOR	BMW	R1100GS	1989	1.000	38,400,000	38,400,000
980	701054 00309	SEPEDA MOTOR	BMW	R1100GS	1986	1.000	19,100,000	19,100,000
981	701054 00310	SEPEDA MOTOR	BMW	R1100R	2003	1.000	168,600,000	168,600,000
982	701054 00310	SEPEDA MOTOR	BMW	R1100R	2002	1.000	161,700,000	161,700,000
983	701054 00310	SEPEDA MOTOR	BMW	R1100R	2001	1.000	156,900,000	156,900,000
984	701054 00310	SEPEDA MOTOR	BMW	R1100R	2000	1.000	100,000,000	100,000,000
985	701054 00310	SEPEDA MOTOR	BMW	R1100R	1999	1.000	89,000,000	89,000,000

NO	KODING	JENIS	MEREK	TIPE	TH BUAT	BOBOT	NJKB	DP PKB
1	2	3	4	5	6	7	8	9
986	701054 00310	SEPEDA MOTOR	BMW	R1100R	1998	1.000	84,700,000	84,700,000
987	701054 00310	SEPEDA MOTOR	BMW	R1100R	1997	1.000	80,700,000	80,700,000
988	701054 00310	SEPEDA MOTOR	BMW	R1100R	1996	1.000	73,700,000	73,700,000
989	701054 00310	SEPEDA MOTOR	BMW	R1100R	1995	1.000	67,300,000	67,300,000
990	701054 00310	SEPEDA MOTOR	BMW	R1100R	1994	1.000	61,100,000	61,100,000
991	701054 00310	SEPEDA MOTOR	BMW	R1100R	1993	1.000	55,600,000	55,600,000
992	701054 00310	SEPEDA MOTOR	BMW	R1100R	1992	1.000	50,400,000	50,400,000
993	701054 00310	SEPEDA MOTOR	BMW	R1100R	1991	1.000	45,600,000	45,600,000
994	701054 00310	SEPEDA MOTOR	BMW	R1100R	1990	1.000	41,300,000	41,300,000
995	701054 00310	SEPEDA MOTOR	BMW	R1100R	1989	1.000	38,500,000	38,500,000
996	701054 00311	SEPEDA MOTOR	BMW	R1100RT	2000	1.000	146,800,000	146,800,000
997	701054 00311	SEPEDA MOTOR	BMW	R1100RT	1990	1.000	82,900,000	82,900,000
998	701054 00311	SEPEDA MOTOR	BMW	R1100RT	1989	1.000	76,000,000	76,000,000
999	701054 00312	SEPEDA MOTOR	BMW	R110RS	1992	1.000	17,600,000	17,600,000
1000	701054 00312	SEPEDA MOTOR	BMW	R110RS	1991	1.000	16,600,000	16,600,000
1001	701054 00312	SEPEDA MOTOR	BMW	R110RS	1990	1.000	15,600,000	15,600,000
1002	701054 00312	SEPEDA MOTOR	BMW	R110RS	1989	1.000	14,200,000	14,200,000
1003	701054 00313	SEPEDA MOTOR	BMW	R1150GS	2003	1.000	160,500,000	160,500,000
1004	701054 00313	SEPEDA MOTOR	BMW	R1150GS	2002	1.000	156,500,000	156,500,000
1005	701054 00313	SEPEDA MOTOR	BMW	R1150GS	1980	1.000	10,200,000	10,200,000
1006	701054 00314	SEPEDA MOTOR	BMW	R1200C	2003	1.000	202,900,000	202,900,000
1007	701054 00314	SEPEDA MOTOR	BMW	R1200C	2002	1.000	197,900,000	197,900,000
1008	701054 00314	SEPEDA MOTOR	BMW	R1200C	2001	1.000	192,800,000	192,800,000
1009	701054 00314	SEPEDA MOTOR	BMW	R1200C	2000	1.000	159,700,000	159,700,000
1010	701054 00314	SEPEDA MOTOR	BMW	R1200C	1984	1.000	18,700,000	18,700,000
1011	701054 00315	SEPEDA MOTOR	BMW	R1200C INDEPENDENT	2003	1.000	208,700,000	208,700,000
1012	701054 00315	SEPEDA MOTOR	BMW	R1200C INDEPENDENT	2002	1.000	203,500,000	203,500,000
1013	701054 00315	SEPEDA MOTOR	BMW	R1200C INDEPENDENT	1992	1.000	79,900,000	79,900,000
1014	701054 00315	SEPEDA MOTOR	BMW	R1200C INDEPENDENT	1991	1.000	72,400,000	72,400,000
1015	701054 00315	SEPEDA MOTOR	BMW	R1200C INDEPENDENT	1990	1.000	65,500,000	65,500,000
1016	701054 00315	SEPEDA MOTOR	BMW	R1200C INDEPENDENT	1989	1.000	61,000,000	61,000,000
1017	701054 00315	SEPEDA MOTOR	BMW	R1200C INDEPENDENT	1988	1.000	55,000,000	55,000,000
1018	701054 00315	SEPEDA MOTOR	BMW	R1200C INDEPENDENT	1987	1.000	50,000,000	50,000,000
1019	701054 00315	SEPEDA MOTOR	BMW	R1200C INDEPENDENT	1986	1.000	45,000,000	45,000,000
1020	701054 00316	SEPEDA MOTOR	BMW	R1200GS	2018	1.000	679,500,000	679,500,000
1021	701054 00316	SEPEDA MOTOR	BMW	R1200GS	2017	1.000	424,800,000	424,800,000
1022	701054 00316	SEPEDA MOTOR	BMW	R1200GS	2004	1.000	218,100,000	218,100,000
1023	701054 00316	SEPEDA MOTOR	BMW	R1200GS	2003	1.000	207,200,000	207,200,000
1024	701054 00291	SEPEDA MOTOR	BMW	R 1200 GS ADVENTURE	2018	1.000	563,200,000	563,200,000
1025	701054 00291	SEPEDA MOTOR	BMW	R 1200 GS ADVENTURE	2017	1.000	450,400,000	450,400,000
1026	701054 00317	SEPEDA MOTOR	BMW	R1200LT	2003	1.000	175,400,000	175,400,000
1027	701054 00317	SEPEDA MOTOR	BMW	R1200LT	2002	1.000	171,100,000	171,100,000
1028	701054 00317	SEPEDA MOTOR	BMW	R1200LT	1993	1.000	78,000,000	78,000,000
1029	701054 00317	SEPEDA MOTOR	BMW	R1200LT	1992	1.000	75,300,000	75,300,000
1030	701054 00317	SEPEDA MOTOR	BMW	R1200LT	1991	1.000	68,200,000	68,200,000
1031	701054 00317	SEPEDA MOTOR	BMW	R1200LT	1990	1.000	61,700,000	61,700,000
1032	701054 00317	SEPEDA MOTOR	BMW	R1200LT	1989	1.000	57,200,000	57,200,000
1033	701054 00317	SEPEDA MOTOR	BMW	R1200LT	1988	1.000	51,700,000	51,700,000
1034	701054 00317	SEPEDA MOTOR	BMW	R1200LT	1987	1.000	46,600,000	46,600,000
1035	701054 00317	SEPEDA MOTOR	BMW	R1200LT	1986	1.000	42,100,000	42,100,000
1036	701054 00317	SEPEDA MOTOR	BMW	R1200LT	1985	1.000	38,000,000	38,000,000
1037	701054 00317	SEPEDA MOTOR	BMW	R1200LT	1984	1.000	34,000,000	34,000,000
1038	701054 00292	SEPEDA MOTOR	BMW	R 1200 R	2017	1.000	379,800,000	379,800,000
1039	701054 00293	SEPEDA MOTOR	BMW	R 1200 RS	2017	1.000	399,600,000	399,600,000
1040	701054 00294	SEPEDA MOTOR	BMW	R 1200 RT	2018	1.000	799,200,000	799,200,000
1041	701054 00294	SEPEDA MOTOR	BMW	R 1200 RT	2017	1.000	512,100,000	512,100,000
1042	701054 00294	SEPEDA MOTOR	BMW	R 1200 RT	2011	1.000	187,400,000	187,400,000
1043	701054 00297	SEPEDA MOTOR	BMW	R 1200 RT-P	2017	1.000	582,300,000	582,300,000
1044	701054 00295	SEPEDA MOTOR	BMW	R 1200 RT POLICE	2018	1.000	904,500,000	904,500,000
1045	701054 00296	SEPEDA MOTOR	BMW	R 1200 RT SPEZIAL	2018	1.000	856,800,000	856,800,000
1046	701054 00338	SEPEDA MOTOR	BMW	R 1250 GS	2019	1.000	679,600,000	679,600,000
1047	701054 00339	SEPEDA MOTOR	BMW	R 1250 GS ADVENTURE	2019	1.000	719,200,000	719,200,000
1048	701054 00340	SEPEDA MOTOR	BMW	R 1250 RT	2019	1.000	799,200,000	799,200,000
1049	701054 00298	SEPEDA MOTOR	BMW	R 27	1980	1.000	7,500,000	7,500,000
1050	701054 00299	SEPEDA MOTOR	BMW	R 80 GS	2000	1.000	146,800,000	146,800,000
1051	701054 00299	SEPEDA MOTOR	BMW	R 80 GS	1992	1.000	79,900,000	79,900,000
1052	701054 00299	SEPEDA MOTOR	BMW	R 80 GS	1991	1.000	72,400,000	72,400,000
1053	701054 00299	SEPEDA MOTOR	BMW	R 80 GS	1990	1.000	65,500,000	65,500,000
1054	701054 00299	SEPEDA MOTOR	BMW	R 80 GS	1989	1.000	60,700,000	60,700,000
1055	701054 00299	SEPEDA MOTOR	BMW	R 80 GS	1988	1.000	54,900,000	54,900,000
1056	701054 00299	SEPEDA MOTOR	BMW	R 80 GS	1987	1.000	49,500,000	49,500,000
1057	701054 00299	SEPEDA MOTOR	BMW	R 80 GS	1986	1.000	19,100,000	19,100,000
1058	701054 00300	SEPEDA MOTOR	BMW	R NINE T	2019	1.000	568,900,000	568,900,000
1059	701054 00300	SEPEDA MOTOR	BMW	R NINE T	2018	1.000	540,500,000	540,500,000
1060	701054 00300	SEPEDA MOTOR	BMW	R NINE T	2017	1.000	513,500,000	513,500,000
1061	701054 00301	SEPEDA MOTOR	BMW	R NINE T RACER	2019	1.000	557,200,000	557,200,000
1062	701054 00301	SEPEDA MOTOR	BMW	R NINE T RACER	2018	1.000	529,400,000	529,400,000
1063	701054 00302	SEPEDA MOTOR	BMW	R NINE T SCRAMBLER	2019	1.000	557,200,000	557,200,000
1064	701054 00302	SEPEDA MOTOR	BMW	R NINE T SCRAMBLER	2018	1.000	529,400,000	529,400,000
1065	701054 00303	SEPEDA MOTOR	BMW	R NINE T SPEZIAL	2018	1.000	646,200,000	646,200,000
1066	701054 00304	SEPEDA MOTOR	BMW	R NINE T T SCRAMBLER	2017	1.000	360,000,000	360,000,000
1067	701054 00305	SEPEDA MOTOR	BMW	R NINE T URBAN G/S	2019	1.000	557,200,000	557,200,000
1068	701054 00305	SEPEDA MOTOR	BMW	R NINE T URBAN G/S	2018	1.000	529,400,000	529,400,000
1069	701054 00318	SEPEDA MOTOR	BMW	S 1000 R	2019	1.000	535,600,000	535,600,000
1070	701054 00318	SEPEDA MOTOR	BMW	S 1000 R	2018	1.000	508,900,000	508,900,000
1071	701054 00319	SEPEDA MOTOR	BMW	S 1000 RR	2019	1.000	676,900,000	676,900,000
1072	701054 00319	SEPEDA MOTOR	BMW	S 1000 RR	2018	1.000	643,100,000	643,100,000
1073	701054 00319	SEPEDA MOTOR	BMW	S 1000 RR	2017	1.000	611,000,000	611,000,000
1074	701054 00320	SEPEDA MOTOR	BMW	S 1000 XR	2017	1.000	389,700,000	389,700,000
1075	701054 00321	SEPEDA MOTOR	BMW	WB 105	1987	1.000	29,200,000	29,200,000

NO	KODING	JENIS	MEREK	TIPE	TH BUAT	BOBOT	NJKB	DP PKB
1	2	3	4	5	6	7	8	9
1076	701054 00321	SEPEDA MOTOR	BMW	WB 105	1985	1.000	20,000,000	20,000,000
1077	701059 00001	SEPEDA MOTOR	BOSOWA-	AQUILA 125	2003	1.000	31,900,000	31,900,000
1078	701059 00001	SEPEDA MOTOR	BOSOWA-	AQUILA 125	2002	1.000	29,200,000	29,200,000
1079	701059 00001	SEPEDA MOTOR	BOSOWA-	AQUILA 125	2001	1.000	28,700,000	28,700,000
1080	701059 00001	SEPEDA MOTOR	BOSOWA-	AQUILA 125	2000	1.000	28,600,000	28,600,000
1081	701059 00002	SEPEDA MOTOR	BOSOWA-	AQUILA 250	2003	1.000	39,900,000	39,900,000
1082	701059 00002	SEPEDA MOTOR	BOSOWA-	AQUILA 250	2002	1.000	37,300,000	37,300,000
1083	701059 00002	SEPEDA MOTOR	BOSOWA-	AQUILA 250	2001	1.000	36,900,000	36,900,000
1084	701059 00002	SEPEDA MOTOR	BOSOWA-	AQUILA 250	2000	1.000	36,600,000	36,600,000
1085	701059 00003	SEPEDA MOTOR	BOSOWA-	DINASTI 110	2003	1.000	5,300,000	5,300,000
1086	701059 00004	SEPEDA MOTOR	BOSOWA-	EZ100	2004	1.000	6,200,000	6,200,000
1087	701059 00004	SEPEDA MOTOR	BOSOWA-	EZ100	2003	1.000	5,900,000	5,900,000
1088	701059 00004	SEPEDA MOTOR	BOSOWA-	EZ100	2002	1.000	5,700,000	5,700,000
1089	701059 00004	SEPEDA MOTOR	BOSOWA-	EZ100	2001	1.000	5,400,000	5,400,000
1090	701059 00005	SEPEDA MOTOR	BOSOWA-	FX110D / J CONCORDE	2004	1.000	6,200,000	6,200,000
1091	701059 00005	SEPEDA MOTOR	BOSOWA-	FX110D / J CONCORDE	2003	1.000	5,900,000	5,900,000
1092	701059 00005	SEPEDA MOTOR	BOSOWA-	FX110D / J CONCORDE	2002	1.000	5,800,000	5,800,000
1093	701059 00005	SEPEDA MOTOR	BOSOWA-	FX110D / J CONCORDE	2001	1.000	5,600,000	5,600,000
1094	701059 00005	SEPEDA MOTOR	BOSOWA-	FX110D / J CONCORDE	2000	1.000	5,400,000	5,400,000
1095	701059 00006	SEPEDA MOTOR	BOSOWA-	GA125F CRUISER II	2007	1.000	11,700,000	11,700,000
1096	701059 00006	SEPEDA MOTOR	BOSOWA-	GA125F CRUISER II	2006	1.000	10,900,000	10,900,000
1097	701059 00006	SEPEDA MOTOR	BOSOWA-	GA125F CRUISER II	2005	1.000	10,300,000	10,300,000
1098	701059 00006	SEPEDA MOTOR	BOSOWA-	GA125F CRUISER II	2004	1.000	9,900,000	9,900,000
1099	701059 00006	SEPEDA MOTOR	BOSOWA-	GA125F CRUISER II	2003	1.000	8,100,000	8,100,000
1100	701059 00006	SEPEDA MOTOR	BOSOWA-	GA125F CRUISER II	2002	1.000	7,100,000	7,100,000
1101	701059 00006	SEPEDA MOTOR	BOSOWA-	GA125F CRUISER II	2001	1.000	6,200,000	6,200,000
1102	701059 00006	SEPEDA MOTOR	BOSOWA-	GA125F CRUISER II	2000	1.000	5,500,000	5,500,000
1103	701059 00007	SEPEDA MOTOR	BOSOWA-	GF 125	2003	1.000	14,700,000	14,700,000
1104	701059 00007	SEPEDA MOTOR	BOSOWA-	GF 125	2002	1.000	13,300,000	13,300,000
1105	701059 00007	SEPEDA MOTOR	BOSOWA-	GF 125	2001	1.000	13,200,000	13,200,000
1106	701059 00007	SEPEDA MOTOR	BOSOWA-	GF 125	2000	1.000	13,100,000	13,100,000
1107	701059 00008	SEPEDA MOTOR	BOSOWA-	GF125 SPEED	2004	1.000	7,400,000	7,400,000
1108	701059 00008	SEPEDA MOTOR	BOSOWA-	GF125 SPEED	2003	1.000	6,900,000	6,900,000
1109	701059 00008	SEPEDA MOTOR	BOSOWA-	GF125 SPEED	2002	1.000	6,500,000	6,500,000
1110	701059 00008	SEPEDA MOTOR	BOSOWA-	GF125 SPEED	2001	1.000	6,200,000	6,200,000
1111	701059 00009	SEPEDA MOTOR	BOSOWA-	GPS125 PLUS	2004	1.000	7,400,000	7,400,000
1112	701059 00009	SEPEDA MOTOR	BOSOWA-	GPS125 PLUS	2003	1.000	6,900,000	6,900,000
1113	701059 00009	SEPEDA MOTOR	BOSOWA-	GPS125 PLUS	2002	1.000	6,500,000	6,500,000
1114	701059 00009	SEPEDA MOTOR	BOSOWA-	GPS125 PLUS	2001	1.000	6,200,000	6,200,000
1115	701059 00010	SEPEDA MOTOR	BOSOWA-	GRANDPRIX PLUS (JETMATIC)	2002	1.000	17,200,000	17,200,000
1116	701059 00010	SEPEDA MOTOR	BOSOWA-	GRANDPRIX PLUS (JETMATIC)	2001	1.000	16,900,000	16,900,000
1117	701059 00010	SEPEDA MOTOR	BOSOWA-	GRANDPRIX PLUS (JETMATIC)	2000	1.000	16,800,000	16,800,000
1118	701059 00012	SEPEDA MOTOR	BOSOWA-	GV125 CRUISER	2007	1.000	33,400,000	33,400,000
1119	701059 00012	SEPEDA MOTOR	BOSOWA-	GV125 CRUISER	2006	1.000	31,800,000	31,800,000
1120	701059 00012	SEPEDA MOTOR	BOSOWA-	GV125 CRUISER	2005	1.000	30,500,000	30,500,000
1121	701059 00012	SEPEDA MOTOR	BOSOWA-	GV125 CRUISER	2004	1.000	29,700,000	29,700,000
1122	701059 00012	SEPEDA MOTOR	BOSOWA-	GV125 CRUISER	2003	1.000	28,500,000	28,500,000
1123	701059 00012	SEPEDA MOTOR	BOSOWA-	GV125 CRUISER	2002	1.000	27,700,000	27,700,000
1124	701059 00012	SEPEDA MOTOR	BOSOWA-	GV125 CRUISER	2001	1.000	26,300,000	26,300,000
1125	701059 00011	SEPEDA MOTOR	BOSOWA-	GV125 MIRAGE	2007	1.000	33,400,000	33,400,000
1126	701059 00011	SEPEDA MOTOR	BOSOWA-	GV125 MIRAGE	2006	1.000	31,800,000	31,800,000
1127	701059 00011	SEPEDA MOTOR	BOSOWA-	GV125 MIRAGE	2005	1.000	30,500,000	30,500,000
1128	701059 00011	SEPEDA MOTOR	BOSOWA-	GV125 MIRAGE	2004	1.000	29,700,000	29,700,000
1129	701059 00011	SEPEDA MOTOR	BOSOWA-	GV125 MIRAGE	2003	1.000	28,300,000	28,300,000
1130	701059 00013	SEPEDA MOTOR	BOSOWA-	GV250 CRUISER	2004	1.000	37,800,000	37,800,000
1131	701059 00013	SEPEDA MOTOR	BOSOWA-	GV250 CRUISER	2003	1.000	36,300,000	36,300,000
1132	701059 00013	SEPEDA MOTOR	BOSOWA-	GV250 CRUISER	2002	1.000	34,900,000	34,900,000
1133	701059 00013	SEPEDA MOTOR	BOSOWA-	GV250 CRUISER	2001	1.000	33,600,000	33,600,000
1134	701059 00014	SEPEDA MOTOR	BOSOWA-	LX 110	2007	1.000	7,400,000	7,400,000
1135	701059 00014	SEPEDA MOTOR	BOSOWA-	LX 110	2006	1.000	7,000,000	7,000,000
1136	701059 00014	SEPEDA MOTOR	BOSOWA-	LX 110	2005	1.000	6,700,000	6,700,000
1137	701059 00014	SEPEDA MOTOR	BOSOWA-	LX 110	2004	1.000	6,400,000	6,400,000
1138	701059 00015	SEPEDA MOTOR	BOSOWA-	RT 125	2007	1.000	9,100,000	9,100,000
1139	701059 00015	SEPEDA MOTOR	BOSOWA-	RT 125	2006	1.000	7,900,000	7,900,000
1140	701059 00016	SEPEDA MOTOR	BOSOWA-	RX 125	2007	1.000	9,100,000	9,100,000
1141	701059 00016	SEPEDA MOTOR	BOSOWA-	RX 125	2006	1.000	8,400,000	8,400,000
1142	701059 00016	SEPEDA MOTOR	BOSOWA-	RX 125	2005	1.000	7,900,000	7,900,000
1143	701059 00016	SEPEDA MOTOR	BOSOWA-	RX 125	2004	1.000	7,600,000	7,600,000
1144	701059 00016	SEPEDA MOTOR	BOSOWA-	RX 125	2003	1.000	7,100,000	7,100,000
1145	701059 00016	SEPEDA MOTOR	BOSOWA-	RX 125	2002	1.000	6,700,000	6,700,000
1146	701059 00016	SEPEDA MOTOR	BOSOWA-	RX 125	2001	1.000	6,300,000	6,300,000
1147	701059 00017	SEPEDA MOTOR	BOSOWA-	RX125 TRAIL	2007	1.000	15,800,000	15,800,000
1148	701059 00017	SEPEDA MOTOR	BOSOWA-	RX125 TRAIL	2006	1.000	14,300,000	14,300,000
1149	701059 00017	SEPEDA MOTOR	BOSOWA-	RX125 TRAIL	2005	1.000	13,300,000	13,300,000
1150	701059 00017	SEPEDA MOTOR	BOSOWA-	RX125 TRAIL	2004	1.000	12,300,000	12,300,000
1151	701059 00017	SEPEDA MOTOR	BOSOWA-	RX125 TRAIL	2003	1.000	11,200,000	11,200,000
1152	701059 00017	SEPEDA MOTOR	BOSOWA-	RX125 TRAIL	2002	1.000	9,300,000	9,300,000
1153	701059 00017	SEPEDA MOTOR	BOSOWA-	RX125 TRAIL	2001	1.000	7,500,000	7,500,000
1154	701059 00018	SEPEDA MOTOR	BOSOWA-	SF 50	2000	1.000	3,200,000	3,200,000
1155	701060 00001	SEPEDA MOTOR	BOSS	BS100	2011	1.000	5,700,000	5,700,000
1156	701060 00001	SEPEDA MOTOR	BOSS	BS100	2010	1.000	5,400,000	5,400,000
1157	701060 00001	SEPEDA MOTOR	BOSS	BS100	2009	1.000	5,100,000	5,100,000
1158	701060 00001	SEPEDA MOTOR	BOSS	BS100	2008	1.000	4,700,000	4,700,000
1159	701060 00001	SEPEDA MOTOR	BOSS	BS100	2007	1.000	4,600,000	4,600,000
1160	701060 00001	SEPEDA MOTOR	BOSS	BS100	2006	1.000	4,500,000	4,500,000
1161	701060 00001	SEPEDA MOTOR	BOSS	BS100	2005	1.000	4,300,000	4,300,000
1162	701060 00001	SEPEDA MOTOR	BOSS	BS100	2004	1.000	4,100,000	4,100,000
1163	701060 00002	SEPEDA MOTOR	BOSS	BS100-9	2003	1.000	3,700,000	3,700,000
1164	701060 00002	SEPEDA MOTOR	BOSS	BS100-9	2002	1.000	3,600,000	3,600,000
1165	701060 00002	SEPEDA MOTOR	BOSS	BS100-9	2001	1.000	3,100,000	3,100,000

NO	KODING	JENIS	MEREK	TIPE	TH BUAT	BOBOT	NJKB	DP PKB
1	2	3	4	5	6	7	8	9
1166	701061.00001	SEPEDA MOTOR	BOSSINI	BX 100	2011	1.000	5,700,000	5,700,000
1167	701061.00001	SEPEDA MOTOR	BOSSINI	BX 100	2010	1.000	5,400,000	5,400,000
1168	701061.00001	SEPEDA MOTOR	BOSSINI	BX 100	2009	1.000	5,100,000	5,100,000
1169	701061.00001	SEPEDA MOTOR	BOSSINI	BX 100	2008	1.000	4,700,000	4,700,000
1170	701061.00001	SEPEDA MOTOR	BOSSINI	BX 100	2007	1.000	4,600,000	4,600,000
1171	701061.00001	SEPEDA MOTOR	BOSSINI	BX 100	2006	1.000	4,500,000	4,500,000
1172	701061.00001	SEPEDA MOTOR	BOSSINI	BX 100	2005	1.000	4,300,000	4,300,000
1173	701061.00001	SEPEDA MOTOR	BOSSINI	BX 100	2004	1.000	4,100,000	4,100,000
1174	701061.00006	SEPEDA MOTOR	BOSSINI	BX100-9 JOCKY	2003	1.000	3,700,000	3,700,000
1175	701061.00006	SEPEDA MOTOR	BOSSINI	BX100-9 JOCKY	2002	1.000	3,600,000	3,600,000
1176	701061.00006	SEPEDA MOTOR	BOSSINI	BX100-9 JOCKY	2001	1.000	3,100,000	3,100,000
1177	701061.00006	SEPEDA MOTOR	BOSSINI	BX100-9 JOCKY	2000	1.000	3,000,000	3,000,000
1178	701061.00007	SEPEDA MOTOR	BOSSINI	BX100A SHARMON	2003	1.000	3,700,000	3,700,000
1179	701061.00007	SEPEDA MOTOR	BOSSINI	BX100A SHARMON	2002	1.000	3,600,000	3,600,000
1180	701061.00007	SEPEDA MOTOR	BOSSINI	BX100A SHARMON	2001	1.000	3,100,000	3,100,000
1181	701061.00007	SEPEDA MOTOR	BOSSINI	BX100A SHARMON	2000	1.000	3,000,000	3,000,000
1182	701061.00002	SEPEDA MOTOR	BOSSINI	BX 125	2011	1.000	6,900,000	6,900,000
1183	701061.00002	SEPEDA MOTOR	BOSSINI	BX 125	2010	1.000	6,500,000	6,500,000
1184	701061.00002	SEPEDA MOTOR	BOSSINI	BX 125	2009	1.000	6,100,000	6,100,000
1185	701061.00002	SEPEDA MOTOR	BOSSINI	BX 125	2008	1.000	5,800,000	5,800,000
1186	701061.00002	SEPEDA MOTOR	BOSSINI	BX 125	2007	1.000	5,700,000	5,700,000
1187	701061.00002	SEPEDA MOTOR	BOSSINI	BX 125	2006	1.000	5,300,000	5,300,000
1188	701061.00002	SEPEDA MOTOR	BOSSINI	BX 125	2005	1.000	5,000,000	5,000,000
1189	701061.00002	SEPEDA MOTOR	BOSSINI	BX 125	2004	1.000	4,900,000	4,900,000
1190	701061.00008	SEPEDA MOTOR	BOSSINI	BX125-4 MOUNTAIN	2003	1.000	4,500,000	4,500,000
1191	701061.00008	SEPEDA MOTOR	BOSSINI	BX125-4 MOUNTAIN	2002	1.000	4,400,000	4,400,000
1192	701061.00008	SEPEDA MOTOR	BOSSINI	BX125-4 MOUNTAIN	2001	1.000	4,300,000	4,300,000
1193	701061.00008	SEPEDA MOTOR	BOSSINI	BX125-4 MOUNTAIN	2000	1.000	4,200,000	4,200,000
1194	701061.00009	SEPEDA MOTOR	BOSSINI	BX125-8R FALCON	2003	1.000	4,500,000	4,500,000
1195	701061.00009	SEPEDA MOTOR	BOSSINI	BX125-8R FALCON	2002	1.000	4,400,000	4,400,000
1196	701061.00009	SEPEDA MOTOR	BOSSINI	BX125-8R FALCON	2001	1.000	4,300,000	4,300,000
1197	701061.00009	SEPEDA MOTOR	BOSSINI	BX125-8R FALCON	2000	1.000	4,200,000	4,200,000
1198	701061.00010	SEPEDA MOTOR	BOSSINI	BX125-8V SONIC	2003	1.000	4,500,000	4,500,000
1199	701061.00010	SEPEDA MOTOR	BOSSINI	BX125-8V SONIC	2002	1.000	4,400,000	4,400,000
1200	701061.00010	SEPEDA MOTOR	BOSSINI	BX125-8V SONIC	2001	1.000	4,300,000	4,300,000
1201	701061.00010	SEPEDA MOTOR	BOSSINI	BX125-8V SONIC	2000	1.000	4,200,000	4,200,000
1202	701061.00003	SEPEDA MOTOR	BOSSINI	BX 150	2011	1.000	7,900,000	7,900,000
1203	701061.00003	SEPEDA MOTOR	BOSSINI	BX 150	2010	1.000	7,400,000	7,400,000
1204	701061.00003	SEPEDA MOTOR	BOSSINI	BX 150	2009	1.000	6,900,000	6,900,000
1205	701061.00003	SEPEDA MOTOR	BOSSINI	BX 150	2008	1.000	6,500,000	6,500,000
1206	701061.00003	SEPEDA MOTOR	BOSSINI	BX 150	2007	1.000	6,400,000	6,400,000
1207	701061.00003	SEPEDA MOTOR	BOSSINI	BX 150	2006	1.000	6,000,000	6,000,000
1208	701061.00003	SEPEDA MOTOR	BOSSINI	BX 150	2005	1.000	5,900,000	5,900,000
1209	701061.00003	SEPEDA MOTOR	BOSSINI	BX 150	2004	1.000	5,800,000	5,800,000
1210	701061.00011	SEPEDA MOTOR	BOSSINI	BX150 CAESAR	2003	1.000	5,400,000	5,400,000
1211	701061.00011	SEPEDA MOTOR	BOSSINI	BX150 CAESAR	2002	1.000	5,300,000	5,300,000
1212	701061.00011	SEPEDA MOTOR	BOSSINI	BX150 CAESAR	2001	1.000	5,200,000	5,200,000
1213	701061.00011	SEPEDA MOTOR	BOSSINI	BX150 CAESAR	2000	1.000	5,100,000	5,100,000
1214	701061.00004	SEPEDA MOTOR	BOSSINI	BX 90	2011	1.000	4,500,000	4,500,000
1215	701061.00004	SEPEDA MOTOR	BOSSINI	BX 90	2010	1.000	4,400,000	4,400,000
1216	701061.00004	SEPEDA MOTOR	BOSSINI	BX 90	2009	1.000	4,300,000	4,300,000
1217	701061.00004	SEPEDA MOTOR	BOSSINI	BX 90	2008	1.000	4,100,000	4,100,000
1218	701061.00004	SEPEDA MOTOR	BOSSINI	BX 90	2007	1.000	4,000,000	4,000,000
1219	701061.00004	SEPEDA MOTOR	BOSSINI	BX 90	2006	1.000	3,900,000	3,900,000
1220	701061.00004	SEPEDA MOTOR	BOSSINI	BX 90	2005	1.000	3,800,000	3,800,000
1221	701061.00004	SEPEDA MOTOR	BOSSINI	BX 90	2004	1.000	3,700,000	3,700,000
1222	701061.00005	SEPEDA MOTOR	BOSSINI	BX 90A ROMEO	2003	1.000	3,300,000	3,300,000
1223	701061.00005	SEPEDA MOTOR	BOSSINI	BX 90A ROMEO	2002	1.000	3,200,000	3,200,000
1224	701061.00005	SEPEDA MOTOR	BOSSINI	BX 90A ROMEO	2001	1.000	3,000,000	3,000,000
1225	701061.00005	SEPEDA MOTOR	BOSSINI	BX 90A ROMEO	2000	1.000	2,900,000	2,900,000
1226	701062.00001	SEPEDA MOTOR	BRIDGESTONE	175cc	1980	1.000	2,000,000	2,000,000
1227	701063.00001	SEPEDA MOTOR	BSA	125cc	1980	1.000	1,700,000	1,700,000
1228	701063.00002	SEPEDA MOTOR	BSA	250cc	1980	1.000	2,500,000	2,500,000
1229	701063.00003	SEPEDA MOTOR	BSA	350cc	1980	1.000	3,000,000	3,000,000
1230	701063.00004	SEPEDA MOTOR	BSA	500cc	1980	1.000	3,500,000	3,500,000
1231	701063.00005	SEPEDA MOTOR	BSA	600cc	1980	1.000	4,500,000	4,500,000
1232	701068.00001	SEPEDA MOTOR	BUSHIDO	BS110-8	2003	1.000	4,100,000	4,100,000
1233	701068.00001	SEPEDA MOTOR	BUSHIDO	BS110-8	2002	1.000	4,000,000	4,000,000
1234	701068.00001	SEPEDA MOTOR	BUSHIDO	BS110-8	2001	1.000	3,900,000	3,900,000
1235	701070.00001	SEPEDA MOTOR	CAGIVA	CANYON 500cc	2006	1.000	62,400,000	62,400,000
1236	701070.00001	SEPEDA MOTOR	CAGIVA	CANYON 500cc	2005	1.000	60,800,000	60,800,000
1237	701070.00001	SEPEDA MOTOR	CAGIVA	CANYON 500cc	2004	1.000	59,900,000	59,900,000
1238	701070.00001	SEPEDA MOTOR	CAGIVA	CANYON 500cc	2003	1.000	56,800,000	56,800,000
1239	701070.00001	SEPEDA MOTOR	CAGIVA	CANYON 500cc	2002	1.000	54,700,000	54,700,000
1240	701070.00001	SEPEDA MOTOR	CAGIVA	CANYON 500cc	2001	1.000	52,800,000	52,800,000
1241	701070.00001	SEPEDA MOTOR	CAGIVA	CANYON 500cc	2000	1.000	50,000,000	50,000,000
1242	701070.00002	SEPEDA MOTOR	CAGIVA	CUCIOLA 125 (JETMATIC)	2006	1.000	18,300,000	18,300,000
1243	701070.00002	SEPEDA MOTOR	CAGIVA	CUCIOLA 125 (JETMATIC)	2005	1.000	17,600,000	17,600,000
1244	701070.00002	SEPEDA MOTOR	CAGIVA	CUCIOLA 125 (JETMATIC)	2004	1.000	17,100,000	17,100,000
1245	701070.00002	SEPEDA MOTOR	CAGIVA	CUCIOLA 125 (JETMATIC)	2003	1.000	16,200,000	16,200,000
1246	701070.00002	SEPEDA MOTOR	CAGIVA	CUCIOLA 125 (JETMATIC)	2002	1.000	15,800,000	15,800,000
1247	701070.00002	SEPEDA MOTOR	CAGIVA	CUCIOLA 125 (JETMATIC)	2001	1.000	15,300,000	15,300,000
1248	701070.00002	SEPEDA MOTOR	CAGIVA	CUCIOLA 125 (JETMATIC)	2000	1.000	14,800,000	14,800,000
1249	701070.00003	SEPEDA MOTOR	CAGIVA	MITO 125	2006	1.000	42,200,000	42,200,000
1250	701070.00003	SEPEDA MOTOR	CAGIVA	MITO 125	2005	1.000	40,900,000	40,900,000
1251	701070.00003	SEPEDA MOTOR	CAGIVA	MITO 125	2004	1.000	39,900,000	39,900,000
1252	701070.00003	SEPEDA MOTOR	CAGIVA	MITO 125	2003	1.000	38,000,000	38,000,000
1253	701070.00003	SEPEDA MOTOR	CAGIVA	MITO 125	2002	1.000	37,100,000	37,100,000
1254	701070.00003	SEPEDA MOTOR	CAGIVA	MITO 125	2001	1.000	36,200,000	36,200,000
1255	701070.00003	SEPEDA MOTOR	CAGIVA	MITO 125	2000	1.000	35,200,000	35,200,000

NO	KODING	JENIS	MEREK	TIPE	TH BUAT	BOBOT	NJKB	DP PKB
1	2	3	4	5	6	7	8	9
1256	701070 00004	SEPEDA MOTOR	CAGIVA	MV AGUSTA F4 S750	2004	1.000	216,600,000	216,600,000
1257	701070 00004	SEPEDA MOTOR	CAGIVA	MV AGUSTA F4 S750	2003	1.000	205,900,000	205,900,000
1258	701070 00004	SEPEDA MOTOR	CAGIVA	MV AGUSTA F4 S750	2002	1.000	200,800,000	200,800,000
1259	701070 00004	SEPEDA MOTOR	CAGIVA	MV AGUSTA F4 S750	2001	1.000	195,700,000	195,700,000
1260	701070 00004	SEPEDA MOTOR	CAGIVA	MV AGUSTA F4 S750	2000	1.000	180,600,000	180,600,000
1261	701070 00005	SEPEDA MOTOR	CAGIVA	PLANET 125	2006	1.000	38,400,000	38,400,000
1262	701070 00005	SEPEDA MOTOR	CAGIVA	PLANET 125	2005	1.000	37,100,000	37,100,000
1263	701070 00005	SEPEDA MOTOR	CAGIVA	PLANET 125	2004	1.000	36,100,000	36,100,000
1264	701070 00005	SEPEDA MOTOR	CAGIVA	PLANET 125	2003	1.000	34,300,000	34,300,000
1265	701070 00005	SEPEDA MOTOR	CAGIVA	PLANET 125	2002	1.000	33,300,000	33,300,000
1266	701070 00005	SEPEDA MOTOR	CAGIVA	PLANET 125	2001	1.000	32,500,000	32,500,000
1267	701070 00005	SEPEDA MOTOR	CAGIVA	PLANET 125	2000	1.000	31,500,000	31,500,000
1268	701070 00006	SEPEDA MOTOR	CAGIVA	RAPTOR 1000	2006	1.000	124,700,000	124,700,000
1269	701070 00006	SEPEDA MOTOR	CAGIVA	RAPTOR 1000	2005	1.000	122,600,000	122,600,000
1270	701070 00006	SEPEDA MOTOR	CAGIVA	RAPTOR 1000	2004	1.000	121,600,000	121,600,000
1271	701070 00006	SEPEDA MOTOR	CAGIVA	RAPTOR 1000	2003	1.000	117,700,000	117,700,000
1272	701070 00006	SEPEDA MOTOR	CAGIVA	RAPTOR 1000	2002	1.000	116,700,000	116,700,000
1273	701070 00006	SEPEDA MOTOR	CAGIVA	RAPTOR 1000	2001	1.000	115,800,000	115,800,000
1274	701070 00007	SEPEDA MOTOR	CAGIVA	RAPTOR 1000 ROADBIKE	2004	1.000	138,700,000	138,700,000
1275	701070 00007	SEPEDA MOTOR	CAGIVA	RAPTOR 1000 ROADBIKE	2003	1.000	127,800,000	127,800,000
1276	701070 00007	SEPEDA MOTOR	CAGIVA	RAPTOR 1000 ROADBIKE	2002	1.000	124,700,000	124,700,000
1277	701070 00007	SEPEDA MOTOR	CAGIVA	RAPTOR 1000 ROADBIKE	2001	1.000	121,400,000	121,400,000
1278	701070 00007	SEPEDA MOTOR	CAGIVA	RAPTOR 1000 ROADBIKE	2000	1.000	109,300,000	109,300,000
1279	701070 00008	SEPEDA MOTOR	CAGIVA	RIVER 500cc	2003	1.000	55,600,000	55,600,000
1280	701070 00008	SEPEDA MOTOR	CAGIVA	RIVER 500cc	2002	1.000	54,200,000	54,200,000
1281	701070 00008	SEPEDA MOTOR	CAGIVA	RIVER 500cc	2001	1.000	52,800,000	52,800,000
1282	701070 00008	SEPEDA MOTOR	CAGIVA	RIVER 500cc	2000	1.000	47,500,000	47,500,000
1283	701070 00009	SEPEDA MOTOR	CAGIVA	STELLA	2006	1.000	14,400,000	14,400,000
1284	701070 00009	SEPEDA MOTOR	CAGIVA	STELLA	2005	1.000	13,800,000	13,800,000
1285	701070 00009	SEPEDA MOTOR	CAGIVA	STELLA	2004	1.000	13,300,000	13,300,000
1286	701070 00009	SEPEDA MOTOR	CAGIVA	STELLA	2003	1.000	12,500,000	12,500,000
1287	701070 00009	SEPEDA MOTOR	CAGIVA	STELLA	2002	1.000	12,100,000	12,100,000
1288	701070 00009	SEPEDA MOTOR	CAGIVA	STELLA	2001	1.000	11,600,000	11,600,000
1289	701070 00010	SEPEDA MOTOR	CAGIVA	V RAPTOR 1000 (BIKE)	2006	1.000	140,100,000	140,100,000
1290	701070 00010	SEPEDA MOTOR	CAGIVA	V RAPTOR 1000 (BIKE)	2005	1.000	135,900,000	135,900,000
1291	701070 00010	SEPEDA MOTOR	CAGIVA	V RAPTOR 1000 (BIKE)	2004	1.000	133,000,000	133,000,000
1292	701070 00010	SEPEDA MOTOR	CAGIVA	V RAPTOR 1000 (BIKE)	2003	1.000	127,800,000	127,800,000
1293	701070 00010	SEPEDA MOTOR	CAGIVA	V RAPTOR 1000 (BIKE)	2002	1.000	124,700,000	124,700,000
1294	701070 00010	SEPEDA MOTOR	CAGIVA	V RAPTOR 1000 (BIKE)	2001	1.000	121,400,000	121,400,000
1295	701070 00010	SEPEDA MOTOR	CAGIVA	V RAPTOR 1000 (BIKE)	2000	1.000	109,300,000	109,300,000
1296	701071 00001	SEPEDA MOTOR	CAPRY	CELO MOSQUITO 98cc	2000	1.000	3,300,000	3,300,000
1297	701071 00001	SEPEDA MOTOR	CAPRY	CELO MOSQUITO 98cc	1980	1.000	1,600,000	1,600,000
1298	701081 00001	SEPEDA MOTOR	CHUNLAN	CL100-4	2005	1.000	4,300,000	4,300,000
1299	701081 00001	SEPEDA MOTOR	CHUNLAN	CL100-4	2004	1.000	4,100,000	4,100,000
1300	701081 00001	SEPEDA MOTOR	CHUNLAN	CL100-4	2003	1.000	3,700,000	3,700,000
1301	701081 00001	SEPEDA MOTOR	CHUNLAN	CL100-4	2002	1.000	3,600,000	3,600,000
1302	701081 00001	SEPEDA MOTOR	CHUNLAN	CL100-4	2000	1.000	3,100,000	3,100,000
1303	701081 00002	SEPEDA MOTOR	CHUNLAN	SS250V	2011	1.000	10,600,000	10,600,000
1304	701081 00002	SEPEDA MOTOR	CHUNLAN	SS250V	2010	1.000	10,100,000	10,100,000
1305	701081 00002	SEPEDA MOTOR	CHUNLAN	SS250V	2009	1.000	9,600,000	9,600,000
1306	701081 00002	SEPEDA MOTOR	CHUNLAN	SS250V	2008	1.000	9,000,000	9,000,000
1307	701081 00002	SEPEDA MOTOR	CHUNLAN	SS250V	2007	1.000	8,900,000	8,900,000
1308	701081 00002	SEPEDA MOTOR	CHUNLAN	SS250V	2006	1.000	8,400,000	8,400,000
1309	701081 00002	SEPEDA MOTOR	CHUNLAN	SS250V	2005	1.000	8,200,000	8,200,000
1310	701081 00002	SEPEDA MOTOR	CHUNLAN	SS250V	2004	1.000	8,000,000	8,000,000
1311	701081 00002	SEPEDA MOTOR	CHUNLAN	SS250V	2003	1.000	7,500,000	7,500,000
1312	701081 00002	SEPEDA MOTOR	CHUNLAN	SS250V	2002	1.000	7,300,000	7,300,000
1313	701081 00002	SEPEDA MOTOR	CHUNLAN	SS250V	2000	1.000	6,600,000	6,600,000
1314	701084 00001	SEPEDA MOTOR	COMBAT	CB100-13	2005	1.000	4,300,000	4,300,000
1315	701084 00001	SEPEDA MOTOR	COMBAT	CB100-13	2004	1.000	4,100,000	4,100,000
1316	701084 00002	SEPEDA MOTOR	COMBAT	CB100-22	2005	1.000	4,300,000	4,300,000
1317	701084 00002	SEPEDA MOTOR	COMBAT	CB100-22	2004	1.000	4,100,000	4,100,000
1318	701084 00003	SEPEDA MOTOR	COMBAT	CB100-25	2004	1.000	4,100,000	4,100,000
1319	701084 00004	SEPEDA MOTOR	COMBAT	CB100-4	2005	1.000	4,300,000	4,300,000
1320	701084 00004	SEPEDA MOTOR	COMBAT	CB100-4	2004	1.000	4,100,000	4,100,000
1321	701084 00005	SEPEDA MOTOR	COMBAT	CB100-5	2005	1.000	4,300,000	4,300,000
1322	701084 00005	SEPEDA MOTOR	COMBAT	CB100-5	2004	1.000	4,100,000	4,100,000
1323	701084 00006	SEPEDA MOTOR	COMBAT	CB100-6	2005	1.000	4,300,000	4,300,000
1324	701084 00006	SEPEDA MOTOR	COMBAT	CB100-6	2004	1.000	4,100,000	4,100,000
1325	701084 00007	SEPEDA MOTOR	COMBAT	CB100-7	2005	1.000	4,300,000	4,300,000
1326	701084 00007	SEPEDA MOTOR	COMBAT	CB100-7	2004	1.000	4,100,000	4,100,000
1327	701084 00008	SEPEDA MOTOR	COMBAT	CB100-8	2005	1.000	4,300,000	4,300,000
1328	701084 00008	SEPEDA MOTOR	COMBAT	CB100-8	2004	1.000	4,100,000	4,100,000
1329	701084 00008	SEPEDA MOTOR	COMBAT	CB100-8	2003	1.000	3,700,000	3,700,000
1330	701084 00008	SEPEDA MOTOR	COMBAT	CB100-8	2002	1.000	3,600,000	3,600,000
1331	701084 00009	SEPEDA MOTOR	COMBAT	CB100-9	2005	1.000	4,300,000	4,300,000
1332	701084 00009	SEPEDA MOTOR	COMBAT	CB100-9	2004	1.000	4,100,000	4,100,000
1333	701084 00009	SEPEDA MOTOR	COMBAT	CB100-9	2003	1.000	3,700,000	3,700,000
1334	701084 00009	SEPEDA MOTOR	COMBAT	CB100-9	2002	1.000	3,600,000	3,600,000
1335	701087 00001	SEPEDA MOTOR	CYRUS	CYRUS	1980	1.000	1,600,000	1,600,000
1336	701092 00001	SEPEDA MOTOR	DAIHEIYO	AQUILA DIY 110-18	2011	1.000	6,100,000	6,100,000
1337	701092 00001	SEPEDA MOTOR	DAIHEIYO	AQUILA DIY 110-18	2010	1.000	5,800,000	5,800,000
1338	701092 00001	SEPEDA MOTOR	DAIHEIYO	AQUILA DIY 110-18	2009	1.000	5,500,000	5,500,000
1339	701092 00001	SEPEDA MOTOR	DAIHEIYO	AQUILA DIY 110-18	2008	1.000	5,100,000	5,100,000
1340	701092 00001	SEPEDA MOTOR	DAIHEIYO	AQUILA DIY 110-18	2007	1.000	5,000,000	5,000,000
1341	701092 00001	SEPEDA MOTOR	DAIHEIYO	AQUILA DIY 110-18	2006	1.000	4,800,000	4,800,000
1342	701092 00001	SEPEDA MOTOR	DAIHEIYO	AQUILA DIY 110-18	2005	1.000	4,600,000	4,600,000
1343	701092 00001	SEPEDA MOTOR	DAIHEIYO	AQUILA DIY 110-18	2004	1.000	4,500,000	4,500,000
1344	701092 00001	SEPEDA MOTOR	DAIHEIYO	AQUILA DIY 110-18	2003	1.000	4,100,000	4,100,000
1345	701092 00001	SEPEDA MOTOR	DAIHEIYO	AQUILA DIY 110-18	2002	1.000	4,000,000	4,000,000

NO	KODING	JENIS	MEREK	TIPE	TH BUAT	BOBOT	NJKB	DP PKB
1	2	3	4	5	6	7	8	9
1346	701092 00001	SEPEDA MOTOR	DAIHEIYO	AQUILA DIY 110-18	2001	1.000	3,900,000	3,900,000
1347	701092 00002	SEPEDA MOTOR	DAIHEIYO	CAESAR DIY 150	2011	1.000	7,900,000	7,900,000
1348	701092 00002	SEPEDA MOTOR	DAIHEIYO	CAESAR DIY 150	2010	1.000	7,400,000	7,400,000
1349	701092 00002	SEPEDA MOTOR	DAIHEIYO	CAESAR DIY 150	2009	1.000	6,900,000	6,900,000
1350	701092 00002	SEPEDA MOTOR	DAIHEIYO	CAESAR DIY 150	2008	1.000	6,300,000	6,300,000
1351	701092 00002	SEPEDA MOTOR	DAIHEIYO	CAESAR DIY 150	2007	1.000	6,200,000	6,200,000
1352	701092 00002	SEPEDA MOTOR	DAIHEIYO	CAESAR DIY 150	2006	1.000	6,000,000	6,000,000
1353	701092 00002	SEPEDA MOTOR	DAIHEIYO	CAESAR DIY 150	2005	1.000	5,900,000	5,900,000
1354	701092 00002	SEPEDA MOTOR	DAIHEIYO	CAESAR DIY 150	2004	1.000	5,800,000	5,800,000
1355	701092 00002	SEPEDA MOTOR	DAIHEIYO	CAESAR DIY 150	2003	1.000	5,400,000	5,400,000
1356	701092 00002	SEPEDA MOTOR	DAIHEIYO	CAESAR DIY 150	2002	1.000	5,300,000	5,300,000
1357	701092 00002	SEPEDA MOTOR	DAIHEIYO	CAESAR DIY 150	2001	1.000	5,200,000	5,200,000
1358	701092 00004	SEPEDA MOTOR	DAIHEIYO	DHY 100-9 FEDORA	2004	1.000	4,100,000	4,100,000
1359	701092 00004	SEPEDA MOTOR	DAIHEIYO	DHY 100-9 FEDORA	2003	1.000	3,700,000	3,700,000
1360	701092 00004	SEPEDA MOTOR	DAIHEIYO	DHY 100-9 FEDORA	2002	1.000	3,600,000	3,600,000
1361	701092 00004	SEPEDA MOTOR	DAIHEIYO	DHY 100-9 FEDORA	2001	1.000	3,100,000	3,100,000
1362	701092 00004	SEPEDA MOTOR	DAIHEIYO	DHY 100-9 FEDORA	2000	1.000	3,000,000	3,000,000
1363	701092 00003	SEPEDA MOTOR	DAIHEIYO	DHY 100 ALVINA	2004	1.000	4,100,000	4,100,000
1364	701092 00003	SEPEDA MOTOR	DAIHEIYO	DHY 100 ALVINA	2003	1.000	3,700,000	3,700,000
1365	701092 00003	SEPEDA MOTOR	DAIHEIYO	DHY 100 ALVINA	2002	1.000	3,600,000	3,600,000
1366	701092 00003	SEPEDA MOTOR	DAIHEIYO	DHY 100 ALVINA	2001	1.000	3,100,000	3,100,000
1367	701092 00003	SEPEDA MOTOR	DAIHEIYO	DHY 100 ALVINA	2000	1.000	3,000,000	3,000,000
1368	701092 00005	SEPEDA MOTOR	DAIHEIYO	DHY 125	2011	1.000	6,900,000	6,900,000
1369	701092 00005	SEPEDA MOTOR	DAIHEIYO	DHY 125	2010	1.000	6,500,000	6,500,000
1370	701092 00005	SEPEDA MOTOR	DAIHEIYO	DHY 125	2009	1.000	6,100,000	6,100,000
1371	701092 00005	SEPEDA MOTOR	DAIHEIYO	DHY 125	2008	1.000	5,600,000	5,600,000
1372	701092 00005	SEPEDA MOTOR	DAIHEIYO	DHY 125	2007	1.000	5,500,000	5,500,000
1373	701092 00005	SEPEDA MOTOR	DAIHEIYO	DHY 125	2006	1.000	5,300,000	5,300,000
1374	701092 00005	SEPEDA MOTOR	DAIHEIYO	DHY 125	2005	1.000	5,000,000	5,000,000
1375	701092 00005	SEPEDA MOTOR	DAIHEIYO	DHY 125	2004	1.000	4,900,000	4,900,000
1376	701092 00007	SEPEDA MOTOR	DAIHEIYO	DHY 125-B MAJESTY	2004	1.000	4,900,000	4,900,000
1377	701092 00007	SEPEDA MOTOR	DAIHEIYO	DHY 125-B MAJESTY	2003	1.000	4,500,000	4,500,000
1378	701092 00007	SEPEDA MOTOR	DAIHEIYO	DHY 125-B MAJESTY	2002	1.000	4,400,000	4,400,000
1379	701092 00007	SEPEDA MOTOR	DAIHEIYO	DHY 125-B MAJESTY	2001	1.000	4,300,000	4,300,000
1380	701092 00007	SEPEDA MOTOR	DAIHEIYO	DHY 125-B MAJESTY	2000	1.000	4,200,000	4,200,000
1381	701092 00006	SEPEDA MOTOR	DAIHEIYO	DHY 125 T-4 EMPRESS	2004	1.000	4,900,000	4,900,000
1382	701092 00006	SEPEDA MOTOR	DAIHEIYO	DHY 125 T-4 EMPRESS	2003	1.000	4,500,000	4,500,000
1383	701092 00006	SEPEDA MOTOR	DAIHEIYO	DHY 125 T-4 EMPRESS	2002	1.000	4,400,000	4,400,000
1384	701092 00006	SEPEDA MOTOR	DAIHEIYO	DHY 125 T-4 EMPRESS	2001	1.000	4,300,000	4,300,000
1385	701092 00006	SEPEDA MOTOR	DAIHEIYO	DHY 125 T-4 EMPRESS	2000	1.000	4,200,000	4,200,000
1386	701092 00008	SEPEDA MOTOR	DAIHEIYO	DHY 50 QT-2 ADELA	2004	1.000	2,500,000	2,500,000
1387	701092 00008	SEPEDA MOTOR	DAIHEIYO	DHY 50 QT-2 ADELA	2003	1.000	2,100,000	2,100,000
1388	701092 00008	SEPEDA MOTOR	DAIHEIYO	DHY 50 QT-2 ADELA	2002	1.000	2,000,000	2,000,000
1389	701092 00008	SEPEDA MOTOR	DAIHEIYO	DHY 50 QT-2 ADELA	2001	1.000	1,900,000	1,900,000
1390	701092 00008	SEPEDA MOTOR	DAIHEIYO	DHY 50 QT-2 ADELA	2000	1.000	1,800,000	1,800,000
1391	701092 00009	SEPEDA MOTOR	DAIHEIYO	ELEGANCE DHY 125T-8	2004	1.000	4,900,000	4,900,000
1392	701092 00009	SEPEDA MOTOR	DAIHEIYO	ELEGANCE DHY 125T-8	2003	1.000	4,500,000	4,500,000
1393	701092 00009	SEPEDA MOTOR	DAIHEIYO	ELEGANCE DHY 125T-8	2002	1.000	4,400,000	4,400,000
1394	701092 00009	SEPEDA MOTOR	DAIHEIYO	ELEGANCE DHY 125T-8	2001	1.000	4,300,000	4,300,000
1395	701092 00009	SEPEDA MOTOR	DAIHEIYO	ELEGANCE DHY 125T-8	2000	1.000	4,200,000	4,200,000
1396	701092 00010	SEPEDA MOTOR	DAIHEIYO	ELSTAN DHY 50 QT-4	2011	1.000	3,300,000	3,300,000
1397	701092 00010	SEPEDA MOTOR	DAIHEIYO	ELSTAN DHY 50 QT-4	2010	1.000	3,200,000	3,200,000
1398	701092 00010	SEPEDA MOTOR	DAIHEIYO	ELSTAN DHY 50 QT-4	2009	1.000	3,100,000	3,100,000
1399	701092 00010	SEPEDA MOTOR	DAIHEIYO	ELSTAN DHY 50 QT-4	2008	1.000	3,000,000	3,000,000
1400	701092 00010	SEPEDA MOTOR	DAIHEIYO	ELSTAN DHY 50 QT-4	2007	1.000	2,900,000	2,900,000
1401	701092 00010	SEPEDA MOTOR	DAIHEIYO	ELSTAN DHY 50 QT-4	2006	1.000	2,700,000	2,700,000
1402	701092 00010	SEPEDA MOTOR	DAIHEIYO	ELSTAN DHY 50 QT-4	2005	1.000	2,600,000	2,600,000
1403	701092 00010	SEPEDA MOTOR	DAIHEIYO	ELSTAN DHY 50 QT-4	2004	1.000	2,500,000	2,500,000
1404	701092 00010	SEPEDA MOTOR	DAIHEIYO	ELSTAN DHY 50 QT-4	2003	1.000	2,100,000	2,100,000
1405	701092 00010	SEPEDA MOTOR	DAIHEIYO	ELSTAN DHY 50 QT-4	2002	1.000	2,000,000	2,000,000
1406	701092 00010	SEPEDA MOTOR	DAIHEIYO	ELSTAN DHY 50 QT-4	2001	1.000	1,900,000	1,900,000
1407	701092 00010	SEPEDA MOTOR	DAIHEIYO	ELSTAN DHY 50 QT-4	2000	1.000	1,800,000	1,800,000
1408	701092 00011	SEPEDA MOTOR	DAIHEIYO	EZRA DIY 100-1	2004	1.000	4,100,000	4,100,000
1409	701092 00011	SEPEDA MOTOR	DAIHEIYO	EZRA DIY 100-1	2003	1.000	3,700,000	3,700,000
1410	701092 00011	SEPEDA MOTOR	DAIHEIYO	EZRA DIY 100-1	2002	1.000	3,600,000	3,600,000
1411	701092 00011	SEPEDA MOTOR	DAIHEIYO	EZRA DIY 100-1	2001	1.000	3,100,000	3,100,000
1412	701092 00012	SEPEDA MOTOR	DAIHEIYO	EZRA DIY 100-4	2004	1.000	4,100,000	4,100,000
1413	701092 00012	SEPEDA MOTOR	DAIHEIYO	EZRA DIY 100-4	2003	1.000	3,700,000	3,700,000
1414	701092 00012	SEPEDA MOTOR	DAIHEIYO	EZRA DIY 100-4	2002	1.000	3,600,000	3,600,000
1415	701092 00012	SEPEDA MOTOR	DAIHEIYO	EZRA DIY 100-4	2001	1.000	3,100,000	3,100,000
1416	701092 00013	SEPEDA MOTOR	DAIHEIYO	FANCY DHY 100-2	2004	1.000	4,100,000	4,100,000
1417	701092 00013	SEPEDA MOTOR	DAIHEIYO	FANCY DHY 100-2	2003	1.000	3,700,000	3,700,000
1418	701092 00013	SEPEDA MOTOR	DAIHEIYO	FANCY DHY 100-2	2002	1.000	3,600,000	3,600,000
1419	701092 00013	SEPEDA MOTOR	DAIHEIYO	FANCY DHY 100-2	2001	1.000	3,100,000	3,100,000
1420	701092 00013	SEPEDA MOTOR	DAIHEIYO	FANCY DHY 100-2	2000	1.000	3,000,000	3,000,000
1421	701092 00014	SEPEDA MOTOR	DAIHEIYO	FUTURA DHY 100-16	2004	1.000	4,100,000	4,100,000
1422	701092 00014	SEPEDA MOTOR	DAIHEIYO	FUTURA DHY 100-16	2003	1.000	3,700,000	3,700,000
1423	701092 00014	SEPEDA MOTOR	DAIHEIYO	FUTURA DHY 100-16	2002	1.000	3,600,000	3,600,000
1424	701092 00014	SEPEDA MOTOR	DAIHEIYO	FUTURA DHY 100-16	2001	1.000	3,100,000	3,100,000
1425	701092 00015	SEPEDA MOTOR	DAIHEIYO	HECTOR DHY 125-8	2004	1.000	4,900,000	4,900,000
1426	701092 00015	SEPEDA MOTOR	DAIHEIYO	HECTOR DHY 125-8	2003	1.000	4,500,000	4,500,000
1427	701092 00015	SEPEDA MOTOR	DAIHEIYO	HECTOR DHY 125-8	2002	1.000	4,400,000	4,400,000
1428	701092 00015	SEPEDA MOTOR	DAIHEIYO	HECTOR DHY 125-8	2001	1.000	4,300,000	4,300,000
1429	701092 00015	SEPEDA MOTOR	DAIHEIYO	HECTOR DHY 125-8	2000	1.000	4,200,000	4,200,000
1430	701092 00016	SEPEDA MOTOR	DAIHEIYO	LAURENCE DHY 125T-7	2004	1.000	4,900,000	4,900,000
1431	701092 00016	SEPEDA MOTOR	DAIHEIYO	LAURENCE DHY 125T-7	2003	1.000	4,500,000	4,500,000
1432	701092 00016	SEPEDA MOTOR	DAIHEIYO	LAURENCE DHY 125T-7	2002	1.000	4,400,000	4,400,000
1433	701092 00016	SEPEDA MOTOR	DAIHEIYO	LAURENCE DHY 125T-7	2001	1.000	4,300,000	4,300,000
1434	701092 00016	SEPEDA MOTOR	DAIHEIYO	LAURENCE DHY 125T-7	2000	1.000	4,200,000	4,200,000
1435	701092 00017	SEPEDA MOTOR	DAIHEIYO	NEO FANCY DIY 100-2N	2011	1.000	5,700,000	5,700,000

NO	KODING	JENIS	MEREK	TIPE	TH BUAT	BOBOT	NJKB	DP PKB
1	2	3	4	5	6	7	8	9
1436	701092 00017	SEPEDA MOTOR	DAIHEIYO	NEO FANCY DIY 100-2N	2010	1.000	5,400,000	5,400,000
1437	701092 00017	SEPEDA MOTOR	DAIHEIYO	NEO FANCY DIY 100-2N	2009	1.000	5,100,000	5,100,000
1438	701092 00017	SEPEDA MOTOR	DAIHEIYO	NEO FANCY DIY 100-2N	2008	1.000	4,700,000	4,700,000
1439	701092 00017	SEPEDA MOTOR	DAIHEIYO	NEO FANCY DIY 100-2N	2007	1.000	4,600,000	4,600,000
1440	701092 00017	SEPEDA MOTOR	DAIHEIYO	NEO FANCY DIY 100-2N	2006	1.000	4,500,000	4,500,000
1441	701092 00017	SEPEDA MOTOR	DAIHEIYO	NEO FANCY DIY 100-2N	2005	1.000	4,300,000	4,300,000
1442	701094 00001	SEPEDA MOTOR	DAST	DS 100	2011	1.000	5,700,000	5,700,000
1443	701094 00001	SEPEDA MOTOR	DAST	DS 100	2010	1.000	5,400,000	5,400,000
1444	701094 00001	SEPEDA MOTOR	DAST	DS 100	2009	1.000	5,100,000	5,100,000
1445	701094 00001	SEPEDA MOTOR	DAST	DS 100	2008	1.000	4,700,000	4,700,000
1446	701094 00001	SEPEDA MOTOR	DAST	DS 100	2007	1.000	4,600,000	4,600,000
1447	701094 00001	SEPEDA MOTOR	DAST	DS 100	2006	1.000	4,500,000	4,500,000
1448	701094 00001	SEPEDA MOTOR	DAST	DS 100	2005	1.000	4,300,000	4,300,000
1449	701094 00001	SEPEDA MOTOR	DAST	DS 100	2004	1.000	4,100,000	4,100,000
1450	701094 00001	SEPEDA MOTOR	DAST	DS 100	2003	1.000	3,700,000	3,700,000
1451	701094 00001	SEPEDA MOTOR	DAST	DS 100	2002	1.000	3,600,000	3,600,000
1452	701094 00001	SEPEDA MOTOR	DAST	DS 100	2001	1.000	3,100,000	3,100,000
1453	701094 00001	SEPEDA MOTOR	DAST	DS 100	2000	1.000	3,000,000	3,000,000
1454	701094 00002	SEPEDA MOTOR	DAST	DS 100-16	2004	1.000	4,100,000	4,100,000
1455	701094 00002	SEPEDA MOTOR	DAST	DS 100-16	2003	1.000	3,700,000	3,700,000
1456	701094 00002	SEPEDA MOTOR	DAST	DS 100-16	2002	1.000	3,600,000	3,600,000
1457	701094 00002	SEPEDA MOTOR	DAST	DS 100-16	2001	1.000	3,100,000	3,100,000
1458	701094 00002	SEPEDA MOTOR	DAST	DS 100-16	2000	1.000	3,000,000	3,000,000
1459	701094 00003	SEPEDA MOTOR	DAST	DS 100-19	2004	1.000	4,100,000	4,100,000
1460	701094 00003	SEPEDA MOTOR	DAST	DS 100-19	2003	1.000	3,700,000	3,700,000
1461	701094 00003	SEPEDA MOTOR	DAST	DS 100-19	2002	1.000	3,600,000	3,600,000
1462	701094 00003	SEPEDA MOTOR	DAST	DS 100-19	2001	1.000	3,100,000	3,100,000
1463	701094 00003	SEPEDA MOTOR	DAST	DS 100-19	2000	1.000	3,000,000	3,000,000
1464	701094 00004	SEPEDA MOTOR	DAST	DS 100-9	2004	1.000	4,100,000	4,100,000
1465	701094 00004	SEPEDA MOTOR	DAST	DS 100-9	2003	1.000	3,700,000	3,700,000
1466	701094 00004	SEPEDA MOTOR	DAST	DS 100-9	2002	1.000	3,600,000	3,600,000
1467	701094 00004	SEPEDA MOTOR	DAST	DS 100-9	2001	1.000	3,100,000	3,100,000
1468	701094 00004	SEPEDA MOTOR	DAST	DS 100-9	2000	1.000	3,000,000	3,000,000
1469	701094 00005	SEPEDA MOTOR	DAST	DS 110	2011	1.000	6,100,000	6,100,000
1470	701094 00005	SEPEDA MOTOR	DAST	DS 110	2010	1.000	5,800,000	5,800,000
1471	701094 00005	SEPEDA MOTOR	DAST	DS 110	2009	1.000	5,500,000	5,500,000
1472	701094 00005	SEPEDA MOTOR	DAST	DS 110	2008	1.000	5,100,000	5,100,000
1473	701094 00005	SEPEDA MOTOR	DAST	DS 110	2007	1.000	5,000,000	5,000,000
1474	701094 00005	SEPEDA MOTOR	DAST	DS 110	2006	1.000	4,800,000	4,800,000
1475	701094 00005	SEPEDA MOTOR	DAST	DS 110	2005	1.000	4,600,000	4,600,000
1476	701094 00006	SEPEDA MOTOR	DAST	DS 110-16	2000	1.000	3,500,000	3,500,000
1477	701094 00007	SEPEDA MOTOR	DAST	DS 125	2011	1.000	6,900,000	6,900,000
1478	701094 00007	SEPEDA MOTOR	DAST	DS 125	2010	1.000	6,500,000	6,500,000
1479	701094 00007	SEPEDA MOTOR	DAST	DS 125	2009	1.000	6,100,000	6,100,000
1480	701094 00007	SEPEDA MOTOR	DAST	DS 125	2008	1.000	5,600,000	5,600,000
1481	701094 00007	SEPEDA MOTOR	DAST	DS 125	2007	1.000	5,500,000	5,500,000
1482	701094 00007	SEPEDA MOTOR	DAST	DS 125	2006	1.000	5,300,000	5,300,000
1483	701094 00007	SEPEDA MOTOR	DAST	DS 125	2005	1.000	5,000,000	5,000,000
1484	701094 00007	SEPEDA MOTOR	DAST	DS 125	2004	1.000	4,900,000	4,900,000
1485	701094 00008	SEPEDA MOTOR	DAST	DS 125-2	2004	1.000	4,900,000	4,900,000
1486	701094 00008	SEPEDA MOTOR	DAST	DS 125-2	2003	1.000	4,500,000	4,500,000
1487	701094 00008	SEPEDA MOTOR	DAST	DS 125-2	2002	1.000	4,400,000	4,400,000
1488	701094 00008	SEPEDA MOTOR	DAST	DS 125-2	2001	1.000	4,300,000	4,300,000
1489	701094 00008	SEPEDA MOTOR	DAST	DS 125-2	2000	1.000	4,200,000	4,200,000
1490	701097 00001	SEPEDA MOTOR	DAYANG	DP 125-1	2011	1.000	6,900,000	6,900,000
1491	701097 00001	SEPEDA MOTOR	DAYANG	DP 125-1	2010	1.000	6,500,000	6,500,000
1492	701097 00001	SEPEDA MOTOR	DAYANG	DP 125-1	2009	1.000	6,100,000	6,100,000
1493	701097 00001	SEPEDA MOTOR	DAYANG	DP 125-1	2008	1.000	5,600,000	5,600,000
1494	701097 00001	SEPEDA MOTOR	DAYANG	DP 125-1	2007	1.000	5,500,000	5,500,000
1495	701097 00001	SEPEDA MOTOR	DAYANG	DP 125-1	2006	1.000	5,300,000	5,300,000
1496	701097 00001	SEPEDA MOTOR	DAYANG	DP 125-1	2005	1.000	5,000,000	5,000,000
1497	701097 00001	SEPEDA MOTOR	DAYANG	DP 125-1	2004	1.000	4,900,000	4,900,000
1498	701097 00002	SEPEDA MOTOR	DAYANG	DY 100	2011	1.000	5,700,000	5,700,000
1499	701097 00002	SEPEDA MOTOR	DAYANG	DY 100	2010	1.000	5,400,000	5,400,000
1500	701097 00002	SEPEDA MOTOR	DAYANG	DY 100	2009	1.000	5,100,000	5,100,000
1501	701097 00002	SEPEDA MOTOR	DAYANG	DY 100	2008	1.000	4,700,000	4,700,000
1502	701097 00002	SEPEDA MOTOR	DAYANG	DY 100	2007	1.000	4,600,000	4,600,000
1503	701097 00002	SEPEDA MOTOR	DAYANG	DY 100	2006	1.000	4,500,000	4,500,000
1504	701097 00002	SEPEDA MOTOR	DAYANG	DY 100	2005	1.000	4,300,000	4,300,000
1505	701097 00002	SEPEDA MOTOR	DAYANG	DY 100	2004	1.000	4,100,000	4,100,000
1506	701097 00002	SEPEDA MOTOR	DAYANG	DY 100	2003	1.000	3,900,000	3,900,000
1507	701097 00004	SEPEDA MOTOR	DAYANG	DY 100-1	2011	1.000	5,800,000	5,800,000
1508	701097 00004	SEPEDA MOTOR	DAYANG	DY 100-1	2010	1.000	5,500,000	5,500,000
1509	701097 00004	SEPEDA MOTOR	DAYANG	DY 100-1	2009	1.000	5,200,000	5,200,000
1510	701097 00004	SEPEDA MOTOR	DAYANG	DY 100-1	2008	1.000	4,900,000	4,900,000
1511	701097 00004	SEPEDA MOTOR	DAYANG	DY 100-1	2007	1.000	4,800,000	4,800,000
1512	701097 00004	SEPEDA MOTOR	DAYANG	DY 100-1	2006	1.000	4,500,000	4,500,000
1513	701097 00003	SEPEDA MOTOR	DAYANG	DY 100 A	2011	1.000	5,700,000	5,700,000
1514	701097 00003	SEPEDA MOTOR	DAYANG	DY 100 A	2010	1.000	5,400,000	5,400,000
1515	701097 00003	SEPEDA MOTOR	DAYANG	DY 100 A	2009	1.000	5,100,000	5,100,000
1516	701097 00003	SEPEDA MOTOR	DAYANG	DY 100 A	2008	1.000	4,700,000	4,700,000
1517	701097 00003	SEPEDA MOTOR	DAYANG	DY 100 A	2007	1.000	4,600,000	4,600,000
1518	701097 00003	SEPEDA MOTOR	DAYANG	DY 100 A	2006	1.000	4,500,000	4,500,000
1519	701097 00003	SEPEDA MOTOR	DAYANG	DY 100 A	2005	1.000	4,300,000	4,300,000
1520	701097 00003	SEPEDA MOTOR	DAYANG	DY 100 A	2004	1.000	4,100,000	4,100,000
1521	701097 00003	SEPEDA MOTOR	DAYANG	DY 100 A	2003	1.000	3,700,000	3,700,000
1522	701097 00003	SEPEDA MOTOR	DAYANG	DY 100 A	2002	1.000	3,600,000	3,600,000
1523	701097 00003	SEPEDA MOTOR	DAYANG	DY 100 A	2001	1.000	3,100,000	3,100,000
1524	701097 00003	SEPEDA MOTOR	DAYANG	DY 100 A	2000	1.000	3,000,000	3,000,000
1525	701097 00005	SEPEDA MOTOR	DAYANG	DY 100-S	2006	1.000	4,500,000	4,500,000

NO	KODING	JENIS	MEREK	TIPE	TH BUAT	BOBOT	NJKB	DP PKB
1	2	3	4	5	6	7	8	9
1526	701097 00007	SEPEDA MOTOR	DAYANG	DY 110-8	2011	1.000	6,100,000	6,100,000
1527	701097 00007	SEPEDA MOTOR	DAYANG	DY 110-8	2010	1.000	5,800,000	5,800,000
1528	701097 00007	SEPEDA MOTOR	DAYANG	DY 110-8	2009	1.000	5,500,000	5,500,000
1529	701097 00007	SEPEDA MOTOR	DAYANG	DY 110-8	2008	1.000	5,100,000	5,100,000
1530	701097 00007	SEPEDA MOTOR	DAYANG	DY 110-8	2007	1.000	5,000,000	5,000,000
1531	701097 00007	SEPEDA MOTOR	DAYANG	DY 110-8	2006	1.000	4,800,000	4,800,000
1532	701097 00007	SEPEDA MOTOR	DAYANG	DY 110-8	2005	1.000	4,600,000	4,600,000
1533	701097 00007	SEPEDA MOTOR	DAYANG	DY 110-8	2004	1.000	4,500,000	4,500,000
1534	701097 00007	SEPEDA MOTOR	DAYANG	DY 110-8	2003	1.000	4,100,000	4,100,000
1535	701097 00007	SEPEDA MOTOR	DAYANG	DY 110-8	2002	1.000	4,000,000	4,000,000
1536	701097 00006	SEPEDA MOTOR	DAYANG	DY 110 T	2011	1.000	6,100,000	6,100,000
1537	701097 00006	SEPEDA MOTOR	DAYANG	DY 110 T	2010	1.000	5,800,000	5,800,000
1538	701097 00006	SEPEDA MOTOR	DAYANG	DY 110 T	2009	1.000	5,500,000	5,500,000
1539	701097 00006	SEPEDA MOTOR	DAYANG	DY 110 T	2008	1.000	5,100,000	5,100,000
1540	701097 00006	SEPEDA MOTOR	DAYANG	DY 110 T	2007	1.000	5,000,000	5,000,000
1541	701097 00006	SEPEDA MOTOR	DAYANG	DY 110 T	2006	1.000	4,800,000	4,800,000
1542	701097 00009	SEPEDA MOTOR	DAYANG	DY 125-1	2011	1.000	6,900,000	6,900,000
1543	701097 00009	SEPEDA MOTOR	DAYANG	DY 125-1	2010	1.000	6,500,000	6,500,000
1544	701097 00009	SEPEDA MOTOR	DAYANG	DY 125-1	2009	1.000	6,100,000	6,100,000
1545	701097 00009	SEPEDA MOTOR	DAYANG	DY 125-1	2008	1.000	5,600,000	5,600,000
1546	701097 00009	SEPEDA MOTOR	DAYANG	DY 125-1	2007	1.000	5,500,000	5,500,000
1547	701097 00009	SEPEDA MOTOR	DAYANG	DY 125-1	2006	1.000	5,300,000	5,300,000
1548	701097 00008	SEPEDA MOTOR	DAYANG	DY 125 T	2011	1.000	6,900,000	6,900,000
1549	701097 00008	SEPEDA MOTOR	DAYANG	DY 125 T	2010	1.000	6,500,000	6,500,000
1550	701097 00008	SEPEDA MOTOR	DAYANG	DY 125 T	2009	1.000	6,100,000	6,100,000
1551	701097 00008	SEPEDA MOTOR	DAYANG	DY 125 T	2008	1.000	5,600,000	5,600,000
1552	701097 00008	SEPEDA MOTOR	DAYANG	DY 125 T	2007	1.000	5,500,000	5,500,000
1553	701097 00008	SEPEDA MOTOR	DAYANG	DY 125 T	2006	1.000	5,300,000	5,300,000
1554	701097 00008	SEPEDA MOTOR	DAYANG	DY 125 T	2005	1.000	5,000,000	5,000,000
1555	701097 00008	SEPEDA MOTOR	DAYANG	DY 125 T	2004	1.000	4,900,000	4,900,000
1556	701097 00008	SEPEDA MOTOR	DAYANG	DY 125 T	2003	1.000	4,500,000	4,500,000
1557	701097 00010	SEPEDA MOTOR	DAYANG	DY 150 B	2011	1.000	7,700,000	7,700,000
1558	701097 00011	SEPEDA MOTOR	DAYANG	DY 150 R	2007	1.000	6,400,000	6,400,000
1559	701097 00011	SEPEDA MOTOR	DAYANG	DY 150 R	2006	1.000	6,000,000	6,000,000
1560	701097 00012	SEPEDA MOTOR	DAYANG	DY 150 SC	2007	1.000	6,400,000	6,400,000
1561	701097 00012	SEPEDA MOTOR	DAYANG	DY 150 SC	2006	1.000	6,000,000	6,000,000
1562	701097 00013	SEPEDA MOTOR	DAYANG	DY 150T	2011	1.000	7,900,000	7,900,000
1563	701097 00013	SEPEDA MOTOR	DAYANG	DY 150T	2010	1.000	7,400,000	7,400,000
1564	701097 00013	SEPEDA MOTOR	DAYANG	DY 150T	2009	1.000	6,900,000	6,900,000
1565	701097 00013	SEPEDA MOTOR	DAYANG	DY 150T	2008	1.000	6,300,000	6,300,000
1566	701097 00013	SEPEDA MOTOR	DAYANG	DY 150T	2007	1.000	6,200,000	6,200,000
1567	701097 00013	SEPEDA MOTOR	DAYANG	DY 150T	2006	1.000	6,000,000	6,000,000
1568	701097 00020	SEPEDA MOTOR	DAYANG	DY175B	2012	1.000	11,400,000	11,400,000
1569	701097 00014	SEPEDA MOTOR	DAYANG	DY 175 T	2011	1.000	8,500,000	8,500,000
1570	701097 00014	SEPEDA MOTOR	DAYANG	DY 175 T	2010	1.000	8,000,000	8,000,000
1571	701097 00014	SEPEDA MOTOR	DAYANG	DY 175 T	2009	1.000	7,500,000	7,500,000
1572	701097 00014	SEPEDA MOTOR	DAYANG	DY 175 T	2008	1.000	7,000,000	7,000,000
1573	701097 00014	SEPEDA MOTOR	DAYANG	DY 175 T	2007	1.000	6,900,000	6,900,000
1574	701097 00014	SEPEDA MOTOR	DAYANG	DY 175 T	2006	1.000	6,600,000	6,600,000
1575	701097 00014	SEPEDA MOTOR	DAYANG	DY 175 T	2005	1.000	6,500,000	6,500,000
1576	701097 00014	SEPEDA MOTOR	DAYANG	DY 175 T	2004	1.000	6,400,000	6,400,000
1577	701097 00015	SEPEDA MOTOR	DAYANG	DY 200 B	2011	1.000	11,100,000	11,100,000
1578	701097 00016	SEPEDA MOTOR	DAYANG	DY 200 R	2012	1.000	10,000,000	10,000,000
1579	701097 00021	SEPEDA MOTOR	DAYANG	DY200T	2009	1.000	8,500,000	8,500,000
1580	701097 00022	SEPEDA MOTOR	DAYANG	DY250	2010	1.000	10,200,000	10,200,000
1581	701097 00017	SEPEDA MOTOR	DAYANG	DY 80	2005	1.000	3,500,000	3,500,000
1582	701097 00017	SEPEDA MOTOR	DAYANG	DY 80	2004	1.000	3,400,000	3,400,000
1583	701097 00018	SEPEDA MOTOR	DAYANG	DY 80 TL	2011	1.000	4,300,000	4,300,000
1584	701097 00018	SEPEDA MOTOR	DAYANG	DY 80 TL	2010	1.000	4,200,000	4,200,000
1585	701097 00018	SEPEDA MOTOR	DAYANG	DY 80 TL	2009	1.000	4,100,000	4,100,000
1586	701097 00018	SEPEDA MOTOR	DAYANG	DY 80 TL	2008	1.000	3,900,000	3,900,000
1587	701097 00018	SEPEDA MOTOR	DAYANG	DY 80 TL	2007	1.000	3,800,000	3,800,000
1588	701097 00018	SEPEDA MOTOR	DAYANG	DY 80 TL	2006	1.000	3,600,000	3,600,000
1589	701097 00019	SEPEDA MOTOR	DAYANG	DY 90	2004	1.000	3,700,000	3,700,000
1590	701097 00019	SEPEDA MOTOR	DAYANG	DY 90	2003	1.000	3,300,000	3,300,000
1591	701097 00019	SEPEDA MOTOR	DAYANG	DY 90	2002	1.000	3,200,000	3,200,000
1592	701097 00019	SEPEDA MOTOR	DAYANG	DY 90	2001	1.000	3,000,000	3,000,000
1593	701097 00019	SEPEDA MOTOR	DAYANG	DY 90	2000	1.000	2,900,000	2,900,000
1594	701097 00023	SEPEDA MOTOR	DAYANG	IZ 125-1	2007	1.000	5,700,000	5,700,000
1595	701097 00023	SEPEDA MOTOR	DAYANG	IZ 125-1	2006	1.000	5,300,000	5,300,000
1596	701097 00024	SEPEDA MOTOR	DAYANG	TY 110	2004	1.000	4,500,000	4,500,000
1597	701097 00024	SEPEDA MOTOR	DAYANG	TY 110	2003	1.000	4,100,000	4,100,000
1598	701097 00024	SEPEDA MOTOR	DAYANG	TY 110	2002	1.000	4,000,000	4,000,000
1599	701097 00024	SEPEDA MOTOR	DAYANG	TY 110	2001	1.000	3,900,000	3,900,000
1600	701097 00024	SEPEDA MOTOR	DAYANG	TY 110	2000	1.000	3,500,000	3,500,000
1601	701097 00025	SEPEDA MOTOR	DAYANG	TY 110-1	2006	1.000	4,700,000	4,700,000
1602	701097 00025	SEPEDA MOTOR	DAYANG	TY 110-1	2005	1.000	4,600,000	4,600,000
1603	701097 00025	SEPEDA MOTOR	DAYANG	TY 110-1	2004	1.000	4,500,000	4,500,000
1604	701097 00026	SEPEDA MOTOR	DAYANG	TY 110-8	2004	1.000	4,500,000	4,500,000
1605	701097 00026	SEPEDA MOTOR	DAYANG	TY 110-8	2003	1.000	4,100,000	4,100,000
1606	701097 00026	SEPEDA MOTOR	DAYANG	TY 110-8	2002	1.000	4,000,000	4,000,000
1607	701097 00027	SEPEDA MOTOR	DAYANG	TY 50-2	2011	1.000	3,300,000	3,300,000
1608	701097 00027	SEPEDA MOTOR	DAYANG	TY 50-2	2010	1.000	3,200,000	3,200,000
1609	701097 00027	SEPEDA MOTOR	DAYANG	TY 50-2	2009	1.000	3,100,000	3,100,000
1610	701097 00027	SEPEDA MOTOR	DAYANG	TY 50-2	2008	1.000	3,000,000	3,000,000
1611	701097 00027	SEPEDA MOTOR	DAYANG	TY 50-2	2007	1.000	2,900,000	2,900,000
1612	701097 00027	SEPEDA MOTOR	DAYANG	TY 50-2	2006	1.000	2,700,000	2,700,000
1613	701097 00027	SEPEDA MOTOR	DAYANG	TY 50-2	2005	1.000	2,600,000	2,600,000
1614	701097 00027	SEPEDA MOTOR	DAYANG	TY 50-2	2004	1.000	2,500,000	2,500,000
1615	701097 00027	SEPEDA MOTOR	DAYANG	TY 50-2	2003	1.000	2,100,000	2,100,000

NO	KODING	JENIS	MEREK	TIPE	TH BUAT	BOBOT	NJKB	DP PKB
1	2	3	4	5	6	7	8	9
1616	701097 00027	SEPEDA MOTOR	DAYANG	TY 50-2	2002	1.000	2,000,000	2,000,000
1617	701097 00027	SEPEDA MOTOR	DAYANG	TY 50-2	2001	1.000	1,900,000	1,900,000
1618	701097 00028	SEPEDA MOTOR	DAYANG	YM 110	2011	1.000	6,100,000	6,100,000
1619	701097 00028	SEPEDA MOTOR	DAYANG	YM 110	2010	1.000	5,800,000	5,800,000
1620	701097 00028	SEPEDA MOTOR	DAYANG	YM 110	2009	1.000	5,500,000	5,500,000
1621	701097 00028	SEPEDA MOTOR	DAYANG	YM 110	2008	1.000	5,100,000	5,100,000
1622	701097 00028	SEPEDA MOTOR	DAYANG	YM 110	2007	1.000	5,000,000	5,000,000
1623	701097 00028	SEPEDA MOTOR	DAYANG	YM 110	2006	1.000	4,800,000	4,800,000
1624	701097 00029	SEPEDA MOTOR	DAYANG	YM 110-1	2007	1.000	5,200,000	5,200,000
1625	701101 00001	SEPEDA MOTOR	DINASTI	LX 110-3A III	2004	1.000	4,500,000	4,500,000
1626	701102 00002	SEPEDA MOTOR	DKW	HUMMEL SUPER	1980	1.000	1,000,000	1,000,000
1627	701102 00003	SEPEDA MOTOR	DKW	HUMMEL TOURING 49cc SUPER	1980	1.000	1,000,000	1,000,000
1628	701102 00004	SEPEDA MOTOR	DKW	UNION 125 cc	1980	1.000	1,700,000	1,700,000
1629	701106 00001	SEPEDA MOTOR	DUCATI	125cc	1995	1.000	4,900,000	4,900,000
1630	701106 00001	SEPEDA MOTOR	DUCATI	125cc	1991	1.000	3,900,000	3,900,000
1631	701106 00001	SEPEDA MOTOR	DUCATI	125cc	1989	1.000	3,000,000	3,000,000
1632	701106 00001	SEPEDA MOTOR	DUCATI	125cc	1988	1.000	2,500,000	2,500,000
1633	701106 00001	SEPEDA MOTOR	DUCATI	125cc	1980	1.000	1,600,000	1,600,000
1634	701106 00002	SEPEDA MOTOR	DUCATI	175cc	1980	1.000	2,000,000	2,000,000
1635	701106 00003	SEPEDA MOTOR	DUCATI	50cc	1980	1.000	1,000,000	1,000,000
1636	701106 00004	SEPEDA MOTOR	DUCATI	916 / 900cc	1998	1.000	97,000,000	97,000,000
1637	701106 00004	SEPEDA MOTOR	DUCATI	916 / 900cc	1992	1.000	46,100,000	46,100,000
1638	701106 00004	SEPEDA MOTOR	DUCATI	916 / 900cc	1988	1.000	39,600,000	39,600,000
1639	701106 00004	SEPEDA MOTOR	DUCATI	916 / 900cc	1987	1.000	27,200,000	27,200,000
1640	701106 00005	SEPEDA MOTOR	DUCATI	959 PANIGALE	2018	1.000	335,200,000	335,200,000
1641	701106 00005	SEPEDA MOTOR	DUCATI	959 PANIGALE	2017	1.000	315,000,000	315,000,000
1642	701106 00006	SEPEDA MOTOR	DUCATI	98cc	1980	1.000	1,000,000	1,000,000
1643	701106 00007	SEPEDA MOTOR	DUCATI	A1/00 (MULTISTRADA 1000DS)	2005	1.000	183,000,000	183,000,000
1644	701106 00007	SEPEDA MOTOR	DUCATI	A1/00 (MULTISTRADA 1000DS)	2004	1.000	150,000,000	150,000,000
1645	701106 00007	SEPEDA MOTOR	DUCATI	A1/00 (MULTISTRADA 1000DS)	2003	1.000	123,500,000	123,500,000
1646	701106 00008	SEPEDA MOTOR	DUCATI	DIAVEL (CKD)	2011	1.000	270,000,000	270,000,000
1647	701106 00009	SEPEDA MOTOR	DUCATI	H1 (996 SPS)	2003	1.000	228,300,000	228,300,000
1648	701106 00009	SEPEDA MOTOR	DUCATI	H1 (996 SPS)	2002	1.000	222,700,000	222,700,000
1649	701106 00009	SEPEDA MOTOR	DUCATI	H1 (996 SPS)	2001	1.000	217,000,000	217,000,000
1650	701106 00009	SEPEDA MOTOR	DUCATI	H1 (996 SPS)	2000	1.000	195,200,000	195,200,000
1651	701106 00010	SEPEDA MOTOR	DUCATI	H2 (996)	2003	1.000	210,700,000	210,700,000
1652	701106 00010	SEPEDA MOTOR	DUCATI	H2 (996)	2002	1.000	205,500,000	205,500,000
1653	701106 00010	SEPEDA MOTOR	DUCATI	H2 (996)	2001	1.000	190,100,000	190,100,000
1654	701106 00010	SEPEDA MOTOR	DUCATI	H2 (996)	2000	1.000	180,100,000	180,100,000
1655	701106 00011	SEPEDA MOTOR	DUCATI	H2 (ST2)	2000	1.000	117,600,000	117,600,000
1656	701106 00012	SEPEDA MOTOR	DUCATI	H3 (748)	2004	1.000	165,000,000	165,000,000
1657	701106 00012	SEPEDA MOTOR	DUCATI	H3 (748)	2003	1.000	157,700,000	157,700,000
1658	701106 00012	SEPEDA MOTOR	DUCATI	H3 (748)	2002	1.000	153,800,000	153,800,000
1659	701106 00012	SEPEDA MOTOR	DUCATI	H3 (748)	2001	1.000	149,800,000	149,800,000
1660	701106 00012	SEPEDA MOTOR	DUCATI	H3 (748)	2000	1.000	139,900,000	139,900,000
1661	701106 00013	SEPEDA MOTOR	DUCATI	H4 (999)	2004	1.000	220,000,000	220,000,000
1662	701106 00013	SEPEDA MOTOR	DUCATI	H4 (999)	2003	1.000	181,300,000	181,300,000
1663	701106 00014	SEPEDA MOTOR	DUCATI	H5/00 (749)	2004	1.000	145,000,000	145,000,000
1664	701106 00015	SEPEDA MOTOR	DUCATI	HYPERMOTARD 796 (CKD)	2012	1.000	194,300,000	194,300,000
1665	701106 00015	SEPEDA MOTOR	DUCATI	HYPERMOTARD 796 (CKD)	2011	1.000	185,000,000	185,000,000
1666	701106 00016	SEPEDA MOTOR	DUCATI	HYPERMOTARD 939	2018	1.000	273,800,000	273,800,000
1667	701106 00016	SEPEDA MOTOR	DUCATI	HYPERMOTARD 939	2017	1.000	268,400,000	268,400,000
1668	701106 00017	SEPEDA MOTOR	DUCATI	HYPERSTRADA 939	2017	1.000	317,700,000	317,700,000
1669	701106 00018	SEPEDA MOTOR	DUCATI	M 1000 D/M	2007	1.000	171,700,000	171,700,000
1670	701106 00018	SEPEDA MOTOR	DUCATI	M 1000 D/M	2006	1.000	170,700,000	170,700,000
1671	701106 00023	SEPEDA MOTOR	DUCATI	M1 (M 750)	2004	1.000	113,000,000	113,000,000
1672	701106 00023	SEPEDA MOTOR	DUCATI	M1 (M 750)	2003	1.000	108,000,000	108,000,000
1673	701106 00023	SEPEDA MOTOR	DUCATI	M1 (M 750)	2002	1.000	105,300,000	105,300,000
1674	701106 00023	SEPEDA MOTOR	DUCATI	M1 (M 750)	2001	1.000	102,600,000	102,600,000
1675	701106 00023	SEPEDA MOTOR	DUCATI	M1 (M 750)	2000	1.000	94,700,000	94,700,000
1676	701106 00024	SEPEDA MOTOR	DUCATI	M2 (M 900)	2004	1.000	140,000,000	140,000,000
1677	701106 00024	SEPEDA MOTOR	DUCATI	M2 (M 900)	2003	1.000	133,800,000	133,800,000
1678	701106 00024	SEPEDA MOTOR	DUCATI	M2 (M 900)	2002	1.000	130,400,000	130,400,000
1679	701106 00024	SEPEDA MOTOR	DUCATI	M2 (M 900)	2001	1.000	127,200,000	127,200,000
1680	701106 00024	SEPEDA MOTOR	DUCATI	M2 (M 900)	2000	1.000	117,300,000	117,300,000
1681	701106 00025	SEPEDA MOTOR	DUCATI	M3 (M 400)	2004	1.000	65,000,000	65,000,000
1682	701106 00025	SEPEDA MOTOR	DUCATI	M3 (M 400)	2003	1.000	44,100,000	44,100,000
1683	701106 00026	SEPEDA MOTOR	DUCATI	M3 (M 600)	2004	1.000	94,500,000	94,500,000
1684	701106 00026	SEPEDA MOTOR	DUCATI	M3 (M 600)	2003	1.000	89,200,000	89,200,000
1685	701106 00026	SEPEDA MOTOR	DUCATI	M3 (M 600)	2002	1.000	87,000,000	87,000,000
1686	701106 00026	SEPEDA MOTOR	DUCATI	M3 (M 600)	2001	1.000	84,800,000	84,800,000
1687	701106 00026	SEPEDA MOTOR	DUCATI	M3 (M 600)	2000	1.000	76,200,000	76,200,000
1688	701106 00030	SEPEDA MOTOR	DUCATI	M4 /00 (MONSTER 1000ie)	2004	1.000	126,000,000	126,000,000
1689	701106 00030	SEPEDA MOTOR	DUCATI	M4 /00 (MONSTER 1000ie)	2003	1.000	120,400,000	120,400,000
1690	701106 00031	SEPEDA MOTOR	DUCATI	M4/05 (MONSTER S4R)	2007	1.000	222,200,000	222,200,000
1691	701106 00031	SEPEDA MOTOR	DUCATI	M4/05 (MONSTER S4R)	2006	1.000	217,200,000	217,200,000
1692	701106 00031	SEPEDA MOTOR	DUCATI	M4/05 (MONSTER S4R)	2005	1.000	205,000,000	205,000,000
1693	701106 00031	SEPEDA MOTOR	DUCATI	M4/05 (MONSTER S4R)	2004	1.000	150,000,000	150,000,000
1694	701106 00027	SEPEDA MOTOR	DUCATI	M4 (M620ie)	2004	1.000	105,000,000	105,000,000
1695	701106 00027	SEPEDA MOTOR	DUCATI	M4 (M620ie)	2003	1.000	100,400,000	100,400,000
1696	701106 00027	SEPEDA MOTOR	DUCATI	M4 (M620ie)	2002	1.000	97,800,000	97,800,000
1697	701106 00028	SEPEDA MOTOR	DUCATI	M4 (M900ie)	2004	1.000	157,000,000	157,000,000
1698	701106 00028	SEPEDA MOTOR	DUCATI	M4 (M900ie)	2003	1.000	150,000,000	150,000,000
1699	701106 00028	SEPEDA MOTOR	DUCATI	M4 (M900ie)	2002	1.000	146,200,000	146,200,000
1700	701106 00029	SEPEDA MOTOR	DUCATI	M4 (MS4)	2003	1.000	150,900,000	150,900,000
1701	701106 00029	SEPEDA MOTOR	DUCATI	M4 (MS4)	2002	1.000	147,200,000	147,200,000
1702	701106 00029	SEPEDA MOTOR	DUCATI	M4 (MS4)	2001	1.000	143,400,000	143,400,000
1703	701106 00019	SEPEDA MOTOR	DUCATI	M 620 D/DD	2007	1.000	134,300,000	134,300,000
1704	701106 00019	SEPEDA MOTOR	DUCATI	M 620 D/DD	2006	1.000	132,300,000	132,300,000
1705	701106 00020	SEPEDA MOTOR	DUCATI	M 620 M	2007	1.000	138,400,000	138,400,000

NO	KODING	JENIS	MEREK	TIPE	TH BUAT	BOBOT	NJKB	DP PKB
1	2	3	4	5	6	7	8	9
1706	701106 00020	SEPEDA MOTOR	DUCATI	M 620 M	2006	1.000	136,400,000	136,400,000
1707	701106 00021	SEPEDA MOTOR	DUCATI	M 800 D/M	2007	1.000	156,600,000	156,600,000
1708	701106 00021	SEPEDA MOTOR	DUCATI	M 800 D/M	2006	1.000	154,500,000	154,500,000
1709	701106 00022	SEPEDA MOTOR	DUCATI	M 900 MONSTER	1993	1.000	71,100,000	71,100,000
1710	701106 00022	SEPEDA MOTOR	DUCATI	M 900 MONSTER	1992	1.000	64,500,000	64,500,000
1711	701106 00022	SEPEDA MOTOR	DUCATI	M 900 MONSTER	1991	1.000	58,400,000	58,400,000
1712	701106 00022	SEPEDA MOTOR	DUCATI	M 900 MONSTER	1990	1.000	52,900,000	52,900,000
1713	701106 00032	SEPEDA MOTOR	DUCATI	MONSTER 1000S	2007	1.000	189,900,000	189,900,000
1714	701106 00032	SEPEDA MOTOR	DUCATI	MONSTER 1000S	2006	1.000	183,800,000	183,800,000
1715	701106 00032	SEPEDA MOTOR	DUCATI	MONSTER 1000S	2005	1.000	175,000,000	175,000,000
1716	701106 00032	SEPEDA MOTOR	DUCATI	MONSTER 1000S	2004	1.000	170,000,000	170,000,000
1717	701106 00032	SEPEDA MOTOR	DUCATI	MONSTER 1000S	2003	1.000	161,700,000	161,700,000
1718	701106 00032	SEPEDA MOTOR	DUCATI	MONSTER 1000S	2002	1.000	156,800,000	156,800,000
1719	701106 00032	SEPEDA MOTOR	DUCATI	MONSTER 1000S	2001	1.000	149,900,000	149,900,000
1720	701106 00032	SEPEDA MOTOR	DUCATI	MONSTER 1000S	2000	1.000	147,000,000	147,000,000
1721	701106 00033	SEPEDA MOTOR	DUCATI	MONSTER 1200 R	2017	1.000	495,000,000	495,000,000
1722	701106 00034	SEPEDA MOTOR	DUCATI	MONSTER 696 (CKD)	2011	1.000	165,000,000	165,000,000
1723	701106 00035	SEPEDA MOTOR	DUCATI	MONSTER 795 (CKD)	2012	1.000	156,200,000	156,200,000
1724	701106 00036	SEPEDA MOTOR	DUCATI	MONSTER 797	2019	1.000	171,400,000	171,400,000
1725	701106 00036	SEPEDA MOTOR	DUCATI	MONSTER 797	2018	1.000	162,900,000	162,900,000
1726	701106 00037	SEPEDA MOTOR	DUCATI	MONSTER 821	2019	1.000	220,100,000	220,100,000
1727	701106 00037	SEPEDA MOTOR	DUCATI	MONSTER 821	2018	1.000	209,100,000	209,100,000
1728	701106 00038	SEPEDA MOTOR	DUCATI	MTS 1000 DS (MULTISTRADA)	2007	1.000	187,900,000	187,900,000
1729	701106 00038	SEPEDA MOTOR	DUCATI	MTS 1000 DS (MULTISTRADA)	2006	1.000	181,800,000	181,800,000
1730	701106 00038	SEPEDA MOTOR	DUCATI	MTS 1000 DS (MULTISTRADA)	2005	1.000	179,000,000	179,000,000
1731	701106 00038	SEPEDA MOTOR	DUCATI	MTS 1000 DS (MULTISTRADA)	2004	1.000	177,000,000	177,000,000
1732	701106 00038	SEPEDA MOTOR	DUCATI	MTS 1000 DS (MULTISTRADA)	2003	1.000	172,500,000	172,500,000
1733	701106 00039	SEPEDA MOTOR	DUCATI	MULTISTRADA 1200	2018	1.000	448,900,000	448,900,000
1734	701106 00040	SEPEDA MOTOR	DUCATI	MULTISTRADA 1200 (CKD)	2011	1.000	270,000,000	270,000,000
1735	701106 00041	SEPEDA MOTOR	DUCATI	MULTISTRADA 1200 ENDURO	2018	1.000	472,300,000	472,300,000
1736	701106 00041	SEPEDA MOTOR	DUCATI	MULTISTRADA 1200 ENDURO	2017	1.000	462,900,000	462,900,000
1737	701106 00071	SEPEDA MOTOR	DUCATI	MULTISTRADA 1260	2019	1.000	444,600,000	444,600,000
1738	701106 00072	SEPEDA MOTOR	DUCATI	MULTISTRADA 1260 ENDURO	2019	1.000	452,400,000	452,400,000
1739	701106 00073	SEPEDA MOTOR	DUCATI	MULTISTRADA 1260 PIKES PEAK	2019	1.000	448,800,000	448,800,000
1740	701106 00074	SEPEDA MOTOR	DUCATI	MULTISTRADA 1260 S	2019	1.000	446,900,000	446,900,000
1741	701106 00042	SEPEDA MOTOR	DUCATI	MULTISTRADA 950	2019	1.000	246,400,000	246,400,000
1742	701106 00042	SEPEDA MOTOR	DUCATI	MULTISTRADA 950	2018	1.000	234,100,000	234,100,000
1743	701106 00043	SEPEDA MOTOR	DUCATI	NAGAMAS HG 125A	2002	1.000	5,500,000	5,500,000
1744	701106 00075	SEPEDA MOTOR	DUCATI	PANIGALE V4	2019	1.000	522,000,000	522,000,000
1745	701106 00044	SEPEDA MOTOR	DUCATI	S1 (ST2)	2007	1.000	156,600,000	156,600,000
1746	701106 00044	SEPEDA MOTOR	DUCATI	S1 (ST2)	2006	1.000	155,500,000	155,500,000
1747	701106 00044	SEPEDA MOTOR	DUCATI	S1 (ST2)	2005	1.000	152,500,000	152,500,000
1748	701106 00044	SEPEDA MOTOR	DUCATI	S1 (ST2)	2004	1.000	150,000,000	150,000,000
1749	701106 00044	SEPEDA MOTOR	DUCATI	S1 (ST2)	2003	1.000	137,200,000	137,200,000
1750	701106 00044	SEPEDA MOTOR	DUCATI	S1 (ST2)	2002	1.000	133,800,000	133,800,000
1751	701106 00044	SEPEDA MOTOR	DUCATI	S1 (ST2)	2001	1.000	130,300,000	130,300,000
1752	701106 00044	SEPEDA MOTOR	DUCATI	S1 (ST2)	2000	1.000	117,300,000	117,300,000
1753	701106 00045	SEPEDA MOTOR	DUCATI	S2 (ST2)	2000	1.000	117,600,000	117,600,000
1754	701106 00046	SEPEDA MOTOR	DUCATI	S2 (ST4)	2006	1.000	204,000,000	204,000,000
1755	701106 00046	SEPEDA MOTOR	DUCATI	S2 (ST4)	2005	1.000	195,000,000	195,000,000
1756	701106 00046	SEPEDA MOTOR	DUCATI	S2 (ST4)	2004	1.000	180,000,000	180,000,000
1757	701106 00046	SEPEDA MOTOR	DUCATI	S2 (ST4)	2003	1.000	162,700,000	162,700,000
1758	701106 00046	SEPEDA MOTOR	DUCATI	S2 (ST4)	2002	1.000	158,700,000	158,700,000
1759	701106 00046	SEPEDA MOTOR	DUCATI	S2 (ST4)	2001	1.000	154,500,000	154,500,000
1760	701106 00046	SEPEDA MOTOR	DUCATI	S2 (ST4)	2000	1.000	139,100,000	139,100,000
1761	701106 00076	SEPEDA MOTOR	DUCATI	SCRAMBLER 1100	2019	1.000	270,400,000	270,400,000
1762	701106 00047	SEPEDA MOTOR	DUCATI	SCRAMBLER 800	2019	1.000	172,900,000	172,900,000
1763	701106 00047	SEPEDA MOTOR	DUCATI	SCRAMBLER 800	2018	1.000	164,300,000	164,300,000
1764	701106 00048	SEPEDA MOTOR	DUCATI	SCRAMBLER CAFE RACER	2019	1.000	171,400,000	171,400,000
1765	701106 00048	SEPEDA MOTOR	DUCATI	SCRAMBLER CAFE RACER	2018	1.000	162,900,000	162,900,000
1766	701106 00049	SEPEDA MOTOR	DUCATI	SCRAMBLER DESERT SLED	2019	1.000	171,400,000	171,400,000
1767	701106 00049	SEPEDA MOTOR	DUCATI	SCRAMBLER DESERT SLED	2018	1.000	162,900,000	162,900,000
1768	701106 00050	SEPEDA MOTOR	DUCATI	SCRAMBLER SIXTY2	2019	1.000	115,100,000	115,100,000
1769	701106 00050	SEPEDA MOTOR	DUCATI	SCRAMBLER SIXTY2	2018	1.000	109,400,000	109,400,000
1770	701106 00051	SEPEDA MOTOR	DUCATI	ST3	2007	1.000	222,200,000	222,200,000
1771	701106 00051	SEPEDA MOTOR	DUCATI	ST3	2006	1.000	212,100,000	212,100,000
1772	701106 00051	SEPEDA MOTOR	DUCATI	ST3	2005	1.000	199,000,000	199,000,000
1773	701106 00051	SEPEDA MOTOR	DUCATI	ST3	2004	1.000	180,000,000	180,000,000
1774	701106 00051	SEPEDA MOTOR	DUCATI	ST3	2003	1.000	156,800,000	156,800,000
1775	701106 00051	SEPEDA MOTOR	DUCATI	ST3	2002	1.000	137,200,000	137,200,000
1776	701106 00051	SEPEDA MOTOR	DUCATI	ST3	2001	1.000	117,600,000	117,600,000
1777	701106 00051	SEPEDA MOTOR	DUCATI	ST3	1998	1.000	97,500,000	97,500,000
1778	701106 00051	SEPEDA MOTOR	DUCATI	ST3	1997	1.000	95,600,000	95,600,000
1779	701106 00051	SEPEDA MOTOR	DUCATI	ST3	1996	1.000	92,600,000	92,600,000
1780	701106 00051	SEPEDA MOTOR	DUCATI	ST3	1995	1.000	89,700,000	89,700,000
1781	701106 00051	SEPEDA MOTOR	DUCATI	ST3	1994	1.000	85,800,000	85,800,000
1782	701106 00051	SEPEDA MOTOR	DUCATI	ST3	1993	1.000	82,900,000	82,900,000
1783	701106 00051	SEPEDA MOTOR	DUCATI	ST3	1992	1.000	78,000,000	78,000,000
1784	701106 00051	SEPEDA MOTOR	DUCATI	ST3	1991	1.000	58,500,000	58,500,000
1785	701106 00053	SEPEDA MOTOR	DUCATI	STREETFIGHTER 848 (CKD)	2012	1.000	252,000,000	252,000,000
1786	701106 00053	SEPEDA MOTOR	DUCATI	STREETFIGHTER 848 (CKD)	2011	1.000	240,000,000	240,000,000
1787	701106 00052	SEPEDA MOTOR	DUCATI	STREETFIGHTER (CKD)	2011	1.000	240,000,000	240,000,000
1788	701106 00063	SEPEDA MOTOR	DUCATI	SUPERBIKE 1198	2011	1.000	381,600,000	381,600,000
1789	701106 00063	SEPEDA MOTOR	DUCATI	SUPERBIKE 1198	2010	1.000	374,000,000	374,000,000
1790	701106 00063	SEPEDA MOTOR	DUCATI	SUPERBIKE 1198	2009	1.000	360,000,000	360,000,000
1791	701106 00064	SEPEDA MOTOR	DUCATI	SUPERBIKE 1198 (CKD)	2011	1.000	270,000,000	270,000,000
1792	701106 00065	SEPEDA MOTOR	DUCATI	SUPERBIKE 1199 (CKD)	2012	1.000	283,500,000	283,500,000
1793	701106 00054	SEPEDA MOTOR	DUCATI	SUPER BIKE 749	2005	1.000	178,000,000	178,000,000
1794	701106 00055	SEPEDA MOTOR	DUCATI	SUPER BIKE 749D	2007	1.000	202,000,000	202,000,000
1795	701106 00055	SEPEDA MOTOR	DUCATI	SUPER BIKE 749D	2006	1.000	186,900,000	186,900,000

NO	KODING	JENIS	MEREK	TIPE	TH BUAT	BOBOT	NJKB	DP PKB
1	2	3	4	5	6	7	8	9
1796	701106 00055	SEPEDA MOTOR	DUCATI	SUPER BIKE 749D	2005	1.000	180,000,000	180,000,000
1797	701106 00056	SEPEDA MOTOR	DUCATI	SUPER BIKE 749S	2007	1.000	227,300,000	227,300,000
1798	701106 00056	SEPEDA MOTOR	DUCATI	SUPER BIKE 749S	2006	1.000	219,200,000	219,200,000
1799	701106 00056	SEPEDA MOTOR	DUCATI	SUPER BIKE 749S	2005	1.000	210,000,000	210,000,000
1800	701106 00066	SEPEDA MOTOR	DUCATI	SUPERBIKE 848 (CKD)	2011	1.000	225,000,000	225,000,000
1801	701106 00057	SEPEDA MOTOR	DUCATI	SUPER BIKE 999	2005	1.000	253,000,000	253,000,000
1802	701106 00058	SEPEDA MOTOR	DUCATI	SUPER BIKE 999 R	2005	1.000	425,000,000	425,000,000
1803	701106 00059	SEPEDA MOTOR	DUCATI	SUPER BIKE 999 S	2005	1.000	307,000,000	307,000,000
1804	701106 00067	SEPEDA MOTOR	DUCATI	SUPERSPORT	2018	1.000	273,800,000	273,800,000
1805	701106 00060	SEPEDA MOTOR	DUCATI	SUPER SPORT 1000SS	2010	1.000	216,200,000	216,200,000
1806	701106 00060	SEPEDA MOTOR	DUCATI	SUPER SPORT 1000SS	2009	1.000	204,000,000	204,000,000
1807	701106 00060	SEPEDA MOTOR	DUCATI	SUPER SPORT 1000SS	2008	1.000	196,300,000	196,300,000
1808	701106 00060	SEPEDA MOTOR	DUCATI	SUPER SPORT 1000SS	2007	1.000	189,900,000	189,900,000
1809	701106 00060	SEPEDA MOTOR	DUCATI	SUPER SPORT 1000SS	2006	1.000	180,800,000	180,800,000
1810	701106 00060	SEPEDA MOTOR	DUCATI	SUPER SPORT 1000SS	2005	1.000	174,000,000	174,000,000
1811	701106 00060	SEPEDA MOTOR	DUCATI	SUPER SPORT 1000SS	2004	1.000	173,000,000	173,000,000
1812	701106 00060	SEPEDA MOTOR	DUCATI	SUPER SPORT 1000SS	2003	1.000	168,600,000	168,600,000
1813	701106 00061	SEPEDA MOTOR	DUCATI	SUPER SPORT 620S	2007	1.000	136,400,000	136,400,000
1814	701106 00061	SEPEDA MOTOR	DUCATI	SUPER SPORT 620S	2006	1.000	131,300,000	131,300,000
1815	701106 00061	SEPEDA MOTOR	DUCATI	SUPER SPORT 620S	2005	1.000	126,000,000	126,000,000
1816	701106 00061	SEPEDA MOTOR	DUCATI	SUPER SPORT 620S	2004	1.000	125,000,000	125,000,000
1817	701106 00061	SEPEDA MOTOR	DUCATI	SUPER SPORT 620S	2003	1.000	121,500,000	121,500,000
1818	701106 00062	SEPEDA MOTOR	DUCATI	SUPER SPORT 800S	2007	1.000	152,500,000	152,500,000
1819	701106 00062	SEPEDA MOTOR	DUCATI	SUPER SPORT 800S	2006	1.000	145,400,000	145,400,000
1820	701106 00062	SEPEDA MOTOR	DUCATI	SUPER SPORT 800S	2005	1.000	140,000,000	140,000,000
1821	701106 00062	SEPEDA MOTOR	DUCATI	SUPER SPORT 800S	2004	1.000	139,000,000	139,000,000
1822	701106 00062	SEPEDA MOTOR	DUCATI	SUPER SPORT 800S	2003	1.000	135,200,000	135,200,000
1823	701106 00068	SEPEDA MOTOR	DUCATI	V1 (SS 750)	2003	1.000	113,700,000	113,700,000
1824	701106 00068	SEPEDA MOTOR	DUCATI	V1 (SS 750)	2002	1.000	110,800,000	110,800,000
1825	701106 00068	SEPEDA MOTOR	DUCATI	V1 (SS 750)	2001	1.000	108,000,000	108,000,000
1826	701106 00068	SEPEDA MOTOR	DUCATI	V1 (SS 750)	2000	1.000	97,200,000	97,200,000
1827	701106 00069	SEPEDA MOTOR	DUCATI	V1 (SS 900)	2003	1.000	136,200,000	136,200,000
1828	701106 00069	SEPEDA MOTOR	DUCATI	V1 (SS 900)	2002	1.000	132,900,000	132,900,000
1829	701106 00069	SEPEDA MOTOR	DUCATI	V1 (SS 900)	2001	1.000	129,500,000	129,500,000
1830	701106 00069	SEPEDA MOTOR	DUCATI	V1 (SS 900)	2000	1.000	116,400,000	116,400,000
1831	701106 00070	SEPEDA MOTOR	DUCATI	XDIAVEL	2018	1.000	466,400,000	466,400,000
1832	701106 00070	SEPEDA MOTOR	DUCATI	XDIAVEL	2017	1.000	457,100,000	457,100,000
1833	701108 00001	SEPEDA MOTOR	EXPRESS	125cc	1980	1.000	1,700,000	1,700,000
1834	701122 00001	SEPEDA MOTOR	FUJICO	ALFHA 110 (FH 110)	2003	1.000	4,100,000	4,100,000
1835	701122 00001	SEPEDA MOTOR	FUJICO	ALFHA 110 (FH 110)	2002	1.000	4,000,000	4,000,000
1836	701122 00001	SEPEDA MOTOR	FUJICO	ALFHA 110 (FH 110)	2001	1.000	3,900,000	3,900,000
1837	701122 00002	SEPEDA MOTOR	FUJICO	OMEGA 100 (FH 100)	2003	1.000	3,700,000	3,700,000
1838	701122 00002	SEPEDA MOTOR	FUJICO	OMEGA 100 (FH 100)	2002	1.000	3,600,000	3,600,000
1839	701122 00002	SEPEDA MOTOR	FUJICO	OMEGA 100 (FH 100)	2001	1.000	3,100,000	3,100,000
1840	701122 00002	SEPEDA MOTOR	FUJICO	OMEGA 100 (FH 100)	2000	1.000	3,000,000	3,000,000
1841	701123 00001	SEPEDA MOTOR	FUKUDA	FK 100-7	2007	1.000	4,800,000	4,800,000
1842	701123 00001	SEPEDA MOTOR	FUKUDA	FK 100-7	2006	1.000	4,500,000	4,500,000
1843	701123 00001	SEPEDA MOTOR	FUKUDA	FK 100-7	2005	1.000	4,300,000	4,300,000
1844	701123 00001	SEPEDA MOTOR	FUKUDA	FK 100-7	2004	1.000	4,100,000	4,100,000
1845	701123 00001	SEPEDA MOTOR	FUKUDA	FK 100-7	2003	1.000	3,700,000	3,700,000
1846	701123 00001	SEPEDA MOTOR	FUKUDA	FK 100-7	2002	1.000	3,600,000	3,600,000
1847	701123 00002	SEPEDA MOTOR	FUKUDA	FK 110-8	2005	1.000	4,600,000	4,600,000
1848	701123 00002	SEPEDA MOTOR	FUKUDA	FK 110-8	2004	1.000	4,500,000	4,500,000
1849	701123 00002	SEPEDA MOTOR	FUKUDA	FK 110-8	2003	1.000	4,100,000	4,100,000
1850	701123 00002	SEPEDA MOTOR	FUKUDA	FK 110-8	2002	1.000	4,000,000	4,000,000
1851	701123 00002	SEPEDA MOTOR	FUKUDA	FK 110-8	2001	1.000	3,900,000	3,900,000
1852	701123 00002	SEPEDA MOTOR	FUKUDA	FK 110-8	2000	1.000	3,500,000	3,500,000
1853	701123 00003	SEPEDA MOTOR	FUKUDA	FK 110-9	2005	1.000	4,600,000	4,600,000
1854	701123 00003	SEPEDA MOTOR	FUKUDA	FK 110-9	2004	1.000	4,500,000	4,500,000
1855	701123 00003	SEPEDA MOTOR	FUKUDA	FK 110-9	2003	1.000	4,100,000	4,100,000
1856	701123 00003	SEPEDA MOTOR	FUKUDA	FK 110-9	2002	1.000	4,000,000	4,000,000
1857	701123 00003	SEPEDA MOTOR	FUKUDA	FK 110-9	2001	1.000	3,900,000	3,900,000
1858	701123 00003	SEPEDA MOTOR	FUKUDA	FK 110-9	2000	1.000	3,500,000	3,500,000
1859	701123 00006	SEPEDA MOTOR	FUKUDA	FK 125-7	2005	1.000	5,000,000	5,000,000
1860	701123 00004	SEPEDA MOTOR	FUKUDA	FK 125 T-2	2005	1.000	5,000,000	5,000,000
1861	701123 00004	SEPEDA MOTOR	FUKUDA	FK 125 T-2	2004	1.000	4,900,000	4,900,000
1862	701123 00004	SEPEDA MOTOR	FUKUDA	FK 125 T-2	2003	1.000	4,500,000	4,500,000
1863	701123 00004	SEPEDA MOTOR	FUKUDA	FK 125 T-2	2002	1.000	4,400,000	4,400,000
1864	701123 00004	SEPEDA MOTOR	FUKUDA	FK 125 T-2	2001	1.000	4,300,000	4,300,000
1865	701123 00005	SEPEDA MOTOR	FUKUDA	FK 125 T-A	2005	1.000	5,000,000	5,000,000
1866	701123 00005	SEPEDA MOTOR	FUKUDA	FK 125 T-A	2004	1.000	4,900,000	4,900,000
1867	701123 00005	SEPEDA MOTOR	FUKUDA	FK 125 T-A	2003	1.000	4,500,000	4,500,000
1868	701123 00005	SEPEDA MOTOR	FUKUDA	FK 125 T-A	2002	1.000	4,400,000	4,400,000
1869	701123 00005	SEPEDA MOTOR	FUKUDA	FK 125 T-A	2001	1.000	4,300,000	4,300,000
1870	701123 00007	SEPEDA MOTOR	FUKUDA	FK 70-8	2011	1.000	3,600,000	3,600,000
1871	701123 00007	SEPEDA MOTOR	FUKUDA	FK 70-8	2010	1.000	3,500,000	3,500,000
1872	701123 00007	SEPEDA MOTOR	FUKUDA	FK 70-8	2009	1.000	3,400,000	3,400,000
1873	701123 00007	SEPEDA MOTOR	FUKUDA	FK 70-8	2008	1.000	3,200,000	3,200,000
1874	701123 00007	SEPEDA MOTOR	FUKUDA	FK 70-8	2007	1.000	3,100,000	3,100,000
1875	701123 00007	SEPEDA MOTOR	FUKUDA	FK 70-8	2006	1.000	3,000,000	3,000,000
1876	701123 00007	SEPEDA MOTOR	FUKUDA	FK 70-8	2005	1.000	2,900,000	2,900,000
1877	701123 00007	SEPEDA MOTOR	FUKUDA	FK 70-8	2004	1.000	2,800,000	2,800,000
1878	701123 00008	SEPEDA MOTOR	FUKUDA	FK 90-7	2011	1.000	4,500,000	4,500,000
1879	701123 00008	SEPEDA MOTOR	FUKUDA	FK 90-7	2010	1.000	4,400,000	4,400,000
1880	701123 00008	SEPEDA MOTOR	FUKUDA	FK 90-7	2009	1.000	4,300,000	4,300,000
1881	701123 00008	SEPEDA MOTOR	FUKUDA	FK 90-7	2008	1.000	4,100,000	4,100,000
1882	701123 00008	SEPEDA MOTOR	FUKUDA	FK 90-7	2007	1.000	4,000,000	4,000,000
1883	701123 00008	SEPEDA MOTOR	FUKUDA	FK 90-7	2006	1.000	3,900,000	3,900,000
1884	701126 00003	SEPEDA MOTOR	GARUDA	BEJO	2005	1.000	4,600,000	4,600,000
1885	701126 00003	SEPEDA MOTOR	GARUDA	BEJO	2004	1.000	4,500,000	4,500,000

NO	KODING	JENIS	MEREK	TIPE	TH BUAT	BOBOT	NJKB	DP PKB
1	2	3	4	5	6	7	8	9
1886	701126 00004	SEPEDA MOTOR	GARUDA	CHOPPER 1340 CC	2007	1.000	25,700,000	25,700,000
1887	701126 00004	SEPEDA MOTOR	GARUDA	CHOPPER 1340 CC	2006	1.000	24,500,000	24,500,000
1888	701126 00005	SEPEDA MOTOR	GARUDA	FITA	2005	1.000	2,900,000	2,900,000
1889	701126 00005	SEPEDA MOTOR	GARUDA	FITA	2004	1.000	2,800,000	2,800,000
1890	701126 00006	SEPEDA MOTOR	GARUDA	FORTUNE	2005	1.000	4,300,000	4,300,000
1891	701126 00006	SEPEDA MOTOR	GARUDA	FORTUNE	2004	1.000	4,100,000	4,100,000
1892	701126 00006	SEPEDA MOTOR	GARUDA	FORTUNE	2003	1.000	3,700,000	3,700,000
1893	701126 00006	SEPEDA MOTOR	GARUDA	FORTUNE	2002	1.000	3,600,000	3,600,000
1894	701126 00006	SEPEDA MOTOR	GARUDA	FORTUNE	2001	1.000	3,100,000	3,100,000
1895	701126 00007	SEPEDA MOTOR	GARUDA	FORTUNE GA-110	2000	1.000	4,000,000	4,000,000
1896	701126 00009	SEPEDA MOTOR	GARUDA	GA-150	2005	1.000	5,900,000	5,900,000
1897	701126 00009	SEPEDA MOTOR	GARUDA	GA-150	2004	1.000	5,800,000	5,800,000
1898	701126 00009	SEPEDA MOTOR	GARUDA	GA-150	2003	1.000	5,400,000	5,400,000
1899	701126 00009	SEPEDA MOTOR	GARUDA	GA-150	2002	1.000	5,300,000	5,300,000
1900	701126 00009	SEPEDA MOTOR	GARUDA	GA-150	2001	1.000	5,200,000	5,200,000
1901	701126 00010	SEPEDA MOTOR	GARUDA	GA-50 MM	2005	1.000	2,600,000	2,600,000
1902	701126 00010	SEPEDA MOTOR	GARUDA	GA-50 MM	2004	1.000	2,500,000	2,500,000
1903	701126 00008	SEPEDA MOTOR	GARUDA	GA 70 (100cc)	2005	1.000	4,300,000	4,300,000
1904	701126 00008	SEPEDA MOTOR	GARUDA	GA 70 (100cc)	2004	1.000	4,100,000	4,100,000
1905	701126 00008	SEPEDA MOTOR	GARUDA	GA 70 (100cc)	2003	1.000	3,700,000	3,700,000
1906	701126 00008	SEPEDA MOTOR	GARUDA	GA 70 (100cc)	2002	1.000	3,600,000	3,600,000
1907	701126 00008	SEPEDA MOTOR	GARUDA	GA 70 (100cc)	2001	1.000	3,100,000	3,100,000
1908	701126 00008	SEPEDA MOTOR	GARUDA	GA 70 (100cc)	2000	1.000	3,000,000	3,000,000
1909	701126 00011	SEPEDA MOTOR	GARUDA	GA-90MT	2005	1.000	3,800,000	3,800,000
1910	701126 00011	SEPEDA MOTOR	GARUDA	GA-90MT	2004	1.000	3,700,000	3,700,000
1911	701126 00011	SEPEDA MOTOR	GARUDA	GA-90MT	2003	1.000	3,300,000	3,300,000
1912	701126 00011	SEPEDA MOTOR	GARUDA	GA-90MT	2002	1.000	3,200,000	3,200,000
1913	701126 00012	SEPEDA MOTOR	GARUDA	JEETSPEED	2005	1.000	5,900,000	5,900,000
1914	701126 00012	SEPEDA MOTOR	GARUDA	JEETSPEED	2004	1.000	5,800,000	5,800,000
1915	701126 00012	SEPEDA MOTOR	GARUDA	JEETSPEED	2003	1.000	5,400,000	5,400,000
1916	701126 00012	SEPEDA MOTOR	GARUDA	JEETSPEED	2002	1.000	5,300,000	5,300,000
1917	701126 00012	SEPEDA MOTOR	GARUDA	JEETSPEED	2001	1.000	5,200,000	5,200,000
1918	701126 00012	SEPEDA MOTOR	GARUDA	JEETSPEED	2000	1.000	5,000,000	5,000,000
1919	701126 00013	SEPEDA MOTOR	GARUDA	JG-2500	2005	1.000	8,200,000	8,200,000
1920	701126 00013	SEPEDA MOTOR	GARUDA	JG-2500	2004	1.000	8,000,000	8,000,000
1921	701126 00014	SEPEDA MOTOR	GARUDA	KELINCI 70	2011	1.000	3,600,000	3,600,000
1922	701126 00014	SEPEDA MOTOR	GARUDA	KELINCI 70	2010	1.000	3,500,000	3,500,000
1923	701126 00014	SEPEDA MOTOR	GARUDA	KELINCI 70	2009	1.000	3,400,000	3,400,000
1924	701126 00014	SEPEDA MOTOR	GARUDA	KELINCI 70	2008	1.000	3,200,000	3,200,000
1925	701126 00014	SEPEDA MOTOR	GARUDA	KELINCI 70	2007	1.000	3,100,000	3,100,000
1926	701126 00014	SEPEDA MOTOR	GARUDA	KELINCI 70	2006	1.000	3,000,000	3,000,000
1927	701126 00014	SEPEDA MOTOR	GARUDA	KELINCI 70	2005	1.000	2,900,000	2,900,000
1928	701126 00014	SEPEDA MOTOR	GARUDA	KELINCI 70	2004	1.000	2,800,000	2,800,000
1929	701126 00014	SEPEDA MOTOR	GARUDA	KELINCI 70	2003	1.000	2,400,000	2,400,000
1930	701126 00015	SEPEDA MOTOR	GARUDA	KENCANA	2011	1.000	6,900,000	6,900,000
1931	701126 00015	SEPEDA MOTOR	GARUDA	KENCANA	2010	1.000	6,500,000	6,500,000
1932	701126 00015	SEPEDA MOTOR	GARUDA	KENCANA	2009	1.000	6,100,000	6,100,000
1933	701126 00015	SEPEDA MOTOR	GARUDA	KENCANA	2008	1.000	5,600,000	5,600,000
1934	701126 00015	SEPEDA MOTOR	GARUDA	KENCANA	2007	1.000	5,500,000	5,500,000
1935	701126 00016	SEPEDA MOTOR	GARUDA	KENCANA 125 HS	2005	1.000	5,000,000	5,000,000
1936	701126 00016	SEPEDA MOTOR	GARUDA	KENCANA 125 HS	2004	1.000	4,900,000	4,900,000
1937	701126 00016	SEPEDA MOTOR	GARUDA	KENCANA 125 HS	2003	1.000	4,500,000	4,500,000
1938	701126 00016	SEPEDA MOTOR	GARUDA	KENCANA 125 HS	2002	1.000	4,400,000	4,400,000
1939	701126 00017	SEPEDA MOTOR	GARUDA	MOGE 1250 (125cc)	2002	1.000	4,400,000	4,400,000
1940	701126 00018	SEPEDA MOTOR	GARUDA	MOGE 1250 (149cc)	2011	1.000	7,900,000	7,900,000
1941	701126 00018	SEPEDA MOTOR	GARUDA	MOGE 1250 (149cc)	2010	1.000	7,400,000	7,400,000
1942	701126 00018	SEPEDA MOTOR	GARUDA	MOGE 1250 (149cc)	2009	1.000	6,900,000	6,900,000
1943	701126 00018	SEPEDA MOTOR	GARUDA	MOGE 1250 (149cc)	2008	1.000	6,300,000	6,300,000
1944	701126 00018	SEPEDA MOTOR	GARUDA	MOGE 1250 (149cc)	2007	1.000	6,200,000	6,200,000
1945	701126 00018	SEPEDA MOTOR	GARUDA	MOGE 1250 (149cc)	2006	1.000	6,000,000	6,000,000
1946	701126 00018	SEPEDA MOTOR	GARUDA	MOGE 1250 (149cc)	2005	1.000	5,900,000	5,900,000
1947	701126 00018	SEPEDA MOTOR	GARUDA	MOGE 1250 (149cc)	2004	1.000	5,800,000	5,800,000
1948	701126 00018	SEPEDA MOTOR	GARUDA	MOGE 1250 (149cc)	2003	1.000	5,400,000	5,400,000
1949	701126 00018	SEPEDA MOTOR	GARUDA	MOGE 1250 (149cc)	2002	1.000	5,300,000	5,300,000
1950	701126 00019	SEPEDA MOTOR	GARUDA	SIIP	2011	1.000	6,100,000	6,100,000
1951	701126 00019	SEPEDA MOTOR	GARUDA	SIIP	2010	1.000	5,800,000	5,800,000
1952	701126 00019	SEPEDA MOTOR	GARUDA	SIIP	2009	1.000	5,500,000	5,500,000
1953	701126 00019	SEPEDA MOTOR	GARUDA	SIIP	2008	1.000	5,100,000	5,100,000
1954	701126 00019	SEPEDA MOTOR	GARUDA	SIIP	2007	1.000	5,000,000	5,000,000
1955	701126 00019	SEPEDA MOTOR	GARUDA	SIIP	2006	1.000	4,800,000	4,800,000
1956	701126 00019	SEPEDA MOTOR	GARUDA	SIIP	2005	1.000	4,600,000	4,600,000
1957	701126 00019	SEPEDA MOTOR	GARUDA	SIIP	2004	1.000	4,500,000	4,500,000
1958	701126 00019	SEPEDA MOTOR	GARUDA	SIIP	2003	1.000	4,100,000	4,100,000
1959	701126 00019	SEPEDA MOTOR	GARUDA	SIIP	2002	1.000	4,000,000	4,000,000
1960	701126 00019	SEPEDA MOTOR	GARUDA	SIIP	2001	1.000	3,900,000	3,900,000
1961	701126 00019	SEPEDA MOTOR	GARUDA	SIIP	2000	1.000	3,500,000	3,500,000
1962	701126 00020	SEPEDA MOTOR	GARUDA	SURYA X125 (110cc)	2011	1.000	6,900,000	6,900,000
1963	701126 00020	SEPEDA MOTOR	GARUDA	SURYA X125 (110cc)	2010	1.000	6,500,000	6,500,000
1964	701126 00020	SEPEDA MOTOR	GARUDA	SURYA X125 (110cc)	2009	1.000	6,100,000	6,100,000
1965	701126 00020	SEPEDA MOTOR	GARUDA	SURYA X125 (110cc)	2008	1.000	5,600,000	5,600,000
1966	701126 00020	SEPEDA MOTOR	GARUDA	SURYA X125 (110cc)	2007	1.000	5,500,000	5,500,000
1967	701126 00020	SEPEDA MOTOR	GARUDA	SURYA X125 (110cc)	2006	1.000	5,300,000	5,300,000
1968	701126 00020	SEPEDA MOTOR	GARUDA	SURYA X125 (110cc)	2005	1.000	5,000,000	5,000,000
1969	701126 00020	SEPEDA MOTOR	GARUDA	SURYA X125 (110cc)	2004	1.000	4,900,000	4,900,000
1970	701126 00020	SEPEDA MOTOR	GARUDA	SURYA X125 (110cc)	2003	1.000	4,500,000	4,500,000
1971	701126 00020	SEPEDA MOTOR	GARUDA	SURYA X125 (110cc)	2002	1.000	4,400,000	4,400,000
1972	701126 00020	SEPEDA MOTOR	GARUDA	SURYA X125 (110cc)	2001	1.000	4,300,000	4,300,000
1973	701126 00020	SEPEDA MOTOR	GARUDA	SURYA X125 (110cc)	2000	1.000	3,500,000	3,500,000
1974	701126 00021	SEPEDA MOTOR	GARUDA	SURYA X150	2011	1.000	7,900,000	7,900,000
1975	701126 00021	SEPEDA MOTOR	GARUDA	SURYA X150	2010	1.000	7,400,000	7,400,000

NO	KODING	JENIS	MEREK	TIPE	TH BUAT	BOBOT	NJKB	DP PKB
1	2	3	4	5	6	7	8	9
1976	701126 00021	SEPEDA MOTOR	GARUDA	SURYA X150	2009	1.000	6,900,000	6,900,000
1977	701126 00021	SEPEDA MOTOR	GARUDA	SURYA X150	2008	1.000	6,300,000	6,300,000
1978	701126 00021	SEPEDA MOTOR	GARUDA	SURYA X150	2007	1.000	6,200,000	6,200,000
1979	701126 00021	SEPEDA MOTOR	GARUDA	SURYA X150	2006	1.000	6,000,000	6,000,000
1980	701126 00021	SEPEDA MOTOR	GARUDA	SURYA X150	2005	1.000	5,900,000	5,900,000
1981	701126 00021	SEPEDA MOTOR	GARUDA	SURYA X150	2004	1.000	5,800,000	5,800,000
1982	701126 00021	SEPEDA MOTOR	GARUDA	SURYA X150	2003	1.000	5,400,000	5,400,000
1983	701126 00021	SEPEDA MOTOR	GARUDA	SURYA X150	2002	1.000	5,300,000	5,300,000
1984	701126 00021	SEPEDA MOTOR	GARUDA	SURYA X150	2001	1.000	5,200,000	5,200,000
1985	701126 00021	SEPEDA MOTOR	GARUDA	SURYA X150	2000	1.000	5,100,000	5,100,000
1986	701126 00022	SEPEDA MOTOR	GARUDA	THAI 100 CC	2011	1.000	5,700,000	5,700,000
1987	701126 00022	SEPEDA MOTOR	GARUDA	THAI 100 CC	2010	1.000	5,400,000	5,400,000
1988	701126 00022	SEPEDA MOTOR	GARUDA	THAI 100 CC	2009	1.000	5,100,000	5,100,000
1989	701126 00022	SEPEDA MOTOR	GARUDA	THAI 100 CC	2008	1.000	4,700,000	4,700,000
1990	701126 00022	SEPEDA MOTOR	GARUDA	THAI 100 CC	2007	1.000	4,600,000	4,600,000
1991	701126 00022	SEPEDA MOTOR	GARUDA	THAI 100 CC	2006	1.000	4,500,000	4,500,000
1992	701126 00022	SEPEDA MOTOR	GARUDA	THAI 100 CC	2005	1.000	4,300,000	4,300,000
1993	701126 00023	SEPEDA MOTOR	GARUDA	THAI 125 CC	2005	1.000	5,000,000	5,000,000
1994	701126 00024	SEPEDA MOTOR	GARUDA	X-TREME	2011	1.000	5,700,000	5,700,000
1995	701126 00024	SEPEDA MOTOR	GARUDA	X-TREME	2010	1.000	5,400,000	5,400,000
1996	701126 00024	SEPEDA MOTOR	GARUDA	X-TREME	2009	1.000	5,100,000	5,100,000
1997	701126 00024	SEPEDA MOTOR	GARUDA	X-TREME	2008	1.000	4,700,000	4,700,000
1998	701126 00024	SEPEDA MOTOR	GARUDA	X-TREME	2007	1.000	4,600,000	4,600,000
1999	701126 00024	SEPEDA MOTOR	GARUDA	X-TREME	2006	1.000	4,500,000	4,500,000
2000	701130 00001	SEPEDA MOTOR	GAZA	AMAZING GH 125	2011	1.000	6,900,000	6,900,000
2001	701130 00001	SEPEDA MOTOR	GAZA	AMAZING GH 125	2010	1.000	6,500,000	6,500,000
2002	701130 00001	SEPEDA MOTOR	GAZA	AMAZING GH 125	2009	1.000	6,100,000	6,100,000
2003	701130 00001	SEPEDA MOTOR	GAZA	AMAZING GH 125	2008	1.000	5,600,000	5,600,000
2004	701130 00001	SEPEDA MOTOR	GAZA	AMAZING GH 125	2007	1.000	5,500,000	5,500,000
2005	701130 00001	SEPEDA MOTOR	GAZA	AMAZING GH 125	2006	1.000	5,300,000	5,300,000
2006	701130 00001	SEPEDA MOTOR	GAZA	AMAZING GH 125	2005	1.000	5,000,000	5,000,000
2007	701130 00001	SEPEDA MOTOR	GAZA	AMAZING GH 125	2004	1.000	4,900,000	4,900,000
2008	701130 00001	SEPEDA MOTOR	GAZA	AMAZING GH 125	2003	1.000	4,500,000	4,500,000
2009	701130 00002	SEPEDA MOTOR	GAZA	BRAVE 100	2003	1.000	3,700,000	3,700,000
2010	701130 00002	SEPEDA MOTOR	GAZA	BRAVE 100	2002	1.000	3,600,000	3,600,000
2011	701130 00002	SEPEDA MOTOR	GAZA	BRAVE 100	2001	1.000	3,100,000	3,100,000
2012	701130 00002	SEPEDA MOTOR	GAZA	BRAVE 100	2000	1.000	3,000,000	3,000,000
2013	701130 00003	SEPEDA MOTOR	GAZA	BRAVE DB 100	2003	1.000	3,700,000	3,700,000
2014	701130 00003	SEPEDA MOTOR	GAZA	BRAVE DB 100	2002	1.000	3,600,000	3,600,000
2015	701130 00003	SEPEDA MOTOR	GAZA	BRAVE DB 100	2001	1.000	3,100,000	3,100,000
2016	701130 00003	SEPEDA MOTOR	GAZA	BRAVE DB 100	2000	1.000	3,000,000	3,000,000
2017	701130 00004	SEPEDA MOTOR	GAZA	ELG GH 100	2011	1.000	5,700,000	5,700,000
2018	701130 00004	SEPEDA MOTOR	GAZA	ELG GH 100	2010	1.000	5,400,000	5,400,000
2019	701130 00004	SEPEDA MOTOR	GAZA	ELG GH 100	2009	1.000	5,100,000	5,100,000
2020	701130 00004	SEPEDA MOTOR	GAZA	ELG GH 100	2008	1.000	4,700,000	4,700,000
2021	701130 00004	SEPEDA MOTOR	GAZA	ELG GH 100	2007	1.000	4,600,000	4,600,000
2022	701130 00004	SEPEDA MOTOR	GAZA	ELG GH 100	2006	1.000	4,500,000	4,500,000
2023	701130 00004	SEPEDA MOTOR	GAZA	ELG GH 100	2005	1.000	4,300,000	4,300,000
2024	701130 00004	SEPEDA MOTOR	GAZA	ELG GH 100	2004	1.000	4,100,000	4,100,000
2025	701130 00004	SEPEDA MOTOR	GAZA	ELG GH 100	2003	1.000	3,700,000	3,700,000
2026	701130 00004	SEPEDA MOTOR	GAZA	ELG GH 100	2002	1.000	3,600,000	3,600,000
2027	701130 00004	SEPEDA MOTOR	GAZA	ELG GH 100	2001	1.000	3,100,000	3,100,000
2028	701130 00004	SEPEDA MOTOR	GAZA	ELG GH 100	2000	1.000	3,000,000	3,000,000
2029	701130 00007	SEPEDA MOTOR	GAZA	FLOW DB 100	2002	1.000	3,600,000	3,600,000
2030	701130 00007	SEPEDA MOTOR	GAZA	FLOW DB 100	2001	1.000	3,100,000	3,100,000
2031	701130 00007	SEPEDA MOTOR	GAZA	FLOW DB 100	2000	1.000	3,000,000	3,000,000
2032	701130 00006	SEPEDA MOTOR	GAZA	FLOW DB / AW 100	2003	1.000	3,700,000	3,700,000
2033	701130 00006	SEPEDA MOTOR	GAZA	FLOW DB / AW 100	2002	1.000	3,600,000	3,600,000
2034	701130 00006	SEPEDA MOTOR	GAZA	FLOW DB / AW 100	2001	1.000	3,100,000	3,100,000
2035	701130 00006	SEPEDA MOTOR	GAZA	FLOW DB / AW 100	2000	1.000	3,000,000	3,000,000
2036	701130 00005	SEPEDA MOTOR	GAZA	FLOW - X GH 110	2003	1.000	4,100,000	4,100,000
2037	701130 00005	SEPEDA MOTOR	GAZA	FLOW - X GH 110	2002	1.000	4,000,000	4,000,000
2038	701130 00005	SEPEDA MOTOR	GAZA	FLOW - X GH 110	2001	1.000	3,900,000	3,900,000
2039	701130 00008	SEPEDA MOTOR	GAZA	IMPRE DB 100	2011	1.000	5,700,000	5,700,000
2040	701130 00008	SEPEDA MOTOR	GAZA	IMPRE DB 100	2010	1.000	5,400,000	5,400,000
2041	701130 00008	SEPEDA MOTOR	GAZA	IMPRE DB 100	2009	1.000	5,100,000	5,100,000
2042	701130 00008	SEPEDA MOTOR	GAZA	IMPRE DB 100	2008	1.000	4,700,000	4,700,000
2043	701130 00008	SEPEDA MOTOR	GAZA	IMPRE DB 100	2007	1.000	4,600,000	4,600,000
2044	701130 00009	SEPEDA MOTOR	GAZA	IMPRESSIVE GH-100	2006	1.000	4,600,000	4,600,000
2045	701130 00009	SEPEDA MOTOR	GAZA	IMPRESSIVE GH-100	2005	1.000	4,400,000	4,400,000
2046	701130 00009	SEPEDA MOTOR	GAZA	IMPRESSIVE GH-100	2004	1.000	4,200,000	4,200,000
2047	701130 00009	SEPEDA MOTOR	GAZA	IMPRESSIVE GH-100	2003	1.000	3,900,000	3,900,000
2048	701130 00009	SEPEDA MOTOR	GAZA	IMPRESSIVE GH-100	2002	1.000	3,500,000	3,500,000
2049	701130 00009	SEPEDA MOTOR	GAZA	IMPRESSIVE GH-100	2001	1.000	3,300,000	3,300,000
2050	701130 00010	SEPEDA MOTOR	GAZA	STRIKING GH-110	2011	1.000	6,100,000	6,100,000
2051	701130 00010	SEPEDA MOTOR	GAZA	STRIKING GH-110	2010	1.000	5,800,000	5,800,000
2052	701130 00010	SEPEDA MOTOR	GAZA	STRIKING GH-110	2009	1.000	5,500,000	5,500,000
2053	701130 00010	SEPEDA MOTOR	GAZA	STRIKING GH-110	2008	1.000	5,100,000	5,100,000
2054	701130 00010	SEPEDA MOTOR	GAZA	STRIKING GH-110	2007	1.000	5,000,000	5,000,000
2055	701130 00010	SEPEDA MOTOR	GAZA	STRIKING GH-110	2006	1.000	4,900,000	4,900,000
2056	701130 00010	SEPEDA MOTOR	GAZA	STRIKING GH-110	2005	1.000	4,700,000	4,700,000
2057	701130 00010	SEPEDA MOTOR	GAZA	STRIKING GH-110	2004	1.000	4,600,000	4,600,000
2058	701130 00010	SEPEDA MOTOR	GAZA	STRIKING GH-110	2003	1.000	4,300,000	4,300,000
2059	701132 00001	SEPEDA MOTOR	GEMINI	150 CC	1980	1.000	700,000	700,000
2060	701135 00001	SEPEDA MOTOR	GIZO	3 SPEED 150cc	1980	1.000	1,000,000	1,000,000
2061	701138 00001	SEPEDA MOTOR	GOEBELVOUS	ES 111	1980	1.000	1,000,000	1,000,000
2062	701140 00001	SEPEDA MOTOR	GRAND SURYA	GS 100-22 (FIGHTER)	2005	1.000	4,300,000	4,300,000
2063	701140 00001	SEPEDA MOTOR	GRAND SURYA	GS 100-22 (FIGHTER)	2004	1.000	4,100,000	4,100,000
2064	701140 00001	SEPEDA MOTOR	GRAND SURYA	GS 100-22 (FIGHTER)	2003	1.000	3,700,000	3,700,000
2065	701140 00001	SEPEDA MOTOR	GRAND SURYA	GS 100-22 (FIGHTER)	2002	1.000	3,600,000	3,600,000

NO	KODING	JENIS	MEREK	TIPE	TH BUAT	BOBOT	NJKB	DP PKB
1	2	3	4	5	6	7	8	9
2066	701140 00002	SEPEDA MOTOR	GRAND SURYA	GS 100-9 (SPRINT)	2004	1.000	4,100,000	4,100,000
2067	701140 00002	SEPEDA MOTOR	GRAND SURYA	GS 100-9 (SPRINT)	2003	1.000	3,700,000	3,700,000
2068	701140 00002	SEPEDA MOTOR	GRAND SURYA	GS 100-9 (SPRINT)	2002	1.000	3,600,000	3,600,000
2069	701140 00003	SEPEDA MOTOR	GRAND SURYA	GS 100-9X (SPRINT X)	2004	1.000	4,100,000	4,100,000
2070	701140 00003	SEPEDA MOTOR	GRAND SURYA	GS 100-9X (SPRINT X)	2003	1.000	3,700,000	3,700,000
2071	701140 00003	SEPEDA MOTOR	GRAND SURYA	GS 100-9X (SPRINT X)	2002	1.000	3,600,000	3,600,000
2072	701140 00005	SEPEDA MOTOR	GRAND SURYA	GS 125-31 (CHAMP DOHC)	2004	1.000	4,900,000	4,900,000
2073	701140 00005	SEPEDA MOTOR	GRAND SURYA	GS 125-31 (CHAMP DOHC)	2003	1.000	4,500,000	4,500,000
2074	701140 00005	SEPEDA MOTOR	GRAND SURYA	GS 125-31 (CHAMP DOHC)	2002	1.000	4,400,000	4,400,000
2075	701140 00006	SEPEDA MOTOR	GRAND SURYA	GS 125-8 (TIGRA)	2004	1.000	4,900,000	4,900,000
2076	701140 00006	SEPEDA MOTOR	GRAND SURYA	GS 125-8 (TIGRA)	2003	1.000	4,500,000	4,500,000
2077	701140 00006	SEPEDA MOTOR	GRAND SURYA	GS 125-8 (TIGRA)	2002	1.000	4,400,000	4,400,000
2078	701140 00006	SEPEDA MOTOR	GRAND SURYA	GS 125-8 (TIGRA)	2001	1.000	4,300,000	4,300,000
2079	701140 00004	SEPEDA MOTOR	GRAND SURYA	GS 125 T-8 (ELITE)	2004	1.000	4,900,000	4,900,000
2080	701140 00004	SEPEDA MOTOR	GRAND SURYA	GS 125 T-8 (ELITE)	2003	1.000	4,500,000	4,500,000
2081	701140 00004	SEPEDA MOTOR	GRAND SURYA	GS 125 T-8 (ELITE)	2002	1.000	4,400,000	4,400,000
2082	701141 00001	SEPEDA MOTOR	GRANDIA	SERUPA BIT	2004	1.000	4,500,000	4,500,000
2083	701144 00001	SEPEDA MOTOR	HADA SACHS	50cc	1981	1.000	1,000,000	1,000,000
2084	701148 00001	SEPEDA MOTOR	HAOTIAN	HAOTIAN HT 100-3	2004	1.000	4,100,000	4,100,000
2085	701148 00001	SEPEDA MOTOR	HAOTIAN	HAOTIAN HT 100-3	2003	1.000	3,700,000	3,700,000
2086	701148 00001	SEPEDA MOTOR	HAOTIAN	HAOTIAN HT 100-3	2002	1.000	3,600,000	3,600,000
2087	701148 00001	SEPEDA MOTOR	HAOTIAN	HAOTIAN HT 100-3	2001	1.000	3,100,000	3,100,000
2088	701148 00001	SEPEDA MOTOR	HAOTIAN	HAOTIAN HT 100-3	2000	1.000	3,000,000	3,000,000
2089	701148 00002	SEPEDA MOTOR	HAOTIAN	HAOTIAN HT 100-4	2004	1.000	4,100,000	4,100,000
2090	701148 00002	SEPEDA MOTOR	HAOTIAN	HAOTIAN HT 100-4	2003	1.000	3,700,000	3,700,000
2091	701148 00002	SEPEDA MOTOR	HAOTIAN	HAOTIAN HT 100-4	2002	1.000	3,600,000	3,600,000
2092	701148 00002	SEPEDA MOTOR	HAOTIAN	HAOTIAN HT 100-4	2001	1.000	3,100,000	3,100,000
2093	701148 00002	SEPEDA MOTOR	HAOTIAN	HAOTIAN HT 100-4	2000	1.000	3,000,000	3,000,000
2094	701148 00003	SEPEDA MOTOR	HAOTIAN	HAOTIAN HT 125-2	2004	1.000	4,900,000	4,900,000
2095	701148 00003	SEPEDA MOTOR	HAOTIAN	HAOTIAN HT 125-2	2003	1.000	4,500,000	4,500,000
2096	701148 00003	SEPEDA MOTOR	HAOTIAN	HAOTIAN HT 125-2	2002	1.000	4,400,000	4,400,000
2097	701148 00003	SEPEDA MOTOR	HAOTIAN	HAOTIAN HT 125-2	2001	1.000	4,300,000	4,300,000
2098	701148 00003	SEPEDA MOTOR	HAOTIAN	HAOTIAN HT 125-2	2000	1.000	4,200,000	4,200,000
2099	701148 00004	SEPEDA MOTOR	HAOTIAN	HAOTIAN HT 125-6	2004	1.000	4,900,000	4,900,000
2100	701148 00004	SEPEDA MOTOR	HAOTIAN	HAOTIAN HT 125-6	2003	1.000	4,500,000	4,500,000
2101	701148 00004	SEPEDA MOTOR	HAOTIAN	HAOTIAN HT 125-6	2002	1.000	4,400,000	4,400,000
2102	701148 00004	SEPEDA MOTOR	HAOTIAN	HAOTIAN HT 125-6	2001	1.000	4,300,000	4,300,000
2103	701148 00004	SEPEDA MOTOR	HAOTIAN	HAOTIAN HT 125-6	2000	1.000	4,200,000	4,200,000
2104	701148 00005	SEPEDA MOTOR	HAOTIAN	HAOTIAN HT 125T-A	2004	1.000	4,900,000	4,900,000
2105	701148 00005	SEPEDA MOTOR	HAOTIAN	HAOTIAN HT 125T-A	2003	1.000	4,500,000	4,500,000
2106	701148 00005	SEPEDA MOTOR	HAOTIAN	HAOTIAN HT 125T-A	2002	1.000	4,400,000	4,400,000
2107	701148 00005	SEPEDA MOTOR	HAOTIAN	HAOTIAN HT 125T-A	2001	1.000	4,300,000	4,300,000
2108	701148 00005	SEPEDA MOTOR	HAOTIAN	HAOTIAN HT 125T-A	2000	1.000	4,200,000	4,200,000
2109	701148 00006	SEPEDA MOTOR	HAOTIAN	HAOTIAN HT 125T-B	2003	1.000	4,500,000	4,500,000
2110	701148 00006	SEPEDA MOTOR	HAOTIAN	HAOTIAN HT 125T-B	2002	1.000	4,400,000	4,400,000
2111	701148 00006	SEPEDA MOTOR	HAOTIAN	HAOTIAN HT 125T-B	2001	1.000	4,300,000	4,300,000
2112	701148 00006	SEPEDA MOTOR	HAOTIAN	HAOTIAN HT 125T-B	2000	1.000	4,200,000	4,200,000
2113	701148 00007	SEPEDA MOTOR	HAOTIAN	HP 100-C ROYAL	2006	1.000	4,500,000	4,500,000
2114	701148 00007	SEPEDA MOTOR	HAOTIAN	HP 100-C ROYAL	2005	1.000	4,300,000	4,300,000
2115	701148 00007	SEPEDA MOTOR	HAOTIAN	HP 100-C ROYAL	2004	1.000	4,100,000	4,100,000
2116	701148 00007	SEPEDA MOTOR	HAOTIAN	HP 100-C ROYAL	2003	1.000	3,700,000	3,700,000
2117	701148 00007	SEPEDA MOTOR	HAOTIAN	HP 100-C ROYAL	2002	1.000	3,600,000	3,600,000
2118	701148 00007	SEPEDA MOTOR	HAOTIAN	HP 100-C ROYAL	2001	1.000	3,100,000	3,100,000
2119	701148 00008	SEPEDA MOTOR	HAOTIAN	HP 125	2011	1.000	5,900,000	5,900,000
2120	701148 00008	SEPEDA MOTOR	HAOTIAN	HP 125	2010	1.000	5,800,000	5,800,000
2121	701148 00008	SEPEDA MOTOR	HAOTIAN	HP 125	2009	1.000	5,700,000	5,700,000
2122	701148 00008	SEPEDA MOTOR	HAOTIAN	HP 125	2008	1.000	5,600,000	5,600,000
2123	701148 00008	SEPEDA MOTOR	HAOTIAN	HP 125	2007	1.000	5,500,000	5,500,000
2124	701148 00008	SEPEDA MOTOR	HAOTIAN	HP 125	2005	1.000	5,000,000	5,000,000
2125	701148 00009	SEPEDA MOTOR	HAOTIAN	HP 150-2 MASTER PIECE	2005	1.000	5,900,000	5,900,000
2126	701148 00010	SEPEDA MOTOR	HAOTIAN	HP 70 B	2005	1.000	2,900,000	2,900,000
2127	701148 00011	SEPEDA MOTOR	HAOTIAN	HP 70 S	2005	1.000	2,900,000	2,900,000
2128	701148 00012	SEPEDA MOTOR	HAOTIAN	HT 100-3	2003	1.000	3,700,000	3,700,000
2129	701148 00012	SEPEDA MOTOR	HAOTIAN	HT 100-3	2002	1.000	3,600,000	3,600,000
2130	701148 00012	SEPEDA MOTOR	HAOTIAN	HT 100-3	2001	1.000	3,100,000	3,100,000
2131	701148 00012	SEPEDA MOTOR	HAOTIAN	HT 100-3	2000	1.000	3,000,000	3,000,000
2132	701148 00013	SEPEDA MOTOR	HAOTIAN	HT 100-4	2003	1.000	3,700,000	3,700,000
2133	701148 00013	SEPEDA MOTOR	HAOTIAN	HT 100-4	2002	1.000	3,600,000	3,600,000
2134	701148 00013	SEPEDA MOTOR	HAOTIAN	HT 100-4	2001	1.000	3,100,000	3,100,000
2135	701148 00014	SEPEDA MOTOR	HAOTIAN	HT 125-2	2003	1.000	4,500,000	4,500,000
2136	701148 00014	SEPEDA MOTOR	HAOTIAN	HT 125-2	2002	1.000	4,400,000	4,400,000
2137	701148 00014	SEPEDA MOTOR	HAOTIAN	HT 125-2	2001	1.000	4,300,000	4,300,000
2138	701148 00015	SEPEDA MOTOR	HAOTIAN	HT 125-6	2003	1.000	4,500,000	4,500,000
2139	701148 00015	SEPEDA MOTOR	HAOTIAN	HT 125-6	2002	1.000	4,400,000	4,400,000
2140	701148 00015	SEPEDA MOTOR	HAOTIAN	HT 125-6	2001	1.000	4,300,000	4,300,000
2141	701148 00016	SEPEDA MOTOR	HAOTIAN	HT 125T-A	2003	1.000	4,500,000	4,500,000
2142	701148 00016	SEPEDA MOTOR	HAOTIAN	HT 125T-A	2002	1.000	4,400,000	4,400,000
2143	701148 00016	SEPEDA MOTOR	HAOTIAN	HT 125T-A	2001	1.000	4,300,000	4,300,000
2144	701148 00017	SEPEDA MOTOR	HAOTIAN	HT 125T-B	2003	1.000	4,500,000	4,500,000
2145	701148 00017	SEPEDA MOTOR	HAOTIAN	HT 125T-B	2002	1.000	4,400,000	4,400,000
2146	701148 00017	SEPEDA MOTOR	HAOTIAN	HT 125T-B	2001	1.000	4,300,000	4,300,000
2147	701149 00002	SEPEDA MOTOR	HAPPY	HP 100-3	2007	1.000	4,800,000	4,800,000
2148	701149 00002	SEPEDA MOTOR	HAPPY	HP 100-3	2006	1.000	4,500,000	4,500,000
2149	701149 00002	SEPEDA MOTOR	HAPPY	HP 100-3	2005	1.000	4,300,000	4,300,000
2150	701149 00002	SEPEDA MOTOR	HAPPY	HP 100-3	2004	1.000	4,100,000	4,100,000
2151	701149 00003	SEPEDA MOTOR	HAPPY	HP 100-5	2018	1.000	11,500,000	11,500,000
2152	701149 00001	SEPEDA MOTOR	HAPPY	HP 100 A	2011	1.000	5,800,000	5,800,000
2153	701149 00004	SEPEDA MOTOR	HAPPY	HP 100-S	2012	1.000	6,100,000	6,100,000
2154	701149 00005	SEPEDA MOTOR	HAPPY	HP 125	2011	1.000	6,100,000	6,100,000
2155	701149 00005	SEPEDA MOTOR	HAPPY	HP 125	2010	1.000	6,000,000	6,000,000

NO	KODING	JENIS	MEREK	TIPE	TH BUAT	BOBOT	NJKB	DP PKB
1	2	3	4	5	6	7	8	9
2156	701149 00005	SEPEDA MOTOR	HAPPY	HP 125	2009	1.000	5,900,000	5,900,000
2157	701149 00005	SEPEDA MOTOR	HAPPY	HP 125	2008	1.000	5,800,000	5,800,000
2158	701149 00005	SEPEDA MOTOR	HAPPY	HP 125	2007	1.000	5,700,000	5,700,000
2159	701149 00006	SEPEDA MOTOR	HAPPY	HP 125-A	2018	1.000	7,000,000	7,000,000
2160	701149 00008	SEPEDA MOTOR	HAPPY	HP 150-2	2007	1.000	6,400,000	6,400,000
2161	701149 00008	SEPEDA MOTOR	HAPPY	HP 150-2	2006	1.000	6,000,000	6,000,000
2162	701149 00007	SEPEDA MOTOR	HAPPY	HP 150 NX	2018	1.000	11,000,000	11,000,000
2163	701149 00007	SEPEDA MOTOR	HAPPY	HP 150 NX	2012	1.000	8,200,000	8,200,000
2164	701149 00007	SEPEDA MOTOR	HAPPY	HP 150 NX	2011	1.000	7,600,000	7,600,000
2165	701149 00009	SEPEDA MOTOR	HAPPY	HP 200	2012	1.000	10,000,000	10,000,000
2166	701149 00009	SEPEDA MOTOR	HAPPY	HP 200	2011	1.000	9,400,000	9,400,000
2167	701149 00009	SEPEDA MOTOR	HAPPY	HP 200	2010	1.000	8,900,000	8,900,000
2168	701149 00009	SEPEDA MOTOR	HAPPY	HP 200	2009	1.000	8,400,000	8,400,000
2169	701149 00009	SEPEDA MOTOR	HAPPY	HP 200	2008	1.000	7,800,000	7,800,000
2170	701149 00009	SEPEDA MOTOR	HAPPY	HP 200	2007	1.000	7,700,000	7,700,000
2171	701149 00009	SEPEDA MOTOR	HAPPY	HP 200	2006	1.000	7,300,000	7,300,000
2172	701149 00010	SEPEDA MOTOR	HAPPY	HP 70 B	2007	1.000	3,300,000	3,300,000
2173	701149 00010	SEPEDA MOTOR	HAPPY	HP 70 B	2006	1.000	3,000,000	3,000,000
2174	701149 00010	SEPEDA MOTOR	HAPPY	HP 70 B	2005	1.000	2,900,000	2,900,000
2175	701149 00010	SEPEDA MOTOR	HAPPY	HP 70 B	2004	1.000	2,800,000	2,800,000
2176	701149 00011	SEPEDA MOTOR	HAPPY	HP 70 S	2007	1.000	3,300,000	3,300,000
2177	701149 00011	SEPEDA MOTOR	HAPPY	HP 70 S	2006	1.000	3,000,000	3,000,000
2178	701149 00011	SEPEDA MOTOR	HAPPY	HP 70 S	2005	1.000	2,900,000	2,900,000
2179	701149 00011	SEPEDA MOTOR	HAPPY	HP 70 S	2004	1.000	2,800,000	2,800,000
2180	701149 00012	SEPEDA MOTOR	HAPPY	HP 90	2011	1.000	4,700,000	4,700,000
2181	701149 00013	SEPEDA MOTOR	HAPPY	HP ACSM / 21104 (HP90)	2011	1.000	4,600,000	4,600,000
2182	701149 00014	SEPEDA MOTOR	HAPPY	HPS 200	2018	1.000	11,500,000	11,500,000
2183	701149 00014	SEPEDA MOTOR	HAPPY	HPS 200	2015	1.000	11,000,000	11,000,000
2184	701149 00015	SEPEDA MOTOR	HAPPY	HTC 200	2018	1.000	11,000,000	11,000,000
2185	701149 00015	SEPEDA MOTOR	HAPPY	HTC 200	2016	1.000	10,800,000	10,800,000
2186	701149 00015	SEPEDA MOTOR	HAPPY	HTC 200	2015	1.000	10,600,000	10,600,000
2187	701150 00001	SEPEDA MOTOR	HARLEY	1200cc	1980	1.000	32,000,000	32,000,000
2188	701150 00002	SEPEDA MOTOR	HARLEY	1250cc	1989	1.000	59,000,000	59,000,000
2189	701150 00002	SEPEDA MOTOR	HARLEY	1250cc	1988	1.000	55,000,000	55,000,000
2190	701150 00002	SEPEDA MOTOR	HARLEY	1250cc	1987	1.000	52,000,000	52,000,000
2191	701150 00002	SEPEDA MOTOR	HARLEY	1250cc	1986	1.000	50,000,000	50,000,000
2192	701150 00002	SEPEDA MOTOR	HARLEY	1250cc	1985	1.000	48,000,000	48,000,000
2193	701150 00002	SEPEDA MOTOR	HARLEY	1250cc	1984	1.000	40,000,000	40,000,000
2194	701150 00002	SEPEDA MOTOR	HARLEY	1250cc	1983	1.000	39,000,000	39,000,000
2195	701150 00002	SEPEDA MOTOR	HARLEY	1250cc	1982	1.000	37,000,000	37,000,000
2196	701150 00002	SEPEDA MOTOR	HARLEY	1250cc	1981	1.000	34,000,000	34,000,000
2197	701150 00002	SEPEDA MOTOR	HARLEY	1250cc	1980	1.000	32,000,000	32,000,000
2198	701150 00003	SEPEDA MOTOR	HARLEY	BEFTAEL NIGHT TRAIN BLACK	2001	1.000	135,000,000	135,000,000
2199	701150 00003	SEPEDA MOTOR	HARLEY	BEFTAEL NIGHT TRAIN BLACK	2000	1.000	117,000,000	117,000,000
2200	701150 00003	SEPEDA MOTOR	HARLEY	BEFTAEL NIGHT TRAIN BLACK	1999	1.000	102,300,000	102,300,000
2201	701150 00004	SEPEDA MOTOR	HARLEY	BJL 45 (1200cc)	1990	1.000	46,000,000	46,000,000
2202	701150 00006	SEPEDA MOTOR	HARLEY	BLACK/ CAST (KARBURATOR)	2001	1.000	135,000,000	135,000,000
2203	701150 00006	SEPEDA MOTOR	HARLEY	BLACK/ CAST (KARBURATOR)	2000	1.000	117,000,000	117,000,000
2204	701150 00006	SEPEDA MOTOR	HARLEY	BLACK/ CAST (KARBURATOR)	1999	1.000	102,300,000	102,300,000
2205	701150 00005	SEPEDA MOTOR	HARLEY	BLACK (INJECTION)	2001	1.000	166,500,000	166,500,000
2206	701150 00005	SEPEDA MOTOR	HARLEY	BLACK (INJECTION)	2000	1.000	144,000,000	144,000,000
2207	701150 00005	SEPEDA MOTOR	HARLEY	BLACK (INJECTION)	1999	1.000	125,900,000	125,900,000
2208	701150 00007	SEPEDA MOTOR	HARLEY	DSFLHR	2001	1.000	168,500,000	168,500,000
2209	701150 00007	SEPEDA MOTOR	HARLEY	DSFLHR	2000	1.000	146,500,000	146,500,000
2210	701150 00007	SEPEDA MOTOR	HARLEY	DSFLHR	1999	1.000	141,600,000	141,600,000
2211	701150 00007	SEPEDA MOTOR	HARLEY	DSFLHR	1998	1.000	139,700,000	139,700,000
2212	701150 00007	SEPEDA MOTOR	HARLEY	DSFLHR	1997	1.000	137,200,000	137,200,000
2213	701150 00007	SEPEDA MOTOR	HARLEY	DSFLHR	1996	1.000	135,200,000	135,200,000
2214	701150 00007	SEPEDA MOTOR	HARLEY	DSFLHR	1995	1.000	133,300,000	133,300,000
2215	701150 00007	SEPEDA MOTOR	HARLEY	DSFLHR	1994	1.000	131,300,000	131,300,000
2216	701150 00007	SEPEDA MOTOR	HARLEY	DSFLHR	1993	1.000	127,400,000	127,400,000
2217	701150 00007	SEPEDA MOTOR	HARLEY	DSFLHR	1992	1.000	118,900,000	118,900,000
2218	701150 00007	SEPEDA MOTOR	HARLEY	DSFLHR	1991	1.000	107,700,000	107,700,000
2219	701150 00007	SEPEDA MOTOR	HARLEY	DSFLHR	1990	1.000	98,000,000	98,000,000
2220	701150 00007	SEPEDA MOTOR	HARLEY	DSFLHR	1989	1.000	90,000,000	90,000,000
2221	701150 00007	SEPEDA MOTOR	HARLEY	DSFLHR	1988	1.000	81,200,000	81,200,000
2222	701150 00007	SEPEDA MOTOR	HARLEY	DSFLHR	1987	1.000	73,400,000	73,400,000
2223	701150 00007	SEPEDA MOTOR	HARLEY	DSFLHR	1986	1.000	66,100,000	66,100,000
2224	701150 00007	SEPEDA MOTOR	HARLEY	DSFLHR	1985	1.000	59,500,000	59,500,000
2225	701150 00007	SEPEDA MOTOR	HARLEY	DSFLHR	1984	1.000	53,600,000	53,600,000
2226	701150 00008	SEPEDA MOTOR	HARLEY	DSFLSTC	2004	1.000	256,000,000	256,000,000
2227	701150 00008	SEPEDA MOTOR	HARLEY	DSFLSTC	2003	1.000	227,300,000	227,300,000
2228	701150 00008	SEPEDA MOTOR	HARLEY	DSFLSTC	2002	1.000	221,700,000	221,700,000
2229	701150 00008	SEPEDA MOTOR	HARLEY	DSFLSTC	2001	1.000	216,000,000	216,000,000
2230	701150 00008	SEPEDA MOTOR	HARLEY	DSFLSTC	2000	1.000	201,000,000	201,000,000
2231	701150 00008	SEPEDA MOTOR	HARLEY	DSFLSTC	1999	1.000	190,100,000	190,100,000
2232	701150 00008	SEPEDA MOTOR	HARLEY	DSFLSTC	1998	1.000	182,300,000	182,300,000
2233	701150 00008	SEPEDA MOTOR	HARLEY	DSFLSTC	1997	1.000	174,400,000	174,400,000
2234	701150 00008	SEPEDA MOTOR	HARLEY	DSFLSTC	1996	1.000	165,600,000	165,600,000
2235	701150 00008	SEPEDA MOTOR	HARLEY	DSFLSTC	1995	1.000	156,800,000	156,800,000
2236	701150 00008	SEPEDA MOTOR	HARLEY	DSFLSTC	1994	1.000	147,000,000	147,000,000
2237	701150 00008	SEPEDA MOTOR	HARLEY	DSFLSTC	1993	1.000	137,200,000	137,200,000
2238	701150 00008	SEPEDA MOTOR	HARLEY	DSFLSTC	1992	1.000	127,400,000	127,400,000
2239	701150 00008	SEPEDA MOTOR	HARLEY	DSFLSTC	1991	1.000	122,500,000	122,500,000
2240	701150 00008	SEPEDA MOTOR	HARLEY	DSFLSTC	1990	1.000	117,600,000	117,600,000
2241	701150 00008	SEPEDA MOTOR	HARLEY	DSFLSTC	1989	1.000	114,500,000	114,500,000
2242	701150 00008	SEPEDA MOTOR	HARLEY	DSFLSTC	1988	1.000	103,400,000	103,400,000
2243	701150 00008	SEPEDA MOTOR	HARLEY	DSFLSTC	1987	1.000	93,300,000	93,300,000
2244	701150 00008	SEPEDA MOTOR	HARLEY	DSFLSTC	1986	1.000	84,200,000	84,200,000
2245	701150 00008	SEPEDA MOTOR	HARLEY	DSFLSTC	1985	1.000	75,800,000	75,800,000

NO	KODING	JENIS	MEREK	TIPE	TH BUAT	BOBOT	NJKB	DP PKB
1	2	3	4	5	6	7	8	9
2246	701150 00009	SEPEDA MOTOR	HARLEY	DSFLSTF	2004	1.000	248,000,000	248,000,000
2247	701150 00009	SEPEDA MOTOR	HARLEY	DSFLSTF	2003	1.000	214,300,000	214,300,000
2248	701150 00009	SEPEDA MOTOR	HARLEY	DSFLSTF	2002	1.000	208,900,000	208,900,000
2249	701150 00009	SEPEDA MOTOR	HARLEY	DSFLSTF	2001	1.000	203,500,000	203,500,000
2250	701150 00009	SEPEDA MOTOR	HARLEY	DSFLSTF	2000	1.000	201,000,000	201,000,000
2251	701150 00009	SEPEDA MOTOR	HARLEY	DSFLSTF	1999	1.000	189,100,000	189,100,000
2252	701150 00009	SEPEDA MOTOR	HARLEY	DSFLSTF	1998	1.000	181,900,000	181,900,000
2253	701150 00009	SEPEDA MOTOR	HARLEY	DSFLSTF	1997	1.000	173,100,000	173,100,000
2254	701150 00009	SEPEDA MOTOR	HARLEY	DSFLSTF	1996	1.000	161,500,000	161,500,000
2255	701150 00009	SEPEDA MOTOR	HARLEY	DSFLSTF	1995	1.000	148,000,000	148,000,000
2256	701150 00009	SEPEDA MOTOR	HARLEY	DSFLSTF	1994	1.000	139,200,000	139,200,000
2257	701150 00009	SEPEDA MOTOR	HARLEY	DSFLSTF	1993	1.000	127,400,000	127,400,000
2258	701150 00009	SEPEDA MOTOR	HARLEY	DSFLSTF	1992	1.000	117,600,000	117,600,000
2259	701150 00009	SEPEDA MOTOR	HARLEY	DSFLSTF	1991	1.000	112,700,000	112,700,000
2260	701150 00009	SEPEDA MOTOR	HARLEY	DSFLSTF	1990	1.000	110,700,000	110,700,000
2261	701150 00009	SEPEDA MOTOR	HARLEY	DSFLSTF	1989	1.000	102,300,000	102,300,000
2262	701150 00009	SEPEDA MOTOR	HARLEY	DSFLSTF	1988	1.000	92,300,000	92,300,000
2263	701150 00009	SEPEDA MOTOR	HARLEY	DSFLSTF	1987	1.000	83,300,000	83,300,000
2264	701150 00009	SEPEDA MOTOR	HARLEY	DSFLSTF	1986	1.000	75,100,000	75,100,000
2265	701150 00010	SEPEDA MOTOR	HARLEY	DSFXDL	2004	1.000	233,000,000	233,000,000
2266	701150 00010	SEPEDA MOTOR	HARLEY	DSFXDL	2003	1.000	207,200,000	207,200,000
2267	701150 00010	SEPEDA MOTOR	HARLEY	DSFXDL	2002	1.000	202,000,000	202,000,000
2268	701150 00010	SEPEDA MOTOR	HARLEY	DSFXDL	2001	1.000	196,800,000	196,800,000
2269	701150 00010	SEPEDA MOTOR	HARLEY	DSFXDL	2000	1.000	181,700,000	181,700,000
2270	701150 00010	SEPEDA MOTOR	HARLEY	DSFXDL	1999	1.000	174,400,000	174,400,000
2271	701150 00010	SEPEDA MOTOR	HARLEY	DSFXDL	1998	1.000	172,500,000	172,500,000
2272	701150 00010	SEPEDA MOTOR	HARLEY	DSFXDL	1997	1.000	170,500,000	170,500,000
2273	701150 00010	SEPEDA MOTOR	HARLEY	DSFXDL	1996	1.000	167,600,000	167,600,000
2274	701150 00010	SEPEDA MOTOR	HARLEY	DSFXDL	1995	1.000	164,600,000	164,600,000
2275	701150 00010	SEPEDA MOTOR	HARLEY	DSFXDL	1994	1.000	160,700,000	160,700,000
2276	701150 00010	SEPEDA MOTOR	HARLEY	DSFXDL	1993	1.000	154,800,000	154,800,000
2277	701150 00010	SEPEDA MOTOR	HARLEY	DSFXDL	1992	1.000	140,500,000	140,500,000
2278	701150 00010	SEPEDA MOTOR	HARLEY	DSFXDL	1991	1.000	127,200,000	127,200,000
2279	701150 00010	SEPEDA MOTOR	HARLEY	DSFXDL	1990	1.000	115,200,000	115,200,000
2280	701150 00010	SEPEDA MOTOR	HARLEY	DSFXDL	1989	1.000	106,300,000	106,300,000
2281	701150 00010	SEPEDA MOTOR	HARLEY	DSFXDL	1988	1.000	96,000,000	96,000,000
2282	701150 00010	SEPEDA MOTOR	HARLEY	DSFXDL	1987	1.000	86,600,000	86,600,000
2283	701150 00010	SEPEDA MOTOR	HARLEY	DSFXDL	1986	1.000	78,200,000	78,200,000
2284	701150 00010	SEPEDA MOTOR	HARLEY	DSFXDL	1985	1.000	70,400,000	70,400,000
2285	701150 00011	SEPEDA MOTOR	HARLEY	DSFXDWG	2004	1.000	245,000,000	245,000,000
2286	701150 00011	SEPEDA MOTOR	HARLEY	DSFXDWG	2003	1.000	215,900,000	215,900,000
2287	701150 00011	SEPEDA MOTOR	HARLEY	DSFXDWG	2002	1.000	210,500,000	210,500,000
2288	701150 00011	SEPEDA MOTOR	HARLEY	DSFXDWG	2001	1.000	164,800,000	164,800,000
2289	701150 00011	SEPEDA MOTOR	HARLEY	DSFXDWG	2000	1.000	152,100,000	152,100,000
2290	701150 00011	SEPEDA MOTOR	HARLEY	DSFXDWG	1999	1.000	106,500,000	106,500,000
2291	701150 00011	SEPEDA MOTOR	HARLEY	DSFXDWG	1998	1.000	97,600,000	97,600,000
2292	701150 00011	SEPEDA MOTOR	HARLEY	DSFXDWG	1997	1.000	89,300,000	89,300,000
2293	701150 00011	SEPEDA MOTOR	HARLEY	DSFXDWG	1996	1.000	81,500,000	81,500,000
2294	701150 00011	SEPEDA MOTOR	HARLEY	DSFXDWG	1995	1.000	74,300,000	74,300,000
2295	701150 00011	SEPEDA MOTOR	HARLEY	DSFXDWG	1994	1.000	67,600,000	67,600,000
2296	701150 00011	SEPEDA MOTOR	HARLEY	DSFXDWG	1993	1.000	61,400,000	61,400,000
2297	701150 00011	SEPEDA MOTOR	HARLEY	DSFXDWG	1992	1.000	55,900,000	55,900,000
2298	701150 00011	SEPEDA MOTOR	HARLEY	DSFXDWG	1991	1.000	50,500,000	50,500,000
2299	701150 00011	SEPEDA MOTOR	HARLEY	DSFXDWG	1990	1.000	45,800,000	45,800,000
2300	701150 00011	SEPEDA MOTOR	HARLEY	DSFXDWG	1989	1.000	42,300,000	42,300,000
2301	701150 00011	SEPEDA MOTOR	HARLEY	DSFXDWG	1988	1.000	38,200,000	38,200,000
2302	701150 00011	SEPEDA MOTOR	HARLEY	DSFXDWG	1987	1.000	34,500,000	34,500,000
2303	701150 00012	SEPEDA MOTOR	HARLEY	DSFXR	2003	1.000	202,000,000	202,000,000
2304	701150 00012	SEPEDA MOTOR	HARLEY	DSFXR	2002	1.000	197,000,000	197,000,000
2305	701150 00012	SEPEDA MOTOR	HARLEY	DSFXR	2001	1.000	191,900,000	191,900,000
2306	701150 00012	SEPEDA MOTOR	HARLEY	DSFXR	2000	1.000	150,000,000	150,000,000
2307	701150 00012	SEPEDA MOTOR	HARLEY	DSFXR	1999	1.000	142,100,000	142,100,000
2308	701150 00012	SEPEDA MOTOR	HARLEY	DSFXR	1998	1.000	135,200,000	135,200,000
2309	701150 00012	SEPEDA MOTOR	HARLEY	DSFXR	1997	1.000	128,400,000	128,400,000
2310	701150 00012	SEPEDA MOTOR	HARLEY	DSFXR	1996	1.000	120,500,000	120,500,000
2311	701150 00012	SEPEDA MOTOR	HARLEY	DSFXR	1995	1.000	113,700,000	113,700,000
2312	701150 00012	SEPEDA MOTOR	HARLEY	DSFXR	1994	1.000	106,800,000	106,800,000
2313	701150 00012	SEPEDA MOTOR	HARLEY	DSFXR	1993	1.000	101,200,000	101,200,000
2314	701150 00012	SEPEDA MOTOR	HARLEY	DSFXR	1992	1.000	91,800,000	91,800,000
2315	701150 00012	SEPEDA MOTOR	HARLEY	DSFXR	1991	1.000	83,300,000	83,300,000
2316	701150 00012	SEPEDA MOTOR	HARLEY	DSFXR	1990	1.000	75,300,000	75,300,000
2317	701150 00012	SEPEDA MOTOR	HARLEY	DSFXR	1989	1.000	69,500,000	69,500,000
2318	701150 00012	SEPEDA MOTOR	HARLEY	DSFXR	1988	1.000	62,800,000	62,800,000
2319	701150 00012	SEPEDA MOTOR	HARLEY	DSFXR	1987	1.000	56,600,000	56,600,000
2320	701150 00012	SEPEDA MOTOR	HARLEY	DSFXR	1986	1.000	51,100,000	51,100,000
2321	701150 00012	SEPEDA MOTOR	HARLEY	DSFXR	1985	1.000	46,000,000	46,000,000
2322	701150 00012	SEPEDA MOTOR	HARLEY	DSFXR	1984	1.000	43,000,000	43,000,000
2323	701150 00013	SEPEDA MOTOR	HARLEY	DUOGLIDE - 1200cc	1980	1.000	30,000,000	30,000,000
2324	701150 00015	SEPEDA MOTOR	HARLEY	DYNA GLADE	1990	1.000	39,700,000	39,700,000
2325	701150 00016	SEPEDA MOTOR	HARLEY	DYNA GLIDE (1140cc)	1991	1.000	49,000,000	49,000,000
2326	701150 00017	SEPEDA MOTOR	HARLEY	DYNA GLIDE (1340cc)	1993	1.000	54,900,000	54,900,000
2327	701150 00018	SEPEDA MOTOR	HARLEY	DYNA POLICE (750cc)	1989	1.000	90,000,000	90,000,000
2328	701150 00019	SEPEDA MOTOR	HARLEY	DYNA SUPER GLIDE (1340cc)	1989	1.000	48,500,000	48,500,000
2329	701150 00019	SEPEDA MOTOR	HARLEY	DYNA SUPER GLIDE (1340cc)	1988	1.000	45,300,000	45,300,000
2330	701150 00019	SEPEDA MOTOR	HARLEY	DYNA SUPER GLIDE (1340cc)	1980	1.000	32,000,000	32,000,000
2331	701150 00020	SEPEDA MOTOR	HARLEY	DYNA SUPER GLIDE (1450cc)	2004	1.000	216,500,000	216,500,000
2332	701150 00020	SEPEDA MOTOR	HARLEY	DYNA SUPER GLIDE (1450cc)	2003	1.000	200,900,000	200,900,000
2333	701150 00020	SEPEDA MOTOR	HARLEY	DYNA SUPER GLIDE (1450cc)	2002	1.000	190,900,000	190,900,000
2334	701150 00020	SEPEDA MOTOR	HARLEY	DYNA SUPER GLIDE (1450cc)	2001	1.000	183,900,000	183,900,000
2335	701150 00020	SEPEDA MOTOR	HARLEY	DYNA SUPER GLIDE (1450cc)	2000	1.000	181,700,000	181,700,000

NO	KODING	JENIS	MEREK	TIPE	TH BUAT	BOBOT	NJKB	DP PKB
1	2	3	4	5	6	7	8	9
2336	701150 00021	SEPEDA MOTOR	HARLEY	DYNA SUPER GLIDE CUSTOM	2007	1.000	234,300,000	234,300,000
2337	701150 00021	SEPEDA MOTOR	HARLEY	DYNA SUPER GLIDE CUSTOM	2006	1.000	231,300,000	231,300,000
2338	701150 00021	SEPEDA MOTOR	HARLEY	DYNA SUPER GLIDE CUSTOM	2005	1.000	220,000,000	220,000,000
2339	701150 00022	SEPEDA MOTOR	HARLEY	DYNA SUPER GLIDE SPORTS BLACK / PEARL	2007	1.000	234,300,000	234,300,000
2340	701150 00022	SEPEDA MOTOR	HARLEY	DYNA SUPER GLIDE SPORTS BLACK / PEARL	2006	1.000	231,300,000	231,300,000
2341	701150 00022	SEPEDA MOTOR	HARLEY	DYNA SUPER GLIDE SPORTS BLACK / PEARL	2005	1.000	218,000,000	218,000,000
2342	701150 00022	SEPEDA MOTOR	HARLEY	DYNA SUPER GLIDE SPORTS BLACK / PEARL	2004	1.000	201,600,000	201,600,000
2343	701150 00022	SEPEDA MOTOR	HARLEY	DYNA SUPER GLIDE SPORTS BLACK / PEARL	2003	1.000	187,200,000	187,200,000
2344	701150 00022	SEPEDA MOTOR	HARLEY	DYNA SUPER GLIDE SPORTS BLACK / PEARL	2002	1.000	172,400,000	172,400,000
2345	701150 00022	SEPEDA MOTOR	HARLEY	DYNA SUPER GLIDE SPORTS BLACK / PEARL	2001	1.000	145,100,000	145,100,000
2346	701150 00022	SEPEDA MOTOR	HARLEY	DYNA SUPER GLIDE SPORTS BLACK / PEARL	2000	1.000	117,000,000	117,000,000
2347	701150 00022	SEPEDA MOTOR	HARLEY	DYNA SUPER GLIDE SPORTS BLACK / PEARL	1999	1.000	102,300,000	102,300,000
2348	701150 00023	SEPEDA MOTOR	HARLEY	DYNA WIDEGLD (1340cc)	1991	1.000	62,700,000	62,700,000
2349	701150 00024	SEPEDA MOTOR	HARLEY	DYNA WIDEGLD (1994cc)	1994	1.000	77,400,000	77,400,000
2350	701150 00014	SEPEDA MOTOR	HARLEY	DY SG 1.450 CC PEARL (1450cc)	1999	1.000	102,300,000	102,300,000
2351	701150 00026	SEPEDA MOTOR	HARLEY	ELECTRA GLIDE (1200cc)	1981	1.000	44,000,000	44,000,000
2352	701150 00026	SEPEDA MOTOR	HARLEY	ELECTRA GLIDE (1200cc)	1980	1.000	40,000,000	40,000,000
2353	701150 00027	SEPEDA MOTOR	HARLEY	ELECTRA GLIDE (1340cc)	1993	1.000	79,400,000	79,400,000
2354	701150 00025	SEPEDA MOTOR	HARLEY	ELECTRA GLIDE CLASIC (1450cc)	2003	1.000	243,200,000	243,200,000
2355	701150 00028	SEPEDA MOTOR	HARLEY	ELECTRA GLIDE TWO TONE (1450cc)	2000	1.000	171,000,000	171,000,000
2356	701150 00029	SEPEDA MOTOR	HARLEY	EX ITALY 1000 CC	1980	1.000	30,600,000	30,600,000
2357	701150 00030	SEPEDA MOTOR	HARLEY	EX ITALY 1250cc	1980	1.000	29,200,000	29,200,000
2358	701150 00031	SEPEDA MOTOR	HARLEY	EX KOPEM 125cc	1980	1.000	1,700,000	1,700,000
2359	701150 00033	SEPEDA MOTOR	HARLEY	FAT BOY (1340cc)	1995	1.000	107,800,000	107,800,000
2360	701150 00033	SEPEDA MOTOR	HARLEY	FAT BOY (1340cc)	1994	1.000	83,300,000	83,300,000
2361	701150 00033	SEPEDA MOTOR	HARLEY	FAT BOY (1340cc)	1993	1.000	73,500,000	73,500,000
2362	701150 00033	SEPEDA MOTOR	HARLEY	FAT BOY (1340cc)	1992	1.000	72,500,000	72,500,000
2363	701150 00033	SEPEDA MOTOR	HARLEY	FAT BOY (1340cc)	1991	1.000	71,500,000	71,500,000
2364	701150 00033	SEPEDA MOTOR	HARLEY	FAT BOY (1340cc)	1990	1.000	70,600,000	70,600,000
2365	701150 00033	SEPEDA MOTOR	HARLEY	FAT BOY (1340cc)	1989	1.000	70,000,000	70,000,000
2366	701150 00034	SEPEDA MOTOR	HARLEY	FAT BOY TWO TONE (1450cc)	1994	1.000	98,000,000	98,000,000
2367	701150 00035	SEPEDA MOTOR	HARLEY	FAT BOY TWO TONE / PEARL	2000	1.000	126,000,000	126,000,000
2368	701150 00035	SEPEDA MOTOR	HARLEY	FAT BOY TWO TONE / PEARL	1999	1.000	110,300,000	110,300,000
2369	701150 00036	SEPEDA MOTOR	HARLEY	FDDX	1999	1.000	124,400,000	124,400,000
2370	701150 00037	SEPEDA MOTOR	HARLEY	FDDX (1340cc)	1989	1.000	42,300,000	42,300,000
2371	701150 00038	SEPEDA MOTOR	HARLEY	FDDX (1450cc)	2003	1.000	190,700,000	190,700,000
2372	701150 00038	SEPEDA MOTOR	HARLEY	FDDX (1450cc)	2002	1.000	185,900,000	185,900,000
2373	701150 00038	SEPEDA MOTOR	HARLEY	FDDX (1450cc)	2000	1.000	152,100,000	152,100,000
2374	701150 00038	SEPEDA MOTOR	HARLEY	FDDX (1450cc)	1999	1.000	124,400,000	124,400,000
2375	701150 00039	SEPEDA MOTOR	HARLEY	FLD DYNA SWITCH BACK (1690cc)	2015	1.000	401,100,000	401,100,000
2376	701150 00039	SEPEDA MOTOR	HARLEY	FLD DYNA SWITCH BACK (1690cc)	2014	1.000	382,000,000	382,000,000
2377	701150 00039	SEPEDA MOTOR	HARLEY	FLD DYNA SWITCH BACK (1690cc)	2013	1.000	362,900,000	362,900,000
2378	701150 00039	SEPEDA MOTOR	HARLEY	FLD DYNA SWITCH BACK (1690cc)	2012	1.000	344,900,000	344,900,000
2379	701150 00040	SEPEDA MOTOR	HARLEY	FLD SWITCH BACK (1690 cc)	2015	1.000	573,300,000	573,300,000
2380	701150 00041	SEPEDA MOTOR	HARLEY	FLFB	2018	1.000	742,500,000	742,500,000
2381	701150 00042	SEPEDA MOTOR	HARLEY	FLFBS	2019	1.000	577,800,000	577,800,000
2382	701150 00042	SEPEDA MOTOR	HARLEY	FLFBS	2018	1.000	549,000,000	549,000,000
2383	701150 00043	SEPEDA MOTOR	HARLEY	FLFBS ANV	2018	1.000	979,200,000	979,200,000
2384	701150 00044	SEPEDA MOTOR	HARLEY	FLFBS ANX	2018	1.000	979,200,000	979,200,000
2385	701150 00045	SEPEDA MOTOR	HARLEY	FLH - 1200cc	1980	1.000	30,000,000	30,000,000
2386	701150 00046	SEPEDA MOTOR	HARLEY	FLHC (1450cc)	1998	1.000	166,600,000	166,600,000
2387	701150 00047	SEPEDA MOTOR	HARLEY	FLHCS	2019	1.000	604,800,000	604,800,000
2388	701150 00047	SEPEDA MOTOR	HARLEY	FLHCS	2018	1.000	574,600,000	574,600,000
2389	701150 00048	SEPEDA MOTOR	HARLEY	FLHCS ANV	2018	1.000	952,200,000	952,200,000
2390	701150 00032	SEPEDA MOTOR	HARLEY	F L H K (1690cc)	2011	1.000	373,500,000	373,500,000
2391	701150 00052	SEPEDA MOTOR	HARLEY	FLHPI ROAD KING POLICE	2005	1.000	322,000,000	322,000,000
2392	701150 00051	SEPEDA MOTOR	HARLEY	FLHPI ROAD K POLICE (1450cc)	2007	1.000	329,300,000	329,300,000
2393	701150 00051	SEPEDA MOTOR	HARLEY	FLHPI ROAD K POLICE (1450cc)	2006	1.000	327,400,000	327,400,000
2394	701150 00049	SEPEDA MOTOR	HARLEY	FLHP ROAD KING POLICE	2015	1.000	770,000,000	770,000,000
2395	701150 00049	SEPEDA MOTOR	HARLEY	FLHP ROAD KING POLICE	2014	1.000	733,000,000	733,000,000
2396	701150 00050	SEPEDA MOTOR	HARLEY	FLHP ROAD KING POLICE (1690cc)	2015	1.000	465,300,000	465,300,000
2397	701150 00050	SEPEDA MOTOR	HARLEY	FLHP ROAD KING POLICE (1690cc)	2014	1.000	443,100,000	443,100,000
2398	701150 00050	SEPEDA MOTOR	HARLEY	FLHP ROAD KING POLICE (1690cc)	2013	1.000	422,100,000	422,100,000
2399	701150 00050	SEPEDA MOTOR	HARLEY	FLHP ROAD KING POLICE (1690cc)	2012	1.000	386,100,000	386,100,000
2400	701150 00050	SEPEDA MOTOR	HARLEY	FLHP ROAD KING POLICE (1690cc)	2011	1.000	378,800,000	378,800,000
2401	701150 00053	SEPEDA MOTOR	HARLEY	FLHR	2019	1.000	874,800,000	874,800,000
2402	701150 00053	SEPEDA MOTOR	HARLEY	FLHR	2018	1.000	831,100,000	831,100,000
2403	701150 00054	SEPEDA MOTOR	HARLEY	FLHR (1300cc)	2005	1.000	276,000,000	276,000,000
2404	701150 00054	SEPEDA MOTOR	HARLEY	FLHR (1300cc)	2004	1.000	233,000,000	233,000,000
2405	701150 00054	SEPEDA MOTOR	HARLEY	FLHR (1300cc)	2003	1.000	215,400,000	215,400,000
2406	701150 00054	SEPEDA MOTOR	HARLEY	FLHR (1300cc)	2002	1.000	210,000,000	210,000,000
2407	701150 00054	SEPEDA MOTOR	HARLEY	FLHR (1300cc)	2001	1.000	204,600,000	204,600,000
2408	701150 00054	SEPEDA MOTOR	HARLEY	FLHR (1300cc)	1999	1.000	185,000,000	185,000,000
2409	701150 00054	SEPEDA MOTOR	HARLEY	FLHR (1300cc)	1998	1.000	166,600,000	166,600,000
2410	701150 00054	SEPEDA MOTOR	HARLEY	FLHR (1300cc)	1997	1.000	161,700,000	161,700,000
2411	701150 00054	SEPEDA MOTOR	HARLEY	FLHR (1300cc)	1996	1.000	156,800,000	156,800,000
2412	701150 00054	SEPEDA MOTOR	HARLEY	FLHR (1300cc)	1995	1.000	151,900,000	151,900,000
2413	701150 00054	SEPEDA MOTOR	HARLEY	FLHR (1300cc)	1994	1.000	147,000,000	147,000,000
2414	701150 00054	SEPEDA MOTOR	HARLEY	FLHR (1300cc)	1993	1.000	142,100,000	142,100,000
2415	701150 00054	SEPEDA MOTOR	HARLEY	FLHR (1300cc)	1992	1.000	137,200,000	137,200,000
2416	701150 00054	SEPEDA MOTOR	HARLEY	FLHR (1300cc)	1991	1.000	132,300,000	132,300,000
2417	701150 00054	SEPEDA MOTOR	HARLEY	FLHR (1300cc)	1990	1.000	125,400,000	125,400,000
2418	701150 00054	SEPEDA MOTOR	HARLEY	FLHR (1300cc)	1989	1.000	116,000,000	116,000,000
2419	701150 00054	SEPEDA MOTOR	HARLEY	FLHR (1300cc)	1988	1.000	90,000,000	90,000,000
2420	701150 00054	SEPEDA MOTOR	HARLEY	FLHR (1300cc)	1987	1.000	76,000,000	76,000,000
2421	701150 00054	SEPEDA MOTOR	HARLEY	FLHR (1300cc)	1986	1.000	66,100,000	66,100,000
2422	701150 00055	SEPEDA MOTOR	HARLEY	FLHR (1340cc)	1999	1.000	185,000,000	185,000,000
2423	701150 00055	SEPEDA MOTOR	HARLEY	FLHR (1340cc)	1998	1.000	166,600,000	166,600,000
2424	701150 00055	SEPEDA MOTOR	HARLEY	FLHR (1340cc)	1997	1.000	161,700,000	161,700,000
2425	701150 00055	SEPEDA MOTOR	HARLEY	FLHR (1340cc)	1996	1.000	156,800,000	156,800,000

NO	KODING	JENIS	MEREK	TIPE	TH BUAT	BOBOT	NJKB	DP PKB
1	2	3	4	5	6	7	8	9
2426	701150 00055	SEPEDA MOTOR	HARLEY	FLHR (1340cc)	1995	1.000	151.900,000	151.900,000
2427	701150 00055	SEPEDA MOTOR	HARLEY	FLHR (1340cc)	1994	1.000	147.000,000	147.000,000
2428	701150 00055	SEPEDA MOTOR	HARLEY	FLHR (1340cc)	1993	1.000	142.100,000	142.100,000
2429	701150 00055	SEPEDA MOTOR	HARLEY	FLHR (1340cc)	1992	1.000	137.200,000	137.200,000
2430	701150 00055	SEPEDA MOTOR	HARLEY	FLHR (1340cc)	1991	1.000	132.300,000	132.300,000
2431	701150 00055	SEPEDA MOTOR	HARLEY	FLHR (1340cc)	1990	1.000	125.400,000	125.400,000
2432	701150 00055	SEPEDA MOTOR	HARLEY	FLHR (1340cc)	1989	1.000	116.000,000	116.000,000
2433	701150 00055	SEPEDA MOTOR	HARLEY	FLHR (1340cc)	1988	1.000	90.000,000	90.000,000
2434	701150 00055	SEPEDA MOTOR	HARLEY	FLHR (1340cc)	1987	1.000	76.000,000	76.000,000
2435	701150 00055	SEPEDA MOTOR	HARLEY	FLHR (1340cc)	1986	1.000	66.100,000	66.100,000
2436	701150 00056	SEPEDA MOTOR	HARLEY	FLHR (1450cc)	2010	1.000	328.500,000	328.500,000
2437	701150 00056	SEPEDA MOTOR	HARLEY	FLHR (1450cc)	2009	1.000	292.700,000	292.700,000
2438	701150 00056	SEPEDA MOTOR	HARLEY	FLHR (1450cc)	2008	1.000	284.200,000	284.200,000
2439	701150 00056	SEPEDA MOTOR	HARLEY	FLHR (1450cc)	2007	1.000	270.700,000	270.700,000
2440	701150 00056	SEPEDA MOTOR	HARLEY	FLHR (1450cc)	2006	1.000	264.600,000	264.600,000
2441	701150 00056	SEPEDA MOTOR	HARLEY	FLHR (1450cc)	2005	1.000	251.000,000	251.000,000
2442	701150 00056	SEPEDA MOTOR	HARLEY	FLHR (1450cc)	2004	1.000	233.000,000	233.000,000
2443	701150 00056	SEPEDA MOTOR	HARLEY	FLHR (1450cc)	2003	1.000	215.400,000	215.400,000
2444	701150 00056	SEPEDA MOTOR	HARLEY	FLHR (1450cc)	2002	1.000	207.200,000	207.200,000
2445	701150 00056	SEPEDA MOTOR	HARLEY	FLHR (1450cc)	2001	1.000	204.600,000	204.600,000
2446	701150 00056	SEPEDA MOTOR	HARLEY	FLHR (1450cc)	2000	1.000	199.000,000	199.000,000
2447	701150 00056	SEPEDA MOTOR	HARLEY	FLHR (1450cc)	1999	1.000	185.000,000	185.000,000
2448	701150 00056	SEPEDA MOTOR	HARLEY	FLHR (1450cc)	1998	1.000	166.600,000	166.600,000
2449	701150 00060	SEPEDA MOTOR	HARLEY	FLHRC-I (1340cc)	1998	1.000	114.600,000	114.600,000
2450	701150 00060	SEPEDA MOTOR	HARLEY	FLHRC-I (1340cc)	1997	1.000	109.300,000	109.300,000
2451	701150 00061	SEPEDA MOTOR	HARLEY	FLHRC-I (1450cc)	2005	1.000	276.200,000	276.200,000
2452	701150 00061	SEPEDA MOTOR	HARLEY	FLHRC-I (1450cc)	2004	1.000	263.000,000	263.000,000
2453	701150 00061	SEPEDA MOTOR	HARLEY	FLHRC-I (1450cc)	2003	1.000	229.500,000	229.500,000
2454	701150 00061	SEPEDA MOTOR	HARLEY	FLHRC-I (1450cc)	2002	1.000	223.800,000	223.800,000
2455	701150 00061	SEPEDA MOTOR	HARLEY	FLHRC-I (1450cc)	2001	1.000	218.000,000	218.000,000
2456	701150 00061	SEPEDA MOTOR	HARLEY	FLHRC-I (1450cc)	2000	1.000	201.300,000	201.300,000
2457	701150 00061	SEPEDA MOTOR	HARLEY	FLHRC-I (1450cc)	1999	1.000	177.300,000	177.300,000
2458	701150 00062	SEPEDA MOTOR	HARLEY	FLHRCI ROAD KING (1450cc)	1997	1.000	148.000,000	148.000,000
2459	701150 00059	SEPEDA MOTOR	HARLEY	FLHRC ROAD KING CLASSIC (1690cc)	2015	1.000	693.000,000	693.000,000
2460	701150 00059	SEPEDA MOTOR	HARLEY	FLHRC ROAD KING CLASSIC (1690cc)	2014	1.000	658.000,000	658.000,000
2461	701150 00059	SEPEDA MOTOR	HARLEY	FLHRC ROAD KING CLASSIC (1690cc)	2011	1.000	352.800,000	352.800,000
2462	701150 00058	SEPEDA MOTOR	HARLEY	FLHR/DSFLHR	2001	1.000	164.300,000	164.300,000
2463	701150 00058	SEPEDA MOTOR	HARLEY	FLHR/DSFLHR	2000	1.000	146.500,000	146.500,000
2464	701150 00058	SEPEDA MOTOR	HARLEY	FLHR/DSFLHR	1999	1.000	141.600,000	141.600,000
2465	701150 00058	SEPEDA MOTOR	HARLEY	FLHR/DSFLHR	1998	1.000	139.700,000	139.700,000
2466	701150 00058	SEPEDA MOTOR	HARLEY	FLHR/DSFLHR	1997	1.000	137.200,000	137.200,000
2467	701150 00058	SEPEDA MOTOR	HARLEY	FLHR/DSFLHR	1996	1.000	135.200,000	135.200,000
2468	701150 00058	SEPEDA MOTOR	HARLEY	FLHR/DSFLHR	1995	1.000	133.300,000	133.300,000
2469	701150 00058	SEPEDA MOTOR	HARLEY	FLHR/DSFLHR	1994	1.000	131.300,000	131.300,000
2470	701150 00058	SEPEDA MOTOR	HARLEY	FLHR/DSFLHR	1993	1.000	127.400,000	127.400,000
2471	701150 00058	SEPEDA MOTOR	HARLEY	FLHR/DSFLHR	1992	1.000	118.900,000	118.900,000
2472	701150 00058	SEPEDA MOTOR	HARLEY	FLHR/DSFLHR	1991	1.000	107.700,000	107.700,000
2473	701150 00058	SEPEDA MOTOR	HARLEY	FLHR/DSFLHR	1990	1.000	98.000,000	98.000,000
2474	701150 00058	SEPEDA MOTOR	HARLEY	FLHR/DSFLHR	1989	1.000	90.000,000	90.000,000
2475	701150 00058	SEPEDA MOTOR	HARLEY	FLHR/DSFLHR	1988	1.000	81.200,000	81.200,000
2476	701150 00058	SEPEDA MOTOR	HARLEY	FLHR/DSFLHR	1987	1.000	73.400,000	73.400,000
2477	701150 00058	SEPEDA MOTOR	HARLEY	FLHR/DSFLHR	1986	1.000	66.100,000	66.100,000
2478	701150 00058	SEPEDA MOTOR	HARLEY	FLHR/DSFLHR	1985	1.000	59.500,000	59.500,000
2479	701150 00058	SEPEDA MOTOR	HARLEY	FLHR/DSFLHR	1984	1.000	53.600,000	53.600,000
2480	701150 00063	SEPEDA MOTOR	HARLEY	FLHRI (1450cc)	2003	1.000	220.400,000	220.400,000
2481	701150 00063	SEPEDA MOTOR	HARLEY	FLHRI (1450cc)	2002	1.000	214.900,000	214.900,000
2482	701150 00063	SEPEDA MOTOR	HARLEY	FLHRI (1450cc)	2001	1.000	209.300,000	209.300,000
2483	701150 00057	SEPEDA MOTOR	HARLEY	FLHR ROAD KING (1690cc)	2015	1.000	524.000,000	524.000,000
2484	701150 00057	SEPEDA MOTOR	HARLEY	FLHR ROAD KING (1690cc)	2014	1.000	499.000,000	499.000,000
2485	701150 00057	SEPEDA MOTOR	HARLEY	FLHR ROAD KING (1690cc)	2013	1.000	473.900,000	473.900,000
2486	701150 00057	SEPEDA MOTOR	HARLEY	FLHR ROAD KING (1690cc)	2012	1.000	450.100,000	450.100,000
2487	701150 00057	SEPEDA MOTOR	HARLEY	FLHR ROAD KING (1690cc)	2011	1.000	427.700,000	427.700,000
2488	701150 00064	SEPEDA MOTOR	HARLEY	FLHRS (1450cc)	2007	1.000	301.000,000	301.000,000
2489	701150 00064	SEPEDA MOTOR	HARLEY	FLHRS (1450cc)	2006	1.000	295.900,000	295.900,000
2490	701150 00064	SEPEDA MOTOR	HARLEY	FLHRS (1450cc)	2005	1.000	286.000,000	286.000,000
2491	701150 00064	SEPEDA MOTOR	HARLEY	FLHRS (1450cc)	2004	1.000	265.000,000	265.000,000
2492	701150 00066	SEPEDA MOTOR	HARLEY	FLHRSE SCREAMIN EAGLE ROAD KING (1800cc)	2015	1.000	675.200,000	675.200,000
2493	701150 00066	SEPEDA MOTOR	HARLEY	FLHRSE SCREAMIN EAGLE ROAD KING (1800cc)	2014	1.000	643.000,000	643.000,000
2494	701150 00066	SEPEDA MOTOR	HARLEY	FLHRSE SCREAMIN EAGLE ROAD KING (1800cc)	2013	1.000	611.000,000	611.000,000
2495	701150 00067	SEPEDA MOTOR	HARLEY	FLHRSI (1450cc)	2005	1.000	272.000,000	272.000,000
2496	701150 00067	SEPEDA MOTOR	HARLEY	FLHRSI (1450cc)	2004	1.000	259.000,000	259.000,000
2497	701150 00065	SEPEDA MOTOR	HARLEY	FLHRS ROAD KING CUSTOM	2005	1.000	286.000,000	286.000,000
2498	701150 00068	SEPEDA MOTOR	HARLEY	FLHRXS	2019	1.000	920.700,000	920.700,000
2499	701150 00068	SEPEDA MOTOR	HARLEY	FLHRXS	2018	1.000	874.700,000	874.700,000
2500	701150 00069	SEPEDA MOTOR	HARLEY	FLHSP (1340cc)	1984	1.000	65.800,000	65.800,000
2501	701150 00071	SEPEDA MOTOR	HARLEY	FLHTC (1340cc)	1993	1.000	127.400,000	127.400,000
2502	701150 00071	SEPEDA MOTOR	HARLEY	FLHTC (1340cc)	1992	1.000	122.500,000	122.500,000
2503	701150 00071	SEPEDA MOTOR	HARLEY	FLHTC (1340cc)	1991	1.000	117.600,000	117.600,000
2504	701150 00071	SEPEDA MOTOR	HARLEY	FLHTC (1340cc)	1990	1.000	115.200,000	115.200,000
2505	701150 00071	SEPEDA MOTOR	HARLEY	FLHTC (1340cc)	1989	1.000	106.000,000	106.000,000
2506	701150 00071	SEPEDA MOTOR	HARLEY	FLHTC (1340cc)	1988	1.000	96.000,000	96.000,000
2507	701150 00071	SEPEDA MOTOR	HARLEY	FLHTC (1340cc)	1987	1.000	86.000,000	86.000,000
2508	701150 00071	SEPEDA MOTOR	HARLEY	FLHTC (1340cc)	1986	1.000	78.000,000	78.000,000
2509	701150 00071	SEPEDA MOTOR	HARLEY	FLHTC (1340cc)	1985	1.000	70.000,000	70.000,000
2510	701150 00072	SEPEDA MOTOR	HARLEY	FLHTC (1450cc)	2005	1.000	237.100,000	237.100,000
2511	701150 00072	SEPEDA MOTOR	HARLEY	FLHTC (1450cc)	2004	1.000	225.800,000	225.800,000
2512	701150 00072	SEPEDA MOTOR	HARLEY	FLHTC (1450cc)	2003	1.000	209.600,000	209.600,000
2513	701150 00072	SEPEDA MOTOR	HARLEY	FLHTC (1450cc)	2002	1.000	203.800,000	203.800,000
2514	701150 00072	SEPEDA MOTOR	HARLEY	FLHTC (1450cc)	2001	1.000	177.100,000	177.100,000
2515	701150 00072	SEPEDA MOTOR	HARLEY	FLHTC (1450cc)	2000	1.000	170.000,000	170.000,000

NO	KODING	JENIS	MEREK	TIPE	TH BUAT	BOBOT	NJKB	DP PKB
1	2	3	4	5	6	7	8	9
2516	701150 00074	SEPEDA MOTOR	HARLEY	FLHTCI (1340cc)	1998	1.000	124,300,000	124,300,000
2517	701150 00073	SEPEDA MOTOR	HARLEY	FLHTC SE	2005	1.000	410,000,000	410,000,000
2518	701150 00073	SEPEDA MOTOR	HARLEY	FLHTC SE	2004	1.000	370,000,000	370,000,000
2519	701150 00073	SEPEDA MOTOR	HARLEY	FLHTC SE	2003	1.000	302,300,000	302,300,000
2520	701150 00073	SEPEDA MOTOR	HARLEY	FLHTC SE	2002	1.000	253,500,000	253,500,000
2521	701150 00073	SEPEDA MOTOR	HARLEY	FLHTC SE	2001	1.000	224,300,000	224,300,000
2522	701150 00075	SEPEDA MOTOR	HARLEY	FLHTCSE ELECTRA GLIDE SCREAMIN EAGLE	2007	1.000	429,300,000	429,300,000
2523	701150 00075	SEPEDA MOTOR	HARLEY	FLHTCSE ELECTRA GLIDE SCREAMIN EAGLE	2006	1.000	424,200,000	424,200,000
2524	701150 00075	SEPEDA MOTOR	HARLEY	FLHTCSE ELECTRA GLIDE SCREAMIN EAGLE	2005	1.000	415,000,000	415,000,000
2525	701150 00075	SEPEDA MOTOR	HARLEY	FLHTCSE ELECTRA GLIDE SCREAMIN EAGLE	2004	1.000	413,000,000	413,000,000
2526	701150 00075	SEPEDA MOTOR	HARLEY	FLHTCSE ELECTRA GLIDE SCREAMIN EAGLE	2003	1.000	400,700,000	400,700,000
2527	701150 00075	SEPEDA MOTOR	HARLEY	FLHTCSE ELECTRA GLIDE SCREAMIN EAGLE	2002	1.000	398,800,000	398,800,000
2528	701150 00075	SEPEDA MOTOR	HARLEY	FLHTCSE ELECTRA GLIDE SCREAMIN EAGLE	2001	1.000	396,800,000	396,800,000
2529	701150 00075	SEPEDA MOTOR	HARLEY	FLHTCSE ELECTRA GLIDE SCREAMIN EAGLE	2000	1.000	242,000,000	242,000,000
2530	701150 00075	SEPEDA MOTOR	HARLEY	FLHTCSE ELECTRA GLIDE SCREAMIN EAGLE	1999	1.000	210,000,000	210,000,000
2531	701150 00075	SEPEDA MOTOR	HARLEY	FLHTCSE ELECTRA GLIDE SCREAMIN EAGLE	1998	1.000	175,000,000	175,000,000
2532	701150 00075	SEPEDA MOTOR	HARLEY	FLHTCSE ELECTRA GLIDE SCREAMIN EAGLE	1997	1.000	159,000,000	159,000,000
2533	701150 00075	SEPEDA MOTOR	HARLEY	FLHTCSE ELECTRA GLIDE SCREAMIN EAGLE	1996	1.000	148,000,000	148,000,000
2534	701150 00075	SEPEDA MOTOR	HARLEY	FLHTCSE ELECTRA GLIDE SCREAMIN EAGLE	1995	1.000	132,900,000	132,900,000
2535	701150 00075	SEPEDA MOTOR	HARLEY	FLHTCSE ELECTRA GLIDE SCREAMIN EAGLE	1994	1.000	130,500,000	130,500,000
2536	701150 00075	SEPEDA MOTOR	HARLEY	FLHTCSE ELECTRA GLIDE SCREAMIN EAGLE	1993	1.000	128,600,000	128,600,000
2537	701150 00075	SEPEDA MOTOR	HARLEY	FLHTCSE ELECTRA GLIDE SCREAMIN EAGLE	1992	1.000	83,400,000	83,400,000
2538	701150 00075	SEPEDA MOTOR	HARLEY	FLHTCSE ELECTRA GLIDE SCREAMIN EAGLE	1991	1.000	75,700,000	75,700,000
2539	701150 00076	SEPEDA MOTOR	HARLEY	FLHTCSE ELECTRA GLIDE SE (1690cc)	2005	1.000	415,000,000	415,000,000
2540	701150 00077	SEPEDA MOTOR	HARLEY	FLHTCU (1340cc)	1994	1.000	147,000,000	147,000,000
2541	701150 00077	SEPEDA MOTOR	HARLEY	FLHTCU (1340cc)	1993	1.000	142,100,000	142,100,000
2542	701150 00077	SEPEDA MOTOR	HARLEY	FLHTCU (1340cc)	1992	1.000	137,200,000	137,200,000
2543	701150 00077	SEPEDA MOTOR	HARLEY	FLHTCU (1340cc)	1991	1.000	132,200,000	132,200,000
2544	701150 00077	SEPEDA MOTOR	HARLEY	FLHTCU (1340cc)	1990	1.000	119,600,000	119,600,000
2545	701150 00077	SEPEDA MOTOR	HARLEY	FLHTCU (1340cc)	1989	1.000	110,000,000	110,000,000
2546	701150 00077	SEPEDA MOTOR	HARLEY	FLHTCU (1340cc)	1988	1.000	99,000,000	99,000,000
2547	701150 00077	SEPEDA MOTOR	HARLEY	FLHTCU (1340cc)	1987	1.000	90,000,000	90,000,000
2548	701150 00077	SEPEDA MOTOR	HARLEY	FLHTCU (1340cc)	1986	1.000	81,000,000	81,000,000
2549	701150 00077	SEPEDA MOTOR	HARLEY	FLHTCU (1340cc)	1985	1.000	73,000,000	73,000,000
2550	701150 00077	SEPEDA MOTOR	HARLEY	FLHTCU (1340cc)	1984	1.000	65,000,000	65,000,000
2551	701150 00078	SEPEDA MOTOR	HARLEY	FLHTCU (1450cc)	2002	1.000	266,500,000	266,500,000
2552	701150 00078	SEPEDA MOTOR	HARLEY	FLHTCU (1450cc)	2001	1.000	253,500,000	253,500,000
2553	701150 00078	SEPEDA MOTOR	HARLEY	FLHTCU (1450cc)	2000	1.000	248,600,000	248,600,000
2554	701150 00078	SEPEDA MOTOR	HARLEY	FLHTCU (1450cc)	1999	1.000	229,600,000	229,600,000
2555	701150 00079	SEPEDA MOTOR	HARLEY	FLHTCU (1584cc)	2010	1.000	369,000,000	369,000,000
2556	701150 00079	SEPEDA MOTOR	HARLEY	FLHTCU (1584cc)	2009	1.000	354,000,000	354,000,000
2557	701150 00079	SEPEDA MOTOR	HARLEY	FLHTCU (1584cc)	2008	1.000	337,000,000	337,000,000
2558	701150 00079	SEPEDA MOTOR	HARLEY	FLHTCU (1584cc)	2007	1.000	332,000,000	332,000,000
2559	701150 00080	SEPEDA MOTOR	HARLEY	FLHTCU (1690cc)	2012	1.000	659,800,000	659,800,000
2560	701150 00080	SEPEDA MOTOR	HARLEY	FLHTCU (1690cc)	2011	1.000	628,400,000	628,400,000
2561	701150 00080	SEPEDA MOTOR	HARLEY	FLHTCU (1690cc)	2010	1.000	598,500,000	598,500,000
2562	701150 00080	SEPEDA MOTOR	HARLEY	FLHTCU (1690cc)	2009	1.000	564,600,000	564,600,000
2563	701150 00080	SEPEDA MOTOR	HARLEY	FLHTCU (1690cc)	2008	1.000	548,300,000	548,300,000
2564	701150 00080	SEPEDA MOTOR	HARLEY	FLHTCU (1690cc)	2007	1.000	530,200,000	530,200,000
2565	701150 00080	SEPEDA MOTOR	HARLEY	FLHTCU (1690cc)	2006	1.000	519,600,000	519,600,000
2566	701150 00084	SEPEDA MOTOR	HARLEY	FLHTCU.CE (1690cc)	2007	1.000	522,200,000	522,200,000
2567	701150 00084	SEPEDA MOTOR	HARLEY	FLHTCU.CE (1690cc)	2006	1.000	519,600,000	519,600,000
2568	701150 00083	SEPEDA MOTOR	HARLEY	FLHTCU-I	1984	1.000	65,800,000	65,800,000
2569	701150 00085	SEPEDA MOTOR	HARLEY	FLHTCUI (1450cc)	2007	1.000	326,200,000	326,200,000
2570	701150 00085	SEPEDA MOTOR	HARLEY	FLHTCUI (1450cc)	2006	1.000	310,800,000	310,800,000
2571	701150 00085	SEPEDA MOTOR	HARLEY	FLHTCUI (1450cc)	2005	1.000	298,000,000	298,000,000
2572	701150 00085	SEPEDA MOTOR	HARLEY	FLHTCUI (1450cc)	2004	1.000	293,000,000	293,000,000
2573	701150 00085	SEPEDA MOTOR	HARLEY	FLHTCUI (1450cc)	2003	1.000	256,700,000	256,700,000
2574	701150 00085	SEPEDA MOTOR	HARLEY	FLHTCUI (1450cc)	2002	1.000	250,400,000	250,400,000
2575	701150 00085	SEPEDA MOTOR	HARLEY	FLHTCUI (1450cc)	2001	1.000	237,900,000	237,900,000
2576	701150 00085	SEPEDA MOTOR	HARLEY	FLHTCUI (1450cc)	2000	1.000	231,800,000	231,800,000
2577	701150 00085	SEPEDA MOTOR	HARLEY	FLHTCUI (1450cc)	1999	1.000	215,800,000	215,800,000
2578	701150 00085	SEPEDA MOTOR	HARLEY	FLHTCUI (1450cc)	1998	1.000	205,000,000	205,000,000
2579	701150 00085	SEPEDA MOTOR	HARLEY	FLHTCUI (1450cc)	1997	1.000	192,900,000	192,900,000
2580	701150 00085	SEPEDA MOTOR	HARLEY	FLHTCUI (1450cc)	1996	1.000	177,400,000	177,400,000
2581	701150 00085	SEPEDA MOTOR	HARLEY	FLHTCUI (1450cc)	1995	1.000	160,300,000	160,300,000
2582	701150 00085	SEPEDA MOTOR	HARLEY	FLHTCUI (1450cc)	1994	1.000	147,000,000	147,000,000
2583	701150 00085	SEPEDA MOTOR	HARLEY	FLHTCUI (1450cc)	1993	1.000	142,100,000	142,100,000
2584	701150 00085	SEPEDA MOTOR	HARLEY	FLHTCUI (1450cc)	1992	1.000	137,200,000	137,200,000
2585	701150 00085	SEPEDA MOTOR	HARLEY	FLHTCUI (1450cc)	1991	1.000	132,200,000	132,200,000
2586	701150 00085	SEPEDA MOTOR	HARLEY	FLHTCUI (1450cc)	1990	1.000	119,600,000	119,600,000
2587	701150 00085	SEPEDA MOTOR	HARLEY	FLHTCUI (1450cc)	1989	1.000	110,300,000	110,300,000
2588	701150 00085	SEPEDA MOTOR	HARLEY	FLHTCUI (1450cc)	1988	1.000	99,600,000	99,600,000
2589	701150 00085	SEPEDA MOTOR	HARLEY	FLHTCUI (1450cc)	1987	1.000	90,000,000	90,000,000
2590	701150 00085	SEPEDA MOTOR	HARLEY	FLHTCUI (1450cc)	1986	1.000	81,100,000	81,100,000
2591	701150 00085	SEPEDA MOTOR	HARLEY	FLHTCUI (1450cc)	1985	1.000	73,100,000	73,100,000
2592	701150 00085	SEPEDA MOTOR	HARLEY	FLHTCUI (1450cc)	1984	1.000	65,800,000	65,800,000
2593	701150 00086	SEPEDA MOTOR	HARLEY	FLHTCUI ULTRA CLASSIC ELECTRA GLIDE	2005	1.000	315,000,000	315,000,000
2594	701150 00087	SEPEDA MOTOR	HARLEY	FLHTCUSE (1450cc)	2006	1.000	503,000,000	503,000,000
2595	701150 00087	SEPEDA MOTOR	HARLEY	FLHTCUSE (1450cc)	2000	1.000	248,600,000	248,600,000
2596	701150 00087	SEPEDA MOTOR	HARLEY	FLHTCUSE (1450cc)	1999	1.000	234,300,000	234,300,000
2597	701150 00090	SEPEDA MOTOR	HARLEY	FLHTCUSE2 1800 CC	2007	1.000	505,800,000	505,800,000
2598	701150 00091	SEPEDA MOTOR	HARLEY	FLHTCUSE6 1800 CC	2011	1.000	575,100,000	575,100,000
2599	701150 00092	SEPEDA MOTOR	HARLEY	FLHTCUSE6 SCREAMIN EAGLE ULTRA CLASSIC	2011	1.000	575,100,000	575,100,000
2600	701150 00093	SEPEDA MOTOR	HARLEY	FLHTCUSE7 SCREAMIN EAGLE ULTRA CLASSIC	2012	1.000	584,100,000	584,100,000
2601	701150 00088	SEPEDA MOTOR	HARLEY	FLHTCUSE SCREAMIN EAGLE ULTRA CLASSIC	2015	1.000	693,700,000	693,700,000
2602	701150 00088	SEPEDA MOTOR	HARLEY	FLHTCUSE SCREAMIN EAGLE ULTRA CLASSIC	2014	1.000	660,700,000	660,700,000
2603	701150 00088	SEPEDA MOTOR	HARLEY	FLHTCUSE SCREAMIN EAGLE ULTRA CLASSIC	2013	1.000	629,100,000	629,100,000
2604	701150 00089	SEPEDA MOTOR	HARLEY	FLHTCUSE ULTRA CLASSIC ELECTRA GLIDE	2005	1.000	490,000,000	490,000,000
2605	701150 00081	SEPEDA MOTOR	HARLEY	FLHTCU TC ULTRA CLASSIC ELECTRA GLIDE TWIN	2015	1.000	533,400,000	533,400,000

NO	KODING	JENIS	MEREK	TIPE	TH BUAT	BOBOT	NJKB	DP PKB
1	2	3	4	5	6	7	8	9
2606	701150 00081	SEPEDA MOTOR	HARLEY	FLHTCU TC ULTRA CLASSIC ELECTRA GLIDE TWIN	2014	1.000	508.000.000	508.000.000
2607	701150 00094	SEPEDA MOTOR	HARLEY	FLHTCUTG TRI GLIDE ULTRA	2015	1.000	1,122.300.000	1,122.300.000
2608	701150 00095	SEPEDA MOTOR	HARLEY	FLHTCUTG TRI GLIDE ULTRA CLASSIC (1690cc)	2015	1.000	645.000.000	645.000.000
2609	701150 00095	SEPEDA MOTOR	HARLEY	FLHTCUTG TRI GLIDE ULTRA CLASSIC (1690cc)	2014	1.000	614.000.000	614.000.000
2610	701150 00095	SEPEDA MOTOR	HARLEY	FLHTCUTG TRI GLIDE ULTRA CLASSIC (1690cc)	2013	1.000	585.000.000	585.000.000
2611	701150 00096	SEPEDA MOTOR	HARLEY	FLHTCUTG YRI GLIDEULTRA	2015	1.000	582.000.000	582.000.000
2612	701150 00096	SEPEDA MOTOR	HARLEY	FLHTCUTG YRI GLIDEULTRA	2014	1.000	554.000.000	554.000.000
2613	701150 00082	SEPEDA MOTOR	HARLEY	FLHTCU ULTRA CLASSIC ELECTRA GLIDE (1690cc)	2015	1.000	509.600.000	509.600.000
2614	701150 00082	SEPEDA MOTOR	HARLEY	FLHTCU ULTRA CLASSIC ELECTRA GLIDE (1690cc)	2014	1.000	485.300.000	485.300.000
2615	701150 00082	SEPEDA MOTOR	HARLEY	FLHTCU ULTRA CLASSIC ELECTRA GLIDE (1690cc)	2013	1.000	462.300.000	462.300.000
2616	701150 00082	SEPEDA MOTOR	HARLEY	FLHTCU ULTRA CLASSIC ELECTRA GLIDE (1690cc)	2012	1.000	391.500.000	391.500.000
2617	701150 00082	SEPEDA MOTOR	HARLEY	FLHTCU ULTRA CLASSIC ELECTRA GLIDE (1690cc)	2011	1.000	383.700.000	383.700.000
2618	701150 00070	SEPEDA MOTOR	HARLEY	FLHT/ELECTRA STD (1450cc)	2010	1.000	328.500.000	328.500.000
2619	701150 00070	SEPEDA MOTOR	HARLEY	FLHT/ELECTRA STD (1450cc)	2009	1.000	292.700.000	292.700.000
2620	701150 00070	SEPEDA MOTOR	HARLEY	FLHT/ELECTRA STD (1450cc)	2008	1.000	284.200.000	284.200.000
2621	701150 00070	SEPEDA MOTOR	HARLEY	FLHT/ELECTRA STD (1450cc)	2007	1.000	270.700.000	270.700.000
2622	701150 00070	SEPEDA MOTOR	HARLEY	FLHT/ELECTRA STD (1450cc)	2006	1.000	263.600.000	263.600.000
2623	701150 00070	SEPEDA MOTOR	HARLEY	FLHT/ELECTRA STD (1450cc)	2005	1.000	259.000.000	259.000.000
2624	701150 00070	SEPEDA MOTOR	HARLEY	FLHT/ELECTRA STD (1450cc)	2004	1.000	226.200.000	226.200.000
2625	701150 00070	SEPEDA MOTOR	HARLEY	FLHT/ELECTRA STD (1450cc)	2003	1.000	186.300.000	186.300.000
2626	701150 00070	SEPEDA MOTOR	HARLEY	FLHT/ELECTRA STD (1450cc)	2002	1.000	181.700.000	181.700.000
2627	701150 00070	SEPEDA MOTOR	HARLEY	FLHT/ELECTRA STD (1450cc)	2001	1.000	177.100.000	177.100.000
2628	701150 00070	SEPEDA MOTOR	HARLEY	FLHT/ELECTRA STD (1450cc)	2000	1.000	163.400.000	163.400.000
2629	701150 00097	SEPEDA MOTOR	HARLEY	FLHTK	2019	1.000	1,141.200.000	1,141.200.000
2630	701150 00097	SEPEDA MOTOR	HARLEY	FLHTK	2018	1.000	1,084.200.000	1,084.200.000
2631	701150 00098	SEPEDA MOTOR	HARLEY	FLHTK (1690cc)	2010	1.000	409.500.000	409.500.000
2632	701150 00099	SEPEDA MOTOR	HARLEY	FLHTK ANV	2018	1.000	1,309.100.000	1,309.100.000
2633	701150 00101	SEPEDA MOTOR	HARLEY	FLHTKL ULTRA LIMITED LOW (1690cc)	2015	1.000	905.400.000	905.400.000
2634	701150 00102	SEPEDA MOTOR	HARLEY	FLHTKSE	2019	1.000	1,752.300.000	1,752.300.000
2635	701150 00102	SEPEDA MOTOR	HARLEY	FLHTKSE	2018	1.000	1,664.700.000	1,664.700.000
2636	701150 00103	SEPEDA MOTOR	HARLEY	FLHTKSE ANV	2018	1.000	1,883.700.000	1,883.700.000
2637	701150 00104	SEPEDA MOTOR	HARLEY	FLHTKSE CVO LIMITED	2015	1.000	1,249.200.000	1,249.200.000
2638	701150 00105	SEPEDA MOTOR	HARLEY	FLHTKSE SCREAMIN EAGLE ULTRA LIMITED	2015	1.000	840.000.000	840.000.000
2639	701150 00105	SEPEDA MOTOR	HARLEY	FLHTKSE SCREAMIN EAGLE ULTRA LIMITED	2014	1.000	800.000.000	800.000.000
2640	701150 00100	SEPEDA MOTOR	HARLEY	FLHTK ULTRA LIMITED (1690cc)	2015	1.000	566.000.000	566.000.000
2641	701150 00100	SEPEDA MOTOR	HARLEY	FLHTK ULTRA LIMITED (1690cc)	2014	1.000	539.000.000	539.000.000
2642	701150 00100	SEPEDA MOTOR	HARLEY	FLHTK ULTRA LIMITED (1690cc)	2013	1.000	512.200.000	512.200.000
2643	701150 00100	SEPEDA MOTOR	HARLEY	FLHTK ULTRA LIMITED (1690cc)	2012	1.000	486.700.000	486.700.000
2644	701150 00100	SEPEDA MOTOR	HARLEY	FLHTK ULTRA LIMITED (1690cc)	2011	1.000	462.500.000	462.500.000
2645	701150 00106	SEPEDA MOTOR	HARLEY	FLHTP	2018	1.000	922.500.000	922.500.000
2646	701150 00107	SEPEDA MOTOR	HARLEY	FLHTP (1340cc)	1998	1.000	117.600.000	117.600.000
2647	701150 00108	SEPEDA MOTOR	HARLEY	FLHTP (1450cc)	2004	1.000	293.000.000	293.000.000
2648	701150 00108	SEPEDA MOTOR	HARLEY	FLHTP (1450cc)	2003	1.000	256.700.000	256.700.000
2649	701150 00108	SEPEDA MOTOR	HARLEY	FLHTP (1450cc)	2002	1.000	250.400.000	250.400.000
2650	701150 00108	SEPEDA MOTOR	HARLEY	FLHTP (1450cc)	2001	1.000	243.900.000	243.900.000
2651	701150 00109	SEPEDA MOTOR	HARLEY	FLHTP (1690cc)	2012	1.000	446.300.000	446.300.000
2652	701150 00109	SEPEDA MOTOR	HARLEY	FLHTP (1690cc)	2011	1.000	425.000.000	425.000.000
2653	701150 00109	SEPEDA MOTOR	HARLEY	FLHTP (1690cc)	2010	1.000	409.000.000	409.000.000
2654	701150 00109	SEPEDA MOTOR	HARLEY	FLHTP (1690cc)	2009	1.000	392.600.000	392.600.000
2655	701150 00109	SEPEDA MOTOR	HARLEY	FLHTP (1690cc)	2007	1.000	383.800.000	383.800.000
2656	701150 00110	SEPEDA MOTOR	HARLEY	FLHTP ELECTRA GLIDE POLICE (1690cc)	2015	1.000	542.900.000	542.900.000
2657	701150 00110	SEPEDA MOTOR	HARLEY	FLHTP ELECTRA GLIDE POLICE (1690cc)	2014	1.000	517.000.000	517.000.000
2658	701150 00110	SEPEDA MOTOR	HARLEY	FLHTP ELECTRA GLIDE POLICE (1690cc)	2013	1.000	491.300.000	491.300.000
2659	701150 00110	SEPEDA MOTOR	HARLEY	FLHTP ELECTRA GLIDE POLICE (1690cc)	2012	1.000	466.600.000	466.600.000
2660	701150 00110	SEPEDA MOTOR	HARLEY	FLHTP ELECTRA GLIDE POLICE (1690cc)	2011	1.000	443.400.000	443.400.000
2661	701150 00111	SEPEDA MOTOR	HARLEY	FLHTP-I (1340cc)	1999	1.000	139.400.000	139.400.000
2662	701150 00111	SEPEDA MOTOR	HARLEY	FLHTP-I (1340cc)	1998	1.000	125.400.000	125.400.000
2663	701150 00111	SEPEDA MOTOR	HARLEY	FLHTP-I (1340cc)	1997	1.000	106.500.000	106.500.000
2664	701150 00112	SEPEDA MOTOR	HARLEY	FLHTP-I (1450cc)	2009	1.000	354.900.000	354.900.000
2665	701150 00112	SEPEDA MOTOR	HARLEY	FLHTP-I (1450cc)	2008	1.000	344.700.000	344.700.000
2666	701150 00112	SEPEDA MOTOR	HARLEY	FLHTP-I (1450cc)	2007	1.000	328.300.000	328.300.000
2667	701150 00112	SEPEDA MOTOR	HARLEY	FLHTP-I (1450cc)	2006	1.000	318.200.000	318.200.000
2668	701150 00112	SEPEDA MOTOR	HARLEY	FLHTP-I (1450cc)	2005	1.000	300.000.000	300.000.000
2669	701150 00112	SEPEDA MOTOR	HARLEY	FLHTP-I (1450cc)	2004	1.000	285.000.000	285.000.000
2670	701150 00112	SEPEDA MOTOR	HARLEY	FLHTP-I (1450cc)	2003	1.000	265.000.000	265.000.000
2671	701150 00112	SEPEDA MOTOR	HARLEY	FLHTP-I (1450cc)	2002	1.000	245.000.000	245.000.000
2672	701150 00112	SEPEDA MOTOR	HARLEY	FLHTP-I (1450cc)	2001	1.000	195.000.000	195.000.000
2673	701150 00112	SEPEDA MOTOR	HARLEY	FLHTP-I (1450cc)	2000	1.000	175.500.000	175.500.000
2674	701150 00112	SEPEDA MOTOR	HARLEY	FLHTP-I (1450cc)	1999	1.000	156.800.000	156.800.000
2675	701150 00113	SEPEDA MOTOR	HARLEY	FLHX	2018	1.000	891.000.000	891.000.000
2676	701150 00117	SEPEDA MOTOR	HARLEY	FLHXI STREET GLIDE (1450cc)	2007	1.000	315.100.000	315.100.000
2677	701150 00117	SEPEDA MOTOR	HARLEY	FLHXI STREET GLIDE (1450cc)	2006	1.000	310.100.000	310.100.000
2678	701150 00117	SEPEDA MOTOR	HARLEY	FLHXI STREET GLIDE (1450cc)	2005	1.000	293.000.000	293.000.000
2679	701150 00118	SEPEDA MOTOR	HARLEY	FLHXS	2019	1.000	1,014.300.000	1,014.300.000
2680	701150 00118	SEPEDA MOTOR	HARLEY	FLHXS	2018	1.000	963.600.000	963.600.000
2681	701150 00120	SEPEDA MOTOR	HARLEY	FLHXSE	2019	1.000	1,500.300.000	1,500.300.000
2682	701150 00120	SEPEDA MOTOR	HARLEY	FLHXSE	2018	1.000	1,425.300.000	1,425.300.000
2683	701150 00122	SEPEDA MOTOR	HARLEY	FLHXSE2 SCREAMIN EAGLE STREET GLIDE	2011	1.000	517.500.000	517.500.000
2684	701150 00123	SEPEDA MOTOR	HARLEY	FLHXSE3 SCREAMIN EAGLE STREET GLIDE	2012	1.000	526.500.000	526.500.000
2685	701150 00121	SEPEDA MOTOR	HARLEY	FLHXSE CVO STREET GLIDE	2015	1.000	1,083.600.000	1,083.600.000
2686	701150 00119	SEPEDA MOTOR	HARLEY	FLHXS STREET GLIDE SPECIAL (1800cc)	2015	1.000	739.800.000	739.800.000
2687	701150 00114	SEPEDA MOTOR	HARLEY	FLHX STREET GLIDE	2005	1.000	287.000.000	287.000.000
2688	701150 00115	SEPEDA MOTOR	HARLEY	FLHX STREET GLIDE (1450cc)	2010	1.000	349.200.000	349.200.000
2689	701150 00115	SEPEDA MOTOR	HARLEY	FLHX STREET GLIDE (1450cc)	2009	1.000	336.300.000	336.300.000
2690	701150 00115	SEPEDA MOTOR	HARLEY	FLHX STREET GLIDE (1450cc)	2008	1.000	326.600.000	326.600.000
2691	701150 00115	SEPEDA MOTOR	HARLEY	FLHX STREET GLIDE (1450cc)	2007	1.000	311.100.000	311.100.000
2692	701150 00115	SEPEDA MOTOR	HARLEY	FLHX STREET GLIDE (1450cc)	2006	1.000	304.000.000	304.000.000
2693	701150 00116	SEPEDA MOTOR	HARLEY	FLHX STREET GLIDE (1690cc)	2015	1.000	507.200.000	507.200.000
2694	701150 00116	SEPEDA MOTOR	HARLEY	FLHX STREET GLIDE (1690cc)	2014	1.000	483.000.000	483.000.000
2695	701150 00116	SEPEDA MOTOR	HARLEY	FLHX STREET GLIDE (1690cc)	2013	1.000	459.000.000	459.000.000

NO	KODING	JENIS	MEREK	TIPE	TH BUAT	BOBOT	NJKB	DP PKB
1	2	3	4	5	6	7	8	9
2696	701150 00116	SEPEDA MOTOR	HARLEY	FLHX STREET GLIDE (1690cc)	2012	1.000	436,200,000	436,200,000
2697	701150 00116	SEPEDA MOTOR	HARLEY	FLHX STREET GLIDE (1690cc)	2011	1.000	414,500,000	414,500,000
2698	701150 00124	SEPEDA MOTOR	HARLEY	FLS	2003	1.000	257,000,000	257,000,000
2699	701150 00124	SEPEDA MOTOR	HARLEY	FLS	2002	1.000	250,600,000	250,600,000
2700	701150 00124	SEPEDA MOTOR	HARLEY	FLS	2001	1.000	244,200,000	244,200,000
2701	701150 00124	SEPEDA MOTOR	HARLEY	FLS	2000	1.000	219,700,000	219,700,000
2702	701150 00124	SEPEDA MOTOR	HARLEY	FLS	1999	1.000	197,600,000	197,600,000
2703	701150 00124	SEPEDA MOTOR	HARLEY	FLS	1998	1.000	188,600,000	188,600,000
2704	701150 00124	SEPEDA MOTOR	HARLEY	FLS	1997	1.000	181,300,000	181,300,000
2705	701150 00124	SEPEDA MOTOR	HARLEY	FLS	1996	1.000	172,300,000	172,300,000
2706	701150 00124	SEPEDA MOTOR	HARLEY	FLS	1995	1.000	158,800,000	158,800,000
2707	701150 00124	SEPEDA MOTOR	HARLEY	FLS	1994	1.000	148,800,000	148,800,000
2708	701150 00124	SEPEDA MOTOR	HARLEY	FLS	1993	1.000	139,200,000	139,200,000
2709	701150 00124	SEPEDA MOTOR	HARLEY	FLS	1992	1.000	127,400,000	127,400,000
2710	701150 00336	SEPEDA MOTOR	HARLEY	FLSB	2019	1.000	563,400,000	563,400,000
2711	701150 00126	SEPEDA MOTOR	HARLEY	FLSL	2018	1.000	660,300,000	660,300,000
2712	701150 00125	SEPEDA MOTOR	HARLEY	FLS SOFTAIL SLIM (1690cc)	2015	1.000	594,000,000	594,000,000
2713	701150 00125	SEPEDA MOTOR	HARLEY	FLS SOFTAIL SLIM (1690cc)	2014	1.000	564,300,000	564,300,000
2714	701150 00125	SEPEDA MOTOR	HARLEY	FLS SOFTAIL SLIM (1690cc)	2013	1.000	536,100,000	536,100,000
2715	701150 00127	SEPEDA MOTOR	HARLEY	FLST (1450cc)	2007	1.000	284,800,000	284,800,000
2716	701150 00127	SEPEDA MOTOR	HARLEY	FLST (1450cc)	2006	1.000	277,800,000	277,800,000
2717	701150 00128	SEPEDA MOTOR	HARLEY	FLSTC (1340cc)	1999	1.000	175,300,000	175,300,000
2718	701150 00128	SEPEDA MOTOR	HARLEY	FLSTC (1340cc)	1998	1.000	173,000,000	173,000,000
2719	701150 00128	SEPEDA MOTOR	HARLEY	FLSTC (1340cc)	1997	1.000	168,600,000	168,600,000
2720	701150 00128	SEPEDA MOTOR	HARLEY	FLSTC (1340cc)	1996	1.000	165,200,000	165,200,000
2721	701150 00128	SEPEDA MOTOR	HARLEY	FLSTC (1340cc)	1995	1.000	159,500,000	159,500,000
2722	701150 00128	SEPEDA MOTOR	HARLEY	FLSTC (1340cc)	1994	1.000	147,000,000	147,000,000
2723	701150 00128	SEPEDA MOTOR	HARLEY	FLSTC (1340cc)	1993	1.000	127,400,000	127,400,000
2724	701150 00128	SEPEDA MOTOR	HARLEY	FLSTC (1340cc)	1992	1.000	117,600,000	117,600,000
2725	701150 00128	SEPEDA MOTOR	HARLEY	FLSTC (1340cc)	1991	1.000	111,700,000	111,700,000
2726	701150 00128	SEPEDA MOTOR	HARLEY	FLSTC (1340cc)	1990	1.000	106,400,000	106,400,000
2727	701150 00128	SEPEDA MOTOR	HARLEY	FLSTC (1340cc)	1989	1.000	102,900,000	102,900,000
2728	701150 00128	SEPEDA MOTOR	HARLEY	FLSTC (1340cc)	1988	1.000	97,800,000	97,800,000
2729	701150 00128	SEPEDA MOTOR	HARLEY	FLSTC (1340cc)	1987	1.000	93,300,000	93,300,000
2730	701150 00128	SEPEDA MOTOR	HARLEY	FLSTC (1340cc)	1986	1.000	84,200,000	84,200,000
2731	701150 00128	SEPEDA MOTOR	HARLEY	FLSTC (1340cc)	1985	1.000	75,800,000	75,800,000
2732	701150 00128	SEPEDA MOTOR	HARLEY	FLSTC (1340cc)	1984	1.000	68,200,000	68,200,000
2733	701150 00129	SEPEDA MOTOR	HARLEY	FLSTC (1450cc)	2010	1.000	323,200,000	323,200,000
2734	701150 00129	SEPEDA MOTOR	HARLEY	FLSTC (1450cc)	2009	1.000	310,300,000	310,300,000
2735	701150 00129	SEPEDA MOTOR	HARLEY	FLSTC (1450cc)	2008	1.000	304,100,000	304,100,000
2736	701150 00129	SEPEDA MOTOR	HARLEY	FLSTC (1450cc)	2007	1.000	299,000,000	299,000,000
2737	701150 00129	SEPEDA MOTOR	HARLEY	FLSTC (1450cc)	2006	1.000	288,500,000	288,500,000
2738	701150 00129	SEPEDA MOTOR	HARLEY	FLSTC (1450cc)	2005	1.000	272,000,000	272,000,000
2739	701150 00129	SEPEDA MOTOR	HARLEY	FLSTC (1450cc)	2004	1.000	256,000,000	256,000,000
2740	701150 00129	SEPEDA MOTOR	HARLEY	FLSTC (1450cc)	2003	1.000	227,300,000	227,300,000
2741	701150 00129	SEPEDA MOTOR	HARLEY	FLSTC (1450cc)	2002	1.000	221,700,000	221,700,000
2742	701150 00129	SEPEDA MOTOR	HARLEY	FLSTC (1450cc)	2001	1.000	216,000,000	216,000,000
2743	701150 00129	SEPEDA MOTOR	HARLEY	FLSTC (1450cc)	2000	1.000	205,000,000	205,000,000
2744	701150 00130	SEPEDA MOTOR	HARLEY	FLSTC (1584cc)	2010	1.000	350,000,000	350,000,000
2745	701150 00131	SEPEDA MOTOR	HARLEY	FLSTC HERITAGE SOFTAIL CLASSIC (1584cc)	2011	1.000	325,800,000	325,800,000
2746	701150 00132	SEPEDA MOTOR	HARLEY	FLSTC HERITAGE SOFTAIL CLASSIC (1690cc)	2015	1.000	647,100,000	647,100,000
2747	701150 00132	SEPEDA MOTOR	HARLEY	FLSTC HERITAGE SOFTAIL CLASSIC (1690cc)	2014	1.000	614,700,000	614,700,000
2748	701150 00132	SEPEDA MOTOR	HARLEY	FLSTC HERITAGE SOFTAIL CLASSIC (1690cc)	2013	1.000	584,000,000	584,000,000
2749	701150 00132	SEPEDA MOTOR	HARLEY	FLSTC HERITAGE SOFTAIL CLASSIC (1690cc)	2012	1.000	554,800,000	554,800,000
2750	701150 00133	SEPEDA MOTOR	HARLEY	FLSTCI (1450cc)	2007	1.000	309,100,000	309,100,000
2751	701150 00133	SEPEDA MOTOR	HARLEY	FLSTCI (1450cc)	2006	1.000	292,900,000	292,900,000
2752	701150 00133	SEPEDA MOTOR	HARLEY	FLSTCI (1450cc)	2004	1.000	263,000,000	263,000,000
2753	701150 00133	SEPEDA MOTOR	HARLEY	FLSTCI (1450cc)	2003	1.000	236,700,000	236,700,000
2754	701150 00133	SEPEDA MOTOR	HARLEY	FLSTCI (1450cc)	2002	1.000	230,800,000	230,800,000
2755	701150 00133	SEPEDA MOTOR	HARLEY	FLSTCI (1450cc)	2001	1.000	224,800,000	224,800,000
2756	701150 00133	SEPEDA MOTOR	HARLEY	FLSTCI (1450cc)	1993	1.000	137,200,000	137,200,000
2757	701150 00133	SEPEDA MOTOR	HARLEY	FLSTCI (1450cc)	1992	1.000	127,400,000	127,400,000
2758	701150 00133	SEPEDA MOTOR	HARLEY	FLSTCI (1450cc)	1991	1.000	122,500,000	122,500,000
2759	701150 00133	SEPEDA MOTOR	HARLEY	FLSTCI (1450cc)	1990	1.000	117,600,000	117,600,000
2760	701150 00133	SEPEDA MOTOR	HARLEY	FLSTCI (1450cc)	1989	1.000	114,500,000	114,500,000
2761	701150 00133	SEPEDA MOTOR	HARLEY	FLSTCI (1450cc)	1988	1.000	103,400,000	103,400,000
2762	701150 00133	SEPEDA MOTOR	HARLEY	FLSTCI (1450cc)	1987	1.000	93,300,000	93,300,000
2763	701150 00133	SEPEDA MOTOR	HARLEY	FLSTCI (1450cc)	1986	1.000	84,200,000	84,200,000
2764	701150 00133	SEPEDA MOTOR	HARLEY	FLSTCI (1450cc)	1985	1.000	75,800,000	75,800,000
2765	701150 00133	SEPEDA MOTOR	HARLEY	FLSTCI (1450cc)	1984	1.000	68,200,000	68,200,000
2766	701150 00134	SEPEDA MOTOR	HARLEY	FLSTF (1340cc)	1999	1.000	166,600,000	166,600,000
2767	701150 00134	SEPEDA MOTOR	HARLEY	FLSTF (1340cc)	1998	1.000	148,900,000	148,900,000
2768	701150 00134	SEPEDA MOTOR	HARLEY	FLSTF (1340cc)	1997	1.000	144,600,000	144,600,000
2769	701150 00134	SEPEDA MOTOR	HARLEY	FLSTF (1340cc)	1996	1.000	141,800,000	141,800,000
2770	701150 00134	SEPEDA MOTOR	HARLEY	FLSTF (1340cc)	1995	1.000	138,200,000	138,200,000
2771	701150 00134	SEPEDA MOTOR	HARLEY	FLSTF (1340cc)	1994	1.000	135,400,000	135,400,000
2772	701150 00134	SEPEDA MOTOR	HARLEY	FLSTF (1340cc)	1993	1.000	132,600,000	132,600,000
2773	701150 00134	SEPEDA MOTOR	HARLEY	FLSTF (1340cc)	1992	1.000	126,100,000	126,100,000
2774	701150 00134	SEPEDA MOTOR	HARLEY	FLSTF (1340cc)	1991	1.000	122,400,000	122,400,000
2775	701150 00134	SEPEDA MOTOR	HARLEY	FLSTF (1340cc)	1990	1.000	111,300,000	111,300,000
2776	701150 00134	SEPEDA MOTOR	HARLEY	FLSTF (1340cc)	1989	1.000	102,300,000	102,300,000
2777	701150 00134	SEPEDA MOTOR	HARLEY	FLSTF (1340cc)	1988	1.000	94,200,000	94,200,000
2778	701150 00134	SEPEDA MOTOR	HARLEY	FLSTF (1340cc)	1987	1.000	83,300,000	83,300,000
2779	701150 00135	SEPEDA MOTOR	HARLEY	FLSTF (1450cc)	2009	1.000	301,400,000	301,400,000
2780	701150 00135	SEPEDA MOTOR	HARLEY	FLSTF (1450cc)	2008	1.000	292,700,000	292,700,000
2781	701150 00135	SEPEDA MOTOR	HARLEY	FLSTF (1450cc)	2007	1.000	278,800,000	278,800,000
2782	701150 00135	SEPEDA MOTOR	HARLEY	FLSTF (1450cc)	2006	1.000	270,700,000	270,700,000
2783	701150 00135	SEPEDA MOTOR	HARLEY	FLSTF (1450cc)	2005	1.000	260,000,000	260,000,000
2784	701150 00135	SEPEDA MOTOR	HARLEY	FLSTF (1450cc)	2004	1.000	248,000,000	248,000,000
2785	701150 00135	SEPEDA MOTOR	HARLEY	FLSTF (1450cc)	2003	1.000	218,700,000	218,700,000

NO	KODING	JENIS	MEREK	TIPE	TH BUAT	BOBOT	NJKB	DP PKB
1	2	3	4	5	6	7	8	9
2786	701150 00135	SEPEDA MOTOR	HARLEY	FLSTF (1450cc)	2002	1.000	213,200,000	213,200,000
2787	701150 00135	SEPEDA MOTOR	HARLEY	FLSTF (1450cc)	2001	1.000	205,000,000	205,000,000
2788	701150 00135	SEPEDA MOTOR	HARLEY	FLSTF (1450cc)	2000	1.000	200,000,000	200,000,000
2789	701150 00136	SEPEDA MOTOR	HARLEY	FLSTF (1584cc)	2011	1.000	319,500,000	319,500,000
2790	701150 00142	SEPEDA MOTOR	HARLEY	FLSTF-A FB EFI ANNIV (1550cc)	2005	1.000	276,000,000	276,000,000
2791	701150 00143	SEPEDA MOTOR	HARLEY	FLSTFB FAT BOY LO (1690cc)	2015	1.000	608,400,000	608,400,000
2792	701150 00144	SEPEDA MOTOR	HARLEY	FLSTFB SOFTAIL FATBOY SPECIAL (1584cc)	2011	1.000	328,500,000	328,500,000
2793	701150 00145	SEPEDA MOTOR	HARLEY	FLSTFB SOFTAIL FATBOY SPECIAL (1690cc)	2015	1.000	441,000,000	441,000,000
2794	701150 00145	SEPEDA MOTOR	HARLEY	FLSTFB SOFTAIL FATBOY SPECIAL (1690cc)	2014	1.000	420,000,000	420,000,000
2795	701150 00145	SEPEDA MOTOR	HARLEY	FLSTFB SOFTAIL FATBOY SPECIAL (1690cc)	2013	1.000	399,000,000	399,000,000
2796	701150 00145	SEPEDA MOTOR	HARLEY	FLSTFB SOFTAIL FATBOY SPECIAL (1690cc)	2012	1.000	379,200,000	379,200,000
2797	701150 00137	SEPEDA MOTOR	HARLEY	FLSTF FAT BOY	2015	1.000	614,700,000	614,700,000
2798	701150 00146	SEPEDA MOTOR	HARLEY	FLSTFI (1450cc)	2004	1.000	254,000,000	254,000,000
2799	701150 00146	SEPEDA MOTOR	HARLEY	FLSTFI (1450cc)	2003	1.000	228,100,000	228,100,000
2800	701150 00146	SEPEDA MOTOR	HARLEY	FLSTFI (1450cc)	2002	1.000	224,000,000	224,000,000
2801	701150 00146	SEPEDA MOTOR	HARLEY	FLSTFI (1450cc)	2001	1.000	216,700,000	216,700,000
2802	701150 00146	SEPEDA MOTOR	HARLEY	FLSTFI (1450cc)	2000	1.000	201,800,000	201,800,000
2803	701150 00146	SEPEDA MOTOR	HARLEY	FLSTFI (1450cc)	1999	1.000	183,000,000	183,000,000
2804	701150 00146	SEPEDA MOTOR	HARLEY	FLSTFI (1450cc)	1998	1.000	172,300,000	172,300,000
2805	701150 00146	SEPEDA MOTOR	HARLEY	FLSTFI (1450cc)	1997	1.000	160,100,000	160,100,000
2806	701150 00146	SEPEDA MOTOR	HARLEY	FLSTFI (1450cc)	1996	1.000	149,500,000	149,500,000
2807	701150 00146	SEPEDA MOTOR	HARLEY	FLSTFI (1450cc)	1995	1.000	143,600,000	143,600,000
2808	701150 00146	SEPEDA MOTOR	HARLEY	FLSTFI (1450cc)	1994	1.000	135,700,000	135,700,000
2809	701150 00146	SEPEDA MOTOR	HARLEY	FLSTFI (1450cc)	1993	1.000	127,400,000	127,400,000
2810	701150 00146	SEPEDA MOTOR	HARLEY	FLSTFI (1450cc)	1992	1.000	119,600,000	119,600,000
2811	701150 00146	SEPEDA MOTOR	HARLEY	FLSTFI (1450cc)	1991	1.000	112,700,000	112,700,000
2812	701150 00146	SEPEDA MOTOR	HARLEY	FLSTFI (1450cc)	1990	1.000	107,800,000	107,800,000
2813	701150 00146	SEPEDA MOTOR	HARLEY	FLSTFI (1450cc)	1989	1.000	102,300,000	102,300,000
2814	701150 00146	SEPEDA MOTOR	HARLEY	FLSTFI (1450cc)	1988	1.000	92,300,000	92,300,000
2815	701150 00146	SEPEDA MOTOR	HARLEY	FLSTFI (1450cc)	1987	1.000	83,300,000	83,300,000
2816	701150 00146	SEPEDA MOTOR	HARLEY	FLSTFI (1450cc)	1986	1.000	75,100,000	75,100,000
2817	701150 00146	SEPEDA MOTOR	HARLEY	FLSTFI (1450cc)	1985	1.000	67,700,000	67,700,000
2818	701150 00147	SEPEDA MOTOR	HARLEY	FLSTFI-A	2005	1.000	276,000,000	276,000,000
2819	701150 00138	SEPEDA MOTOR	HARLEY	FLSTF SE	2005	1.000	388,500,000	388,500,000
2820	701150 00139	SEPEDA MOTOR	HARLEY	FLSTF SE2	2007	1.000	424,200,000	424,200,000
2821	701150 00139	SEPEDA MOTOR	HARLEY	FLSTF SE2	2006	1.000	409,100,000	409,100,000
2822	701150 00148	SEPEDA MOTOR	HARLEY	FLSTFSE FAT BOY SCREAMIN EAGLE (1690cc)	2007	1.000	434,300,000	434,300,000
2823	701150 00148	SEPEDA MOTOR	HARLEY	FLSTFSE FAT BOY SCREAMIN EAGLE (1690cc)	2006	1.000	427,200,000	427,200,000
2824	701150 00148	SEPEDA MOTOR	HARLEY	FLSTFSE FAT BOY SCREAMIN EAGLE (1690cc)	2005	1.000	388,500,000	388,500,000
2825	701150 00140	SEPEDA MOTOR	HARLEY	FLSTF SOFTAIL FATBOY (1584cc)	2011	1.000	319,500,000	319,500,000
2826	701150 00140	SEPEDA MOTOR	HARLEY	FLSTF SOFTAIL FATBOY (1584cc)	2010	1.000	305,100,000	305,100,000
2827	701150 00141	SEPEDA MOTOR	HARLEY	FLSTF SOFTAIL FATBOY (1690cc)	2015	1.000	431,600,000	431,600,000
2828	701150 00141	SEPEDA MOTOR	HARLEY	FLSTF SOFTAIL FATBOY (1690cc)	2014	1.000	411,000,000	411,000,000
2829	701150 00141	SEPEDA MOTOR	HARLEY	FLSTF SOFTAIL FATBOY (1690cc)	2013	1.000	390,600,000	390,600,000
2830	701150 00141	SEPEDA MOTOR	HARLEY	FLSTF SOFTAIL FATBOY (1690cc)	2012	1.000	371,200,000	371,200,000
2831	701150 00150	SEPEDA MOTOR	HARLEY	FLSTN (1340cc)	1993	1.000	132,300,000	132,300,000
2832	701150 00150	SEPEDA MOTOR	HARLEY	FLSTN (1340cc)	1992	1.000	127,400,000	127,400,000
2833	701150 00150	SEPEDA MOTOR	HARLEY	FLSTN (1340cc)	1991	1.000	122,500,000	122,500,000
2834	701150 00150	SEPEDA MOTOR	HARLEY	FLSTN (1340cc)	1990	1.000	115,200,000	115,200,000
2835	701150 00150	SEPEDA MOTOR	HARLEY	FLSTN (1340cc)	1989	1.000	106,300,000	106,300,000
2836	701150 00150	SEPEDA MOTOR	HARLEY	FLSTN (1340cc)	1988	1.000	96,000,000	96,000,000
2837	701150 00151	SEPEDA MOTOR	HARLEY	FLSTN (1450cc)	2009	1.000	317,800,000	317,800,000
2838	701150 00151	SEPEDA MOTOR	HARLEY	FLSTN (1450cc)	2008	1.000	308,600,000	308,600,000
2839	701150 00151	SEPEDA MOTOR	HARLEY	FLSTN (1450cc)	2007	1.000	293,900,000	293,900,000
2840	701150 00151	SEPEDA MOTOR	HARLEY	FLSTN (1450cc)	2006	1.000	288,900,000	288,900,000
2841	701150 00151	SEPEDA MOTOR	HARLEY	FLSTN (1450cc)	2005	1.000	263,000,000	263,000,000
2842	701150 00151	SEPEDA MOTOR	HARLEY	FLSTN (1450cc)	2004	1.000	254,000,000	254,000,000
2843	701150 00151	SEPEDA MOTOR	HARLEY	FLSTN (1450cc)	2003	1.000	228,100,000	228,100,000
2844	701150 00151	SEPEDA MOTOR	HARLEY	FLSTN (1450cc)	2002	1.000	222,400,000	222,400,000
2845	701150 00151	SEPEDA MOTOR	HARLEY	FLSTN (1450cc)	2001	1.000	216,700,000	216,700,000
2846	701150 00151	SEPEDA MOTOR	HARLEY	FLSTN (1450cc)	2000	1.000	195,000,000	195,000,000
2847	701150 00152	SEPEDA MOTOR	HARLEY	FLSTN HERITAGE SOFTAIL DELUXE	2005	1.000	263,000,000	263,000,000
2848	701150 00153	SEPEDA MOTOR	HARLEY	FLSTNSE CVO SOFTAIL DELUXE (1800cc)	2015	1.000	932,400,000	932,400,000
2849	701150 00154	SEPEDA MOTOR	HARLEY	FLSTNSE SCREAMIN EAGLE SOFTAIL DELUXE	2015	1.000	660,500,000	660,500,000
2850	701150 00154	SEPEDA MOTOR	HARLEY	FLSTNSE SCREAMIN EAGLE SOFTAIL DELUXE	2014	1.000	629,000,000	629,000,000
2851	701150 00149	SEPEDA MOTOR	HARLEY	FLSTN SOFTAIL DELUXE (1690cc)	2015	1.000	636,300,000	636,300,000
2852	701150 00149	SEPEDA MOTOR	HARLEY	FLSTN SOFTAIL DELUXE (1690cc)	2014	1.000	604,500,000	604,500,000
2853	701150 00149	SEPEDA MOTOR	HARLEY	FLSTN SOFTAIL DELUXE (1690cc)	2013	1.000	574,300,000	574,300,000
2854	701150 00149	SEPEDA MOTOR	HARLEY	FLSTN SOFTAIL DELUXE (1690cc)	2012	1.000	545,600,000	545,600,000
2855	701150 00155	SEPEDA MOTOR	HARLEY	FLSTS (1340cc)	1999	1.000	112,700,000	112,700,000
2856	701150 00155	SEPEDA MOTOR	HARLEY	FLSTS (1340cc)	1998	1.000	109,800,000	109,800,000
2857	701150 00155	SEPEDA MOTOR	HARLEY	FLSTS (1340cc)	1997	1.000	106,800,000	106,800,000
2858	701150 00155	SEPEDA MOTOR	HARLEY	FLSTS (1340cc)	1996	1.000	103,900,000	103,900,000
2859	701150 00155	SEPEDA MOTOR	HARLEY	FLSTS (1340cc)	1995	1.000	100,900,000	100,900,000
2860	701150 00155	SEPEDA MOTOR	HARLEY	FLSTS (1340cc)	1994	1.000	99,000,000	99,000,000
2861	701150 00155	SEPEDA MOTOR	HARLEY	FLSTS (1340cc)	1993	1.000	97,000,000	97,000,000
2862	701150 00155	SEPEDA MOTOR	HARLEY	FLSTS (1340cc)	1992	1.000	95,100,000	95,100,000
2863	701150 00155	SEPEDA MOTOR	HARLEY	FLSTS (1340cc)	1991	1.000	93,100,000	93,100,000
2864	701150 00155	SEPEDA MOTOR	HARLEY	FLSTS (1340cc)	1990	1.000	90,200,000	90,200,000
2865	701150 00155	SEPEDA MOTOR	HARLEY	FLSTS (1340cc)	1989	1.000	89,000,000	89,000,000
2866	701150 00155	SEPEDA MOTOR	HARLEY	FLSTS (1340cc)	1988	1.000	86,000,000	86,000,000
2867	701150 00156	SEPEDA MOTOR	HARLEY	FLSTS (1450cc)	2005	1.000	273,000,000	273,000,000
2868	701150 00156	SEPEDA MOTOR	HARLEY	FLSTS (1450cc)	2004	1.000	268,000,000	268,000,000
2869	701150 00156	SEPEDA MOTOR	HARLEY	FLSTS (1450cc)	2003	1.000	238,200,000	238,200,000
2870	701150 00156	SEPEDA MOTOR	HARLEY	FLSTS (1450cc)	2002	1.000	232,300,000	232,300,000
2871	701150 00156	SEPEDA MOTOR	HARLEY	FLSTS (1450cc)	2001	1.000	186,000,000	186,000,000
2872	701150 00156	SEPEDA MOTOR	HARLEY	FLSTS (1450cc)	2000	1.000	167,400,000	167,400,000
2873	701150 00157	SEPEDA MOTOR	HARLEY	FLSTSB SOFTAIL CROSSBONE (1584cc)	2011	1.000	355,200,000	355,200,000
2874	701150 00158	SEPEDA MOTOR	HARLEY	FLSTSC	2005	1.000	275,000,000	275,000,000
2875	701150 00159	SEPEDA MOTOR	HARLEY	FLSTSC SOFTAIL SP C (1450cc)	2005	1.000	275,000,000	275,000,000

NO	KODING	JENIS	MEREK	TIPE	TH BUAT	BOBOT	NJKB	DP PKB
1	2	3	4	5	6	7	8	9
2876	701150 00160	SEPEDA MOTOR	HARLEY	FLSTSC SOFTTAIL SPRINGER CLASIK	2005	1.000	265.000.000	265.000.000
2877	701150 00160	SEPEDA MOTOR	HARLEY	FLSTSC SOFTTAIL SPRINGER CLASIK	2004	1.000	255.000.000	255.000.000
2878	701150 00160	SEPEDA MOTOR	HARLEY	FLSTSC SOFTTAIL SPRINGER CLASIK	2003	1.000	210.000.000	210.000.000
2879	701150 00160	SEPEDA MOTOR	HARLEY	FLSTSC SOFTTAIL SPRINGER CLASIK	2002	1.000	190.000.000	190.000.000
2880	701150 00160	SEPEDA MOTOR	HARLEY	FLSTSC SOFTTAIL SPRINGER CLASIK	2001	1.000	175.000.000	175.000.000
2881	701150 00160	SEPEDA MOTOR	HARLEY	FLSTSC SOFTTAIL SPRINGER CLASIK	2000	1.000	171.000.000	171.000.000
2882	701150 00160	SEPEDA MOTOR	HARLEY	FLSTSC SOFTTAIL SPRINGER CLASIK	1999	1.000	164.200.000	164.200.000
2883	701150 00160	SEPEDA MOTOR	HARLEY	FLSTSC SOFTTAIL SPRINGER CLASIK	1998	1.000	160.100.000	160.100.000
2884	701150 00160	SEPEDA MOTOR	HARLEY	FLSTSC SOFTTAIL SPRINGER CLASIK	1997	1.000	156.400.000	156.400.000
2885	701150 00160	SEPEDA MOTOR	HARLEY	FLSTSC SOFTTAIL SPRINGER CLASIK	1996	1.000	152.300.000	152.300.000
2886	701150 00160	SEPEDA MOTOR	HARLEY	FLSTSC SOFTTAIL SPRINGER CLASIK	1995	1.000	147.000.000	147.000.000
2887	701150 00160	SEPEDA MOTOR	HARLEY	FLSTSC SOFTTAIL SPRINGER CLASIK	1994	1.000	101.900.000	101.900.000
2888	701150 00161	SEPEDA MOTOR	HARLEY	FLSTSE2 SCREAMIN EAGLE SOFTAIL CONVERTIBLE	2011	1.000	463.500.000	463.500.000
2889	701150 00162	SEPEDA MOTOR	HARLEY	FLSTSE3 SCREAMIN EAGLE SOFTAIL CONVERTIBLE	2012	1.000	472.500.000	472.500.000
2890	701150 00163	SEPEDA MOTOR	HARLEY	FLSTSI	2004	1.000	271.000.000	271.000.000
2891	701150 00163	SEPEDA MOTOR	HARLEY	FLSTSI	2003	1.000	242.000.000	242.000.000
2892	701150 00163	SEPEDA MOTOR	HARLEY	FLSTSI	2002	1.000	236.000.000	236.000.000
2893	701150 00163	SEPEDA MOTOR	HARLEY	FLSTSI	2001	1.000	186.000.000	186.000.000
2894	701150 00163	SEPEDA MOTOR	HARLEY	FLSTSI	2000	1.000	167.400.000	167.400.000
2895	701150 00163	SEPEDA MOTOR	HARLEY	FLSTSI	1999	1.000	111.100.000	111.100.000
2896	701150 00163	SEPEDA MOTOR	HARLEY	FLSTSI	1998	1.000	104.900.000	104.900.000
2897	701150 00164	SEPEDA MOTOR	HARLEY	FLT (1340cc)	1986	1.000	45.000.000	45.000.000
2898	701150 00165	SEPEDA MOTOR	HARLEY	FLTC1340TOUR GLI.CLS (1340cc)	1980	1.000	41.000.000	41.000.000
2899	701150 00166	SEPEDA MOTOR	HARLEY	FLTR	2003	1.000	242.000.000	242.000.000
2900	701150 00166	SEPEDA MOTOR	HARLEY	FLTR	2002	1.000	236.000.000	236.000.000
2901	701150 00166	SEPEDA MOTOR	HARLEY	FLTR	2001	1.000	219.000.000	219.000.000
2902	701150 00168	SEPEDA MOTOR	HARLEY	FLTRI (1450cc)	2005	1.000	270.100.000	270.100.000
2903	701150 00168	SEPEDA MOTOR	HARLEY	FLTRI (1450cc)	2004	1.000	253.000.000	253.000.000
2904	701150 00168	SEPEDA MOTOR	HARLEY	FLTRI (1450cc)	2003	1.000	241.000.000	241.000.000
2905	701150 00168	SEPEDA MOTOR	HARLEY	FLTRI (1450cc)	2002	1.000	236.700.000	236.700.000
2906	701150 00168	SEPEDA MOTOR	HARLEY	FLTRI (1450cc)	2001	1.000	230.000.000	230.000.000
2907	701150 00168	SEPEDA MOTOR	HARLEY	FLTRI (1450cc)	1999	1.000	176.400.000	176.400.000
2908	701150 00169	SEPEDA MOTOR	HARLEY	FLTRSEI	2003	1.000	242.000.000	242.000.000
2909	701150 00169	SEPEDA MOTOR	HARLEY	FLTRSEI	2002	1.000	237.000.000	237.000.000
2910	701150 00169	SEPEDA MOTOR	HARLEY	FLTRSEI	2001	1.000	230.000.000	230.000.000
2911	701150 00169	SEPEDA MOTOR	HARLEY	FLTRSEI	2000	1.000	198.000.000	198.000.000
2912	701150 00167	SEPEDA MOTOR	HARLEY	FLTR SEI (1550cc)	2001	1.000	230.000.000	230.000.000
2913	701150 00170	SEPEDA MOTOR	HARLEY	FLTRU	2019	1.000	1.152.000.000	1.152.000.000
2914	701150 00170	SEPEDA MOTOR	HARLEY	FLTRU	2018	1.000	1.094.400.000	1.094.400.000
2915	701150 00171	SEPEDA MOTOR	HARLEY	FLTRU ROAD GLIDE ULTRA (1690cc)	2015	1.000	463.300.000	463.300.000
2916	701150 00171	SEPEDA MOTOR	HARLEY	FLTRU ROAD GLIDE ULTRA (1690cc)	2014	1.000	441.200.000	441.200.000
2917	701150 00171	SEPEDA MOTOR	HARLEY	FLTRU ROAD GLIDE ULTRA (1690cc)	2013	1.000	420.300.000	420.300.000
2918	701150 00171	SEPEDA MOTOR	HARLEY	FLTRU ROAD GLIDE ULTRA (1690cc)	2012	1.000	391.500.000	391.500.000
2919	701150 00171	SEPEDA MOTOR	HARLEY	FLTRU ROAD GLIDE ULTRA (1690cc)	2011	1.000	383.700.000	383.700.000
2920	701150 00172	SEPEDA MOTOR	HARLEY	FLTRUSE CVO ROAD GLIDE ULTRA (1800cc)	2015	1.000	1.241.100.000	1.241.100.000
2921	701150 00173	SEPEDA MOTOR	HARLEY	FLTRUSE SCREAMIN EAGLE ROAD GLIDE ULTRA	2011	1.000	571.500.000	571.500.000
2922	701150 00174	SEPEDA MOTOR	HARLEY	FLTRX	2018	1.000	891.000.000	891.000.000
2923	701150 00175	SEPEDA MOTOR	HARLEY	FLTRX ROAD GLIDE CUSTOM (1690cc)	2015	1.000	438.700.000	438.700.000
2924	701150 00175	SEPEDA MOTOR	HARLEY	FLTRX ROAD GLIDE CUSTOM (1690cc)	2014	1.000	417.800.000	417.800.000
2925	701150 00175	SEPEDA MOTOR	HARLEY	FLTRX ROAD GLIDE CUSTOM (1690cc)	2013	1.000	397.800.000	397.800.000
2926	701150 00175	SEPEDA MOTOR	HARLEY	FLTRX ROAD GLIDE CUSTOM (1690cc)	2012	1.000	376.200.000	376.200.000
2927	701150 00175	SEPEDA MOTOR	HARLEY	FLTRX ROAD GLIDE CUSTOM (1690cc)	2011	1.000	368.700.000	368.700.000
2928	701150 00176	SEPEDA MOTOR	HARLEY	FLTRXS	2019	1.000	1.015.200.000	1.015.200.000
2929	701150 00176	SEPEDA MOTOR	HARLEY	FLTRXS	2018	1.000	964.500.000	964.500.000
2930	701150 00178	SEPEDA MOTOR	HARLEY	FLTRXSE	2019	1.000	1.500.300.000	1.500.300.000
2931	701150 00178	SEPEDA MOTOR	HARLEY	FLTRXSE	2018	1.000	1.425.300.000	1.425.300.000
2932	701150 00179	SEPEDA MOTOR	HARLEY	FLTRXSE SCREAMIN EAGLE STREET GLIDE	2015	1.000	630.200.000	630.200.000
2933	701150 00179	SEPEDA MOTOR	HARLEY	FLTRXSE SCREAMIN EAGLE STREET GLIDE	2014	1.000	600.200.000	600.200.000
2934	701150 00179	SEPEDA MOTOR	HARLEY	FLTRXSE SCREAMIN EAGLE STREET GLIDE	2013	1.000	571.500.000	571.500.000
2935	701150 00179	SEPEDA MOTOR	HARLEY	FLTRXSE SCREAMIN EAGLE STREET GLIDE	2012	1.000	526.500.000	526.500.000
2936	701150 00177	SEPEDA MOTOR	HARLEY	FLTRXS ROAD GLIDE SPECIAL (1690cc)	2015	1.000	739.800.000	739.800.000
2937	701150 00180	SEPEDA MOTOR	HARLEY	FLX (1340cc)	1994	1.000	137.200.000	137.200.000
2938	701150 00183	SEPEDA MOTOR	HARLEY	FXBB	2019	1.000	579.200.000	579.200.000
2939	701150 00183	SEPEDA MOTOR	HARLEY	FXBB	2018	1.000	550.300.000	550.300.000
2940	701150 00184	SEPEDA MOTOR	HARLEY	FXBRS	2019	1.000	830.700.000	830.700.000
2941	701150 00184	SEPEDA MOTOR	HARLEY	FXBRS	2018	1.000	789.200.000	789.200.000
2942	701150 00185	SEPEDA MOTOR	HARLEY	FXBRS ANX	2018	1.000	945.000.000	945.000.000
2943	701150 00186	SEPEDA MOTOR	HARLEY	FXCWC SOFTAIL ROCKER C (1584cc)	2011	1.000	356.300.000	356.300.000
2944	701150 00187	SEPEDA MOTOR	HARLEY	FXD (1340cc)	1989	1.000	68.300.000	68.300.000
2945	701150 00189	SEPEDA MOTOR	HARLEY	FXD 135	2005	1.000	239.000.000	239.000.000
2946	701150 00188	SEPEDA MOTOR	HARLEY	FXD (1450cc)	2004	1.000	194.000.000	194.000.000
2947	701150 00188	SEPEDA MOTOR	HARLEY	FXD (1450cc)	2003	1.000	180.000.000	180.000.000
2948	701150 00188	SEPEDA MOTOR	HARLEY	FXD (1450cc)	2002	1.000	169.800.000	169.800.000
2949	701150 00188	SEPEDA MOTOR	HARLEY	FXD (1450cc)	2001	1.000	138.000.000	138.000.000
2950	701150 00188	SEPEDA MOTOR	HARLEY	FXD (1450cc)	2000	1.000	124.200.000	124.200.000
2951	701150 00188	SEPEDA MOTOR	HARLEY	FXD (1450cc)	1999	1.000	111.900.000	111.900.000
2952	701150 00190	SEPEDA MOTOR	HARLEY	FXD 35S.G ANYVERSARY (1450cc)	2007	1.000	259.600.000	259.600.000
2953	701150 00190	SEPEDA MOTOR	HARLEY	FXD 35S.G ANYVERSARY (1450cc)	2006	1.000	253.500.000	253.500.000
2954	701150 00191	SEPEDA MOTOR	HARLEY	FXD35 SUPERGLIDE ANNIVERSARY	2007	1.000	259.600.000	259.600.000
2955	701150 00191	SEPEDA MOTOR	HARLEY	FXD35 SUPERGLIDE ANNIVERSARY	2006	1.000	253.500.000	253.500.000
2956	701150 00192	SEPEDA MOTOR	HARLEY	FXDB DYNA STREET BOB (1584cc)	2015	1.000	331.300.000	331.300.000
2957	701150 00192	SEPEDA MOTOR	HARLEY	FXDB DYNA STREET BOB (1584cc)	2014	1.000	315.500.000	315.500.000
2958	701150 00192	SEPEDA MOTOR	HARLEY	FXDB DYNA STREET BOB (1584cc)	2013	1.000	300.600.000	300.600.000
2959	701150 00192	SEPEDA MOTOR	HARLEY	FXDB DYNA STREET BOB (1584cc)	2012	1.000	300.400.000	300.400.000
2960	701150 00192	SEPEDA MOTOR	HARLEY	FXDB DYNA STREET BOB (1584cc)	2011	1.000	300.100.000	300.100.000
2961	701150 00193	SEPEDA MOTOR	HARLEY	FXDB DYNA STREET BOB (1690cc)	2015	1.000	356.000.000	356.000.000
2962	701150 00193	SEPEDA MOTOR	HARLEY	FXDB DYNA STREET BOB (1690cc)	2014	1.000	339.000.000	339.000.000
2963	701150 00196	SEPEDA MOTOR	HARLEY	FXDBI DYNA STREET BOB	2005	1.000	270.000.000	270.000.000
2964	701150 00195	SEPEDA MOTOR	HARLEY	FXDBI DY STREET BOB (1450cc)	2007	1.000	290.900.000	290.900.000
2965	701150 00195	SEPEDA MOTOR	HARLEY	FXDBI DY STREET BOB (1450cc)	2006	1.000	286.300.000	286.300.000

NO	KODING	JENIS	MEREK	TIPE	TH BUAT	BOBOT	NJKB	DP PKB
1	2	3	4	5	6	7	8	9
2966	701150 00194	SEPEDA MOTOR	HARLEY	FXDB STREET BOB (1690cc)	2015	1.000	494,100,000	494,100,000
2967	701150 00197	SEPEDA MOTOR	HARLEY	FXDC	2010	1.000	245,700,000	245,700,000
2968	701150 00197	SEPEDA MOTOR	HARLEY	FXDC	2009	1.000	241,300,000	241,300,000
2969	701150 00197	SEPEDA MOTOR	HARLEY	FXDC	2008	1.000	234,400,000	234,400,000
2970	701150 00197	SEPEDA MOTOR	HARLEY	FXDC	2007	1.000	223,200,000	223,200,000
2971	701150 00197	SEPEDA MOTOR	HARLEY	FXDC	2006	1.000	217,200,000	217,200,000
2972	701150 00197	SEPEDA MOTOR	HARLEY	FXDC	2005	1.000	196,000,000	196,000,000
2973	701150 00199	SEPEDA MOTOR	HARLEY	FXDC DYNA SUPER GLIDE CUSTOM (1584cc)	2015	1.000	324,300,000	324,300,000
2974	701150 00199	SEPEDA MOTOR	HARLEY	FXDC DYNA SUPER GLIDE CUSTOM (1584cc)	2014	1.000	308,900,000	308,900,000
2975	701150 00199	SEPEDA MOTOR	HARLEY	FXDC DYNA SUPER GLIDE CUSTOM (1584cc)	2013	1.000	294,300,000	294,300,000
2976	701150 00199	SEPEDA MOTOR	HARLEY	FXDC DYNA SUPER GLIDE CUSTOM (1584cc)	2012	1.000	265,500,000	265,500,000
2977	701150 00199	SEPEDA MOTOR	HARLEY	FXDC DYNA SUPER GLIDE CUSTOM (1584cc)	2011	1.000	254,700,000	254,700,000
2978	701150 00200	SEPEDA MOTOR	HARLEY	FXDC DYNA SUPER GLIDE CUSTOM (1690cc)	2015	1.000	350,700,000	350,700,000
2979	701150 00200	SEPEDA MOTOR	HARLEY	FXDC DYNA SUPER GLIDE CUSTOM (1690cc)	2014	1.000	334,000,000	334,000,000
2980	701150 00198	SEPEDA MOTOR	HARLEY	FXDC DY 5G CUSTOM (1450cc)	2005	1.000	196,000,000	196,000,000
2981	701150 00201	SEPEDA MOTOR	HARLEY	FXDCI (1450cc)	2007	1.000	253,500,000	253,500,000
2982	701150 00201	SEPEDA MOTOR	HARLEY	FXDCI (1450cc)	2006	1.000	247,500,000	247,500,000
2983	701150 00202	SEPEDA MOTOR	HARLEY	FXDF (1584cc)	2010	1.000	274,500,000	274,500,000
2984	701150 00202	SEPEDA MOTOR	HARLEY	FXDF (1584cc)	2009	1.000	269,000,000	269,000,000
2985	701150 00203	SEPEDA MOTOR	HARLEY	FXDF DYNA FAT BOB (1584cc)	2012	1.000	292,500,000	292,500,000
2986	701150 00203	SEPEDA MOTOR	HARLEY	FXDF DYNA FAT BOB (1584cc)	2011	1.000	279,000,000	279,000,000
2987	701150 00204	SEPEDA MOTOR	HARLEY	FXDF DYNA FAT BOB (1690cc)	2015	1.000	387,000,000	387,000,000
2988	701150 00204	SEPEDA MOTOR	HARLEY	FXDF DYNA FAT BOB (1690cc)	2014	1.000	369,000,000	369,000,000
2989	701150 00204	SEPEDA MOTOR	HARLEY	FXDF DYNA FAT BOB (1690cc)	2013	1.000	360,700,000	360,700,000
2990	701150 00205	SEPEDA MOTOR	HARLEY	FXDF FAT BOB (1690cc)	2015	1.000	556,200,000	556,200,000
2991	701150 00206	SEPEDA MOTOR	HARLEY	FXDL (1340cc)	1999	1.000	111,900,000	111,900,000
2992	701150 00206	SEPEDA MOTOR	HARLEY	FXDL (1340cc)	1998	1.000	102,500,000	102,500,000
2993	701150 00206	SEPEDA MOTOR	HARLEY	FXDL (1340cc)	1997	1.000	100,000,000	100,000,000
2994	701150 00206	SEPEDA MOTOR	HARLEY	FXDL (1340cc)	1996	1.000	99,000,000	99,000,000
2995	701150 00206	SEPEDA MOTOR	HARLEY	FXDL (1340cc)	1995	1.000	97,000,000	97,000,000
2996	701150 00206	SEPEDA MOTOR	HARLEY	FXDL (1340cc)	1994	1.000	96,000,000	96,000,000
2997	701150 00206	SEPEDA MOTOR	HARLEY	FXDL (1340cc)	1993	1.000	95,100,000	95,100,000
2998	701150 00206	SEPEDA MOTOR	HARLEY	FXDL (1340cc)	1992	1.000	94,100,000	94,100,000
2999	701150 00206	SEPEDA MOTOR	HARLEY	FXDL (1340cc)	1991	1.000	93,100,000	93,100,000
3000	701150 00206	SEPEDA MOTOR	HARLEY	FXDL (1340cc)	1990	1.000	92,100,000	92,100,000
3001	701150 00206	SEPEDA MOTOR	HARLEY	FXDL (1340cc)	1989	1.000	92,000,000	92,000,000
3002	701150 00206	SEPEDA MOTOR	HARLEY	FXDL (1340cc)	1988	1.000	91,000,000	91,000,000
3003	701150 00206	SEPEDA MOTOR	HARLEY	FXDL (1340cc)	1987	1.000	86,600,000	86,600,000
3004	701150 00207	SEPEDA MOTOR	HARLEY	FXDL (1450cc)	2005	1.000	244,700,000	244,700,000
3005	701150 00207	SEPEDA MOTOR	HARLEY	FXDL (1450cc)	2004	1.000	233,000,000	233,000,000
3006	701150 00207	SEPEDA MOTOR	HARLEY	FXDL (1450cc)	2003	1.000	212,500,000	212,500,000
3007	701150 00207	SEPEDA MOTOR	HARLEY	FXDL (1450cc)	2002	1.000	207,200,000	207,200,000
3008	701150 00207	SEPEDA MOTOR	HARLEY	FXDL (1450cc)	2001	1.000	201,800,000	201,800,000
3009	701150 00207	SEPEDA MOTOR	HARLEY	FXDL (1450cc)	2000	1.000	124,200,000	124,200,000
3010	701150 00208	SEPEDA MOTOR	HARLEY	FXDL LOW RIDER (1690cc)	2015	1.000	569,700,000	569,700,000
3011	701150 00209	SEPEDA MOTOR	HARLEY	FXDP (1450cc)	2002	1.000	215,900,000	215,900,000
3012	701150 00337	SEPEDA MOTOR	HARLEY	FXDR 114	2019	1.000	615,600,000	615,600,000
3013	701150 00210	SEPEDA MOTOR	HARLEY	FXDS-CONV (1340cc)	1998	1.000	197,700,000	197,700,000
3014	701150 00210	SEPEDA MOTOR	HARLEY	FXDS-CONV (1340cc)	1997	1.000	187,200,000	187,200,000
3015	701150 00210	SEPEDA MOTOR	HARLEY	FXDS-CONV (1340cc)	1996	1.000	176,600,000	176,600,000
3016	701150 00210	SEPEDA MOTOR	HARLEY	FXDS-CONV (1340cc)	1995	1.000	165,600,000	165,600,000
3017	701150 00210	SEPEDA MOTOR	HARLEY	FXDS-CONV (1340cc)	1994	1.000	154,800,000	154,800,000
3018	701150 00210	SEPEDA MOTOR	HARLEY	FXDS-CONV (1340cc)	1993	1.000	146,700,000	146,700,000
3019	701150 00210	SEPEDA MOTOR	HARLEY	FXDS-CONV (1340cc)	1992	1.000	140,500,000	140,500,000
3020	701150 00210	SEPEDA MOTOR	HARLEY	FXDS-CONV (1340cc)	1991	1.000	127,200,000	127,200,000
3021	701150 00210	SEPEDA MOTOR	HARLEY	FXDS-CONV (1340cc)	1990	1.000	115,200,000	115,200,000
3022	701150 00210	SEPEDA MOTOR	HARLEY	FXDS-CONV (1340cc)	1989	1.000	106,300,000	106,300,000
3023	701150 00210	SEPEDA MOTOR	HARLEY	FXDS-CONV (1340cc)	1988	1.000	96,000,000	96,000,000
3024	701150 00210	SEPEDA MOTOR	HARLEY	FXDS-CONV (1340cc)	1987	1.000	86,600,000	86,600,000
3025	701150 00210	SEPEDA MOTOR	HARLEY	FXDS-CONV (1340cc)	1986	1.000	78,200,000	78,200,000
3026	701150 00210	SEPEDA MOTOR	HARLEY	FXDS-CONV (1340cc)	1985	1.000	70,400,000	70,400,000
3027	701150 00210	SEPEDA MOTOR	HARLEY	FXDS-CONV (1340cc)	1984	1.000	63,300,000	63,300,000
3028	701150 00211	SEPEDA MOTOR	HARLEY	FXDS-CONV (1450cc)	1999	1.000	207,600,000	207,600,000
3029	701150 00212	SEPEDA MOTOR	HARLEY	FXDWG (1340cc)	1998	1.000	106,700,000	106,700,000
3030	701150 00212	SEPEDA MOTOR	HARLEY	FXDWG (1340cc)	1995	1.000	74,300,000	74,300,000
3031	701150 00212	SEPEDA MOTOR	HARLEY	FXDWG (1340cc)	1994	1.000	68,400,000	68,400,000
3032	701150 00212	SEPEDA MOTOR	HARLEY	FXDWG (1340cc)	1993	1.000	62,400,000	62,400,000
3033	701150 00212	SEPEDA MOTOR	HARLEY	FXDWG (1340cc)	1992	1.000	57,200,000	57,200,000
3034	701150 00212	SEPEDA MOTOR	HARLEY	FXDWG (1340cc)	1991	1.000	50,500,000	50,500,000
3035	701150 00212	SEPEDA MOTOR	HARLEY	FXDWG (1340cc)	1990	1.000	45,600,000	45,600,000
3036	701150 00212	SEPEDA MOTOR	HARLEY	FXDWG (1340cc)	1989	1.000	42,300,000	42,300,000
3037	701150 00212	SEPEDA MOTOR	HARLEY	FXDWG (1340cc)	1988	1.000	38,200,000	38,200,000
3038	701150 00212	SEPEDA MOTOR	HARLEY	FXDWG (1340cc)	1987	1.000	34,500,000	34,500,000
3039	701150 00212	SEPEDA MOTOR	HARLEY	FXDWG (1340cc)	1986	1.000	32,000,000	32,000,000
3040	701150 00213	SEPEDA MOTOR	HARLEY	FXDWG (1450cc)	2004	1.000	245,000,000	245,000,000
3041	701150 00213	SEPEDA MOTOR	HARLEY	FXDWG (1450cc)	2003	1.000	221,400,000	221,400,000
3042	701150 00213	SEPEDA MOTOR	HARLEY	FXDWG (1450cc)	2002	1.000	215,900,000	215,900,000
3043	701150 00213	SEPEDA MOTOR	HARLEY	FXDWG (1450cc)	2001	1.000	210,400,000	210,400,000
3044	701150 00213	SEPEDA MOTOR	HARLEY	FXDWG (1450cc)	2000	1.000	189,300,000	189,300,000
3045	701150 00213	SEPEDA MOTOR	HARLEY	FXDWG (1450cc)	1999	1.000	112,100,000	112,100,000
3046	701150 00214	SEPEDA MOTOR	HARLEY	FXDWG DYNA WIDE GLIDE (1584cc)	2012	1.000	297,000,000	297,000,000
3047	701150 00214	SEPEDA MOTOR	HARLEY	FXDWG DYNA WIDE GLIDE (1584cc)	2011	1.000	285,300,000	285,300,000
3048	701150 00215	SEPEDA MOTOR	HARLEY	FXDWG DYNA WIDE GLIDE (1690cc)	2015	1.000	389,600,000	389,600,000
3049	701150 00215	SEPEDA MOTOR	HARLEY	FXDWG DYNA WIDE GLIDE (1690cc)	2014	1.000	371,000,000	371,000,000
3050	701150 00215	SEPEDA MOTOR	HARLEY	FXDWG DYNA WIDE GLIDE (1690cc)	2013	1.000	352,600,000	352,600,000
3051	701150 00216	SEPEDA MOTOR	HARLEY	FXDX	2005	1.000	221,000,000	221,000,000
3052	701150 00216	SEPEDA MOTOR	HARLEY	FXDX	2004	1.000	201,000,000	201,000,000
3053	701150 00216	SEPEDA MOTOR	HARLEY	FXDX	2003	1.000	195,600,000	195,600,000
3054	701150 00216	SEPEDA MOTOR	HARLEY	FXDX	2002	1.000	190,700,000	190,700,000
3055	701150 00216	SEPEDA MOTOR	HARLEY	FXDX	2001	1.000	169,000,000	169,000,000

NO	KODING	JENIS	MEREK	TIPE	TH BUAT	BOBOT	NJKB	DP PKB
1	2	3	4	5	6	7	8	9
3056	701150 00216	SEPEDA MOTOR	HARLEY	FXDX	2000	1.000	152,100,000	152,100,000
3057	701150 00216	SEPEDA MOTOR	HARLEY	FXDX	1999	1.000	106,500,000	106,500,000
3058	701150 00216	SEPEDA MOTOR	HARLEY	FXDX	1998	1.000	97,600,000	97,600,000
3059	701150 00216	SEPEDA MOTOR	HARLEY	FXDX	1997	1.000	89,300,000	89,300,000
3060	701150 00216	SEPEDA MOTOR	HARLEY	FXDX	1996	1.000	81,500,000	81,500,000
3061	701150 00216	SEPEDA MOTOR	HARLEY	FXDX	1995	1.000	74,300,000	74,300,000
3062	701150 00216	SEPEDA MOTOR	HARLEY	FXDX	1994	1.000	67,600,000	67,600,000
3063	701150 00216	SEPEDA MOTOR	HARLEY	FXDX	1993	1.000	61,400,000	61,400,000
3064	701150 00216	SEPEDA MOTOR	HARLEY	FXDX	1992	1.000	55,900,000	55,900,000
3065	701150 00216	SEPEDA MOTOR	HARLEY	FXDX	1991	1.000	50,500,000	50,500,000
3066	701150 00216	SEPEDA MOTOR	HARLEY	FXDX	1990	1.000	45,800,000	45,800,000
3067	701150 00216	SEPEDA MOTOR	HARLEY	FXDX	1989	1.000	42,300,000	42,300,000
3068	701150 00216	SEPEDA MOTOR	HARLEY	FXDX	1988	1.000	38,200,000	38,200,000
3069	701150 00216	SEPEDA MOTOR	HARLEY	FXDX	1987	1.000	34,500,000	34,500,000
3070	701150 00216	SEPEDA MOTOR	HARLEY	FXDX	1986	1.000	31,100,000	31,100,000
3071	701150 00217	SEPEDA MOTOR	HARLEY	FXDX (DYNA SUPER GLIDE SPORT)	2004	1.000	201,000,000	201,000,000
3072	701150 00218	SEPEDA MOTOR	HARLEY	FXDXT (1450cc)	2004	1.000	234,000,000	234,000,000
3073	701150 00218	SEPEDA MOTOR	HARLEY	FXDXT (1450cc)	2003	1.000	207,200,000	207,200,000
3074	701150 00218	SEPEDA MOTOR	HARLEY	FXDXT (1450cc)	2002	1.000	201,000,000	201,000,000
3075	701150 00218	SEPEDA MOTOR	HARLEY	FXDXT (1450cc)	2001	1.000	196,000,000	196,000,000
3076	701150 00219	SEPEDA MOTOR	HARLEY	FXFBS	2019	1.000	756,000,000	756,000,000
3077	701150 00219	SEPEDA MOTOR	HARLEY	FXFBS	2018	1.000	718,200,000	718,200,000
3078	701150 00220	SEPEDA MOTOR	HARLEY	FXLR	2019	1.000	648,000,000	648,000,000
3079	701150 00220	SEPEDA MOTOR	HARLEY	FXLR	2018	1.000	615,600,000	615,600,000
3080	701150 00221	SEPEDA MOTOR	HARLEY	FXR (1340cc)	1992	1.000	91,800,000	91,800,000
3081	701150 00221	SEPEDA MOTOR	HARLEY	FXR (1340cc)	1991	1.000	82,300,000	82,300,000
3082	701150 00221	SEPEDA MOTOR	HARLEY	FXR (1340cc)	1990	1.000	75,300,000	75,300,000
3083	701150 00221	SEPEDA MOTOR	HARLEY	FXR (1340cc)	1989	1.000	68,000,000	68,000,000
3084	701150 00221	SEPEDA MOTOR	HARLEY	FXR (1340cc)	1988	1.000	62,800,000	62,800,000
3085	701150 00221	SEPEDA MOTOR	HARLEY	FXR (1340cc)	1987	1.000	57,600,000	57,600,000
3086	701150 00221	SEPEDA MOTOR	HARLEY	FXR (1340cc)	1986	1.000	51,100,000	51,100,000
3087	701150 00221	SEPEDA MOTOR	HARLEY	FXR (1340cc)	1985	1.000	46,000,000	46,000,000
3088	701150 00221	SEPEDA MOTOR	HARLEY	FXR (1340cc)	1984	1.000	41,000,000	41,000,000
3089	701150 00222	SEPEDA MOTOR	HARLEY	FXR (750cc)	1989	1.000	69,500,000	69,500,000
3090	701150 00181	SEPEDA MOTOR	HARLEY	FX RPW 1340 CBU (1340cc)	1992	1.000	91,800,000	91,800,000
3091	701150 00224	SEPEDA MOTOR	HARLEY	FXSB BREAKOUT (1690cc)	2015	1.000	636,300,000	636,300,000
3092	701150 00226	SEPEDA MOTOR	HARLEY	FXSBSE SCREAMIN EAGLE BREAKOUT (1800cc)	2015	1.000	626,900,000	626,900,000
3093	701150 00226	SEPEDA MOTOR	HARLEY	FXSBSE SCREAMIN EAGLE BREAKOUT (1800cc)	2014	1.000	597,000,000	597,000,000
3094	701150 00226	SEPEDA MOTOR	HARLEY	FXSBSE SCREAMIN EAGLE BREAKOUT (1800cc)	2013	1.000	522,000,000	522,000,000
3095	701150 00225	SEPEDA MOTOR	HARLEY	FXSB SOFTAIL BREAK OUT (1690cc)	2015	1.000	444,000,000	444,000,000
3096	701150 00225	SEPEDA MOTOR	HARLEY	FXSB SOFTAIL BREAK OUT (1690cc)	2014	1.000	423,000,000	423,000,000
3097	701150 00223	SEPEDA MOTOR	HARLEY	FXS SOFTAIL BLACK LINE (1690cc)	2015	1.000	388,100,000	388,100,000
3098	701150 00223	SEPEDA MOTOR	HARLEY	FXS SOFTAIL BLACK LINE (1690cc)	2014	1.000	369,600,000	369,600,000
3099	701150 00223	SEPEDA MOTOR	HARLEY	FXS SOFTAIL BLACK LINE (1690cc)	2013	1.000	351,900,000	351,900,000
3100	701150 00223	SEPEDA MOTOR	HARLEY	FXS SOFTAIL BLACK LINE (1690cc)	2012	1.000	328,500,000	328,500,000
3101	701150 00227	SEPEDA MOTOR	HARLEY	FXST (1340cc)	2002	1.000	176,700,000	176,700,000
3102	701150 00227	SEPEDA MOTOR	HARLEY	FXST (1340cc)	2001	1.000	158,000,000	158,000,000
3103	701150 00227	SEPEDA MOTOR	HARLEY	FXST (1340cc)	2000	1.000	141,000,000	141,000,000
3104	701150 00227	SEPEDA MOTOR	HARLEY	FXST (1340cc)	1999	1.000	120,400,000	120,400,000
3105	701150 00227	SEPEDA MOTOR	HARLEY	FXST (1340cc)	1998	1.000	116,600,000	116,600,000
3106	701150 00227	SEPEDA MOTOR	HARLEY	FXST (1340cc)	1997	1.000	113,700,000	113,700,000
3107	701150 00227	SEPEDA MOTOR	HARLEY	FXST (1340cc)	1996	1.000	110,700,000	110,700,000
3108	701150 00227	SEPEDA MOTOR	HARLEY	FXST (1340cc)	1995	1.000	106,800,000	106,800,000
3109	701150 00227	SEPEDA MOTOR	HARLEY	FXST (1340cc)	1994	1.000	104,500,000	104,500,000
3110	701150 00227	SEPEDA MOTOR	HARLEY	FXST (1340cc)	1993	1.000	101,200,000	101,200,000
3111	701150 00227	SEPEDA MOTOR	HARLEY	FXST (1340cc)	1992	1.000	91,800,000	91,800,000
3112	701150 00227	SEPEDA MOTOR	HARLEY	FXST (1340cc)	1991	1.000	83,300,000	83,300,000
3113	701150 00227	SEPEDA MOTOR	HARLEY	FXST (1340cc)	1990	1.000	75,300,000	75,300,000
3114	701150 00227	SEPEDA MOTOR	HARLEY	FXST (1340cc)	1989	1.000	69,500,000	69,500,000
3115	701150 00227	SEPEDA MOTOR	HARLEY	FXST (1340cc)	1988	1.000	62,800,000	62,800,000
3116	701150 00227	SEPEDA MOTOR	HARLEY	FXST (1340cc)	1987	1.000	56,600,000	56,600,000
3117	701150 00227	SEPEDA MOTOR	HARLEY	FXST (1340cc)	1986	1.000	51,100,000	51,100,000
3118	701150 00227	SEPEDA MOTOR	HARLEY	FXST (1340cc)	1985	1.000	46,000,000	46,000,000
3119	701150 00227	SEPEDA MOTOR	HARLEY	FXST (1340cc)	1984	1.000	41,500,000	41,500,000
3120	701150 00228	SEPEDA MOTOR	HARLEY	FXST (1450cc)	2004	1.000	214,000,000	214,000,000
3121	701150 00228	SEPEDA MOTOR	HARLEY	FXST (1450cc)	2003	1.000	181,200,000	181,200,000
3122	701150 00228	SEPEDA MOTOR	HARLEY	FXST (1450cc)	2002	1.000	178,000,000	178,000,000
3123	701150 00228	SEPEDA MOTOR	HARLEY	FXST (1450cc)	2001	1.000	162,000,000	162,000,000
3124	701150 00228	SEPEDA MOTOR	HARLEY	FXST (1450cc)	2000	1.000	145,000,000	145,000,000
3125	701150 00229	SEPEDA MOTOR	HARLEY	FXSTB	2004	1.000	238,000,000	238,000,000
3126	701150 00229	SEPEDA MOTOR	HARLEY	FXSTB	2003	1.000	205,900,000	205,900,000
3127	701150 00229	SEPEDA MOTOR	HARLEY	FXSTB	2002	1.000	200,800,000	200,800,000
3128	701150 00229	SEPEDA MOTOR	HARLEY	FXSTB	2001	1.000	162,000,000	162,000,000
3129	701150 00229	SEPEDA MOTOR	HARLEY	FXSTB	2000	1.000	145,800,000	145,800,000
3130	701150 00229	SEPEDA MOTOR	HARLEY	FXSTB	1999	1.000	128,600,000	128,600,000
3131	701150 00182	SEPEDA MOTOR	HARLEY	FX STB (1450cc)	2002	1.000	200,800,000	200,800,000
3132	701150 00182	SEPEDA MOTOR	HARLEY	FX STB (1450cc)	2001	1.000	162,000,000	162,000,000
3133	701150 00182	SEPEDA MOTOR	HARLEY	FX STB (1450cc)	2000	1.000	145,800,000	145,800,000
3134	701150 00182	SEPEDA MOTOR	HARLEY	FX STB (1450cc)	1999	1.000	128,600,000	128,600,000
3135	701150 00230	SEPEDA MOTOR	HARLEY	FXSTBI (1450cc)	2007	1.000	265,000,000	265,000,000
3136	701150 00230	SEPEDA MOTOR	HARLEY	FXSTBI (1450cc)	2006	1.000	254,500,000	254,500,000
3137	701150 00230	SEPEDA MOTOR	HARLEY	FXSTBI (1450cc)	2004	1.000	240,000,000	240,000,000
3138	701150 00230	SEPEDA MOTOR	HARLEY	FXSTBI (1450cc)	2003	1.000	208,000,000	208,000,000
3139	701150 00230	SEPEDA MOTOR	HARLEY	FXSTBI (1450cc)	2002	1.000	202,800,000	202,800,000
3140	701150 00230	SEPEDA MOTOR	HARLEY	FXSTBI (1450cc)	2001	1.000	164,000,000	164,000,000
3141	701150 00230	SEPEDA MOTOR	HARLEY	FXSTBI (1450cc)	2000	1.000	147,000,000	147,000,000
3142	701150 00230	SEPEDA MOTOR	HARLEY	FXSTBI (1450cc)	1999	1.000	130,900,000	130,900,000
3143	701150 00230	SEPEDA MOTOR	HARLEY	FXSTBI (1450cc)	1998	1.000	115,600,000	115,600,000
3144	701150 00231	SEPEDA MOTOR	HARLEY	FXSTBI (NIGHT TRAIN)	2009	1.000	291,600,000	291,600,000
3145	701150 00231	SEPEDA MOTOR	HARLEY	FXSTBI (NIGHT TRAIN)	2008	1.000	283,200,000	283,200,000

NO	KODING	JENIS	MEREK	TIPE	TH BUAT	BOBOT	NJKB	DP PKB
1	2	3	4	5	6	7	8	9
3146	701150 00231	SEPEDA MOTOR	HARLEY	FXSTBI (NIGHT TRAIN)	2007	1.000	269,700,000	269,700,000
3147	701150 00231	SEPEDA MOTOR	HARLEY	FXSTBI (NIGHT TRAIN)	2006	1.000	264,600,000	264,600,000
3148	701150 00232	SEPEDA MOTOR	HARLEY	FXSTC (1340cc)	1999	1.000	122,800,000	122,800,000
3149	701150 00232	SEPEDA MOTOR	HARLEY	FXSTC (1340cc)	1998	1.000	111,600,000	111,600,000
3150	701150 00232	SEPEDA MOTOR	HARLEY	FXSTC (1340cc)	1997	1.000	102,000,000	102,000,000
3151	701150 00232	SEPEDA MOTOR	HARLEY	FXSTC (1340cc)	1996	1.000	93,100,000	93,100,000
3152	701150 00232	SEPEDA MOTOR	HARLEY	FXSTC (1340cc)	1995	1.000	84,900,000	84,900,000
3153	701150 00232	SEPEDA MOTOR	HARLEY	FXSTC (1340cc)	1994	1.000	77,300,000	77,300,000
3154	701150 00232	SEPEDA MOTOR	HARLEY	FXSTC (1340cc)	1993	1.000	70,300,000	70,300,000
3155	701150 00232	SEPEDA MOTOR	HARLEY	FXSTC (1340cc)	1992	1.000	63,700,000	63,700,000
3156	701150 00232	SEPEDA MOTOR	HARLEY	FXSTC (1340cc)	1991	1.000	57,800,000	57,800,000
3157	701150 00232	SEPEDA MOTOR	HARLEY	FXSTC (1340cc)	1990	1.000	52,200,000	52,200,000
3158	701150 00232	SEPEDA MOTOR	HARLEY	FXSTC (1340cc)	1989	1.000	48,300,000	48,300,000
3159	701150 00232	SEPEDA MOTOR	HARLEY	FXSTC (1340cc)	1988	1.000	43,600,000	43,600,000
3160	701150 00232	SEPEDA MOTOR	HARLEY	FXSTC (1340cc)	1987	1.000	39,400,000	39,400,000
3161	701150 00232	SEPEDA MOTOR	HARLEY	FXSTC (1340cc)	1986	1.000	35,500,000	35,500,000
3162	701150 00233	SEPEDA MOTOR	HARLEY	FXSTC (1450cc)	2003	1.000	208,000,000	208,000,000
3163	701150 00233	SEPEDA MOTOR	HARLEY	FXSTC (1450cc)	2002	1.000	202,800,000	202,800,000
3164	701150 00233	SEPEDA MOTOR	HARLEY	FXSTC (1450cc)	2001	1.000	197,600,000	197,600,000
3165	701150 00234	SEPEDA MOTOR	HARLEY	FXSTD (1340cc)	1998	1.000	111,600,000	111,600,000
3166	701150 00234	SEPEDA MOTOR	HARLEY	FXSTD (1340cc)	1997	1.000	102,000,000	102,000,000
3167	701150 00234	SEPEDA MOTOR	HARLEY	FXSTD (1340cc)	1996	1.000	93,100,000	93,100,000
3168	701150 00234	SEPEDA MOTOR	HARLEY	FXSTD (1340cc)	1995	1.000	84,900,000	84,900,000
3169	701150 00234	SEPEDA MOTOR	HARLEY	FXSTD (1340cc)	1994	1.000	77,300,000	77,300,000
3170	701150 00234	SEPEDA MOTOR	HARLEY	FXSTD (1340cc)	1993	1.000	70,300,000	70,300,000
3171	701150 00234	SEPEDA MOTOR	HARLEY	FXSTD (1340cc)	1992	1.000	63,700,000	63,700,000
3172	701150 00234	SEPEDA MOTOR	HARLEY	FXSTD (1340cc)	1991	1.000	57,800,000	57,800,000
3173	701150 00234	SEPEDA MOTOR	HARLEY	FXSTD (1340cc)	1990	1.000	52,200,000	52,200,000
3174	701150 00234	SEPEDA MOTOR	HARLEY	FXSTD (1340cc)	1989	1.000	48,300,000	48,300,000
3175	701150 00234	SEPEDA MOTOR	HARLEY	FXSTD (1340cc)	1988	1.000	43,600,000	43,600,000
3176	701150 00234	SEPEDA MOTOR	HARLEY	FXSTD (1340cc)	1987	1.000	39,400,000	39,400,000
3177	701150 00235	SEPEDA MOTOR	HARLEY	FXSTD (1450cc)	2004	1.000	256,000,000	256,000,000
3178	701150 00235	SEPEDA MOTOR	HARLEY	FXSTD (1450cc)	2003	1.000	227,200,000	227,200,000
3179	701150 00235	SEPEDA MOTOR	HARLEY	FXSTD (1450cc)	2002	1.000	221,600,000	221,600,000
3180	701150 00235	SEPEDA MOTOR	HARLEY	FXSTD (1450cc)	2001	1.000	215,900,000	215,900,000
3181	701150 00235	SEPEDA MOTOR	HARLEY	FXSTD (1450cc)	2000	1.000	194,300,000	194,300,000
3182	701150 00236	SEPEDA MOTOR	HARLEY	FXSTDI (1450cc)	2004	1.000	263,000,000	263,000,000
3183	701150 00236	SEPEDA MOTOR	HARLEY	FXSTDI (1450cc)	2003	1.000	236,500,000	236,500,000
3184	701150 00236	SEPEDA MOTOR	HARLEY	FXSTDI (1450cc)	2002	1.000	230,600,000	230,600,000
3185	701150 00236	SEPEDA MOTOR	HARLEY	FXSTDI (1450cc)	2001	1.000	224,600,000	224,600,000
3186	701150 00236	SEPEDA MOTOR	HARLEY	FXSTDI (1450cc)	2000	1.000	199,000,000	199,000,000
3187	701150 00237	SEPEDA MOTOR	HARLEY	FXSTI	2004	1.000	225,000,000	225,000,000
3188	701150 00237	SEPEDA MOTOR	HARLEY	FXSTI	2003	1.000	185,000,000	185,000,000
3189	701150 00237	SEPEDA MOTOR	HARLEY	FXSTI	2002	1.000	180,400,000	180,400,000
3190	701150 00237	SEPEDA MOTOR	HARLEY	FXSTI	2001	1.000	170,000,000	170,000,000
3191	701150 00238	SEPEDA MOTOR	HARLEY	FXSTS BAD BOY (1340cc)	1998	1.000	166,600,000	166,600,000
3192	701150 00238	SEPEDA MOTOR	HARLEY	FXSTS BAD BOY (1340cc)	1997	1.000	155,800,000	155,800,000
3193	701150 00238	SEPEDA MOTOR	HARLEY	FXSTS BAD BOY (1340cc)	1996	1.000	147,000,000	147,000,000
3194	701150 00238	SEPEDA MOTOR	HARLEY	FXSTS BAD BOY (1340cc)	1993	1.000	138,100,000	138,100,000
3195	701150 00238	SEPEDA MOTOR	HARLEY	FXSTS BAD BOY (1340cc)	1992	1.000	125,500,000	125,500,000
3196	701150 00238	SEPEDA MOTOR	HARLEY	FXSTS BAD BOY (1340cc)	1991	1.000	114,200,000	114,200,000
3197	701150 00238	SEPEDA MOTOR	HARLEY	FXSTS BAD BOY (1340cc)	1990	1.000	103,800,000	103,800,000
3198	701150 00238	SEPEDA MOTOR	HARLEY	FXSTS BAD BOY (1340cc)	1989	1.000	96,300,000	96,300,000
3199	701150 00239	SEPEDA MOTOR	HARLEY	FXSTS BAD BOY (1450cc)	2003	1.000	185,000,000	185,000,000
3200	701150 00239	SEPEDA MOTOR	HARLEY	FXSTS BAD BOY (1450cc)	2002	1.000	180,400,000	180,400,000
3201	701150 00239	SEPEDA MOTOR	HARLEY	FXSTS BAD BOY (1450cc)	2001	1.000	175,800,000	175,800,000
3202	701150 00240	SEPEDA MOTOR	HARLEY	HARLEY DAVIDSON	1993	1.000	147,000,000	147,000,000
3203	701150 00240	SEPEDA MOTOR	HARLEY	HARLEY DAVIDSON	1992	1.000	138,100,000	138,100,000
3204	701150 00240	SEPEDA MOTOR	HARLEY	HARLEY DAVIDSON	1991	1.000	125,500,000	125,500,000
3205	701150 00240	SEPEDA MOTOR	HARLEY	HARLEY DAVIDSON	1990	1.000	114,200,000	114,200,000
3206	701150 00240	SEPEDA MOTOR	HARLEY	HARLEY DAVIDSON	1989	1.000	105,900,000	105,900,000
3207	701150 00241	SEPEDA MOTOR	HARLEY	HERITAGE CLASIC (1340cc)	1992	1.000	98,000,000	98,000,000
3208	701150 00242	SEPEDA MOTOR	HARLEY	HERITAGE CLASIC (750cc)	1989	1.000	89,000,000	89,000,000
3209	701150 00243	SEPEDA MOTOR	HARLEY	HERITAGE SOFTAIL (1340cc)	1995	1.000	166,600,000	166,600,000
3210	701150 00243	SEPEDA MOTOR	HARLEY	HERITAGE SOFTAIL (1340cc)	1994	1.000	100,000,000	100,000,000
3211	701150 00243	SEPEDA MOTOR	HARLEY	HERITAGE SOFTAIL (1340cc)	1993	1.000	97,000,000	97,000,000
3212	701150 00243	SEPEDA MOTOR	HARLEY	HERITAGE SOFTAIL (1340cc)	1992	1.000	94,700,000	94,700,000
3213	701150 00243	SEPEDA MOTOR	HARLEY	HERITAGE SOFTAIL (1340cc)	1991	1.000	92,100,000	92,100,000
3214	701150 00243	SEPEDA MOTOR	HARLEY	HERITAGE SOFTAIL (1340cc)	1990	1.000	87,200,000	87,200,000
3215	701150 00243	SEPEDA MOTOR	HARLEY	HERITAGE SOFTAIL (1340cc)	1989	1.000	84,500,000	84,500,000
3216	701150 00243	SEPEDA MOTOR	HARLEY	HERITAGE SOFTAIL (1340cc)	1988	1.000	80,000,000	80,000,000
3217	701150 00243	SEPEDA MOTOR	HARLEY	HERITAGE SOFTAIL (1340cc)	1987	1.000	72,500,000	72,500,000
3218	701150 00243	SEPEDA MOTOR	HARLEY	HERITAGE SOFTAIL (1340cc)	1986	1.000	66,000,000	66,000,000
3219	701150 00243	SEPEDA MOTOR	HARLEY	HERITAGE SOFTAIL (1340cc)	1985	1.000	60,000,000	60,000,000
3220	701150 00244	SEPEDA MOTOR	HARLEY	HERITAGE SOFTAIL CLASSIC 1340cc BLA	2000	1.000	210,000,000	210,000,000
3221	701150 00244	SEPEDA MOTOR	HARLEY	HERITAGE SOFTAIL CLASSIC 1340cc BLA	1999	1.000	176,400,000	176,400,000
3222	701150 00244	SEPEDA MOTOR	HARLEY	HERITAGE SOFTAIL CLASSIC 1340cc BLA	1998	1.000	174,000,000	174,000,000
3223	701150 00244	SEPEDA MOTOR	HARLEY	HERITAGE SOFTAIL CLASSIC 1340cc BLA	1997	1.000	171,500,000	171,500,000
3224	701150 00244	SEPEDA MOTOR	HARLEY	HERITAGE SOFTAIL CLASSIC 1340cc BLA	1996	1.000	169,000,000	169,000,000
3225	701150 00244	SEPEDA MOTOR	HARLEY	HERITAGE SOFTAIL CLASSIC 1340cc BLA	1995	1.000	166,600,000	166,600,000
3226	701150 00244	SEPEDA MOTOR	HARLEY	HERITAGE SOFTAIL CLASSIC 1340cc BLA	1994	1.000	119,600,000	119,600,000
3227	701150 00244	SEPEDA MOTOR	HARLEY	HERITAGE SOFTAIL CLASSIC 1340cc BLA	1993	1.000	113,700,000	113,700,000
3228	701150 00244	SEPEDA MOTOR	HARLEY	HERITAGE SOFTAIL CLASSIC 1340cc BLA	1992	1.000	105,800,000	105,800,000
3229	701150 00244	SEPEDA MOTOR	HARLEY	HERITAGE SOFTAIL CLASSIC 1340cc BLA	1991	1.000	97,000,000	97,000,000
3230	701150 00244	SEPEDA MOTOR	HARLEY	HERITAGE SOFTAIL CLASSIC 1340cc BLA	1990	1.000	90,200,000	90,200,000
3231	701150 00244	SEPEDA MOTOR	HARLEY	HERITAGE SOFTAIL CLASSIC 1340cc BLA	1989	1.000	87,000,000	87,000,000
3232	701150 00244	SEPEDA MOTOR	HARLEY	HERITAGE SOFTAIL CLASSIC 1340cc BLA	1988	1.000	78,000,000	78,000,000
3233	701150 00244	SEPEDA MOTOR	HARLEY	HERITAGE SOFTAIL CLASSIC 1340cc BLA	1987	1.000	71,000,000	71,000,000
3234	701150 00244	SEPEDA MOTOR	HARLEY	HERITAGE SOFTAIL CLASSIC 1340cc BLA	1986	1.000	67,500,000	67,500,000
3235	701150 00245	SEPEDA MOTOR	HARLEY	HERITAGE SOFTAIL DELUXE	2005	1.000	261,000,000	261,000,000

NO	KODING	JENIS	MEREK	TIPE	TH BUAT	BOBOT	NJKB	DP PKB
1	2	3	4	5	6	7	8	9
3236	701150 00246	SEPEDA MOTOR	HARLEY	HERITAGE SOFTALL SPRINGER CLASSIC	2005	1.000	270,000,000	270,000,000
3237	701150 00247	SEPEDA MOTOR	HARLEY	HERITAGE SP1340PEARL (1340cc)	1999	1.000	125,500,000	125,500,000
3238	701150 00248	SEPEDA MOTOR	HARLEY	HERITAGE SPRINGER 1340cc PEARL	2000	1.000	139,500,000	139,500,000
3239	701150 00248	SEPEDA MOTOR	HARLEY	HERITAGE SPRINGER 1340cc PEARL	1999	1.000	125,500,000	125,500,000
3240	701150 00249	SEPEDA MOTOR	HARLEY	HERYTAG E CLASSIC - 1340cc	1980	1.000	45,000,000	45,000,000
3241	701150 00250	SEPEDA MOTOR	HARLEY	KH 900cc	1980	1.000	25,000,000	25,000,000
3242	701150 00251	SEPEDA MOTOR	HARLEY	ROAD KING (1000cc)	1990	1.000	66,600,000	66,600,000
3243	701150 00251	SEPEDA MOTOR	HARLEY	ROAD KING (1000cc)	1989	1.000	62,000,000	62,000,000
3244	701150 00252	SEPEDA MOTOR	HARLEY	ROAD KING (1340cc)	1995	1.000	110,100,000	110,100,000
3245	701150 00252	SEPEDA MOTOR	HARLEY	ROAD KING (1340cc)	1994	1.000	104,400,000	104,400,000
3246	701150 00252	SEPEDA MOTOR	HARLEY	ROAD KING (1340cc)	1993	1.000	91,500,000	91,500,000
3247	701150 00252	SEPEDA MOTOR	HARLEY	ROAD KING (1340cc)	1992	1.000	86,200,000	86,200,000
3248	701150 00252	SEPEDA MOTOR	HARLEY	ROAD KING (1340cc)	1991	1.000	83,300,000	83,300,000
3249	701150 00252	SEPEDA MOTOR	HARLEY	ROAD KING (1340cc)	1990	1.000	80,400,000	80,400,000
3250	701150 00252	SEPEDA MOTOR	HARLEY	ROAD KING (1340cc)	1989	1.000	75,000,000	75,000,000
3251	701150 00252	SEPEDA MOTOR	HARLEY	ROAD KING (1340cc)	1988	1.000	56,900,000	56,900,000
3252	701150 00252	SEPEDA MOTOR	HARLEY	ROAD KING (1340cc)	1987	1.000	34,500,000	34,500,000
3253	701150 00253	SEPEDA MOTOR	HARLEY	ROAD KING (1350cc)	1996	1.000	136,400,000	136,400,000
3254	701150 00254	SEPEDA MOTOR	HARLEY	ROAD KING (1450cc)	2001	1.000	196,800,000	196,800,000
3255	701150 00254	SEPEDA MOTOR	HARLEY	ROAD KING (1450cc)	2000	1.000	178,000,000	178,000,000
3256	701150 00254	SEPEDA MOTOR	HARLEY	ROAD KING (1450cc)	1999	1.000	157,800,000	157,800,000
3257	701150 00254	SEPEDA MOTOR	HARLEY	ROAD KING (1450cc)	1998	1.000	149,400,000	149,400,000
3258	701150 00254	SEPEDA MOTOR	HARLEY	ROAD KING (1450cc)	1997	1.000	143,100,000	143,100,000
3259	701150 00254	SEPEDA MOTOR	HARLEY	ROAD KING (1450cc)	1996	1.000	136,800,000	136,800,000
3260	701150 00254	SEPEDA MOTOR	HARLEY	ROAD KING (1450cc)	1995	1.000	121,500,000	121,500,000
3261	701150 00254	SEPEDA MOTOR	HARLEY	ROAD KING (1450cc)	1994	1.000	107,800,000	107,800,000
3262	701150 00254	SEPEDA MOTOR	HARLEY	ROAD KING (1450cc)	1993	1.000	100,900,000	100,900,000
3263	701150 00255	SEPEDA MOTOR	HARLEY	ROAD KING CLASSIC PEARL / TWO TONE	2000	1.000	174,000,000	174,000,000
3264	701150 00255	SEPEDA MOTOR	HARLEY	ROAD KING CLASSIC PEARL / TWO TONE	1999	1.000	125,500,000	125,500,000
3265	701150 00256	SEPEDA MOTOR	HARLEY	ROAD KING PEARL CAST / PEARL LACED	2000	1.000	135,000,000	135,000,000
3266	701150 00256	SEPEDA MOTOR	HARLEY	ROAD KING PEARL CAST / PEARL LACED	1999	1.000	127,400,000	127,400,000
3267	701150 00257	SEPEDA MOTOR	HARLEY	ROAD KING TWO TONE/CAST	2001	1.000	178,000,000	178,000,000
3268	701150 00257	SEPEDA MOTOR	HARLEY	ROAD KING TWO TONE/CAST	2000	1.000	175,000,000	175,000,000
3269	701150 00257	SEPEDA MOTOR	HARLEY	ROAD KING TWO TONE/CAST	1999	1.000	125,600,000	125,600,000
3270	701150 00258	SEPEDA MOTOR	HARLEY	SM SOLO 1200 cc	1980	1.000	25,000,000	25,000,000
3271	701150 00259	SEPEDA MOTOR	HARLEY	SN FLTR (1450cc)	1999	1.000	147,300,000	147,300,000
3272	701150 00260	SEPEDA MOTOR	HARLEY	SOFTAIL (1340cc)	1980	1.000	41,000,000	41,000,000
3273	701150 00261	SEPEDA MOTOR	HARLEY	SOFTAIL CUSTOM (1200cc)	1994	1.000	115,600,000	115,600,000
3274	701150 00262	SEPEDA MOTOR	HARLEY	SOFTAIL CUSTOM (1340cc)	1997	1.000	111,700,000	111,700,000
3275	701150 00262	SEPEDA MOTOR	HARLEY	SOFTAIL CUSTOM (1340cc)	1996	1.000	108,000,000	108,000,000
3276	701150 00262	SEPEDA MOTOR	HARLEY	SOFTAIL CUSTOM (1340cc)	1995	1.000	101,900,000	101,900,000
3277	701150 00262	SEPEDA MOTOR	HARLEY	SOFTAIL CUSTOM (1340cc)	1994	1.000	95,100,000	95,100,000
3278	701150 00262	SEPEDA MOTOR	HARLEY	SOFTAIL CUSTOM (1340cc)	1993	1.000	90,800,000	90,800,000
3279	701150 00262	SEPEDA MOTOR	HARLEY	SOFTAIL CUSTOM (1340cc)	1992	1.000	88,200,000	88,200,000
3280	701150 00262	SEPEDA MOTOR	HARLEY	SOFTAIL CUSTOM (1340cc)	1991	1.000	85,300,000	85,300,000
3281	701150 00262	SEPEDA MOTOR	HARLEY	SOFTAIL CUSTOM (1340cc)	1990	1.000	82,300,000	82,300,000
3282	701150 00262	SEPEDA MOTOR	HARLEY	SOFTAIL CUSTOM (1340cc)	1989	1.000	81,000,000	81,000,000
3283	701150 00262	SEPEDA MOTOR	HARLEY	SOFTAIL CUSTOM (1340cc)	1988	1.000	75,500,000	75,500,000
3284	701150 00262	SEPEDA MOTOR	HARLEY	SOFTAIL CUSTOM (1340cc)	1987	1.000	73,000,000	73,000,000
3285	701150 00262	SEPEDA MOTOR	HARLEY	SOFTAIL CUSTOM (1340cc)	1986	1.000	71,000,000	71,000,000
3286	701150 00262	SEPEDA MOTOR	HARLEY	SOFTAIL CUSTOM (1340cc)	1985	1.000	69,000,000	69,000,000
3287	701150 00262	SEPEDA MOTOR	HARLEY	SOFTAIL CUSTOM (1340cc)	1984	1.000	67,000,000	67,000,000
3288	701150 00262	SEPEDA MOTOR	HARLEY	SOFTAIL CUSTOM (1340cc)	1983	1.000	65,200,000	65,200,000
3289	701150 00263	SEPEDA MOTOR	HARLEY	SOFTAIL CUSTOM 1.340cc PEARL/TWO TONE	2001	1.000	150,300,000	150,300,000
3290	701150 00263	SEPEDA MOTOR	HARLEY	SOFTAIL CUSTOM 1.340cc PEARL/TWO TONE	2000	1.000	130,000,000	130,000,000
3291	701150 00263	SEPEDA MOTOR	HARLEY	SOFTAIL CUSTOM 1.340cc PEARL/TWO TONE	1999	1.000	124,900,000	124,900,000
3292	701150 00264	SEPEDA MOTOR	HARLEY	SOLO 1200 cc	1980	1.000	25,000,000	25,000,000
3293	701150 00265	SEPEDA MOTOR	HARLEY	SPORSTER 1000	1978	1.000	33,000,000	33,000,000
3294	701150 00266	SEPEDA MOTOR	HARLEY	SPORSTER 883cc	1980	1.000	25,000,000	25,000,000
3295	701150 00267	SEPEDA MOTOR	HARLEY	SPORSTER 900cc	1980	1.000	25,000,000	25,000,000
3296	701150 00268	SEPEDA MOTOR	HARLEY	SPORTSTER (1200cc)	2007	1.000	136,400,000	136,400,000
3297	701150 00268	SEPEDA MOTOR	HARLEY	SPORTSTER (1200cc)	2006	1.000	134,300,000	134,300,000
3298	701150 00268	SEPEDA MOTOR	HARLEY	SPORTSTER (1200cc)	2005	1.000	128,000,000	128,000,000
3299	701150 00268	SEPEDA MOTOR	HARLEY	SPORTSTER (1200cc)	2004	1.000	123,000,000	123,000,000
3300	701150 00268	SEPEDA MOTOR	HARLEY	SPORTSTER (1200cc)	2003	1.000	119,000,000	119,000,000
3301	701150 00268	SEPEDA MOTOR	HARLEY	SPORTSTER (1200cc)	2002	1.000	116,000,000	116,000,000
3302	701150 00268	SEPEDA MOTOR	HARLEY	SPORTSTER (1200cc)	2001	1.000	114,000,000	114,000,000
3303	701150 00268	SEPEDA MOTOR	HARLEY	SPORTSTER (1200cc)	2000	1.000	102,000,000	102,000,000
3304	701150 00268	SEPEDA MOTOR	HARLEY	SPORTSTER (1200cc)	1999	1.000	98,000,000	98,000,000
3305	701150 00268	SEPEDA MOTOR	HARLEY	SPORTSTER (1200cc)	1998	1.000	96,000,000	96,000,000
3306	701150 00268	SEPEDA MOTOR	HARLEY	SPORTSTER (1200cc)	1997	1.000	94,100,000	94,100,000
3307	701150 00268	SEPEDA MOTOR	HARLEY	SPORTSTER (1200cc)	1996	1.000	93,100,000	93,100,000
3308	701150 00268	SEPEDA MOTOR	HARLEY	SPORTSTER (1200cc)	1995	1.000	91,100,000	91,100,000
3309	701150 00268	SEPEDA MOTOR	HARLEY	SPORTSTER (1200cc)	1994	1.000	82,300,000	82,300,000
3310	701150 00268	SEPEDA MOTOR	HARLEY	SPORTSTER (1200cc)	1993	1.000	73,000,000	73,000,000
3311	701150 00268	SEPEDA MOTOR	HARLEY	SPORTSTER (1200cc)	1992	1.000	67,600,000	67,600,000
3312	701150 00268	SEPEDA MOTOR	HARLEY	SPORTSTER (1200cc)	1991	1.000	62,700,000	62,700,000
3313	701150 00268	SEPEDA MOTOR	HARLEY	SPORTSTER (1200cc)	1990	1.000	57,800,000	57,800,000
3314	701150 00268	SEPEDA MOTOR	HARLEY	SPORTSTER (1200cc)	1989	1.000	54,000,000	54,000,000
3315	701150 00268	SEPEDA MOTOR	HARLEY	SPORTSTER (1200cc)	1988	1.000	49,000,000	49,000,000
3316	701150 00268	SEPEDA MOTOR	HARLEY	SPORTSTER (1200cc)	1987	1.000	44,000,000	44,000,000
3317	701150 00268	SEPEDA MOTOR	HARLEY	SPORTSTER (1200cc)	1986	1.000	41,900,000	41,900,000
3318	701150 00268	SEPEDA MOTOR	HARLEY	SPORTSTER (1200cc)	1985	1.000	39,800,000	39,800,000
3319	701150 00268	SEPEDA MOTOR	HARLEY	SPORTSTER (1200cc)	1984	1.000	37,600,000	37,600,000
3320	701150 00268	SEPEDA MOTOR	HARLEY	SPORTSTER (1200cc)	1983	1.000	35,600,000	35,600,000
3321	701150 00268	SEPEDA MOTOR	HARLEY	SPORTSTER (1200cc)	1982	1.000	33,000,000	33,000,000
3322	701150 00268	SEPEDA MOTOR	HARLEY	SPORTSTER (1200cc)	1981	1.000	31,000,000	31,000,000
3323	701150 00268	SEPEDA MOTOR	HARLEY	SPORTSTER (1200cc)	1980	1.000	29,000,000	29,000,000
3324	701150 00269	SEPEDA MOTOR	HARLEY	SPORTSTER (883cc)	2007	1.000	134,300,000	134,300,000
3325	701150 00269	SEPEDA MOTOR	HARLEY	SPORTSTER (883cc)	2006	1.000	131,300,000	131,300,000

NO	KODING	JENIS	MEREK	TIPE	TH BUAT	BOBOT	NJKB	DP PKB
1	2	3	4	5	6	7	8	9
3326	701150 00269	SEPEDA MOTOR	HARLEY	SPORTSTER (883cc)	2005	1.000	125,000,000	125,000,000
3327	701150 00269	SEPEDA MOTOR	HARLEY	SPORTSTER (883cc)	2004	1.000	120,000,000	120,000,000
3328	701150 00269	SEPEDA MOTOR	HARLEY	SPORTSTER (883cc)	2003	1.000	116,000,000	116,000,000
3329	701150 00269	SEPEDA MOTOR	HARLEY	SPORTSTER (883cc)	2002	1.000	113,000,000	113,000,000
3330	701150 00269	SEPEDA MOTOR	HARLEY	SPORTSTER (883cc)	2001	1.000	111,000,000	111,000,000
3331	701150 00269	SEPEDA MOTOR	HARLEY	SPORTSTER (883cc)	2000	1.000	99,000,000	99,000,000
3332	701150 00269	SEPEDA MOTOR	HARLEY	SPORTSTER (883cc)	1999	1.000	95,100,000	95,100,000
3333	701150 00269	SEPEDA MOTOR	HARLEY	SPORTSTER (883cc)	1998	1.000	93,100,000	93,100,000
3334	701150 00269	SEPEDA MOTOR	HARLEY	SPORTSTER (883cc)	1997	1.000	91,100,000	91,100,000
3335	701150 00269	SEPEDA MOTOR	HARLEY	SPORTSTER (883cc)	1996	1.000	88,200,000	88,200,000
3336	701150 00269	SEPEDA MOTOR	HARLEY	SPORTSTER (883cc)	1995	1.000	86,400,000	86,400,000
3337	701150 00269	SEPEDA MOTOR	HARLEY	SPORTSTER (883cc)	1994	1.000	79,400,000	79,400,000
3338	701150 00269	SEPEDA MOTOR	HARLEY	SPORTSTER (883cc)	1993	1.000	71,100,000	71,100,000
3339	701150 00269	SEPEDA MOTOR	HARLEY	SPORTSTER (883cc)	1992	1.000	65,700,000	65,700,000
3340	701150 00269	SEPEDA MOTOR	HARLEY	SPORTSTER (883cc)	1991	1.000	60,800,000	60,800,000
3341	701150 00269	SEPEDA MOTOR	HARLEY	SPORTSTER (883cc)	1990	1.000	55,900,000	55,900,000
3342	701150 00269	SEPEDA MOTOR	HARLEY	SPORTSTER (883cc)	1989	1.000	52,000,000	52,000,000
3343	701150 00269	SEPEDA MOTOR	HARLEY	SPORTSTER (883cc)	1988	1.000	47,000,000	47,000,000
3344	701150 00269	SEPEDA MOTOR	HARLEY	SPORTSTER (883cc)	1987	1.000	42,000,000	42,000,000
3345	701150 00269	SEPEDA MOTOR	HARLEY	SPORTSTER (883cc)	1986	1.000	39,900,000	39,900,000
3346	701150 00269	SEPEDA MOTOR	HARLEY	SPORTSTER (883cc)	1985	1.000	37,800,000	37,800,000
3347	701150 00269	SEPEDA MOTOR	HARLEY	SPORTSTER (883cc)	1984	1.000	35,600,000	35,600,000
3348	701150 00269	SEPEDA MOTOR	HARLEY	SPORTSTER (883cc)	1983	1.000	33,600,000	33,600,000
3349	701150 00269	SEPEDA MOTOR	HARLEY	SPORTSTER (883cc)	1982	1.000	31,000,000	31,000,000
3350	701150 00269	SEPEDA MOTOR	HARLEY	SPORTSTER (883cc)	1981	1.000	29,000,000	29,000,000
3351	701150 00269	SEPEDA MOTOR	HARLEY	SPORTSTER (883cc)	1980	1.000	27,000,000	27,000,000
3352	701150 00270	SEPEDA MOTOR	HARLEY	SPORTSTER PEARL	2000	1.000	103,000,000	103,000,000
3353	701150 00270	SEPEDA MOTOR	HARLEY	SPORTSTER PEARL	1991	1.000	63,700,000	63,700,000
3354	701150 00270	SEPEDA MOTOR	HARLEY	SPORTSTER PEARL	1985	1.000	40,000,000	40,000,000
3355	701150 00271	SEPEDA MOTOR	HARLEY	SPORTSTER XL (883cc)	2007	1.000	166,700,000	166,700,000
3356	701150 00271	SEPEDA MOTOR	HARLEY	SPORTSTER XL (883cc)	2006	1.000	162,600,000	162,600,000
3357	701150 00271	SEPEDA MOTOR	HARLEY	SPORTSTER XL (883cc)	2005	1.000	148,000,000	148,000,000
3358	701150 00271	SEPEDA MOTOR	HARLEY	SPORTSTER XL (883cc)	2004	1.000	129,000,000	129,000,000
3359	701150 00271	SEPEDA MOTOR	HARLEY	SPORTSTER XL (883cc)	2003	1.000	122,000,000	122,000,000
3360	701150 00271	SEPEDA MOTOR	HARLEY	SPORTSTER XL (883cc)	2002	1.000	115,500,000	115,500,000
3361	701150 00271	SEPEDA MOTOR	HARLEY	SPORTSTER XL (883cc)	2001	1.000	110,000,000	110,000,000
3362	701150 00271	SEPEDA MOTOR	HARLEY	SPORTSTER XL (883cc)	2000	1.000	105,000,000	105,000,000
3363	701150 00271	SEPEDA MOTOR	HARLEY	SPORTSTER XL (883cc)	1999	1.000	96,000,000	96,000,000
3364	701150 00271	SEPEDA MOTOR	HARLEY	SPORTSTER XL (883cc)	1998	1.000	94,100,000	94,100,000
3365	701150 00271	SEPEDA MOTOR	HARLEY	SPORTSTER XL (883cc)	1997	1.000	92,100,000	92,100,000
3366	701150 00271	SEPEDA MOTOR	HARLEY	SPORTSTER XL (883cc)	1996	1.000	89,200,000	89,200,000
3367	701150 00271	SEPEDA MOTOR	HARLEY	SPORTSTER XL (883cc)	1995	1.000	87,400,000	87,400,000
3368	701150 00271	SEPEDA MOTOR	HARLEY	SPORTSTER XL (883cc)	1994	1.000	80,400,000	80,400,000
3369	701150 00271	SEPEDA MOTOR	HARLEY	SPORTSTER XL (883cc)	1993	1.000	72,000,000	72,000,000
3370	701150 00271	SEPEDA MOTOR	HARLEY	SPORTSTER XL (883cc)	1992	1.000	66,600,000	66,600,000
3371	701150 00271	SEPEDA MOTOR	HARLEY	SPORTSTER XL (883cc)	1991	1.000	61,700,000	61,700,000
3372	701150 00271	SEPEDA MOTOR	HARLEY	SPORTSTER XL (883cc)	1990	1.000	56,800,000	56,800,000
3373	701150 00271	SEPEDA MOTOR	HARLEY	SPORTSTER XL (883cc)	1989	1.000	53,000,000	53,000,000
3374	701150 00271	SEPEDA MOTOR	HARLEY	SPORTSTER XL (883cc)	1988	1.000	48,000,000	48,000,000
3375	701150 00271	SEPEDA MOTOR	HARLEY	SPORTSTER XL (883cc)	1987	1.000	43,000,000	43,000,000
3376	701150 00271	SEPEDA MOTOR	HARLEY	SPORTSTER XL (883cc)	1986	1.000	40,900,000	40,900,000
3377	701150 00271	SEPEDA MOTOR	HARLEY	SPORTSTER XL (883cc)	1985	1.000	38,800,000	38,800,000
3378	701150 00271	SEPEDA MOTOR	HARLEY	SPORTSTER XL (883cc)	1984	1.000	36,600,000	36,600,000
3379	701150 00271	SEPEDA MOTOR	HARLEY	SPORTSTER XL (883cc)	1983	1.000	34,600,000	34,600,000
3380	701150 00271	SEPEDA MOTOR	HARLEY	SPORTSTER XL (883cc)	1982	1.000	32,000,000	32,000,000
3381	701150 00271	SEPEDA MOTOR	HARLEY	SPORTSTER XL (883cc)	1981	1.000	30,000,000	30,000,000
3382	701150 00271	SEPEDA MOTOR	HARLEY	SPORTSTER XL (883cc)	1980	1.000	28,000,000	28,000,000
3383	701150 00272	SEPEDA MOTOR	HARLEY	TIWNCM POLICE (1200cc)	1995	1.000	147,000,000	147,000,000
3384	701150 00273	SEPEDA MOTOR	HARLEY	ULTRA CLA EL GLI T T (1340cc)	1992	1.000	77,400,000	77,400,000
3385	701150 00274	SEPEDA MOTOR	HARLEY	ULTRA CLASSIC (1340cc)	1993	1.000	101,900,000	101,900,000
3386	701150 00275	SEPEDA MOTOR	HARLEY	ULTRA CLASSIC (1450cc)	2001	1.000	173,300,000	173,300,000
3387	701150 00277	SEPEDA MOTOR	HARLEY	ULTRA CLASSIC ELECTRA GLIDE TWO TONE	2001	1.000	173,000,000	173,000,000
3388	701150 00277	SEPEDA MOTOR	HARLEY	ULTRA CLASSIC ELECTRA GLIDE TWO TONE	2000	1.000	171,000,000	171,000,000
3389	701150 00277	SEPEDA MOTOR	HARLEY	ULTRA CLASSIC ELECTRA GLIDE TWO TONE	1999	1.000	158,800,000	158,800,000
3390	701150 00276	SEPEDA MOTOR	HARLEY	ULTRA CLASSIC EL GLI (1340cc)	1994	1.000	107,300,000	107,300,000
3391	701150 00276	SEPEDA MOTOR	HARLEY	ULTRA CLASSIC EL GLI (1340cc)	1989	1.000	97,200,000	97,200,000
3392	701150 00276	SEPEDA MOTOR	HARLEY	ULTRA CLASSIC EL GLI (1340cc)	1988	1.000	94,500,000	94,500,000
3393	701150 00278	SEPEDA MOTOR	HARLEY	ULTRA CLASSIC FLHT C (1340cc)	1995	1.000	142,100,000	142,100,000
3394	701150 00279	SEPEDA MOTOR	HARLEY	ULTRA CLASSIC FLHT C (1450cc)	2001	1.000	204,000,000	204,000,000
3395	701150 00280	SEPEDA MOTOR	HARLEY	VR0D SCREAMIN EAGLE (1250cc)	2005	1.000	355,000,000	355,000,000
3396	701150 00282	SEPEDA MOTOR	HARLEY	VRSCA (1130cc)	2004	1.000	310,000,000	310,000,000
3397	701150 00282	SEPEDA MOTOR	HARLEY	VRSCA (1130cc)	2003	1.000	308,000,000	308,000,000
3398	701150 00282	SEPEDA MOTOR	HARLEY	VRSCA (1130cc)	2002	1.000	298,000,000	298,000,000
3399	701150 00282	SEPEDA MOTOR	HARLEY	VRSCA (1130cc)	2001	1.000	215,000,000	215,000,000
3400	701150 00282	SEPEDA MOTOR	HARLEY	VRSCA (1130cc)	2000	1.000	175,000,000	175,000,000
3401	701150 00282	SEPEDA MOTOR	HARLEY	VRSCA (1130cc)	1999	1.000	147,000,000	147,000,000
3402	701150 00283	SEPEDA MOTOR	HARLEY	VRSCB V-ROAD (1130cc)	2004	1.000	263,000,000	263,000,000
3403	701150 00284	SEPEDA MOTOR	HARLEY	VRSCD	2009	1.000	359,000,000	359,000,000
3404	701150 00284	SEPEDA MOTOR	HARLEY	VRSCD	2005	1.000	307,000,000	307,000,000
3405	701150 00285	SEPEDA MOTOR	HARLEY	VRSCD NIGHT ROAD (1130cc)	2007	1.000	329,300,000	329,300,000
3406	701150 00285	SEPEDA MOTOR	HARLEY	VRSCD NIGHT ROAD (1130cc)	2006	1.000	325,200,000	325,200,000
3407	701150 00286	SEPEDA MOTOR	HARLEY	VRSCDX (1250cc)	2010	1.000	359,100,000	359,100,000
3408	701150 00287	SEPEDA MOTOR	HARLEY	VRSCDX ANV NIGHT ROD SPECIAL ANNIVERSARY	2012	1.000	364,500,000	364,500,000
3409	701150 00288	SEPEDA MOTOR	HARLEY	VRSCDX NIGHT ROD SPECIAL (1250cc)	2015	1.000	598,500,000	598,500,000
3410	701150 00288	SEPEDA MOTOR	HARLEY	VRSCDX NIGHT ROD SPECIAL (1250cc)	2014	1.000	568,600,000	568,600,000
3411	701150 00288	SEPEDA MOTOR	HARLEY	VRSCDX NIGHT ROD SPECIAL (1250cc)	2013	1.000	540,200,000	540,200,000
3412	701150 00288	SEPEDA MOTOR	HARLEY	VRSCDX NIGHT ROD SPECIAL (1250cc)	2012	1.000	513,200,000	513,200,000
3413	701150 00288	SEPEDA MOTOR	HARLEY	VRSCDX NIGHT ROD SPECIAL (1250cc)	2011	1.000	487,500,000	487,500,000
3414	701150 00289	SEPEDA MOTOR	HARLEY	VRSCF V-ROD MUSCLE (1250cc)	2015	1.000	598,500,000	598,500,000
3415	701150 00289	SEPEDA MOTOR	HARLEY	VRSCF V-ROD MUSCLE (1250cc)	2014	1.000	568,600,000	568,600,000

NO	KODING	JENIS	MEREK	TIPE	TH BUAT	BOBOT	NJKB	DP PKB
1	2	3	4	5	6	7	8	9
3416	701150 00289	SEPEDA MOTOR	HARLEY	VRSCF V-ROD MUSCLE (1250cc)	2013	1.000	540,200,000	540,200,000
3417	701150 00289	SEPEDA MOTOR	HARLEY	VRSCF V-ROD MUSCLE (1250cc)	2012	1.000	513,200,000	513,200,000
3418	701150 00289	SEPEDA MOTOR	HARLEY	VRSCF V-ROD MUSCLE (1250cc)	2011	1.000	487,500,000	487,500,000
3419	701150 00290	SEPEDA MOTOR	HARLEY	VRSCR	2007	1.000	324,200,000	324,200,000
3420	701150 00290	SEPEDA MOTOR	HARLEY	VRSCR	2006	1.000	318,200,000	318,200,000
3421	701150 00290	SEPEDA MOTOR	HARLEY	VRSCR	2005	1.000	274,000,000	274,000,000
3422	701150 00291	SEPEDA MOTOR	HARLEY	VRSCR V.ROD ROADSTER (1130cc)	2005	1.000	274,000,000	274,000,000
3423	701150 00281	SEPEDA MOTOR	HARLEY	VRSC SE/1.130cc	2007	1.000	366,600,000	366,600,000
3424	701150 00281	SEPEDA MOTOR	HARLEY	VRSC SE/1.130cc	2006	1.000	363,600,000	363,600,000
3425	701150 00281	SEPEDA MOTOR	HARLEY	VRSC SE/1.130cc	2005	1.000	355,000,000	355,000,000
3426	701150 00293	SEPEDA MOTOR	HARLEY	VRSCSE2 (1250cc)	2007	1.000	446,400,000	446,400,000
3427	701150 00293	SEPEDA MOTOR	HARLEY	VRSCSE2 (1250cc)	2006	1.000	442,400,000	442,400,000
3428	701150 00292	SEPEDA MOTOR	HARLEY	VRSCSE 2V ROD SCREAMIN EAGLE/1.250c	2005	1.000	382,000,000	382,000,000
3429	701150 00294	SEPEDA MOTOR	HARLEY	WL/WLA/WLC 750cc	1980	1.000	15,000,000	15,000,000
3430	701150 00296	SEPEDA MOTOR	HARLEY	XG500	2019	1.000	257,400,000	257,400,000
3431	701150 00296	SEPEDA MOTOR	HARLEY	XG500	2018	1.000	244,600,000	244,600,000
3432	701150 00295	SEPEDA MOTOR	HARLEY	XG 500 STREET 500	2015	1.000	197,100,000	197,100,000
3433	701150 00297	SEPEDA MOTOR	HARLEY	XG750A	2018	1.000	361,400,000	361,400,000
3434	701150 00298	SEPEDA MOTOR	HARLEY	XL - 1000	1980	1.000	25,000,000	25,000,000
3435	701150 00300	SEPEDA MOTOR	HARLEY	XL 1200 (1200cc)	2007	1.000	189,900,000	189,900,000
3436	701150 00300	SEPEDA MOTOR	HARLEY	XL 1200 (1200cc)	2006	1.000	184,800,000	184,800,000
3437	701150 00300	SEPEDA MOTOR	HARLEY	XL 1200 (1200cc)	2005	1.000	177,000,000	177,000,000
3438	701150 00300	SEPEDA MOTOR	HARLEY	XL 1200 (1200cc)	2004	1.000	156,000,000	156,000,000
3439	701150 00300	SEPEDA MOTOR	HARLEY	XL 1200 (1200cc)	2003	1.000	136,200,000	136,200,000
3440	701150 00300	SEPEDA MOTOR	HARLEY	XL 1200 (1200cc)	2002	1.000	132,800,000	132,800,000
3441	701150 00300	SEPEDA MOTOR	HARLEY	XL 1200 (1200cc)	2001	1.000	129,400,000	129,400,000
3442	701150 00300	SEPEDA MOTOR	HARLEY	XL 1200 (1200cc)	2000	1.000	110,000,000	110,000,000
3443	701150 00300	SEPEDA MOTOR	HARLEY	XL 1200 (1200cc)	1999	1.000	99,000,000	99,000,000
3444	701150 00301	SEPEDA MOTOR	HARLEY	XL 1200 C	2019	1.000	433,800,000	433,800,000
3445	701150 00301	SEPEDA MOTOR	HARLEY	XL 1200 C	2010	1.000	238,600,000	238,600,000
3446	701150 00301	SEPEDA MOTOR	HARLEY	XL 1200 C	2009	1.000	226,700,000	226,700,000
3447	701150 00301	SEPEDA MOTOR	HARLEY	XL 1200 C	2008	1.000	215,400,000	215,400,000
3448	701150 00301	SEPEDA MOTOR	HARLEY	XL 1200 C	2007	1.000	204,700,000	204,700,000
3449	701150 00301	SEPEDA MOTOR	HARLEY	XL 1200 C	2006	1.000	194,500,000	194,500,000
3450	701150 00301	SEPEDA MOTOR	HARLEY	XL 1200 C	2005	1.000	184,800,000	184,800,000
3451	701150 00301	SEPEDA MOTOR	HARLEY	XL 1200 C	2004	1.000	175,600,000	175,600,000
3452	701150 00301	SEPEDA MOTOR	HARLEY	XL 1200 C	2003	1.000	166,900,000	166,900,000
3453	701150 00301	SEPEDA MOTOR	HARLEY	XL 1200 C	2002	1.000	158,600,000	158,600,000
3454	701150 00301	SEPEDA MOTOR	HARLEY	XL 1200 C	2001	1.000	150,700,000	150,700,000
3455	701150 00301	SEPEDA MOTOR	HARLEY	XL 1200 C	2000	1.000	143,200,000	143,200,000
3456	701150 00301	SEPEDA MOTOR	HARLEY	XL 1200 C	1999	1.000	136,100,000	136,100,000
3457	701150 00301	SEPEDA MOTOR	HARLEY	XL 1200 C	1998	1.000	129,300,000	129,300,000
3458	701150 00306	SEPEDA MOTOR	HARLEY	XL 1200CA SPORTSTER 1200 COSTUM LIMITED	2015	1.000	400,500,000	400,500,000
3459	701150 00306	SEPEDA MOTOR	HARLEY	XL 1200CA SPORTSTER 1200 COSTUM LIMITED	2014	1.000	380,500,000	380,500,000
3460	701150 00306	SEPEDA MOTOR	HARLEY	XL 1200CA SPORTSTER 1200 COSTUM LIMITED	2013	1.000	361,500,000	361,500,000
3461	701150 00307	SEPEDA MOTOR	HARLEY	XL 1200CA SPORTSTER 1200 CUSTOM	2015	1.000	400,500,000	400,500,000
3462	701150 00308	SEPEDA MOTOR	HARLEY	XL 1200CB SPORTSTER 1200 COSTUM LIMITED	2015	1.000	378,900,000	378,900,000
3463	701150 00308	SEPEDA MOTOR	HARLEY	XL 1200CB SPORTSTER 1200 COSTUM LIMITED	2014	1.000	360,000,000	360,000,000
3464	701150 00308	SEPEDA MOTOR	HARLEY	XL 1200CB SPORTSTER 1200 COSTUM LIMITED	2013	1.000	342,000,000	342,000,000
3465	701150 00309	SEPEDA MOTOR	HARLEY	XL 1200CB SPORTSTER 1200 CUSTOM	2015	1.000	378,900,000	378,900,000
3466	701150 00305	SEPEDA MOTOR	HARLEY	XL 1200C SPORTSER 1200 CUSTOM	2012	1.000	220,500,000	220,500,000
3467	701150 00326	SEPEDA MOTOR	HARLEY	XL1200CX	2019	1.000	453,600,000	453,600,000
3468	701150 00326	SEPEDA MOTOR	HARLEY	XL1200CX	2018	1.000	431,000,000	431,000,000
3469	701150 00310	SEPEDA MOTOR	HARLEY	XL 1200L	2010	1.000	210,000,000	210,000,000
3470	701150 00310	SEPEDA MOTOR	HARLEY	XL 1200L	2009	1.000	205,800,000	205,800,000
3471	701150 00311	SEPEDA MOTOR	HARLEY	XL 1200L SPORTSTER 1200 LOW	2011	1.000	211,500,000	211,500,000
3472	701150 00338	SEPEDA MOTOR	HARLEY	XL1200NS	2019	1.000	415,800,000	415,800,000
3473	701150 00312	SEPEDA MOTOR	HARLEY	XL 1200N SPORTSTER 1200 NIGHTSTER	2012	1.000	220,500,000	220,500,000
3474	701150 00312	SEPEDA MOTOR	HARLEY	XL 1200N SPORTSTER 1200 NIGHTSTER	2011	1.000	213,300,000	213,300,000
3475	701150 00312	SEPEDA MOTOR	HARLEY	XL 1200N SPORTSTER 1200 NIGHTSTER	2010	1.000	208,500,000	208,500,000
3476	701150 00312	SEPEDA MOTOR	HARLEY	XL 1200N SPORTSTER 1200 NIGHTSTER	2009	1.000	201,600,000	201,600,000
3477	701150 00302	SEPEDA MOTOR	HARLEY	XL 1200 R (1200cc)	2009	1.000	205,500,000	205,500,000
3478	701150 00302	SEPEDA MOTOR	HARLEY	XL 1200 R (1200cc)	2008	1.000	201,400,000	201,400,000
3479	701150 00302	SEPEDA MOTOR	HARLEY	XL 1200 R (1200cc)	2004	1.000	161,000,000	161,000,000
3480	701150 00303	SEPEDA MOTOR	HARLEY	XL 1200 S	2007	1.000	189,900,000	189,900,000
3481	701150 00303	SEPEDA MOTOR	HARLEY	XL 1200 S	2006	1.000	184,800,000	184,800,000
3482	701150 00303	SEPEDA MOTOR	HARLEY	XL 1200 S	2005	1.000	177,000,000	177,000,000
3483	701150 00303	SEPEDA MOTOR	HARLEY	XL 1200 S	2004	1.000	156,000,000	156,000,000
3484	701150 00303	SEPEDA MOTOR	HARLEY	XL 1200 S	2003	1.000	136,200,000	136,200,000
3485	701150 00303	SEPEDA MOTOR	HARLEY	XL 1200 S	2002	1.000	132,800,000	132,800,000
3486	701150 00303	SEPEDA MOTOR	HARLEY	XL 1200 S	2001	1.000	129,400,000	129,400,000
3487	701150 00303	SEPEDA MOTOR	HARLEY	XL 1200 S	2000	1.000	110,000,000	110,000,000
3488	701150 00303	SEPEDA MOTOR	HARLEY	XL 1200 S	1999	1.000	99,000,000	99,000,000
3489	701150 00313	SEPEDA MOTOR	HARLEY	XL 1200T SUPERLOW 1200T	2015	1.000	471,600,000	471,600,000
3490	701150 00314	SEPEDA MOTOR	HARLEY	XL 1200V SPORTSTER 1200 SEVENTY-TWO	2015	1.000	310,800,000	310,800,000
3491	701150 00314	SEPEDA MOTOR	HARLEY	XL 1200V SPORTSTER 1200 SEVENTY-TWO	2014	1.000	296,000,000	296,000,000
3492	701150 00314	SEPEDA MOTOR	HARLEY	XL 1200V SPORTSTER 1200 SEVENTY-TWO	2013	1.000	281,200,000	281,200,000
3493	701150 00327	SEPEDA MOTOR	HARLEY	XL1200X	2019	1.000	525,700,000	525,700,000
3494	701150 00327	SEPEDA MOTOR	HARLEY	XL1200X	2018	1.000	499,500,000	499,500,000
3495	701150 00328	SEPEDA MOTOR	HARLEY	XL1200X ANX	2019	1.000	451,800,000	451,800,000
3496	701150 00328	SEPEDA MOTOR	HARLEY	XL1200X ANX	2018	1.000	429,300,000	429,300,000
3497	701150 00315	SEPEDA MOTOR	HARLEY	XL 1200X FORTY-EIGHT	2015	1.000	432,000,000	432,000,000
3498	701150 00304	SEPEDA MOTOR	HARLEY	XL 1200 X SPORTSTER	2012	1.000	233,100,000	233,100,000
3499	701150 00304	SEPEDA MOTOR	HARLEY	XL 1200 X SPORTSTER	2011	1.000	224,100,000	224,100,000
3500	701150 00316	SEPEDA MOTOR	HARLEY	XL 1200X SPORTSTER 1200 FORTY-EIHGT	2015	1.000	316,100,000	316,100,000
3501	701150 00316	SEPEDA MOTOR	HARLEY	XL 1200X SPORTSTER 1200 FORTY-EIHGT	2014	1.000	301,000,000	301,000,000
3502	701150 00316	SEPEDA MOTOR	HARLEY	XL 1200X SPORTSTER 1200 FORTY-EIHGT	2013	1.000	286,100,000	286,100,000
3503	701150 00329	SEPEDA MOTOR	HARLEY	XL53C SPR.CUSTO (883cc)	2000	1.000	108,000,000	108,000,000
3504	701150 00317	SEPEDA MOTOR	HARLEY	XL 883 C	2010	1.000	188,100,000	188,100,000
3505	701150 00317	SEPEDA MOTOR	HARLEY	XL 883 C	2009	1.000	185,600,000	185,600,000

NO	KODING	JENIS	MEREK	TIPE	TH BUAT	BOBOT	NJKB	DP PKB
1	2	3	4	5	6	7	8	9
3506	701150 00317	SEPEDA MOTOR	HARLEY	XL 883 C	2008	1.000	180,300,000	180,300,000
3507	701150 00317	SEPEDA MOTOR	HARLEY	XL 883 C	2007	1.000	171,700,000	171,700,000
3508	701150 00317	SEPEDA MOTOR	HARLEY	XL 883 C	2006	1.000	164,600,000	164,600,000
3509	701150 00317	SEPEDA MOTOR	HARLEY	XL 883 C	2005	1.000	154,500,000	154,500,000
3510	701150 00317	SEPEDA MOTOR	HARLEY	XL 883 C	2004	1.000	134,000,000	134,000,000
3511	701150 00317	SEPEDA MOTOR	HARLEY	XL 883 C	2003	1.000	125,000,000	125,000,000
3512	701150 00317	SEPEDA MOTOR	HARLEY	XL 883 C	2002	1.000	117,000,000	117,000,000
3513	701150 00317	SEPEDA MOTOR	HARLEY	XL 883 C	2001	1.000	112,000,000	112,000,000
3514	701150 00323	SEPEDA MOTOR	HARLEY	XL 883/C/HUG	2009	1.000	185,600,000	185,600,000
3515	701150 00323	SEPEDA MOTOR	HARLEY	XL 883/C/HUG	2008	1.000	180,300,000	180,300,000
3516	701150 00323	SEPEDA MOTOR	HARLEY	XL 883/C/HUG	2007	1.000	171,700,000	171,700,000
3517	701150 00323	SEPEDA MOTOR	HARLEY	XL 883/C/HUG	2006	1.000	164,600,000	164,600,000
3518	701150 00323	SEPEDA MOTOR	HARLEY	XL 883/C/HUG	2005	1.000	154,500,000	154,500,000
3519	701150 00323	SEPEDA MOTOR	HARLEY	XL 883/C/HUG	2004	1.000	134,000,000	134,000,000
3520	701150 00323	SEPEDA MOTOR	HARLEY	XL 883/C/HUG	2003	1.000	125,000,000	125,000,000
3521	701150 00323	SEPEDA MOTOR	HARLEY	XL 883/C/HUG	2002	1.000	117,000,000	117,000,000
3522	701150 00323	SEPEDA MOTOR	HARLEY	XL 883/C/HUG	2001	1.000	112,000,000	112,000,000
3523	701150 00323	SEPEDA MOTOR	HARLEY	XL 883/C/HUG	2000	1.000	105,000,000	105,000,000
3524	701150 00323	SEPEDA MOTOR	HARLEY	XL 883/C/HUG	1999	1.000	96,000,000	96,000,000
3525	701150 00323	SEPEDA MOTOR	HARLEY	XL 883/C/HUG	1998	1.000	94,100,000	94,100,000
3526	701150 00339	SEPEDA MOTOR	HARLEY	XL883L	2019	1.000	341,100,000	341,100,000
3527	701150 00318	SEPEDA MOTOR	HARLEY	XL 883 L (883cc)	2010	1.000	177,300,000	177,300,000
3528	701150 00318	SEPEDA MOTOR	HARLEY	XL 883 L (883cc)	2009	1.000	172,500,000	172,500,000
3529	701150 00318	SEPEDA MOTOR	HARLEY	XL 883 L (883cc)	2008	1.000	167,600,000	167,600,000
3530	701150 00318	SEPEDA MOTOR	HARLEY	XL 883 L (883cc)	2007	1.000	159,600,000	159,600,000
3531	701150 00318	SEPEDA MOTOR	HARLEY	XL 883 L (883cc)	2006	1.000	151,500,000	151,500,000
3532	701150 00318	SEPEDA MOTOR	HARLEY	XL 883 L (883cc)	2005	1.000	147,000,000	147,000,000
3533	701150 00319	SEPEDA MOTOR	HARLEY	XL 883 L SPORTSTER 883 LOW	2012	1.000	190,800,000	190,800,000
3534	701150 00319	SEPEDA MOTOR	HARLEY	XL 883 L SPORTSTER 883 LOW	2011	1.000	184,500,000	184,500,000
3535	701150 00320	SEPEDA MOTOR	HARLEY	XL 883 L SPORTSTER 883 SUPERLOW	2014	1.000	221,000,000	221,000,000
3536	701150 00320	SEPEDA MOTOR	HARLEY	XL 883 L SPORTSTER 883 SUPERLOW	2013	1.000	210,100,000	210,100,000
3537	701150 00330	SEPEDA MOTOR	HARLEY	XL883N	2019	1.000	451,400,000	451,400,000
3538	701150 00330	SEPEDA MOTOR	HARLEY	XL883N	2018	1.000	428,900,000	428,900,000
3539	701150 00324	SEPEDA MOTOR	HARLEY	XL 883N IRON 883	2015	1.000	376,200,000	376,200,000
3540	701150 00325	SEPEDA MOTOR	HARLEY	XL 883N SPORTSTER 883 IRON	2015	1.000	259,400,000	259,400,000
3541	701150 00325	SEPEDA MOTOR	HARLEY	XL 883N SPORTSTER 883 IRON	2014	1.000	247,000,000	247,000,000
3542	701150 00325	SEPEDA MOTOR	HARLEY	XL 883N SPORTSTER 883 IRON	2013	1.000	234,800,000	234,800,000
3543	701150 00325	SEPEDA MOTOR	HARLEY	XL 883N SPORTSTER 883 IRON	2012	1.000	223,200,000	223,200,000
3544	701150 00325	SEPEDA MOTOR	HARLEY	XL 883N SPORTSTER 883 IRON	2011	1.000	211,900,000	211,900,000
3545	701150 00321	SEPEDA MOTOR	HARLEY	XL 883 R (883cc)	2009	1.000	200,900,000	200,900,000
3546	701150 00321	SEPEDA MOTOR	HARLEY	XL 883 R (883cc)	2008	1.000	195,100,000	195,100,000
3547	701150 00321	SEPEDA MOTOR	HARLEY	XL 883 R (883cc)	2007	1.000	185,800,000	185,800,000
3548	701150 00321	SEPEDA MOTOR	HARLEY	XL 883 R (883cc)	2006	1.000	179,800,000	179,800,000
3549	701150 00321	SEPEDA MOTOR	HARLEY	XL 883 R (883cc)	2005	1.000	170,000,000	170,000,000
3550	701150 00321	SEPEDA MOTOR	HARLEY	XL 883 R (883cc)	2004	1.000	149,000,000	149,000,000
3551	701150 00322	SEPEDA MOTOR	HARLEY	XL 883 R SPORTSTER 883 ROADSTER	2015	1.000	360,900,000	360,900,000
3552	701150 00322	SEPEDA MOTOR	HARLEY	XL 883 R SPORTSTER 883 ROADSTER	2012	1.000	342,900,000	342,900,000
3553	701150 00322	SEPEDA MOTOR	HARLEY	XL 883 R SPORTSTER 883 ROADSTER	2011	1.000	325,800,000	325,800,000
3554	701150 00299	SEPEDA MOTOR	HARLEY	XL - 900cc	1980	1.000	25,000,000	25,000,000
3555	701150 00331	SEPEDA MOTOR	HARLEY	XLH 1200 (1200cc)	2007	1.000	187,900,000	187,900,000
3556	701150 00331	SEPEDA MOTOR	HARLEY	XLH 1200 (1200cc)	2006	1.000	182,800,000	182,800,000
3557	701150 00331	SEPEDA MOTOR	HARLEY	XLH 1200 (1200cc)	2005	1.000	176,000,000	176,000,000
3558	701150 00331	SEPEDA MOTOR	HARLEY	XLH 1200 (1200cc)	2004	1.000	154,000,000	154,000,000
3559	701150 00331	SEPEDA MOTOR	HARLEY	XLH 1200 (1200cc)	2003	1.000	134,000,000	134,000,000
3560	701150 00331	SEPEDA MOTOR	HARLEY	XLH 1200 (1200cc)	2002	1.000	130,000,000	130,000,000
3561	701150 00331	SEPEDA MOTOR	HARLEY	XLH 1200 (1200cc)	2001	1.000	127,000,000	127,000,000
3562	701150 00331	SEPEDA MOTOR	HARLEY	XLH 1200 (1200cc)	2000	1.000	112,000,000	112,000,000
3563	701150 00331	SEPEDA MOTOR	HARLEY	XLH 1200 (1200cc)	1999	1.000	99,000,000	99,000,000
3564	701150 00331	SEPEDA MOTOR	HARLEY	XLH 1200 (1200cc)	1998	1.000	97,000,000	97,000,000
3565	701150 00331	SEPEDA MOTOR	HARLEY	XLH 1200 (1200cc)	1997	1.000	95,100,000	95,100,000
3566	701150 00331	SEPEDA MOTOR	HARLEY	XLH 1200 (1200cc)	1996	1.000	94,100,000	94,100,000
3567	701150 00331	SEPEDA MOTOR	HARLEY	XLH 1200 (1200cc)	1995	1.000	92,100,000	92,100,000
3568	701150 00331	SEPEDA MOTOR	HARLEY	XLH 1200 (1200cc)	1994	1.000	83,300,000	83,300,000
3569	701150 00331	SEPEDA MOTOR	HARLEY	XLH 1200 (1200cc)	1993	1.000	74,000,000	74,000,000
3570	701150 00331	SEPEDA MOTOR	HARLEY	XLH 1200 (1200cc)	1992	1.000	68,600,000	68,600,000
3571	701150 00331	SEPEDA MOTOR	HARLEY	XLH 1200 (1200cc)	1991	1.000	63,700,000	63,700,000
3572	701150 00331	SEPEDA MOTOR	HARLEY	XLH 1200 (1200cc)	1990	1.000	58,800,000	58,800,000
3573	701150 00331	SEPEDA MOTOR	HARLEY	XLH 1200 (1200cc)	1989	1.000	55,000,000	55,000,000
3574	701150 00331	SEPEDA MOTOR	HARLEY	XLH 1200 (1200cc)	1988	1.000	50,000,000	50,000,000
3575	701150 00331	SEPEDA MOTOR	HARLEY	XLH 1200 (1200cc)	1987	1.000	45,000,000	45,000,000
3576	701150 00331	SEPEDA MOTOR	HARLEY	XLH 1200 (1200cc)	1986	1.000	42,900,000	42,900,000
3577	701150 00331	SEPEDA MOTOR	HARLEY	XLH 1200 (1200cc)	1985	1.000	40,800,000	40,800,000
3578	701150 00331	SEPEDA MOTOR	HARLEY	XLH 1200 (1200cc)	1984	1.000	38,600,000	38,600,000
3579	701150 00332	SEPEDA MOTOR	HARLEY	XLH 883	2007	1.000	167,700,000	167,700,000
3580	701150 00332	SEPEDA MOTOR	HARLEY	XLH 883	2006	1.000	163,600,000	163,600,000
3581	701150 00332	SEPEDA MOTOR	HARLEY	XLH 883	2005	1.000	149,000,000	149,000,000
3582	701150 00332	SEPEDA MOTOR	HARLEY	XLH 883	2004	1.000	130,000,000	130,000,000
3583	701150 00332	SEPEDA MOTOR	HARLEY	XLH 883	2003	1.000	123,000,000	123,000,000
3584	701150 00332	SEPEDA MOTOR	HARLEY	XLH 883	2002	1.000	116,500,000	116,500,000
3585	701150 00332	SEPEDA MOTOR	HARLEY	XLH 883	2001	1.000	111,000,000	111,000,000
3586	701150 00332	SEPEDA MOTOR	HARLEY	XLH 883	2000	1.000	106,000,000	106,000,000
3587	701150 00332	SEPEDA MOTOR	HARLEY	XLH 883	1999	1.000	97,000,000	97,000,000
3588	701150 00332	SEPEDA MOTOR	HARLEY	XLH 883	1998	1.000	95,100,000	95,100,000
3589	701150 00332	SEPEDA MOTOR	HARLEY	XLH 883	1997	1.000	93,100,000	93,100,000
3590	701150 00332	SEPEDA MOTOR	HARLEY	XLH 883	1996	1.000	90,200,000	90,200,000
3591	701150 00332	SEPEDA MOTOR	HARLEY	XLH 883	1995	1.000	88,400,000	88,400,000
3592	701150 00332	SEPEDA MOTOR	HARLEY	XLH 883	1994	1.000	81,300,000	81,300,000
3593	701150 00332	SEPEDA MOTOR	HARLEY	XLH 883	1993	1.000	73,000,000	73,000,000
3594	701150 00332	SEPEDA MOTOR	HARLEY	XLH 883	1992	1.000	67,600,000	67,600,000
3595	701150 00332	SEPEDA MOTOR	HARLEY	XLH 883	1991	1.000	62,700,000	62,700,000

NO	KODING	JENIS	MEREK	TIPE	TH BUAT	BOBOT	NJKB	DP PKB
1	2	3	4	5	6	7	8	9
3596	701150 00332	SEPEDA MOTOR	HARLEY	XLH 883	1990	1.000	57,800,000	57,800,000
3597	701150 00332	SEPEDA MOTOR	HARLEY	XLH 883	1989	1.000	54,000,000	54,000,000
3598	701150 00332	SEPEDA MOTOR	HARLEY	XLH 883	1988	1.000	49,000,000	49,000,000
3599	701150 00332	SEPEDA MOTOR	HARLEY	XLH 883	1987	1.000	44,000,000	44,000,000
3600	701150 00332	SEPEDA MOTOR	HARLEY	XLH 883	1986	1.000	41,900,000	41,900,000
3601	701150 00332	SEPEDA MOTOR	HARLEY	XLH 883	1985	1.000	39,800,000	39,800,000
3602	701150 00332	SEPEDA MOTOR	HARLEY	XLH 883	1984	1.000	37,600,000	37,600,000
3603	701150 00333	SEPEDA MOTOR	HARLEY	XLH 883 SPORTSTER (883cc)	2007	1.000	167,700,000	167,700,000
3604	701150 00333	SEPEDA MOTOR	HARLEY	XLH 883 SPORTSTER (883cc)	2006	1.000	163,600,000	163,600,000
3605	701150 00333	SEPEDA MOTOR	HARLEY	XLH 883 SPORTSTER (883cc)	2005	1.000	149,000,000	149,000,000
3606	701150 00333	SEPEDA MOTOR	HARLEY	XLH 883 SPORTSTER (883cc)	2004	1.000	130,000,000	130,000,000
3607	701150 00333	SEPEDA MOTOR	HARLEY	XLH 883 SPORTSTER (883cc)	2003	1.000	123,000,000	123,000,000
3608	701150 00333	SEPEDA MOTOR	HARLEY	XLH 883 SPORTSTER (883cc)	2002	1.000	116,500,000	116,500,000
3609	701150 00333	SEPEDA MOTOR	HARLEY	XLH 883 SPORTSTER (883cc)	2001	1.000	111,000,000	111,000,000
3610	701150 00333	SEPEDA MOTOR	HARLEY	XLH 883 SPORTSTER (883cc)	2000	1.000	106,000,000	106,000,000
3611	701150 00333	SEPEDA MOTOR	HARLEY	XLH 883 SPORTSTER (883cc)	1999	1.000	97,000,000	97,000,000
3612	701150 00333	SEPEDA MOTOR	HARLEY	XLH 883 SPORTSTER (883cc)	1998	1.000	95,100,000	95,100,000
3613	701150 00333	SEPEDA MOTOR	HARLEY	XLH 883 SPORTSTER (883cc)	1997	1.000	93,100,000	93,100,000
3614	701150 00333	SEPEDA MOTOR	HARLEY	XLH 883 SPORTSTER (883cc)	1996	1.000	90,200,000	90,200,000
3615	701150 00333	SEPEDA MOTOR	HARLEY	XLH 883 SPORTSTER (883cc)	1995	1.000	88,400,000	88,400,000
3616	701150 00333	SEPEDA MOTOR	HARLEY	XLH 883 SPORTSTER (883cc)	1994	1.000	81,300,000	81,300,000
3617	701150 00333	SEPEDA MOTOR	HARLEY	XLH 883 SPORTSTER (883cc)	1993	1.000	73,000,000	73,000,000
3618	701150 00333	SEPEDA MOTOR	HARLEY	XLH 883 SPORTSTER (883cc)	1992	1.000	67,600,000	67,600,000
3619	701150 00333	SEPEDA MOTOR	HARLEY	XLH 883 SPORTSTER (883cc)	1991	1.000	62,700,000	62,700,000
3620	701150 00333	SEPEDA MOTOR	HARLEY	XLH 883 SPORTSTER (883cc)	1990	1.000	57,800,000	57,800,000
3621	701150 00333	SEPEDA MOTOR	HARLEY	XLH 883 SPORTSTER (883cc)	1989	1.000	54,000,000	54,000,000
3622	701150 00333	SEPEDA MOTOR	HARLEY	XLH 883 SPORTSTER (883cc)	1988	1.000	49,000,000	49,000,000
3623	701150 00333	SEPEDA MOTOR	HARLEY	XLH 883 SPORTSTER (883cc)	1987	1.000	44,000,000	44,000,000
3624	701150 00333	SEPEDA MOTOR	HARLEY	XLH 883 SPORTSTER (883cc)	1986	1.000	41,900,000	41,900,000
3625	701150 00333	SEPEDA MOTOR	HARLEY	XLH 883 SPORTSTER (883cc)	1985	1.000	39,800,000	39,800,000
3626	701150 00333	SEPEDA MOTOR	HARLEY	XLH 883 SPORTSTER (883cc)	1984	1.000	37,600,000	37,600,000
3627	701150 00334	SEPEDA MOTOR	HARLEY	XLH 1200 (1200cc)	1988	1.000	52,800,000	52,800,000
3628	701150 00335	SEPEDA MOTOR	HARLEY	XR 1200 X SPORTSTER	2012	1.000	233,100,000	233,100,000
3629	701150 00335	SEPEDA MOTOR	HARLEY	XR 1200 X SPORTSTER	2011	1.000	231,300,000	231,300,000
3630	701151 00001	SEPEDA MOTOR	HARRY	SPORT 100	2003	1.000	3,700,000	3,700,000
3631	701151 00001	SEPEDA MOTOR	HARRY	SPORT 100	2002	1.000	3,600,000	3,600,000
3632	701151 00001	SEPEDA MOTOR	HARRY	SPORT 100	2001	1.000	3,100,000	3,100,000
3633	701152 00001	SEPEDA MOTOR	HATSUDA	SPORT 100	2003	1.000	3,700,000	3,700,000
3634	701155 00001	SEPEDA MOTOR	HELICAK	P 50	1985	1.000	2,800,000	2,800,000
3635	701156 00001	SEPEDA MOTOR	HELLA	ADLY AT 50 (50cc)	1991	1.000	1,500,000	1,500,000
3636	701156 00002	SEPEDA MOTOR	HELLA	P 50	1984	1.000	1,800,000	1,800,000
3637	701156 00002	SEPEDA MOTOR	HELLA	P 50	1983	1.000	1,700,000	1,700,000
3638	701156 00002	SEPEDA MOTOR	HELLA	P 50	1982	1.000	1,600,000	1,600,000
3639	701158 00001	SEPEDA MOTOR	HERO PUNCH	WINNER 75cc	2003	1.000	2,600,000	2,600,000
3640	701158 00001	SEPEDA MOTOR	HERO PUNCH	WINNER 75cc	2002	1.000	2,500,000	2,500,000
3641	701158 00001	SEPEDA MOTOR	HERO PUNCH	WINNER 75cc	2001	1.000	2,400,000	2,400,000
3642	701158 00001	SEPEDA MOTOR	HERO PUNCH	WINNER 75cc	2000	1.000	2,300,000	2,300,000
3643	701158 00002	SEPEDA MOTOR	HERO PUNCH	WINNER SLX 75cc	2003	1.000	2,600,000	2,600,000
3644	701158 00002	SEPEDA MOTOR	HERO PUNCH	WINNER SLX 75cc	2002	1.000	2,500,000	2,500,000
3645	701158 00002	SEPEDA MOTOR	HERO PUNCH	WINNER SLX 75cc	2001	1.000	2,400,000	2,400,000
3646	701163 00001	SEPEDA MOTOR	HOFFMAN	350cc/500cc	1980	1.000	3,500,000	3,500,000
3647	701164 00001	SEPEDA MOTOR	HOKAIDO	FALCON 110	2006	1.000	4,900,000	4,900,000
3648	701164 00001	SEPEDA MOTOR	HOKAIDO	FALCON 110	2005	1.000	4,700,000	4,700,000
3649	701164 00001	SEPEDA MOTOR	HOKAIDO	FALCON 110	2004	1.000	4,500,000	4,500,000
3650	701164 00001	SEPEDA MOTOR	HOKAIDO	FALCON 110	2003	1.000	4,100,000	4,100,000
3651	701164 00001	SEPEDA MOTOR	HOKAIDO	FALCON 110	2002	1.000	4,000,000	4,000,000
3652	701164 00001	SEPEDA MOTOR	HOKAIDO	FALCON 110	2001	1.000	3,900,000	3,900,000
3653	701164 00002	SEPEDA MOTOR	HOKAIDO	FLASH 110	2004	1.000	4,500,000	4,500,000
3654	701164 00002	SEPEDA MOTOR	HOKAIDO	FLASH 110	2003	1.000	4,100,000	4,100,000
3655	701164 00002	SEPEDA MOTOR	HOKAIDO	FLASH 110	2002	1.000	4,000,000	4,000,000
3656	701164 00002	SEPEDA MOTOR	HOKAIDO	FLASH 110	2001	1.000	3,900,000	3,900,000
3657	701164 00002	SEPEDA MOTOR	HOKAIDO	FLASH 110	2000	1.000	3,500,000	3,500,000
3658	701164 00003	SEPEDA MOTOR	HOKAIDO	FLASH 110 - 2	2004	1.000	4,500,000	4,500,000
3659	701164 00003	SEPEDA MOTOR	HOKAIDO	FLASH 110 - 2	2003	1.000	4,100,000	4,100,000
3660	701164 00003	SEPEDA MOTOR	HOKAIDO	FLASH 110 - 2	2002	1.000	4,000,000	4,000,000
3661	701164 00003	SEPEDA MOTOR	HOKAIDO	FLASH 110 - 2	2001	1.000	3,900,000	3,900,000
3662	701164 00003	SEPEDA MOTOR	HOKAIDO	FLASH 110 - 2	2000	1.000	3,500,000	3,500,000
3663	701164 00004	SEPEDA MOTOR	HOKAIDO	GILERA HK 150	2004	1.000	5,800,000	5,800,000
3664	701164 00004	SEPEDA MOTOR	HOKAIDO	GILERA HK 150	2003	1.000	5,400,000	5,400,000
3665	701164 00004	SEPEDA MOTOR	HOKAIDO	GILERA HK 150	2002	1.000	5,300,000	5,300,000
3666	701164 00004	SEPEDA MOTOR	HOKAIDO	GILERA HK 150	2001	1.000	5,200,000	5,200,000
3667	701164 00004	SEPEDA MOTOR	HOKAIDO	GILERA HK 150	2000	1.000	5,100,000	5,100,000
3668	701164 00005	SEPEDA MOTOR	HOKAIDO	MATIC 125	2004	1.000	4,900,000	4,900,000
3669	701164 00005	SEPEDA MOTOR	HOKAIDO	MATIC 125	2003	1.000	4,500,000	4,500,000
3670	701164 00005	SEPEDA MOTOR	HOKAIDO	MATIC 125	2002	1.000	4,400,000	4,400,000
3671	701164 00006	SEPEDA MOTOR	HOKAIDO	SCUBEK 50	2004	1.000	2,500,000	2,500,000
3672	701164 00006	SEPEDA MOTOR	HOKAIDO	SCUBEK 50	2003	1.000	2,100,000	2,100,000
3673	701164 00006	SEPEDA MOTOR	HOKAIDO	SCUBEK 50	2002	1.000	2,000,000	2,000,000
3674	701164 00006	SEPEDA MOTOR	HOKAIDO	SCUBEK 50	2001	1.000	1,900,000	1,900,000
3675	701164 00007	SEPEDA MOTOR	HOKAIDO	SUPRE X 110	2003	1.000	4,100,000	4,100,000
3676	701164 00007	SEPEDA MOTOR	HOKAIDO	SUPRE X 110	2002	1.000	4,000,000	4,000,000
3677	701164 00007	SEPEDA MOTOR	HOKAIDO	SUPRE X 110	2001	1.000	3,900,000	3,900,000
3678	701164 00007	SEPEDA MOTOR	HOKAIDO	SUPRE X 110	2000	1.000	3,500,000	3,500,000
3679	701165 00001	SEPEDA MOTOR	HOKIDA	LK 100	2003	1.000	3,700,000	3,700,000
3680	701165 00001	SEPEDA MOTOR	HOKIDA	LK 100	2002	1.000	3,600,000	3,600,000
3681	701165 00001	SEPEDA MOTOR	HOKIDA	LK 100	2001	1.000	3,100,000	3,100,000
3682	701165 00001	SEPEDA MOTOR	HOKIDA	LK 100	2000	1.000	3,000,000	3,000,000
3683	701165 00002	SEPEDA MOTOR	HOKIDA	LK 110	2003	1.000	4,100,000	4,100,000
3684	701165 00002	SEPEDA MOTOR	HOKIDA	LK 110	2002	1.000	4,000,000	4,000,000
3685	701165 00002	SEPEDA MOTOR	HOKIDA	LK 110	2001	1.000	3,900,000	3,900,000

NO	KODING	JENIS	MEREK	TIPE	TH BUAT	BOBOT	NJKB	DP PKB
1	2	3	4	5	6	7	8	9
3686	701165 00002	SEPEDA MOTOR	HOKIDA	LK 110	2000	1.000	3,500,000	3,500,000
3687	701165 00003	SEPEDA MOTOR	HOKIDA	SUPRE X 110	2004	1.000	4,500,000	4,500,000
3688	701167 00505	SEPEDA MOTOR	HONDA	110cc	1980	1.000	1,300,000	1,300,000
3689	701167 00530	SEPEDA MOTOR	HONDA	110cc/BENLY 110cc	1980	1.000	1,300,000	1,300,000
3690	701167 00506	SEPEDA MOTOR	HONDA	160cc	1980	1.000	1,800,000	1,800,000
3691	701167 00509	SEPEDA MOTOR	HONDA	300cc	1980	1.000	2,400,000	2,400,000
3692	701167 00606	SEPEDA MOTOR	HONDA	350cc	1980	1.000	2,400,000	2,400,000
3693	701167 00608	SEPEDA MOTOR	HONDA	500cc	1980	1.000	12,800,000	12,800,000
3694	701167 00512	SEPEDA MOTOR	HONDA	50, 50cc	1983	1.000	2,300,000	2,300,000
3695	701167 00512	SEPEDA MOTOR	HONDA	50, 50cc	1982	1.000	2,200,000	2,200,000
3696	701167 00512	SEPEDA MOTOR	HONDA	50, 50cc	1981	1.000	2,100,000	2,100,000
3697	701167 00512	SEPEDA MOTOR	HONDA	50, 50cc	1980	1.000	1,000,000	1,000,000
3698	701167 00514	SEPEDA MOTOR	HONDA	700cc	1980	1.000	12,000,000	12,000,000
3699	701167 00493	SEPEDA MOTOR	HONDA	70cc, C 70	1980	1.000	1,000,000	1,000,000
3700	701167 00516	SEPEDA MOTOR	HONDA	90 Z, 90cc	1980	1.000	1,400,000	1,400,000
3701	701167 00306	SEPEDA MOTOR	HONDA	A1F02N36M1 A/T	2019	1.000	15,000,000	15,000,000
3702	701167 00306	SEPEDA MOTOR	HONDA	A1F02N36M1 A/T	2018	1.000	14,300,000	14,300,000
3703	701167 00307	SEPEDA MOTOR	HONDA	A1F02N37M1 A/T	2019	1.000	15,600,000	15,600,000
3704	701167 00307	SEPEDA MOTOR	HONDA	A1F02N37M1 A/T	2018	1.000	14,900,000	14,900,000
3705	701167 00308	SEPEDA MOTOR	HONDA	A5C02R37M2 M/T	2019	1.000	21,700,000	21,700,000
3706	701167 00308	SEPEDA MOTOR	HONDA	A5C02R37M2 M/T	2018	1.000	20,700,000	20,700,000
3707	701167 00581	SEPEDA MOTOR	HONDA	ACB2J21B02 A/T	2015	1.000	13,100,000	13,100,000
3708	701167 00581	SEPEDA MOTOR	HONDA	ACB2J21B02 A/T	2014	1.000	12,600,000	12,600,000
3709	701167 00582	SEPEDA MOTOR	HONDA	ACB2J22B03 A/T	2015	1.000	13,700,000	13,700,000
3710	701167 00582	SEPEDA MOTOR	HONDA	ACB2J22B03 A/T	2014	1.000	13,100,000	13,100,000
3711	701167 00583	SEPEDA MOTOR	HONDA	ACF1L21B06 A/T	2015	1.000	12,100,000	12,100,000
3712	701167 00583	SEPEDA MOTOR	HONDA	ACF1L21B06 A/T	2014	1.000	11,600,000	11,600,000
3713	701167 00584	SEPEDA MOTOR	HONDA	ACH1M21B04 A/T	2015	1.000	10,700,000	10,700,000
3714	701167 00584	SEPEDA MOTOR	HONDA	ACH1M21B04 A/T	2014	1.000	10,300,000	10,300,000
3715	701167 00585	SEPEDA MOTOR	HONDA	ACH1M21B05 A/T	2015	1.000	11,400,000	11,400,000
3716	701167 00585	SEPEDA MOTOR	HONDA	ACH1M21B05 A/T	2014	1.000	10,900,000	10,900,000
3717	701167 00310	SEPEDA MOTOR	HONDA	AFP12W21C03 M/T	2018	1.000	12,300,000	12,300,000
3718	701167 00310	SEPEDA MOTOR	HONDA	AFP12W21C03 M/T	2017	1.000	12,200,000	12,200,000
3719	701167 00310	SEPEDA MOTOR	HONDA	AFP12W21C03 M/T	2016	1.000	12,000,000	12,000,000
3720	701167 00310	SEPEDA MOTOR	HONDA	AFP12W21C03 M/T	2015	1.000	11,800,000	11,800,000
3721	701167 00310	SEPEDA MOTOR	HONDA	AFP12W21C03 M/T	2014	1.000	11,600,000	11,600,000
3722	701167 00310	SEPEDA MOTOR	HONDA	AFP12W21C03 M/T	2013	1.000	11,400,000	11,400,000
3723	701167 00310	SEPEDA MOTOR	HONDA	AFP12W21C03 M/T	2012	1.000	11,300,000	11,300,000
3724	701167 00310	SEPEDA MOTOR	HONDA	AFP12W21C03 M/T	2011	1.000	11,200,000	11,200,000
3725	701167 00311	SEPEDA MOTOR	HONDA	AFP12W21C08 M/T	2019	1.000	13,000,000	13,000,000
3726	701167 00311	SEPEDA MOTOR	HONDA	AFP12W21C08 M/T	2018	1.000	12,400,000	12,400,000
3727	701167 00311	SEPEDA MOTOR	HONDA	AFP12W21C08 M/T	2017	1.000	11,800,000	11,800,000
3728	701167 00311	SEPEDA MOTOR	HONDA	AFP12W21C08 M/T	2016	1.000	11,300,000	11,300,000
3729	701167 00311	SEPEDA MOTOR	HONDA	AFP12W21C08 M/T	2015	1.000	10,800,000	10,800,000
3730	701167 00311	SEPEDA MOTOR	HONDA	AFP12W21C08 M/T	2014	1.000	10,300,000	10,300,000
3731	701167 00311	SEPEDA MOTOR	HONDA	AFP12W21C08 M/T	2013	1.000	9,800,000	9,800,000
3732	701167 00312	SEPEDA MOTOR	HONDA	AFX12U21C07 M/T	2019	1.000	13,300,000	13,300,000
3733	701167 00312	SEPEDA MOTOR	HONDA	AFX12U21C07 M/T	2018	1.000	12,700,000	12,700,000
3734	701167 00312	SEPEDA MOTOR	HONDA	AFX12U21C07 M/T	2017	1.000	12,100,000	12,100,000
3735	701167 00312	SEPEDA MOTOR	HONDA	AFX12U21C07 M/T	2016	1.000	11,500,000	11,500,000
3736	701167 00312	SEPEDA MOTOR	HONDA	AFX12U21C07 M/T	2015	1.000	11,000,000	11,000,000
3737	701167 00312	SEPEDA MOTOR	HONDA	AFX12U21C07 M/T	2014	1.000	10,500,000	10,500,000
3738	701167 00312	SEPEDA MOTOR	HONDA	AFX12U21C07 M/T	2013	1.000	10,000,000	10,000,000
3739	701167 00313	SEPEDA MOTOR	HONDA	AFX12U21C08 M/T	2019	1.000	14,100,000	14,100,000
3740	701167 00313	SEPEDA MOTOR	HONDA	AFX12U21C08 M/T	2018	1.000	13,400,000	13,400,000
3741	701167 00313	SEPEDA MOTOR	HONDA	AFX12U21C08 M/T	2017	1.000	12,800,000	12,800,000
3742	701167 00313	SEPEDA MOTOR	HONDA	AFX12U21C08 M/T	2016	1.000	12,200,000	12,200,000
3743	701167 00313	SEPEDA MOTOR	HONDA	AFX12U21C08 M/T	2015	1.000	11,600,000	11,600,000
3744	701167 00313	SEPEDA MOTOR	HONDA	AFX12U21C08 M/T	2014	1.000	11,100,000	11,100,000
3745	701167 00313	SEPEDA MOTOR	HONDA	AFX12U21C08 M/T	2013	1.000	10,600,000	10,600,000
3746	701167 00507	SEPEDA MOTOR	HONDA	AIR BLADE SCOOTER MATIC 110 CC	2009	1.000	19,800,000	19,800,000
3747	701167 00507	SEPEDA MOTOR	HONDA	AIR BLADE SCOOTER MATIC 110 CC	2008	1.000	18,800,000	18,800,000
3748	701167 00507	SEPEDA MOTOR	HONDA	AIR BLADE SCOOTER MATIC 110 CC	2007	1.000	17,000,000	17,000,000
3749	701167 00507	SEPEDA MOTOR	HONDA	AIR BLADE SCOOTER MATIC 110 CC	2006	1.000	15,400,000	15,400,000
3750	701167 00375	SEPEDA MOTOR	HONDA	ASTREA C100	2005	1.000	7,600,000	7,600,000
3751	701167 00375	SEPEDA MOTOR	HONDA	ASTREA C100	2004	1.000	7,300,000	7,300,000
3752	701167 00375	SEPEDA MOTOR	HONDA	ASTREA C100	2003	1.000	7,100,000	7,100,000
3753	701167 00375	SEPEDA MOTOR	HONDA	ASTREA C100	2002	1.000	6,800,000	6,800,000
3754	701167 00375	SEPEDA MOTOR	HONDA	ASTREA C100	2001	1.000	6,200,000	6,200,000
3755	701167 00375	SEPEDA MOTOR	HONDA	ASTREA C100	2000	1.000	6,100,000	6,100,000
3756	701167 00375	SEPEDA MOTOR	HONDA	ASTREA C100	1999	1.000	5,900,000	5,900,000
3757	701167 00375	SEPEDA MOTOR	HONDA	ASTREA C100	1998	1.000	5,600,000	5,600,000
3758	701167 00375	SEPEDA MOTOR	HONDA	ASTREA C100	1997	1.000	5,400,000	5,400,000
3759	701167 00375	SEPEDA MOTOR	HONDA	ASTREA C100	1996	1.000	5,100,000	5,100,000
3760	701167 00375	SEPEDA MOTOR	HONDA	ASTREA C100	1995	1.000	5,000,000	5,000,000
3761	701167 00375	SEPEDA MOTOR	HONDA	ASTREA C100	1994	1.000	4,900,000	4,900,000
3762	701167 00375	SEPEDA MOTOR	HONDA	ASTREA C100	1993	1.000	4,800,000	4,800,000
3763	701167 00375	SEPEDA MOTOR	HONDA	ASTREA C100	1992	1.000	4,700,000	4,700,000
3764	701167 00375	SEPEDA MOTOR	HONDA	ASTREA C100	1991	1.000	4,600,000	4,600,000
3765	701167 00375	SEPEDA MOTOR	HONDA	ASTREA C100	1990	1.000	4,000,000	4,000,000
3766	701167 00375	SEPEDA MOTOR	HONDA	ASTREA C100	1989	1.000	3,800,000	3,800,000
3767	701167 00375	SEPEDA MOTOR	HONDA	ASTREA C100	1988	1.000	3,500,000	3,500,000
3768	701167 00376	SEPEDA MOTOR	HONDA	ASTREA C100 CUB	1992	1.000	4,900,000	4,900,000
3769	701167 00376	SEPEDA MOTOR	HONDA	ASTREA C100 CUB	1991	1.000	4,600,000	4,600,000
3770	701167 00376	SEPEDA MOTOR	HONDA	ASTREA C100 CUB	1990	1.000	4,400,000	4,400,000
3771	701167 00377	SEPEDA MOTOR	HONDA	ASTREA C100 ML (LEGENDA)	2004	1.000	7,200,000	7,200,000
3772	701167 00377	SEPEDA MOTOR	HONDA	ASTREA C100 ML (LEGENDA)	2003	1.000	7,000,000	7,000,000
3773	701167 00377	SEPEDA MOTOR	HONDA	ASTREA C100 ML (LEGENDA)	2002	1.000	6,800,000	6,800,000
3774	701167 00377	SEPEDA MOTOR	HONDA	ASTREA C100 ML (LEGENDA)	2001	1.000	6,600,000	6,600,000
3775	701167 00378	SEPEDA MOTOR	HONDA	ASTREA C800/ME	1988	1.000	3,500,000	3,500,000

NO	KODING	JENIS	MEREK	TIPE	TH BUAT	BOBOT	NJKB	DP PKB
1	2	3	4	5	6	7	8	9
3776	701167 00378	SEPEDA MOTOR	HONDA	ASTREA C800/ME	1987	1.000	3,400,000	3,400,000
3777	701167 00378	SEPEDA MOTOR	HONDA	ASTREA C800/ME	1986	1.000	3,300,000	3,300,000
3778	701167 00378	SEPEDA MOTOR	HONDA	ASTREA C800/ME	1985	1.000	3,200,000	3,200,000
3779	701167 00378	SEPEDA MOTOR	HONDA	ASTREA C800/ME	1984	1.000	3,100,000	3,100,000
3780	701167 00378	SEPEDA MOTOR	HONDA	ASTREA C800/ME	1983	1.000	2,800,000	2,800,000
3781	701167 00378	SEPEDA MOTOR	HONDA	ASTREA C800/ME	1982	1.000	2,500,000	2,500,000
3782	701167 00379	SEPEDA MOTOR	HONDA	ASTREA STAR C 86 CUB	1999	1.000	5,200,000	5,200,000
3783	701167 00379	SEPEDA MOTOR	HONDA	ASTREA STAR C 86 CUB	1998	1.000	5,100,000	5,100,000
3784	701167 00379	SEPEDA MOTOR	HONDA	ASTREA STAR C 86 CUB	1997	1.000	4,900,000	4,900,000
3785	701167 00379	SEPEDA MOTOR	HONDA	ASTREA STAR C 86 CUB	1996	1.000	4,800,000	4,800,000
3786	701167 00379	SEPEDA MOTOR	HONDA	ASTREA STAR C 86 CUB	1995	1.000	4,600,000	4,600,000
3787	701167 00379	SEPEDA MOTOR	HONDA	ASTREA STAR C 86 CUB	1994	1.000	4,500,000	4,500,000
3788	701167 00379	SEPEDA MOTOR	HONDA	ASTREA STAR C 86 CUB	1993	1.000	4,300,000	4,300,000
3789	701167 00379	SEPEDA MOTOR	HONDA	ASTREA STAR C 86 CUB	1992	1.000	4,200,000	4,200,000
3790	701167 00379	SEPEDA MOTOR	HONDA	ASTREA STAR C 86 CUB	1991	1.000	3,900,000	3,900,000
3791	701167 00379	SEPEDA MOTOR	HONDA	ASTREA STAR C 86 CUB	1990	1.000	3,800,000	3,800,000
3792	701167 00379	SEPEDA MOTOR	HONDA	ASTREA STAR C 86 CUB	1989	1.000	3,700,000	3,700,000
3793	701167 00379	SEPEDA MOTOR	HONDA	ASTREA STAR C 86 CUB	1988	1.000	3,500,000	3,500,000
3794	701167 00379	SEPEDA MOTOR	HONDA	ASTREA STAR C 86 CUB	1987	1.000	3,400,000	3,400,000
3795	701167 00379	SEPEDA MOTOR	HONDA	ASTREA STAR C 86 CUB	1986	1.000	3,300,000	3,300,000
3796	701167 00379	SEPEDA MOTOR	HONDA	ASTREA STAR C 86 CUB	1985	1.000	3,200,000	3,200,000
3797	701167 00379	SEPEDA MOTOR	HONDA	ASTREA STAR C 86 CUB	1984	1.000	3,000,000	3,000,000
3798	701167 00379	SEPEDA MOTOR	HONDA	ASTREA STAR C 86 CUB	1983	1.000	2,800,000	2,800,000
3799	701167 00379	SEPEDA MOTOR	HONDA	ASTREA STAR C 86 CUB	1982	1.000	2,500,000	2,500,000
3800	701167 00379	SEPEDA MOTOR	HONDA	ASTREA STAR C 86 CUB	1981	1.000	2,400,000	2,400,000
3801	701167 00379	SEPEDA MOTOR	HONDA	ASTREA STAR C 86 CUB	1980	1.000	2,300,000	2,300,000
3802	701167 00379	SEPEDA MOTOR	HONDA	ASTREA STAR C 86 CUB	1979	1.000	2,300,000	2,300,000
3803	701167 00379	SEPEDA MOTOR	HONDA	ASTREA STAR C 86 CUB	1978	1.000	2,300,000	2,300,000
3804	701167 00494	SEPEDA MOTOR	HONDA	ATI1121B01 A/T	2016	1.000	11,600,000	11,600,000
3805	701167 00494	SEPEDA MOTOR	HONDA	ATI1121B01 A/T	2015	1.000	11,300,000	11,300,000
3806	701167 00494	SEPEDA MOTOR	HONDA	ATI1121B01 A/T	2014	1.000	11,000,000	11,000,000
3807	701167 00314	SEPEDA MOTOR	HONDA	B5D02K29M2 M/T	2019	1.000	15,100,000	15,100,000
3808	701167 00314	SEPEDA MOTOR	HONDA	B5D02K29M2 M/T	2018	1.000	14,400,000	14,400,000
3809	701167 00380	SEPEDA MOTOR	HONDA	BENTLY SPORT 125	1982	1.000	2,500,000	2,500,000
3810	701167 00380	SEPEDA MOTOR	HONDA	BENTLY SPORT 125	1981	1.000	2,400,000	2,400,000
3811	701167 00380	SEPEDA MOTOR	HONDA	BENTLY SPORT 125	1980	1.000	1,100,000	1,100,000
3812	701167 00315	SEPEDA MOTOR	HONDA	C125K IN M/T	2019	1.000	42,900,000	42,900,000
3813	701167 00315	SEPEDA MOTOR	HONDA	C125K IN M/T	2018	1.000	40,800,000	40,800,000
3814	701167 00316	SEPEDA MOTOR	HONDA	C1C02N16M2 A/T	2018	1.000	13,400,000	13,400,000
3815	701167 00316	SEPEDA MOTOR	HONDA	C1C02N16M2 A/T	2017	1.000	13,100,000	13,100,000
3816	701167 00316	SEPEDA MOTOR	HONDA	C1C02N16M2 A/T	2016	1.000	12,800,000	12,800,000
3817	701167 00316	SEPEDA MOTOR	HONDA	C1C02N16M2 A/T	2015	1.000	12,500,000	12,500,000
3818	701167 00381	SEPEDA MOTOR	HONDA	C70	1983	1.000	1,800,000	1,800,000
3819	701167 00381	SEPEDA MOTOR	HONDA	C70	1982	1.000	1,700,000	1,700,000
3820	701167 00381	SEPEDA MOTOR	HONDA	C70	1981	1.000	1,500,000	1,500,000
3821	701167 00381	SEPEDA MOTOR	HONDA	C70	1980	1.000	1,100,000	1,100,000
3822	701167 00381	SEPEDA MOTOR	HONDA	C70	1978	1.000	1,100,000	1,100,000
3823	701167 00382	SEPEDA MOTOR	HONDA	C700/800 L SUPER CUB	1985	1.000	3,000,000	3,000,000
3824	701167 00382	SEPEDA MOTOR	HONDA	C700/800 L SUPER CUB	1984	1.000	2,700,000	2,700,000
3825	701167 00382	SEPEDA MOTOR	HONDA	C700/800 L SUPER CUB	1983	1.000	2,500,000	2,500,000
3826	701167 00382	SEPEDA MOTOR	HONDA	C700/800 L SUPER CUB	1982	1.000	2,300,000	2,300,000
3827	701167 00382	SEPEDA MOTOR	HONDA	C700/800 L SUPER CUB	1981	1.000	2,100,000	2,100,000
3828	701167 00382	SEPEDA MOTOR	HONDA	C700/800 L SUPER CUB	1980	1.000	1,800,000	1,800,000
3829	701167 00383	SEPEDA MOTOR	HONDA	C700 M SUPER CUB	1984	1.000	2,700,000	2,700,000
3830	701167 00383	SEPEDA MOTOR	HONDA	C700 M SUPER CUB	1983	1.000	2,500,000	2,500,000
3831	701167 00383	SEPEDA MOTOR	HONDA	C700 M SUPER CUB	1982	1.000	2,300,000	2,300,000
3832	701167 00383	SEPEDA MOTOR	HONDA	C700 M SUPER CUB	1981	1.000	2,100,000	2,100,000
3833	701167 00383	SEPEDA MOTOR	HONDA	C700 M SUPER CUB	1980	1.000	1,800,000	1,800,000
3834	701167 00384	SEPEDA MOTOR	HONDA	C86 CLUB	1989	1.000	3,800,000	3,800,000
3835	701167 00384	SEPEDA MOTOR	HONDA	C86 CLUB	1988	1.000	3,600,000	3,600,000
3836	701167 00384	SEPEDA MOTOR	HONDA	C86 CLUB	1987	1.000	3,500,000	3,500,000
3837	701167 00384	SEPEDA MOTOR	HONDA	C86 CLUB	1986	1.000	3,400,000	3,400,000
3838	701167 00384	SEPEDA MOTOR	HONDA	C86 CLUB	1985	1.000	3,200,000	3,200,000
3839	701167 00384	SEPEDA MOTOR	HONDA	C86 CLUB	1984	1.000	3,100,000	3,100,000
3840	701167 00384	SEPEDA MOTOR	HONDA	C86 CLUB	1983	1.000	3,000,000	3,000,000
3841	701167 00384	SEPEDA MOTOR	HONDA	C86 CLUB	1982	1.000	3,000,000	3,000,000
3842	701167 00517	SEPEDA MOTOR	HONDA	C 90 K2/90cc	1980	1.000	1,000,000	1,000,000
3843	701167 00385	SEPEDA MOTOR	HONDA	CB 100	1982	1.000	2,600,000	2,600,000
3844	701167 00385	SEPEDA MOTOR	HONDA	CB 100	1981	1.000	2,500,000	2,500,000
3845	701167 00385	SEPEDA MOTOR	HONDA	CB 100	1980	1.000	1,100,000	1,100,000
3846	701167 00385	SEPEDA MOTOR	HONDA	CB 100	1979	1.000	1,100,000	1,100,000
3847	701167 00385	SEPEDA MOTOR	HONDA	CB 100	1978	1.000	1,100,000	1,100,000
3848	701167 00385	SEPEDA MOTOR	HONDA	CB 100	1977	1.000	1,100,000	1,100,000
3849	701167 00385	SEPEDA MOTOR	HONDA	CB 100	1976	1.000	1,100,000	1,100,000
3850	701167 00385	SEPEDA MOTOR	HONDA	CB 100	1975	1.000	1,100,000	1,100,000
3851	701167 00385	SEPEDA MOTOR	HONDA	CB 100	1973	1.000	1,100,000	1,100,000
3852	701167 00385	SEPEDA MOTOR	HONDA	CB 100	1972	1.000	1,100,000	1,100,000
3853	701167 00386	SEPEDA MOTOR	HONDA	CB1000	1988	1.000	44,000,000	44,000,000
3854	701167 00386	SEPEDA MOTOR	HONDA	CB1000	1987	1.000	43,000,000	43,000,000
3855	701167 00386	SEPEDA MOTOR	HONDA	CB1000	1986	1.000	42,000,000	42,000,000
3856	701167 00386	SEPEDA MOTOR	HONDA	CB1000	1985	1.000	41,000,000	41,000,000
3857	701167 00386	SEPEDA MOTOR	HONDA	CB1000	1984	1.000	40,000,000	40,000,000
3858	701167 00386	SEPEDA MOTOR	HONDA	CB1000	1983	1.000	36,000,000	36,000,000
3859	701167 00387	SEPEDA MOTOR	HONDA	CB 125	1982	1.000	2,600,000	2,600,000
3860	701167 00387	SEPEDA MOTOR	HONDA	CB 125	1981	1.000	2,500,000	2,500,000
3861	701167 00387	SEPEDA MOTOR	HONDA	CB 125	1980	1.000	1,100,000	1,100,000
3862	701167 00387	SEPEDA MOTOR	HONDA	CB 125	1972	1.000	1,100,000	1,100,000
3863	701167 00555	SEPEDA MOTOR	HONDA	CB15A1RRF M/T	2015	1.000	18,700,000	18,700,000
3864	701167 00555	SEPEDA MOTOR	HONDA	CB15A1RRF M/T	2014	1.000	17,800,000	17,800,000
3865	701167 00555	SEPEDA MOTOR	HONDA	CB15A1RRF M/T	2013	1.000	16,900,000	16,900,000

NO	KODING	JENIS	MEREK	TIPE	TH BUAT	BOBOT	NJKB	DP PKB
1	2	3	4	5	6	7	8	9
3866	701167 00555	SEPEDA MOTOR	HONDA	CB15A1RRF M/T	2012	1.000	16,000,000	16,000,000
3867	701167 00518	SEPEDA MOTOR	HONDA	CB 200	1980	1.000	1,700,000	1,700,000
3868	701167 00495	SEPEDA MOTOR	HONDA	CB500FAG (IN)	2016	1.000	90,000,000	90,000,000
3869	701167 00317	SEPEDA MOTOR	HONDA	CB500FAH IN M/T	2019	1.000	109,100,000	109,100,000
3870	701167 00317	SEPEDA MOTOR	HONDA	CB500FAH IN M/T	2018	1.000	103,700,000	103,700,000
3871	701167 00317	SEPEDA MOTOR	HONDA	CB500FAH IN M/T	2017	1.000	98,600,000	98,600,000
3872	701167 00318	SEPEDA MOTOR	HONDA	CB500FAJ IN M/T	2019	1.000	109,100,000	109,100,000
3873	701167 00318	SEPEDA MOTOR	HONDA	CB500FAJ IN M/T	2018	1.000	103,700,000	103,700,000
3874	701167 00601	SEPEDA MOTOR	HONDA	CB500FF 3ED	2016	1.000	94,700,000	94,700,000
3875	701167 00601	SEPEDA MOTOR	HONDA	CB500FF 3ED	2015	1.000	91,800,000	91,800,000
3876	701167 00496	SEPEDA MOTOR	HONDA	CB500FG (IN)	2016	1.000	90,000,000	90,000,000
3877	701167 00602	SEPEDA MOTOR	HONDA	CB500XAF ED	2016	1.000	102,200,000	102,200,000
3878	701167 00602	SEPEDA MOTOR	HONDA	CB500XAF ED	2015	1.000	99,000,000	99,000,000
3879	701167 00497	SEPEDA MOTOR	HONDA	CB500XAG (2IN)	2016	1.000	97,200,000	97,200,000
3880	701167 00319	SEPEDA MOTOR	HONDA	CB500XAH 2IN M/T	2019	1.000	116,100,000	116,100,000
3881	701167 00319	SEPEDA MOTOR	HONDA	CB500XAH 2IN M/T	2018	1.000	110,300,000	110,300,000
3882	701167 00319	SEPEDA MOTOR	HONDA	CB500XAH 2IN M/T	2017	1.000	104,800,000	104,800,000
3883	701167 00320	SEPEDA MOTOR	HONDA	CB500XAJ 2IN M/T	2019	1.000	116,100,000	116,100,000
3884	701167 00320	SEPEDA MOTOR	HONDA	CB500XAJ 2IN M/T	2018	1.000	110,300,000	110,300,000
3885	701167 00599	SEPEDA MOTOR	HONDA	CB650FAE ED	2016	1.000	203,000,000	203,000,000
3886	701167 00599	SEPEDA MOTOR	HONDA	CB650FAE ED	2015	1.000	198,000,000	198,000,000
3887	701167 00498	SEPEDA MOTOR	HONDA	CB650FAG 6ED	2016	1.000	194,400,000	194,400,000
3888	701167 00321	SEPEDA MOTOR	HONDA	CB650FAH 2IN M/T	2019	1.000	183,600,000	183,600,000
3889	701167 00321	SEPEDA MOTOR	HONDA	CB650FAH 2IN M/T	2018	1.000	174,500,000	174,500,000
3890	701167 00322	SEPEDA MOTOR	HONDA	CB650FAH IN M/T	2019	1.000	183,600,000	183,600,000
3891	701167 00322	SEPEDA MOTOR	HONDA	CB650FAH IN M/T	2018	1.000	174,500,000	174,500,000
3892	701167 00323	SEPEDA MOTOR	HONDA	CB650FAJ 2IN M/T	2019	1.000	183,600,000	183,600,000
3893	701167 00323	SEPEDA MOTOR	HONDA	CB650FAJ 2IN M/T	2018	1.000	174,500,000	174,500,000
3894	701167 00324	SEPEDA MOTOR	HONDA	CB650FAJ IN M/T	2019	1.000	183,600,000	183,600,000
3895	701167 00324	SEPEDA MOTOR	HONDA	CB650FAJ IN M/T	2018	1.000	174,500,000	174,500,000
3896	701167 00611	SEPEDA MOTOR	HONDA	CB650RAK IN M/T	2019	1.000	183,600,000	183,600,000
3897	701167 00388	SEPEDA MOTOR	HONDA	CB750	1993	1.000	37,200,000	37,200,000
3898	701167 00388	SEPEDA MOTOR	HONDA	CB750	1992	1.000	34,300,000	34,300,000
3899	701167 00388	SEPEDA MOTOR	HONDA	CB750	1991	1.000	31,400,000	31,400,000
3900	701167 00388	SEPEDA MOTOR	HONDA	CB750	1990	1.000	27,400,000	27,400,000
3901	701167 00388	SEPEDA MOTOR	HONDA	CB750	1989	1.000	26,000,000	26,000,000
3902	701167 00388	SEPEDA MOTOR	HONDA	CB750	1988	1.000	24,000,000	24,000,000
3903	701167 00388	SEPEDA MOTOR	HONDA	CB750	1987	1.000	22,000,000	22,000,000
3904	701167 00388	SEPEDA MOTOR	HONDA	CB750	1986	1.000	20,000,000	20,000,000
3905	701167 00388	SEPEDA MOTOR	HONDA	CB750	1985	1.000	17,000,000	17,000,000
3906	701167 00388	SEPEDA MOTOR	HONDA	CB750	1984	1.000	15,000,000	15,000,000
3907	701167 00388	SEPEDA MOTOR	HONDA	CB750	1983	1.000	13,000,000	13,000,000
3908	701167 00388	SEPEDA MOTOR	HONDA	CB750	1982	1.000	11,000,000	11,000,000
3909	701167 00388	SEPEDA MOTOR	HONDA	CB750	1981	1.000	9,000,000	9,000,000
3910	701167 00388	SEPEDA MOTOR	HONDA	CB750	1980	1.000	7,000,000	7,000,000
3911	701167 00389	SEPEDA MOTOR	HONDA	CBR 1000 F	1993	1.000	68,600,000	68,600,000
3912	701167 00389	SEPEDA MOTOR	HONDA	CBR 1000 F	1992	1.000	58,800,000	58,800,000
3913	701167 00389	SEPEDA MOTOR	HONDA	CBR 1000 F	1991	1.000	49,000,000	49,000,000
3914	701167 00389	SEPEDA MOTOR	HONDA	CBR 1000 F	1990	1.000	44,100,000	44,100,000
3915	701167 00389	SEPEDA MOTOR	HONDA	CBR 1000 F	1989	1.000	35,000,000	35,000,000
3916	701167 00389	SEPEDA MOTOR	HONDA	CBR 1000 F	1980	1.000	4,500,000	4,500,000
3917	701167 00325	SEPEDA MOTOR	HONDA	CBR1000RAH 2IN M/T	2019	1.000	545,200,000	545,200,000
3918	701167 00325	SEPEDA MOTOR	HONDA	CBR1000RAH 2IN M/T	2018	1.000	518,000,000	518,000,000
3919	701167 00326	SEPEDA MOTOR	HONDA	CBR1000RAJ 2IN M/T	2019	1.000	467,200,000	467,200,000
3920	701167 00326	SEPEDA MOTOR	HONDA	CBR1000RAJ 2IN M/T	2018	1.000	443,900,000	443,900,000
3921	701167 00327	SEPEDA MOTOR	HONDA	CBR1000S1H 2IN M/T	2019	1.000	545,200,000	545,200,000
3922	701167 00327	SEPEDA MOTOR	HONDA	CBR1000S1H 2IN M/T	2018	1.000	518,000,000	518,000,000
3923	701167 00328	SEPEDA MOTOR	HONDA	CBR1000S1J 2IN M/T	2019	1.000	545,200,000	545,200,000
3924	701167 00328	SEPEDA MOTOR	HONDA	CBR1000S1J 2IN M/T	2018	1.000	518,000,000	518,000,000
3925	701167 00603	SEPEDA MOTOR	HONDA	CBR1000SAF ED	2016	1.000	419,100,000	419,100,000
3926	701167 00603	SEPEDA MOTOR	HONDA	CBR1000SAF ED	2015	1.000	410,700,000	410,700,000
3927	701167 00499	SEPEDA MOTOR	HONDA	CBR10SAF ED	2016	1.000	440,700,000	440,700,000
3928	701167 00329	SEPEDA MOTOR	HONDA	CBR10SAF ED M/T	2015	1.000	431,900,000	431,900,000
3929	701167 00508	SEPEDA MOTOR	HONDA	CBR 150	2007	1.000	24,800,000	24,800,000
3930	701167 00508	SEPEDA MOTOR	HONDA	CBR 150	2006	1.000	22,200,000	22,200,000
3931	701167 00508	SEPEDA MOTOR	HONDA	CBR 150	2005	1.000	21,200,000	21,200,000
3932	701167 00508	SEPEDA MOTOR	HONDA	CBR 150	2004	1.000	20,200,000	20,200,000
3933	701167 00508	SEPEDA MOTOR	HONDA	CBR 150	2003	1.000	19,700,000	19,700,000
3934	701167 00390	SEPEDA MOTOR	HONDA	CBR 150 R	2010	1.000	33,400,000	33,400,000
3935	701167 00390	SEPEDA MOTOR	HONDA	CBR 150 R	2009	1.000	31,500,000	31,500,000
3936	701167 00390	SEPEDA MOTOR	HONDA	CBR 150 R	2008	1.000	27,900,000	27,900,000
3937	701167 00390	SEPEDA MOTOR	HONDA	CBR 150 R	2007	1.000	26,000,000	26,000,000
3938	701167 00390	SEPEDA MOTOR	HONDA	CBR 150 R	2006	1.000	24,800,000	24,800,000
3939	701167 00390	SEPEDA MOTOR	HONDA	CBR 150 R	2005	1.000	24,000,000	24,000,000
3940	701167 00390	SEPEDA MOTOR	HONDA	CBR 150 R	2004	1.000	22,500,000	22,500,000
3941	701167 00390	SEPEDA MOTOR	HONDA	CBR 150 R	2003	1.000	21,200,000	21,200,000
3942	701167 00390	SEPEDA MOTOR	HONDA	CBR 150 R	1980	1.000	2,500,000	2,500,000
3943	701167 00548	SEPEDA MOTOR	HONDA	CBR150RC(IN)	2015	1.000	34,400,000	34,400,000
3944	701167 00548	SEPEDA MOTOR	HONDA	CBR150RC(IN)	2014	1.000	32,800,000	32,800,000
3945	701167 00548	SEPEDA MOTOR	HONDA	CBR150RC(IN)	2013	1.000	31,300,000	31,300,000
3946	701167 00548	SEPEDA MOTOR	HONDA	CBR150RC(IN)	2012	1.000	29,600,000	29,600,000
3947	701167 00548	SEPEDA MOTOR	HONDA	CBR150RC(IN)	2011	1.000	28,000,000	28,000,000
3948	701167 00566	SEPEDA MOTOR	HONDA	CBR150 RE 3IN	2015	1.000	40,100,000	40,100,000
3949	701167 00566	SEPEDA MOTOR	HONDA	CBR150 RE 3IN	2014	1.000	38,200,000	38,200,000
3950	701167 00566	SEPEDA MOTOR	HONDA	CBR150 RE 3IN	2013	1.000	36,400,000	36,400,000
3951	701167 00567	SEPEDA MOTOR	HONDA	CBR150 RE 5IN	2015	1.000	40,100,000	40,100,000
3952	701167 00567	SEPEDA MOTOR	HONDA	CBR150 RE 5IN	2014	1.000	38,200,000	38,200,000
3953	701167 00567	SEPEDA MOTOR	HONDA	CBR150 RE 5IN	2013	1.000	36,400,000	36,400,000
3954	701167 00568	SEPEDA MOTOR	HONDA	CBR150RE IN	2015	1.000	40,100,000	40,100,000
3955	701167 00568	SEPEDA MOTOR	HONDA	CBR150RE IN	2014	1.000	38,200,000	38,200,000

NO	KODING	JENIS	MEREK	TIPE	TH BUAT	BOBOT	NJKB	DP PKB
1	2	3	4	5	6	7	8	9
3956	701167 00568	SEPEDA MOTOR	HONDA	CBR150RE IN	2013	1.000	36,400,000	36,400,000
3957	701167 00400	SEPEDA MOTOR	HONDA	CBR250R	2012	1.000	43,000,000	43,000,000
3958	701167 00400	SEPEDA MOTOR	HONDA	CBR250R	2011	1.000	40,000,000	40,000,000
3959	701167 00544	SEPEDA MOTOR	HONDA	CBR250RAB(IN)	2015	1.000	46,700,000	46,700,000
3960	701167 00544	SEPEDA MOTOR	HONDA	CBR250RAB(IN)	2014	1.000	44,500,000	44,500,000
3961	701167 00544	SEPEDA MOTOR	HONDA	CBR250RAB(IN)	2013	1.000	39,100,000	39,100,000
3962	701167 00544	SEPEDA MOTOR	HONDA	CBR250RAB(IN)	2012	1.000	37,000,000	37,000,000
3963	701167 00544	SEPEDA MOTOR	HONDA	CBR250RAB(IN)	2011	1.000	36,500,000	36,500,000
3964	701167 00544	SEPEDA MOTOR	HONDA	CBR250RAB(IN)	2010	1.000	36,000,000	36,000,000
3965	701167 00575	SEPEDA MOTOR	HONDA	CBR250RAD 4IN	2015	1.000	47,800,000	47,800,000
3966	701167 00575	SEPEDA MOTOR	HONDA	CBR250RAD 4IN	2014	1.000	45,500,000	45,500,000
3967	701167 00576	SEPEDA MOTOR	HONDA	CBR250RAD IN	2015	1.000	46,700,000	46,700,000
3968	701167 00576	SEPEDA MOTOR	HONDA	CBR250RAD IN	2014	1.000	44,500,000	44,500,000
3969	701167 00569	SEPEDA MOTOR	HONDA	CBR250RAE 2IN	2015	1.000	46,700,000	46,700,000
3970	701167 00569	SEPEDA MOTOR	HONDA	CBR250RAE 2IN	2014	1.000	44,500,000	44,500,000
3971	701167 00569	SEPEDA MOTOR	HONDA	CBR250RAE 2IN	2013	1.000	42,400,000	42,400,000
3972	701167 00570	SEPEDA MOTOR	HONDA	CBR250RAE 4IN	2015	1.000	47,800,000	47,800,000
3973	701167 00570	SEPEDA MOTOR	HONDA	CBR250RAE 4IN	2014	1.000	45,500,000	45,500,000
3974	701167 00570	SEPEDA MOTOR	HONDA	CBR250RAE 4IN	2013	1.000	43,100,000	43,100,000
3975	701167 00571	SEPEDA MOTOR	HONDA	CBR250RAE IN	2015	1.000	46,700,000	46,700,000
3976	701167 00571	SEPEDA MOTOR	HONDA	CBR250RAE IN	2014	1.000	44,500,000	44,500,000
3977	701167 00571	SEPEDA MOTOR	HONDA	CBR250RAE IN	2013	1.000	42,400,000	42,400,000
3978	701167 00587	SEPEDA MOTOR	HONDA	CBR250RAF 2IN M/T	2016	1.000	38,600,000	38,600,000
3979	701167 00587	SEPEDA MOTOR	HONDA	CBR250RAF 2IN M/T	2015	1.000	37,500,000	37,500,000
3980	701167 00587	SEPEDA MOTOR	HONDA	CBR250RAF 2IN M/T	2014	1.000	36,000,000	36,000,000
3981	701167 00588	SEPEDA MOTOR	HONDA	CBR250RAF 4IN M/T	2016	1.000	38,800,000	38,800,000
3982	701167 00588	SEPEDA MOTOR	HONDA	CBR250RAF 4IN M/T	2015	1.000	37,700,000	37,700,000
3983	701167 00588	SEPEDA MOTOR	HONDA	CBR250RAF 4IN M/T	2014	1.000	36,000,000	36,000,000
3984	701167 00500	SEPEDA MOTOR	HONDA	CBR250RAF 5IN M/T	2016	1.000	37,400,000	37,400,000
3985	701167 00500	SEPEDA MOTOR	HONDA	CBR250RAF 5IN M/T	2015	1.000	35,600,000	35,600,000
3986	701167 00586	SEPEDA MOTOR	HONDA	CBR250RAF IN M/T	2016	1.000	38,200,000	38,200,000
3987	701167 00586	SEPEDA MOTOR	HONDA	CBR250RAF IN M/T	2015	1.000	37,500,000	37,500,000
3988	701167 00586	SEPEDA MOTOR	HONDA	CBR250RAF IN M/T	2014	1.000	36,000,000	36,000,000
3989	701167 00394	SEPEDA MOTOR	HONDA	CBR250RB (IN)	2015	1.000	40,300,000	40,300,000
3990	701167 00394	SEPEDA MOTOR	HONDA	CBR250RB (IN)	2014	1.000	38,400,000	38,400,000
3991	701167 00394	SEPEDA MOTOR	HONDA	CBR250RB (IN)	2013	1.000	33,400,000	33,400,000
3992	701167 00394	SEPEDA MOTOR	HONDA	CBR250RB (IN)	2012	1.000	32,000,000	32,000,000
3993	701167 00394	SEPEDA MOTOR	HONDA	CBR250RB (IN)	2011	1.000	31,500,000	31,500,000
3994	701167 00394	SEPEDA MOTOR	HONDA	CBR250RB (IN)	2010	1.000	31,000,000	31,000,000
3995	701167 00577	SEPEDA MOTOR	HONDA	CBR250RD 3IN	2015	1.000	40,300,000	40,300,000
3996	701167 00577	SEPEDA MOTOR	HONDA	CBR250RD 3IN	2014	1.000	38,400,000	38,400,000
3997	701167 00578	SEPEDA MOTOR	HONDA	CBR250RD 4IN	2015	1.000	41,200,000	41,200,000
3998	701167 00578	SEPEDA MOTOR	HONDA	CBR250RD 4IN	2014	1.000	39,200,000	39,200,000
3999	701167 00579	SEPEDA MOTOR	HONDA	CBR250RD IN	2015	1.000	40,300,000	40,300,000
4000	701167 00579	SEPEDA MOTOR	HONDA	CBR250RD IN	2014	1.000	38,400,000	38,400,000
4001	701167 00572	SEPEDA MOTOR	HONDA	CBR250RE 2IN	2015	1.000	40,300,000	40,300,000
4002	701167 00572	SEPEDA MOTOR	HONDA	CBR250RE 2IN	2014	1.000	38,400,000	38,400,000
4003	701167 00572	SEPEDA MOTOR	HONDA	CBR250RE 2IN	2013	1.000	36,600,000	36,600,000
4004	701167 00573	SEPEDA MOTOR	HONDA	CBR250RE 4IN	2015	1.000	41,160,000	41,160,000
4005	701167 00573	SEPEDA MOTOR	HONDA	CBR250RE 4IN	2014	1.000	39,200,000	39,200,000
4006	701167 00573	SEPEDA MOTOR	HONDA	CBR250RE 4IN	2013	1.000	37,100,000	37,100,000
4007	701167 00574	SEPEDA MOTOR	HONDA	CBR250RE IN	2015	1.000	40,320,000	40,320,000
4008	701167 00574	SEPEDA MOTOR	HONDA	CBR250RE IN	2014	1.000	38,400,000	38,400,000
4009	701167 00574	SEPEDA MOTOR	HONDA	CBR250RE IN	2013	1.000	36,600,000	36,600,000
4010	701167 00590	SEPEDA MOTOR	HONDA	CBR250RF 2IN M/T	2016	1.000	32,800,000	32,800,000
4011	701167 00590	SEPEDA MOTOR	HONDA	CBR250RF 2IN M/T	2015	1.000	30,700,000	30,700,000
4012	701167 00590	SEPEDA MOTOR	HONDA	CBR250RF 2IN M/T	2014	1.000	29,000,000	29,000,000
4013	701167 00591	SEPEDA MOTOR	HONDA	CBR250RF 4IN M/T	2016	1.000	33,000,000	33,000,000
4014	701167 00591	SEPEDA MOTOR	HONDA	CBR250RF 4IN M/T	2015	1.000	30,700,000	30,700,000
4015	701167 00591	SEPEDA MOTOR	HONDA	CBR250RF 4IN M/T	2014	1.000	29,000,000	29,000,000
4016	701167 00589	SEPEDA MOTOR	HONDA	CBR250RF IN M/T	2016	1.000	32,500,000	32,500,000
4017	701167 00589	SEPEDA MOTOR	HONDA	CBR250RF IN M/T	2015	1.000	30,700,000	30,700,000
4018	701167 00589	SEPEDA MOTOR	HONDA	CBR250RF IN M/T	2014	1.000	29,000,000	29,000,000
4019	701167 00519	SEPEDA MOTOR	HONDA	CBR 400	1980	1.000	2,500,000	2,500,000
4020	701167 00501	SEPEDA MOTOR	HONDA	CBR500RAG (21N)	2016	1.000	93,600,000	93,600,000
4021	701167 00330	SEPEDA MOTOR	HONDA	CBR500RAH 2IN M/T	2019	1.000	113,000,000	113,000,000
4022	701167 00330	SEPEDA MOTOR	HONDA	CBR500RAH 2IN M/T	2018	1.000	107,400,000	107,400,000
4023	701167 00330	SEPEDA MOTOR	HONDA	CBR500RAH 2IN M/T	2017	1.000	102,100,000	102,100,000
4024	701167 00331	SEPEDA MOTOR	HONDA	CBR500RAH IN M/T	2019	1.000	113,000,000	113,000,000
4025	701167 00331	SEPEDA MOTOR	HONDA	CBR500RAH IN M/T	2018	1.000	107,400,000	107,400,000
4026	701167 00331	SEPEDA MOTOR	HONDA	CBR500RAH IN M/T	2017	1.000	102,100,000	102,100,000
4027	701167 00332	SEPEDA MOTOR	HONDA	CBR500RAJ 2IN M/T	2019	1.000	113,000,000	113,000,000
4028	701167 00332	SEPEDA MOTOR	HONDA	CBR500RAJ 2IN M/T	2018	1.000	107,400,000	107,400,000
4029	701167 00391	SEPEDA MOTOR	HONDA	CBR600	1993	1.000	29,400,000	29,400,000
4030	701167 00391	SEPEDA MOTOR	HONDA	CBR600	1992	1.000	27,400,000	27,400,000
4031	701167 00391	SEPEDA MOTOR	HONDA	CBR600	1991	1.000	25,500,000	25,500,000
4032	701167 00391	SEPEDA MOTOR	HONDA	CBR600	1990	1.000	23,500,000	23,500,000
4033	701167 00391	SEPEDA MOTOR	HONDA	CBR600	1989	1.000	22,000,000	22,000,000
4034	701167 00391	SEPEDA MOTOR	HONDA	CBR600	1988	1.000	20,000,000	20,000,000
4035	701167 00391	SEPEDA MOTOR	HONDA	CBR600	1987	1.000	17,000,000	17,000,000
4036	701167 00391	SEPEDA MOTOR	HONDA	CBR600	1986	1.000	15,000,000	15,000,000
4037	701167 00391	SEPEDA MOTOR	HONDA	CBR600	1985	1.000	13,000,000	13,000,000
4038	701167 00391	SEPEDA MOTOR	HONDA	CBR600	1984	1.000	11,000,000	11,000,000
4039	701167 00391	SEPEDA MOTOR	HONDA	CBR600	1983	1.000	9,000,000	9,000,000
4040	701167 00391	SEPEDA MOTOR	HONDA	CBR600	1982	1.000	8,000,000	8,000,000
4041	701167 00391	SEPEDA MOTOR	HONDA	CBR600	1981	1.000	7,000,000	7,000,000
4042	701167 00391	SEPEDA MOTOR	HONDA	CBR600	1980	1.000	6,000,000	6,000,000
4043	701167 00392	SEPEDA MOTOR	HONDA	CBR600 F	1993	1.000	30,400,000	30,400,000
4044	701167 00392	SEPEDA MOTOR	HONDA	CBR600 F	1992	1.000	28,400,000	28,400,000
4045	701167 00392	SEPEDA MOTOR	HONDA	CBR600 F	1991	1.000	26,500,000	26,500,000

NO	KODING	JENIS	MEREK	TIPE	TH BUAT	BOBOT	NJKB	DP PKB
1	2	3	4	5	6	7	8	9
4046	701167 00392	SEPEDA MOTOR	HONDA	CBR600 F	1990	1.000	24,500,000	24,500,000
4047	701167 00392	SEPEDA MOTOR	HONDA	CBR600 F	1989	1.000	23,000,000	23,000,000
4048	701167 00392	SEPEDA MOTOR	HONDA	CBR600 F	1988	1.000	21,000,000	21,000,000
4049	701167 00392	SEPEDA MOTOR	HONDA	CBR600 F	1987	1.000	18,000,000	18,000,000
4050	701167 00392	SEPEDA MOTOR	HONDA	CBR600 F	1986	1.000	16,000,000	16,000,000
4051	701167 00393	SEPEDA MOTOR	HONDA	CBR600 RR	2007	1.000	120,700,000	120,700,000
4052	701167 00393	SEPEDA MOTOR	HONDA	CBR600 RR	2006	1.000	116,400,000	116,400,000
4053	701167 00393	SEPEDA MOTOR	HONDA	CBR600 RR	2005	1.000	111,400,000	111,400,000
4054	701167 00393	SEPEDA MOTOR	HONDA	CBR600 RR	2004	1.000	108,500,000	108,500,000
4055	701167 00563	SEPEDA MOTOR	HONDA	CBR 600 STD	2014	1.000	134,300,000	134,300,000
4056	701167 00563	SEPEDA MOTOR	HONDA	CBR 600 STD	2013	1.000	128,000,000	128,000,000
4057	701167 00600	SEPEDA MOTOR	HONDA	CBR650FAE ED	2016	1.000	207,300,000	207,300,000
4058	701167 00600	SEPEDA MOTOR	HONDA	CBR650FAE ED	2015	1.000	200,700,000	200,700,000
4059	701167 00396	SEPEDA MOTOR	HONDA	CBR900 RR	1998	1.000	102,900,000	102,900,000
4060	701167 00396	SEPEDA MOTOR	HONDA	CBR900 RR	1993	1.000	78,400,000	78,400,000
4061	701167 00396	SEPEDA MOTOR	HONDA	CBR900 RR	1992	1.000	68,600,000	68,600,000
4062	701167 00396	SEPEDA MOTOR	HONDA	CBR900 RR	1991	1.000	60,100,000	60,100,000
4063	701167 00396	SEPEDA MOTOR	HONDA	CBR900 RR	1987	1.000	33,000,000	33,000,000
4064	701167 00397	SEPEDA MOTOR	HONDA	CBRBC 23	1992	1.000	49,000,000	49,000,000
4065	701167 00397	SEPEDA MOTOR	HONDA	CBRBC 23	1984	1.000	30,000,000	30,000,000
4066	701167 00397	SEPEDA MOTOR	HONDA	CBRBC 23	1983	1.000	28,000,000	28,000,000
4067	701167 00397	SEPEDA MOTOR	HONDA	CBRBC 23	1982	1.000	26,000,000	26,000,000
4068	701167 00398	SEPEDA MOTOR	HONDA	CBX650	1989	1.000	31,000,000	31,000,000
4069	701167 00398	SEPEDA MOTOR	HONDA	CBX650	1988	1.000	27,000,000	27,000,000
4070	701167 00398	SEPEDA MOTOR	HONDA	CBX650	1983	1.000	9,000,000	9,000,000
4071	701167 00399	SEPEDA MOTOR	HONDA	CG 110	1983	1.000	1,400,000	1,400,000
4072	701167 00399	SEPEDA MOTOR	HONDA	CG 110	1982	1.000	1,300,000	1,300,000
4073	701167 00399	SEPEDA MOTOR	HONDA	CG 110	1981	1.000	1,200,000	1,200,000
4074	701167 00399	SEPEDA MOTOR	HONDA	CG 110	1980	1.000	1,100,000	1,100,000
4075	701167 00399	SEPEDA MOTOR	HONDA	CG 110	1977	1.000	1,100,000	1,100,000
4076	701167 00401	SEPEDA MOTOR	HONDA	CG 125	1983	1.000	1,400,000	1,400,000
4077	701167 00401	SEPEDA MOTOR	HONDA	CG 125	1982	1.000	1,300,000	1,300,000
4078	701167 00401	SEPEDA MOTOR	HONDA	CG 125	1981	1.000	1,200,000	1,200,000
4079	701167 00401	SEPEDA MOTOR	HONDA	CG 125	1980	1.000	1,100,000	1,100,000
4080	701167 00333	SEPEDA MOTOR	HONDA	CMX500AH IN M/T	2019	1.000	116,100,000	116,100,000
4081	701167 00333	SEPEDA MOTOR	HONDA	CMX500AH IN M/T	2018	1.000	110,300,000	110,300,000
4082	701167 00333	SEPEDA MOTOR	HONDA	CMX500AH IN M/T	2017	1.000	104,800,000	104,800,000
4083	701167 00334	SEPEDA MOTOR	HONDA	CRF1000AH 2IN M/T	2019	1.000	456,300,000	456,300,000
4084	701167 00334	SEPEDA MOTOR	HONDA	CRF1000AH 2IN M/T	2018	1.000	433,500,000	433,500,000
4085	701167 00335	SEPEDA MOTOR	HONDA	CRF1000AH 3IN M/T	2019	1.000	456,300,000	456,300,000
4086	701167 00335	SEPEDA MOTOR	HONDA	CRF1000AH 3IN M/T	2018	1.000	433,500,000	433,500,000
4087	701167 00335	SEPEDA MOTOR	HONDA	CRF1000AH 3IN M/T	2017	1.000	411,900,000	411,900,000
4088	701167 00336	SEPEDA MOTOR	HONDA	CRF1000ALJ 3IN M/T	2019	1.000	378,300,000	378,300,000
4089	701167 00336	SEPEDA MOTOR	HONDA	CRF1000ALJ 3IN M/T	2018	1.000	359,400,000	359,400,000
4090	701167 00337	SEPEDA MOTOR	HONDA	CRF1000DH 2IN A/T	2019	1.000	456,300,000	456,300,000
4091	701167 00337	SEPEDA MOTOR	HONDA	CRF1000DH 2IN A/T	2018	1.000	433,500,000	433,500,000
4092	701167 00338	SEPEDA MOTOR	HONDA	CRF1000DH 3IN A/T	2019	1.000	362,000,000	362,000,000
4093	701167 00338	SEPEDA MOTOR	HONDA	CRF1000DH 3IN A/T	2018	1.000	343,900,000	343,900,000
4094	701167 00338	SEPEDA MOTOR	HONDA	CRF1000DH 3IN A/T	2017	1.000	326,800,000	326,800,000
4095	701167 00339	SEPEDA MOTOR	HONDA	CRF1000DL2J 4IN A/T	2019	1.000	405,600,000	405,600,000
4096	701167 00339	SEPEDA MOTOR	HONDA	CRF1000DL2J 4IN A/T	2018	1.000	385,400,000	385,400,000
4097	701167 00340	SEPEDA MOTOR	HONDA	CRF1000DLJ 3IN A/T	2019	1.000	405,600,000	405,600,000
4098	701167 00340	SEPEDA MOTOR	HONDA	CRF1000DLJ 3IN A/T	2018	1.000	385,400,000	385,400,000
4099	701167 00341	SEPEDA MOTOR	HONDA	CRF250RLH IN M/T	2018	1.000	44,100,000	44,100,000
4100	701167 00341	SEPEDA MOTOR	HONDA	CRF250RLH IN M/T	2017	1.000	43,300,000	43,300,000
4101	701167 00342	SEPEDA MOTOR	HONDA	CRF250RLJ IN M/T	2019	1.000	55,400,000	55,400,000
4102	701167 00342	SEPEDA MOTOR	HONDA	CRF250RLJ IN M/T	2018	1.000	52,700,000	52,700,000
4103	701167 00515	SEPEDA MOTOR	HONDA	CS12A1RR	2015	1.000	14,500,000	14,500,000
4104	701167 00515	SEPEDA MOTOR	HONDA	CS12A1RR	2014	1.000	13,800,000	13,800,000
4105	701167 00515	SEPEDA MOTOR	HONDA	CS12A1RR	2013	1.000	13,700,000	13,700,000
4106	701167 00515	SEPEDA MOTOR	HONDA	CS12A1RR	2012	1.000	13,600,000	13,600,000
4107	701167 00515	SEPEDA MOTOR	HONDA	CS12A1RR	2011	1.000	13,400,000	13,400,000
4108	701167 00515	SEPEDA MOTOR	HONDA	CS12A1RR	2010	1.000	13,200,000	13,200,000
4109	701167 00515	SEPEDA MOTOR	HONDA	CS12A1RR	2009	1.000	13,000,000	13,000,000
4110	701167 00515	SEPEDA MOTOR	HONDA	CS12A1RR	2008	1.000	12,800,000	12,800,000
4111	701167 00402	SEPEDA MOTOR	HONDA	CYCLE NV 400	1996	1.000	17,200,000	17,200,000
4112	701167 00089	SEPEDA MOTOR	HONDA	C1M02N42L0 A/T	2019	1.000	11,400,000	11,400,000
4113	701167 00092	SEPEDA MOTOR	HONDA	C1M02N41L0 A/T	2019	1.000	11,100,000	11,100,000
4114	701167 00343	SEPEDA MOTOR	HONDA	D1A02N18M1 A/T	2019	1.000	13,200,000	13,200,000
4115	701167 00343	SEPEDA MOTOR	HONDA	D1A02N18M1 A/T	2018	1.000	12,600,000	12,600,000
4116	701167 00343	SEPEDA MOTOR	HONDA	D1A02N18M1 A/T	2017	1.000	12,000,000	12,000,000
4117	701167 00343	SEPEDA MOTOR	HONDA	D1A02N18M1 A/T	2016	1.000	11,400,000	11,400,000
4118	701167 00343	SEPEDA MOTOR	HONDA	D1A02N18M1 A/T	2015	1.000	10,900,000	10,900,000
4119	701167 00344	SEPEDA MOTOR	HONDA	D1A02N19M1 A/T	2019	1.000	13,800,000	13,800,000
4120	701167 00344	SEPEDA MOTOR	HONDA	D1A02N19M1 A/T	2018	1.000	13,200,000	13,200,000
4121	701167 00344	SEPEDA MOTOR	HONDA	D1A02N19M1 A/T	2017	1.000	12,600,000	12,600,000
4122	701167 00344	SEPEDA MOTOR	HONDA	D1A02N19M1 A/T	2016	1.000	12,000,000	12,000,000
4123	701167 00344	SEPEDA MOTOR	HONDA	D1A02N19M1 A/T	2015	1.000	11,400,000	11,400,000
4124	701167 00345	SEPEDA MOTOR	HONDA	D1B02N12L2 A/T	2019	1.000	12,200,000	12,200,000
4125	701167 00345	SEPEDA MOTOR	HONDA	D1B02N12L2 A/T	2018	1.000	11,600,000	11,600,000
4126	701167 00345	SEPEDA MOTOR	HONDA	D1B02N12L2 A/T	2017	1.000	11,100,000	11,100,000
4127	701167 00345	SEPEDA MOTOR	HONDA	D1B02N12L2 A/T	2016	1.000	10,600,000	10,600,000
4128	701167 00346	SEPEDA MOTOR	HONDA	D1B02N13L2 A/T	2019	1.000	12,600,000	12,600,000
4129	701167 00346	SEPEDA MOTOR	HONDA	D1B02N13L2 A/T	2018	1.000	12,000,000	12,000,000
4130	701167 00346	SEPEDA MOTOR	HONDA	D1B02N13L2 A/T	2017	1.000	11,400,000	11,400,000
4131	701167 00346	SEPEDA MOTOR	HONDA	D1B02N13L2 A/T	2016	1.000	10,900,000	10,900,000
4132	701167 00347	SEPEDA MOTOR	HONDA	D1B02N26L2 A/T	2019	1.000	12,100,000	12,100,000
4133	701167 00347	SEPEDA MOTOR	HONDA	D1B02N26L2 A/T	2018	1.000	11,500,000	11,500,000
4134	701167 00347	SEPEDA MOTOR	HONDA	D1B02N26L2 A/T	2017	1.000	11,000,000	11,000,000
4135	701167 00347	SEPEDA MOTOR	HONDA	D1B02N26L2 A/T	2016	1.000	10,500,000	10,500,000

NO	KODING	JENIS	MEREK	TIPE	TH BUAT	BOBOT	NJKB	DP PKB
1	2	3	4	5	6	7	8	9
4136	701167 00348	SEPEDA MOTOR	HONDA	E1F02N11M2 A/T	2018	1.000	13,900,000	13,900,000
4137	701167 00348	SEPEDA MOTOR	HONDA	E1F02N11M2 A/T	2017	1.000	13,800,000	13,800,000
4138	701167 00348	SEPEDA MOTOR	HONDA	E1F02N11M2 A/T	2016	1.000	13,500,000	13,500,000
4139	701167 00348	SEPEDA MOTOR	HONDA	E1F02N11M2 A/T	2015	1.000	13,200,000	13,200,000
4140	701167 00349	SEPEDA MOTOR	HONDA	E1F02N12M2 A/T	2018	1.000	14,400,000	14,400,000
4141	701167 00349	SEPEDA MOTOR	HONDA	E1F02N12M2 A/T	2017	1.000	14,200,000	14,200,000
4142	701167 00349	SEPEDA MOTOR	HONDA	E1F02N12M2 A/T	2016	1.000	13,900,000	13,900,000
4143	701167 00349	SEPEDA MOTOR	HONDA	E1F02N12M2 A/T	2015	1.000	13,600,000	13,600,000
4144	701167 00350	SEPEDA MOTOR	HONDA	F1C02N28L0 A/T	2019	1.000	14,300,000	14,300,000
4145	701167 00350	SEPEDA MOTOR	HONDA	F1C02N28L0 A/T	2018	1.000	13,600,000	13,600,000
4146	701167 00350	SEPEDA MOTOR	HONDA	F1C02N28L0 A/T	2017	1.000	13,000,000	13,000,000
4147	701167 00374	SEPEDA MOTOR	HONDA	FORZA X250	2006	1.000	46,000,000	46,000,000
4148	701167 00403	SEPEDA MOTOR	HONDA	FS125 CM	2004	1.000	15,600,000	15,600,000
4149	701167 00403	SEPEDA MOTOR	HONDA	FS125 CM	2003	1.000	15,400,000	15,400,000
4150	701167 00403	SEPEDA MOTOR	HONDA	FS125 CM	2002	1.000	15,000,000	15,000,000
4151	701167 00403	SEPEDA MOTOR	HONDA	FS125 CM	2001	1.000	14,600,000	14,600,000
4152	701167 00404	SEPEDA MOTOR	HONDA	FSX150	2001	1.000	17,700,000	17,700,000
4153	701167 00404	SEPEDA MOTOR	HONDA	FSX150	2000	1.000	16,700,000	16,700,000
4154	701167 00351	SEPEDA MOTOR	HONDA	G2E02R21L0 M/T	2019	1.000	17,200,000	17,200,000
4155	701167 00351	SEPEDA MOTOR	HONDA	G2E02R21L0 M/T	2018	1.000	16,400,000	16,400,000
4156	701167 00502	SEPEDA MOTOR	HONDA	G2E02R21L0 M/T	2017	1.000	16,600,000	16,600,000
4157	701167 00502	SEPEDA MOTOR	HONDA	G2E02R21L0 M/T	2016	1.000	16,300,000	16,300,000
4158	701167 00405	SEPEDA MOTOR	HONDA	GL100	1992	1.000	4,000,000	4,000,000
4159	701167 00405	SEPEDA MOTOR	HONDA	GL100	1991	1.000	3,800,000	3,800,000
4160	701167 00405	SEPEDA MOTOR	HONDA	GL100	1990	1.000	3,600,000	3,600,000
4161	701167 00405	SEPEDA MOTOR	HONDA	GL100	1989	1.000	3,400,000	3,400,000
4162	701167 00405	SEPEDA MOTOR	HONDA	GL100	1988	1.000	3,200,000	3,200,000
4163	701167 00405	SEPEDA MOTOR	HONDA	GL100	1987	1.000	3,000,000	3,000,000
4164	701167 00405	SEPEDA MOTOR	HONDA	GL100	1986	1.000	2,900,000	2,900,000
4165	701167 00405	SEPEDA MOTOR	HONDA	GL100	1985	1.000	2,800,000	2,800,000
4166	701167 00405	SEPEDA MOTOR	HONDA	GL100	1984	1.000	2,700,000	2,700,000
4167	701167 00405	SEPEDA MOTOR	HONDA	GL100	1983	1.000	2,600,000	2,600,000
4168	701167 00405	SEPEDA MOTOR	HONDA	GL100	1982	1.000	2,500,000	2,500,000
4169	701167 00405	SEPEDA MOTOR	HONDA	GL100	1981	1.000	2,400,000	2,400,000
4170	701167 00405	SEPEDA MOTOR	HONDA	GL100	1980	1.000	2,200,000	2,200,000
4171	701167 00405	SEPEDA MOTOR	HONDA	GL100	1979	1.000	2,200,000	2,200,000
4172	701167 00405	SEPEDA MOTOR	HONDA	GL100	1978	1.000	2,200,000	2,200,000
4173	701167 00523	SEPEDA MOTOR	HONDA	GL 100/GL 100 K/K2/K3/K4	1980	1.000	2,300,000	2,300,000
4174	701167 00406	SEPEDA MOTOR	HONDA	GL100 K	1996	1.000	4,400,000	4,400,000
4175	701167 00406	SEPEDA MOTOR	HONDA	GL100 K	1995	1.000	4,200,000	4,200,000
4176	701167 00406	SEPEDA MOTOR	HONDA	GL100 K	1994	1.000	4,100,000	4,100,000
4177	701167 00406	SEPEDA MOTOR	HONDA	GL100 K	1993	1.000	4,000,000	4,000,000
4178	701167 00406	SEPEDA MOTOR	HONDA	GL100 K	1992	1.000	3,800,000	3,800,000
4179	701167 00406	SEPEDA MOTOR	HONDA	GL100 K	1991	1.000	3,700,000	3,700,000
4180	701167 00406	SEPEDA MOTOR	HONDA	GL100 K	1990	1.000	3,500,000	3,500,000
4181	701167 00406	SEPEDA MOTOR	HONDA	GL100 K	1989	1.000	3,400,000	3,400,000
4182	701167 00406	SEPEDA MOTOR	HONDA	GL100 K	1988	1.000	3,300,000	3,300,000
4183	701167 00406	SEPEDA MOTOR	HONDA	GL100 K	1987	1.000	3,200,000	3,200,000
4184	701167 00406	SEPEDA MOTOR	HONDA	GL100 K	1986	1.000	3,100,000	3,100,000
4185	701167 00406	SEPEDA MOTOR	HONDA	GL100 K	1985	1.000	2,700,000	2,700,000
4186	701167 00406	SEPEDA MOTOR	HONDA	GL100 K	1984	1.000	2,500,000	2,500,000
4187	701167 00407	SEPEDA MOTOR	HONDA	GL100 K2	1998	1.000	4,700,000	4,700,000
4188	701167 00407	SEPEDA MOTOR	HONDA	GL100 K2	1997	1.000	4,500,000	4,500,000
4189	701167 00407	SEPEDA MOTOR	HONDA	GL100 K2	1996	1.000	4,400,000	4,400,000
4190	701167 00407	SEPEDA MOTOR	HONDA	GL100 K2	1995	1.000	4,200,000	4,200,000
4191	701167 00407	SEPEDA MOTOR	HONDA	GL100 K2	1994	1.000	4,100,000	4,100,000
4192	701167 00407	SEPEDA MOTOR	HONDA	GL100 K2	1993	1.000	4,000,000	4,000,000
4193	701167 00407	SEPEDA MOTOR	HONDA	GL100 K2	1992	1.000	3,800,000	3,800,000
4194	701167 00407	SEPEDA MOTOR	HONDA	GL100 K2	1991	1.000	3,700,000	3,700,000
4195	701167 00407	SEPEDA MOTOR	HONDA	GL100 K2	1990	1.000	3,500,000	3,500,000
4196	701167 00407	SEPEDA MOTOR	HONDA	GL100 K2	1989	1.000	3,400,000	3,400,000
4197	701167 00407	SEPEDA MOTOR	HONDA	GL100 K2	1988	1.000	3,300,000	3,300,000
4198	701167 00407	SEPEDA MOTOR	HONDA	GL100 K2	1987	1.000	3,200,000	3,200,000
4199	701167 00407	SEPEDA MOTOR	HONDA	GL100 K2	1986	1.000	3,100,000	3,100,000
4200	701167 00407	SEPEDA MOTOR	HONDA	GL100 K2	1985	1.000	2,900,000	2,900,000
4201	701167 00407	SEPEDA MOTOR	HONDA	GL100 K2	1984	1.000	2,800,000	2,800,000
4202	701167 00407	SEPEDA MOTOR	HONDA	GL100 K2	1983	1.000	2,700,000	2,700,000
4203	701167 00408	SEPEDA MOTOR	HONDA	GL100 K3	1998	1.000	4,700,000	4,700,000
4204	701167 00408	SEPEDA MOTOR	HONDA	GL100 K3	1997	1.000	4,500,000	4,500,000
4205	701167 00408	SEPEDA MOTOR	HONDA	GL100 K3	1996	1.000	4,400,000	4,400,000
4206	701167 00408	SEPEDA MOTOR	HONDA	GL100 K3	1995	1.000	4,200,000	4,200,000
4207	701167 00408	SEPEDA MOTOR	HONDA	GL100 K3	1994	1.000	4,100,000	4,100,000
4208	701167 00408	SEPEDA MOTOR	HONDA	GL100 K3	1993	1.000	4,000,000	4,000,000
4209	701167 00408	SEPEDA MOTOR	HONDA	GL100 K3	1992	1.000	3,800,000	3,800,000
4210	701167 00408	SEPEDA MOTOR	HONDA	GL100 K3	1991	1.000	3,700,000	3,700,000
4211	701167 00408	SEPEDA MOTOR	HONDA	GL100 K3	1990	1.000	3,500,000	3,500,000
4212	701167 00408	SEPEDA MOTOR	HONDA	GL100 K3	1989	1.000	3,400,000	3,400,000
4213	701167 00408	SEPEDA MOTOR	HONDA	GL100 K3	1988	1.000	3,200,000	3,200,000
4214	701167 00408	SEPEDA MOTOR	HONDA	GL100 K3	1987	1.000	3,000,000	3,000,000
4215	701167 00408	SEPEDA MOTOR	HONDA	GL100 K3	1986	1.000	2,900,000	2,900,000
4216	701167 00408	SEPEDA MOTOR	HONDA	GL100 K3	1985	1.000	2,700,000	2,700,000
4217	701167 00408	SEPEDA MOTOR	HONDA	GL100 K3	1984	1.000	2,600,000	2,600,000
4218	701167 00408	SEPEDA MOTOR	HONDA	GL100 K3	1983	1.000	2,500,000	2,500,000
4219	701167 00408	SEPEDA MOTOR	HONDA	GL100 K3	1982	1.000	2,400,000	2,400,000
4220	701167 00408	SEPEDA MOTOR	HONDA	GL100 K3	1981	1.000	2,300,000	2,300,000
4221	701167 00408	SEPEDA MOTOR	HONDA	GL100 K3	1980	1.000	2,200,000	2,200,000
4222	701167 00409	SEPEDA MOTOR	HONDA	GL100 K4	1998	1.000	4,700,000	4,700,000
4223	701167 00409	SEPEDA MOTOR	HONDA	GL100 K4	1997	1.000	4,500,000	4,500,000
4224	701167 00409	SEPEDA MOTOR	HONDA	GL100 K4	1996	1.000	4,400,000	4,400,000
4225	701167 00409	SEPEDA MOTOR	HONDA	GL100 K4	1995	1.000	4,200,000	4,200,000

NO	KODING	JENIS	MEREK	TIPE	TH BUAT	BOBOT	NJKB	DP PKB
1	2	3	4	5	6	7	8	9
4226	701167 00409	SEPEDA MOTOR	HONDA	GL100 K4	1994	1.000	4,100,000	4,100,000
4227	701167 00409	SEPEDA MOTOR	HONDA	GL100 K4	1993	1.000	4,000,000	4,000,000
4228	701167 00409	SEPEDA MOTOR	HONDA	GL100 K4	1992	1.000	3,800,000	3,800,000
4229	701167 00409	SEPEDA MOTOR	HONDA	GL100 K4	1991	1.000	3,700,000	3,700,000
4230	701167 00409	SEPEDA MOTOR	HONDA	GL100 K4	1990	1.000	3,500,000	3,500,000
4231	701167 00409	SEPEDA MOTOR	HONDA	GL100 K4	1989	1.000	3,400,000	3,400,000
4232	701167 00409	SEPEDA MOTOR	HONDA	GL100 K4	1988	1.000	3,300,000	3,300,000
4233	701167 00409	SEPEDA MOTOR	HONDA	GL100 K4	1987	1.000	3,200,000	3,200,000
4234	701167 00409	SEPEDA MOTOR	HONDA	GL100 K4	1986	1.000	3,100,000	3,100,000
4235	701167 00409	SEPEDA MOTOR	HONDA	GL100 K4	1985	1.000	2,900,000	2,900,000
4236	701167 00409	SEPEDA MOTOR	HONDA	GL100 K4	1984	1.000	2,800,000	2,800,000
4237	701167 00409	SEPEDA MOTOR	HONDA	GL100 K4	1983	1.000	2,700,000	2,700,000
4238	701167 00410	SEPEDA MOTOR	HONDA	GL125	1998	1.000	4,700,000	4,700,000
4239	701167 00410	SEPEDA MOTOR	HONDA	GL125	1997	1.000	4,500,000	4,500,000
4240	701167 00410	SEPEDA MOTOR	HONDA	GL125	1996	1.000	4,400,000	4,400,000
4241	701167 00410	SEPEDA MOTOR	HONDA	GL125	1995	1.000	4,200,000	4,200,000
4242	701167 00410	SEPEDA MOTOR	HONDA	GL125	1994	1.000	4,100,000	4,100,000
4243	701167 00410	SEPEDA MOTOR	HONDA	GL125	1993	1.000	4,000,000	4,000,000
4244	701167 00410	SEPEDA MOTOR	HONDA	GL125	1992	1.000	3,800,000	3,800,000
4245	701167 00410	SEPEDA MOTOR	HONDA	GL125	1991	1.000	3,700,000	3,700,000
4246	701167 00410	SEPEDA MOTOR	HONDA	GL125	1990	1.000	3,500,000	3,500,000
4247	701167 00410	SEPEDA MOTOR	HONDA	GL125	1989	1.000	3,400,000	3,400,000
4248	701167 00410	SEPEDA MOTOR	HONDA	GL125	1988	1.000	3,300,000	3,300,000
4249	701167 00410	SEPEDA MOTOR	HONDA	GL125	1987	1.000	3,200,000	3,200,000
4250	701167 00410	SEPEDA MOTOR	HONDA	GL125	1986	1.000	3,000,000	3,000,000
4251	701167 00410	SEPEDA MOTOR	HONDA	GL125	1985	1.000	2,700,000	2,700,000
4252	701167 00410	SEPEDA MOTOR	HONDA	GL125	1984	1.000	2,600,000	2,600,000
4253	701167 00410	SEPEDA MOTOR	HONDA	GL125	1983	1.000	2,500,000	2,500,000
4254	701167 00410	SEPEDA MOTOR	HONDA	GL125	1982	1.000	2,400,000	2,400,000
4255	701167 00410	SEPEDA MOTOR	HONDA	GL125	1981	1.000	2,300,000	2,300,000
4256	701167 00410	SEPEDA MOTOR	HONDA	GL125	1980	1.000	2,000,000	2,000,000
4257	701167 00410	SEPEDA MOTOR	HONDA	GL125	1979	1.000	2,000,000	2,000,000
4258	701167 00411	SEPEDA MOTOR	HONDA	GL 125 K	1998	1.000	4,700,000	4,700,000
4259	701167 00411	SEPEDA MOTOR	HONDA	GL 125 K	1997	1.000	4,500,000	4,500,000
4260	701167 00411	SEPEDA MOTOR	HONDA	GL 125 K	1996	1.000	4,400,000	4,400,000
4261	701167 00411	SEPEDA MOTOR	HONDA	GL 125 K	1995	1.000	4,200,000	4,200,000
4262	701167 00411	SEPEDA MOTOR	HONDA	GL 125 K	1994	1.000	4,100,000	4,100,000
4263	701167 00411	SEPEDA MOTOR	HONDA	GL 125 K	1993	1.000	4,000,000	4,000,000
4264	701167 00411	SEPEDA MOTOR	HONDA	GL 125 K	1992	1.000	3,800,000	3,800,000
4265	701167 00411	SEPEDA MOTOR	HONDA	GL 125 K	1991	1.000	3,700,000	3,700,000
4266	701167 00411	SEPEDA MOTOR	HONDA	GL 125 K	1990	1.000	3,500,000	3,500,000
4267	701167 00411	SEPEDA MOTOR	HONDA	GL 125 K	1989	1.000	3,400,000	3,400,000
4268	701167 00411	SEPEDA MOTOR	HONDA	GL 125 K	1988	1.000	3,300,000	3,300,000
4269	701167 00411	SEPEDA MOTOR	HONDA	GL 125 K	1987	1.000	3,200,000	3,200,000
4270	701167 00411	SEPEDA MOTOR	HONDA	GL 125 K	1986	1.000	3,100,000	3,100,000
4271	701167 00411	SEPEDA MOTOR	HONDA	GL 125 K	1985	1.000	2,900,000	2,900,000
4272	701167 00411	SEPEDA MOTOR	HONDA	GL 125 K	1984	1.000	2,800,000	2,800,000
4273	701167 00411	SEPEDA MOTOR	HONDA	GL 125 K	1983	1.000	2,700,000	2,700,000
4274	701167 00411	SEPEDA MOTOR	HONDA	GL 125 K	1982	1.000	2,600,000	2,600,000
4275	701167 00411	SEPEDA MOTOR	HONDA	GL 125 K	1981	1.000	2,500,000	2,500,000
4276	701167 00411	SEPEDA MOTOR	HONDA	GL 125 K	1980	1.000	2,300,000	2,300,000
4277	701167 00412	SEPEDA MOTOR	HONDA	GL1500 K SE	1993	1.000	147,000,000	147,000,000
4278	701167 00412	SEPEDA MOTOR	HONDA	GL1500 K SE	1992	1.000	127,400,000	127,400,000
4279	701167 00412	SEPEDA MOTOR	HONDA	GL1500 K SE	1991	1.000	117,600,000	117,600,000
4280	701167 00412	SEPEDA MOTOR	HONDA	GL1500 K SE	1990	1.000	107,800,000	107,800,000
4281	701167 00412	SEPEDA MOTOR	HONDA	GL1500 K SE	1989	1.000	100,000,000	100,000,000
4282	701167 00412	SEPEDA MOTOR	HONDA	GL1500 K SE	1988	1.000	90,000,000	90,000,000
4283	701167 00412	SEPEDA MOTOR	HONDA	GL1500 K SE	1987	1.000	82,000,000	82,000,000
4284	701167 00538	SEPEDA MOTOR	HONDA	GL15A1D M/T	2015	1.000	15,300,000	15,300,000
4285	701167 00538	SEPEDA MOTOR	HONDA	GL15A1D M/T	2014	1.000	14,600,000	14,600,000
4286	701167 00538	SEPEDA MOTOR	HONDA	GL15A1D M/T	2013	1.000	14,500,000	14,500,000
4287	701167 00538	SEPEDA MOTOR	HONDA	GL15A1D M/T	2012	1.000	14,400,000	14,400,000
4288	701167 00538	SEPEDA MOTOR	HONDA	GL15A1D M/T	2011	1.000	14,200,000	14,200,000
4289	701167 00538	SEPEDA MOTOR	HONDA	GL15A1D M/T	2010	1.000	13,700,000	13,700,000
4290	701167 00539	SEPEDA MOTOR	HONDA	GL15A1RR M/T	2015	1.000	16,400,000	16,400,000
4291	701167 00539	SEPEDA MOTOR	HONDA	GL15A1RR M/T	2014	1.000	15,600,000	15,600,000
4292	701167 00539	SEPEDA MOTOR	HONDA	GL15A1RR M/T	2013	1.000	15,400,000	15,400,000
4293	701167 00539	SEPEDA MOTOR	HONDA	GL15A1RR M/T	2012	1.000	15,300,000	15,300,000
4294	701167 00539	SEPEDA MOTOR	HONDA	GL15A1RR M/T	2011	1.000	15,100,000	15,100,000
4295	701167 00539	SEPEDA MOTOR	HONDA	GL15A1RR M/T	2010	1.000	14,500,000	14,500,000
4296	701167 00352	SEPEDA MOTOR	HONDA	GL15B1DF M/T	2018	1.000	14,400,000	14,400,000
4297	701167 00352	SEPEDA MOTOR	HONDA	GL15B1DF M/T	2017	1.000	14,300,000	14,300,000
4298	701167 00352	SEPEDA MOTOR	HONDA	GL15B1DF M/T	2016	1.000	14,000,000	14,000,000
4299	701167 00352	SEPEDA MOTOR	HONDA	GL15B1DF M/T	2015	1.000	13,700,000	13,700,000
4300	701167 00352	SEPEDA MOTOR	HONDA	GL15B1DF M/T	2014	1.000	13,400,000	13,400,000
4301	701167 00352	SEPEDA MOTOR	HONDA	GL15B1DF M/T	2013	1.000	13,100,000	13,100,000
4302	701167 00353	SEPEDA MOTOR	HONDA	GL15C21A07 M/T	2018	1.000	16,700,000	16,700,000
4303	701167 00353	SEPEDA MOTOR	HONDA	GL15C21A07 M/T	2017	1.000	16,600,000	16,600,000
4304	701167 00353	SEPEDA MOTOR	HONDA	GL15C21A07 M/T	2016	1.000	16,300,000	16,300,000
4305	701167 00353	SEPEDA MOTOR	HONDA	GL15C21A07 M/T	2015	1.000	16,000,000	16,000,000
4306	701167 00353	SEPEDA MOTOR	HONDA	GL15C21A07 M/T	2014	1.000	15,700,000	15,700,000
4307	701167 00353	SEPEDA MOTOR	HONDA	GL15C21A07 M/T	2013	1.000	15,400,000	15,400,000
4308	701167 00413	SEPEDA MOTOR	HONDA	GL160 D	2010	1.000	15,800,000	15,800,000
4309	701167 00413	SEPEDA MOTOR	HONDA	GL160 D	2009	1.000	15,000,000	15,000,000
4310	701167 00413	SEPEDA MOTOR	HONDA	GL160 D	2008	1.000	14,200,000	14,200,000
4311	701167 00413	SEPEDA MOTOR	HONDA	GL160 D	2007	1.000	13,800,000	13,800,000
4312	701167 00413	SEPEDA MOTOR	HONDA	GL160 D	2006	1.000	13,200,000	13,200,000
4313	701167 00510	SEPEDA MOTOR	HONDA	GL160 D CW	2010	1.000	16,200,000	16,200,000
4314	701167 00510	SEPEDA MOTOR	HONDA	GL160 D CW	2009	1.000	15,400,000	15,400,000
4315	701167 00510	SEPEDA MOTOR	HONDA	GL160 D CW	2008	1.000	14,600,000	14,600,000

NO	KODING	JENIS	MEREK	TIPE	TH BUAT	BOBOT	NJKB	DP PKB
1	2	3	4	5	6	7	8	9
4316	701167 00510	SEPEDA MOTOR	HONDA	GL160 D CW	2007	1.000	14,000,000	14,000,000
4317	701167 00510	SEPEDA MOTOR	HONDA	GL160 D CW	2006	1.000	13,400,000	13,400,000
4318	701167 00354	SEPEDA MOTOR	HONDA	GL1800DJ IN A/T	2019	1.000	787,800,000	787,800,000
4319	701167 00354	SEPEDA MOTOR	HONDA	GL1800DJ IN A/T	2018	1.000	748,500,000	748,500,000
4320	701167 00414	SEPEDA MOTOR	HONDA	GL200 CW (TIGER 2000)	2010	1.000	21,000,000	21,000,000
4321	701167 00414	SEPEDA MOTOR	HONDA	GL200 CW (TIGER 2000)	2009	1.000	20,000,000	20,000,000
4322	701167 00414	SEPEDA MOTOR	HONDA	GL200 CW (TIGER 2000)	2008	1.000	19,000,000	19,000,000
4323	701167 00414	SEPEDA MOTOR	HONDA	GL200 CW (TIGER 2000)	2007	1.000	18,600,000	18,600,000
4324	701167 00414	SEPEDA MOTOR	HONDA	GL200 CW (TIGER 2000)	2006	1.000	17,000,000	17,000,000
4325	701167 00414	SEPEDA MOTOR	HONDA	GL200 CW (TIGER 2000)	2005	1.000	14,300,000	14,300,000
4326	701167 00414	SEPEDA MOTOR	HONDA	GL200 CW (TIGER 2000)	2004	1.000	14,000,000	14,000,000
4327	701167 00414	SEPEDA MOTOR	HONDA	GL200 CW (TIGER 2000)	2003	1.000	13,900,000	13,900,000
4328	701167 00414	SEPEDA MOTOR	HONDA	GL200 CW (TIGER 2000)	2002	1.000	13,600,000	13,600,000
4329	701167 00414	SEPEDA MOTOR	HONDA	GL200 CW (TIGER 2000)	2001	1.000	13,200,000	13,200,000
4330	701167 00414	SEPEDA MOTOR	HONDA	GL200 CW (TIGER 2000)	2000	1.000	12,800,000	12,800,000
4331	701167 00415	SEPEDA MOTOR	HONDA	GL200 D	2010	1.000	19,700,000	19,700,000
4332	701167 00415	SEPEDA MOTOR	HONDA	GL200 D	2009	1.000	18,800,000	18,800,000
4333	701167 00415	SEPEDA MOTOR	HONDA	GL200 D	2008	1.000	17,900,000	17,900,000
4334	701167 00415	SEPEDA MOTOR	HONDA	GL200 D	2007	1.000	17,600,000	17,600,000
4335	701167 00415	SEPEDA MOTOR	HONDA	GL200 D	2006	1.000	16,900,000	16,900,000
4336	701167 00416	SEPEDA MOTOR	HONDA	GL200 R	2013	1.000	24,300,000	24,300,000
4337	701167 00416	SEPEDA MOTOR	HONDA	GL200 R	2012	1.000	23,100,000	23,100,000
4338	701167 00416	SEPEDA MOTOR	HONDA	GL200 R	2011	1.000	22,000,000	22,000,000
4339	701167 00416	SEPEDA MOTOR	HONDA	GL200 R	2010	1.000	21,000,000	21,000,000
4340	701167 00416	SEPEDA MOTOR	HONDA	GL200 R	2009	1.000	20,000,000	20,000,000
4341	701167 00416	SEPEDA MOTOR	HONDA	GL200 R	2008	1.000	19,000,000	19,000,000
4342	701167 00416	SEPEDA MOTOR	HONDA	GL200 R	2007	1.000	18,600,000	18,600,000
4343	701167 00416	SEPEDA MOTOR	HONDA	GL200 R	2006	1.000	17,800,000	17,800,000
4344	701167 00416	SEPEDA MOTOR	HONDA	GL200 R	2005	1.000	16,900,000	16,900,000
4345	701167 00416	SEPEDA MOTOR	HONDA	GL200 R	2004	1.000	16,100,000	16,100,000
4346	701167 00521	SEPEDA MOTOR	HONDA	GL 200 R1	2015	1.000	21,100,000	21,100,000
4347	701167 00521	SEPEDA MOTOR	HONDA	GL 200 R1	2014	1.000	20,100,000	20,100,000
4348	701167 00521	SEPEDA MOTOR	HONDA	GL 200 R1	2013	1.000	18,900,000	18,900,000
4349	701167 00521	SEPEDA MOTOR	HONDA	GL 200 R1	2012	1.000	18,100,000	18,100,000
4350	701167 00521	SEPEDA MOTOR	HONDA	GL 200 R1	2011	1.000	17,300,000	17,300,000
4351	701167 00521	SEPEDA MOTOR	HONDA	GL 200 R1	2010	1.000	16,300,000	16,300,000
4352	701167 00521	SEPEDA MOTOR	HONDA	GL 200 R1	2009	1.000	15,600,000	15,600,000
4353	701167 00521	SEPEDA MOTOR	HONDA	GL 200 R1	2008	1.000	14,700,000	14,700,000
4354	701167 00417	SEPEDA MOTOR	HONDA	GL200 SPORT (TIGER 2000)	2010	1.000	19,600,000	19,600,000
4355	701167 00417	SEPEDA MOTOR	HONDA	GL200 SPORT (TIGER 2000)	2009	1.000	18,700,000	18,700,000
4356	701167 00417	SEPEDA MOTOR	HONDA	GL200 SPORT (TIGER 2000)	2008	1.000	17,800,000	17,800,000
4357	701167 00417	SEPEDA MOTOR	HONDA	GL200 SPORT (TIGER 2000)	2007	1.000	17,300,000	17,300,000
4358	701167 00417	SEPEDA MOTOR	HONDA	GL200 SPORT (TIGER 2000)	2006	1.000	16,600,000	16,600,000
4359	701167 00417	SEPEDA MOTOR	HONDA	GL200 SPORT (TIGER 2000)	2005	1.000	13,400,000	13,400,000
4360	701167 00417	SEPEDA MOTOR	HONDA	GL200 SPORT (TIGER 2000)	2004	1.000	13,000,000	13,000,000
4361	701167 00417	SEPEDA MOTOR	HONDA	GL200 SPORT (TIGER 2000)	2003	1.000	12,600,000	12,600,000
4362	701167 00417	SEPEDA MOTOR	HONDA	GL200 SPORT (TIGER 2000)	2002	1.000	12,100,000	12,100,000
4363	701167 00417	SEPEDA MOTOR	HONDA	GL200 SPORT (TIGER 2000)	2001	1.000	10,900,000	10,900,000
4364	701167 00417	SEPEDA MOTOR	HONDA	GL200 SPORT (TIGER 2000)	2000	1.000	10,300,000	10,300,000
4365	701167 00417	SEPEDA MOTOR	HONDA	GL200 SPORT (TIGER 2000)	1999	1.000	10,000,000	10,000,000
4366	701167 00417	SEPEDA MOTOR	HONDA	GL200 SPORT (TIGER 2000)	1998	1.000	9,600,000	9,600,000
4367	701167 00417	SEPEDA MOTOR	HONDA	GL200 SPORT (TIGER 2000)	1997	1.000	9,300,000	9,300,000
4368	701167 00417	SEPEDA MOTOR	HONDA	GL200 SPORT (TIGER 2000)	1996	1.000	8,400,000	8,400,000
4369	701167 00417	SEPEDA MOTOR	HONDA	GL200 SPORT (TIGER 2000)	1995	1.000	7,500,000	7,500,000
4370	701167 00417	SEPEDA MOTOR	HONDA	GL200 SPORT (TIGER 2000)	1994	1.000	6,800,000	6,800,000
4371	701167 00417	SEPEDA MOTOR	HONDA	GL200 SPORT (TIGER 2000)	1993	1.000	6,200,000	6,200,000
4372	701167 00417	SEPEDA MOTOR	HONDA	GL200 SPORT (TIGER 2000)	1992	1.000	4,900,000	4,900,000
4373	701167 00417	SEPEDA MOTOR	HONDA	GL200 SPORT (TIGER 2000)	1991	1.000	4,600,000	4,600,000
4374	701167 00417	SEPEDA MOTOR	HONDA	GL200 SPORT (TIGER 2000)	1990	1.000	4,400,000	4,400,000
4375	701167 00418	SEPEDA MOTOR	HONDA	GLADE	1992	1.000	15,900,000	15,900,000
4376	701167 00421	SEPEDA MOTOR	HONDA	GLMAX 115cc	2009	1.000	13,300,000	13,300,000
4377	701167 00421	SEPEDA MOTOR	HONDA	GLMAX 115cc	2008	1.000	12,600,000	12,600,000
4378	701167 00421	SEPEDA MOTOR	HONDA	GLMAX 115cc	2007	1.000	12,200,000	12,200,000
4379	701167 00421	SEPEDA MOTOR	HONDA	GLMAX 115cc	2006	1.000	11,500,000	11,500,000
4380	701167 00421	SEPEDA MOTOR	HONDA	GLMAX 115cc	2005	1.000	9,900,000	9,900,000
4381	701167 00421	SEPEDA MOTOR	HONDA	GLMAX 115cc	2004	1.000	9,600,000	9,600,000
4382	701167 00421	SEPEDA MOTOR	HONDA	GLMAX 115cc	2003	1.000	9,500,000	9,500,000
4383	701167 00421	SEPEDA MOTOR	HONDA	GLMAX 115cc	2002	1.000	9,300,000	9,300,000
4384	701167 00421	SEPEDA MOTOR	HONDA	GLMAX 115cc	2001	1.000	9,000,000	9,000,000
4385	701167 00421	SEPEDA MOTOR	HONDA	GLMAX 115cc	2000	1.000	8,200,000	8,200,000
4386	701167 00421	SEPEDA MOTOR	HONDA	GLMAX 115cc	1999	1.000	7,700,000	7,700,000
4387	701167 00421	SEPEDA MOTOR	HONDA	GLMAX 115cc	1998	1.000	7,200,000	7,200,000
4388	701167 00421	SEPEDA MOTOR	HONDA	GLMAX 115cc	1997	1.000	6,700,000	6,700,000
4389	701167 00421	SEPEDA MOTOR	HONDA	GLMAX 115cc	1996	1.000	6,300,000	6,300,000
4390	701167 00421	SEPEDA MOTOR	HONDA	GLMAX 115cc	1995	1.000	5,900,000	5,900,000
4391	701167 00421	SEPEDA MOTOR	HONDA	GLMAX 115cc	1994	1.000	5,500,000	5,500,000
4392	701167 00421	SEPEDA MOTOR	HONDA	GLMAX 115cc	1993	1.000	5,200,000	5,200,000
4393	701167 00421	SEPEDA MOTOR	HONDA	GLMAX 115cc	1992	1.000	4,900,000	4,900,000
4394	701167 00421	SEPEDA MOTOR	HONDA	GLMAX 115cc	1991	1.000	4,600,000	4,600,000
4395	701167 00421	SEPEDA MOTOR	HONDA	GLMAX 115cc	1990	1.000	4,400,000	4,400,000
4396	701167 00421	SEPEDA MOTOR	HONDA	GLMAX 115cc	1989	1.000	4,200,000	4,200,000
4397	701167 00421	SEPEDA MOTOR	HONDA	GLMAX 115cc	1988	1.000	3,900,000	3,900,000
4398	701167 00421	SEPEDA MOTOR	HONDA	GLMAX 115cc	1987	1.000	3,700,000	3,700,000
4399	701167 00421	SEPEDA MOTOR	HONDA	GLMAX 115cc	1986	1.000	3,400,000	3,400,000
4400	701167 00421	SEPEDA MOTOR	HONDA	GLMAX 115cc	1985	1.000	3,200,000	3,200,000
4401	701167 00421	SEPEDA MOTOR	HONDA	GLMAX 115cc	1984	1.000	2,900,000	2,900,000
4402	701167 00421	SEPEDA MOTOR	HONDA	GLMAX 115cc	1983	1.000	2,700,000	2,700,000
4403	701167 00422	SEPEDA MOTOR	HONDA	GLMAX II SPORT	2009	1.000	13,300,000	13,300,000
4404	701167 00422	SEPEDA MOTOR	HONDA	GLMAX II SPORT	2008	1.000	12,600,000	12,600,000
4405	701167 00422	SEPEDA MOTOR	HONDA	GLMAX II SPORT	2007	1.000	12,200,000	12,200,000

NO	KODING	JENIS	MEREK	TIPE	TH BUAT	BOBOT	NJKB	DP PKB
1	2	3	4	5	6	7	8	9
4496	701167 00425	SEPEDA MOTOR	HONDA	GLMAX M.7	1997	1.000	6,700,000	6,700,000
4497	701167 00425	SEPEDA MOTOR	HONDA	GLMAX M.7	1996	1.000	6,300,000	6,300,000
4498	701167 00425	SEPEDA MOTOR	HONDA	GLMAX M.7	1995	1.000	5,900,000	5,900,000
4499	701167 00425	SEPEDA MOTOR	HONDA	GLMAX M.7	1994	1.000	5,500,000	5,500,000
4500	701167 00425	SEPEDA MOTOR	HONDA	GLMAX M.7	1993	1.000	5,200,000	5,200,000
4501	701167 00425	SEPEDA MOTOR	HONDA	GLMAX M.7	1992	1.000	4,900,000	4,900,000
4502	701167 00425	SEPEDA MOTOR	HONDA	GLMAX M.7	1991	1.000	4,600,000	4,600,000
4503	701167 00425	SEPEDA MOTOR	HONDA	GLMAX M.7	1990	1.000	4,400,000	4,400,000
4504	701167 00425	SEPEDA MOTOR	HONDA	GLMAX M.7	1989	1.000	4,200,000	4,200,000
4505	701167 00425	SEPEDA MOTOR	HONDA	GLMAX M.7	1988	1.000	3,900,000	3,900,000
4506	701167 00425	SEPEDA MOTOR	HONDA	GLMAX M.7	1987	1.000	3,700,000	3,700,000
4507	701167 00425	SEPEDA MOTOR	HONDA	GLMAX M.7	1986	1.000	3,400,000	3,400,000
4508	701167 00425	SEPEDA MOTOR	HONDA	GLMAX M.7	1985	1.000	3,200,000	3,200,000
4509	701167 00425	SEPEDA MOTOR	HONDA	GLMAX M.7	1984	1.000	2,900,000	2,900,000
4510	701167 00425	SEPEDA MOTOR	HONDA	GLMAX M.7	1983	1.000	2,700,000	2,700,000
4511	701167 00420	SEPEDA MOTOR	HONDA	GLM II	2009	1.000	13,300,000	13,300,000
4512	701167 00420	SEPEDA MOTOR	HONDA	GLM II	2008	1.000	12,600,000	12,600,000
4513	701167 00420	SEPEDA MOTOR	HONDA	GLM II	2007	1.000	12,200,000	12,200,000
4514	701167 00420	SEPEDA MOTOR	HONDA	GLM II	2006	1.000	11,500,000	11,500,000
4515	701167 00420	SEPEDA MOTOR	HONDA	GLM II	2005	1.000	9,900,000	9,900,000
4516	701167 00420	SEPEDA MOTOR	HONDA	GLM II	2004	1.000	9,600,000	9,600,000
4517	701167 00420	SEPEDA MOTOR	HONDA	GLM II	2003	1.000	9,500,000	9,500,000
4518	701167 00420	SEPEDA MOTOR	HONDA	GLM II	2002	1.000	9,300,000	9,300,000
4519	701167 00420	SEPEDA MOTOR	HONDA	GLM II	2001	1.000	9,000,000	9,000,000
4520	701167 00420	SEPEDA MOTOR	HONDA	GLM II	2000	1.000	8,200,000	8,200,000
4521	701167 00420	SEPEDA MOTOR	HONDA	GLM II	1999	1.000	7,700,000	7,700,000
4522	701167 00420	SEPEDA MOTOR	HONDA	GLM II	1998	1.000	7,200,000	7,200,000
4523	701167 00420	SEPEDA MOTOR	HONDA	GLM II	1997	1.000	6,700,000	6,700,000
4524	701167 00420	SEPEDA MOTOR	HONDA	GLM II	1996	1.000	6,300,000	6,300,000
4525	701167 00420	SEPEDA MOTOR	HONDA	GLM II	1995	1.000	5,900,000	5,900,000
4526	701167 00420	SEPEDA MOTOR	HONDA	GLM II	1994	1.000	5,500,000	5,500,000
4527	701167 00420	SEPEDA MOTOR	HONDA	GLM II	1993	1.000	5,200,000	5,200,000
4528	701167 00420	SEPEDA MOTOR	HONDA	GLM II	1992	1.000	4,900,000	4,900,000
4529	701167 00420	SEPEDA MOTOR	HONDA	GLM II	1991	1.000	4,600,000	4,600,000
4530	701167 00420	SEPEDA MOTOR	HONDA	GLM II	1990	1.000	4,400,000	4,400,000
4531	701167 00420	SEPEDA MOTOR	HONDA	GLM II	1989	1.000	4,200,000	4,200,000
4532	701167 00420	SEPEDA MOTOR	HONDA	GLM II	1988	1.000	3,900,000	3,900,000
4533	701167 00420	SEPEDA MOTOR	HONDA	GLM II	1987	1.000	3,700,000	3,700,000
4534	701167 00420	SEPEDA MOTOR	HONDA	GLM II	1986	1.000	3,400,000	3,400,000
4535	701167 00420	SEPEDA MOTOR	HONDA	GLM II	1985	1.000	3,200,000	3,200,000
4536	701167 00420	SEPEDA MOTOR	HONDA	GLM II	1984	1.000	2,900,000	2,900,000
4537	701167 00420	SEPEDA MOTOR	HONDA	GLM II	1983	1.000	2,700,000	2,700,000
4538	701167 00430	SEPEDA MOTOR	HONDA	GLP4	2010	1.000	15,500,000	15,500,000
4539	701167 00430	SEPEDA MOTOR	HONDA	GLP4	2009	1.000	14,800,000	14,800,000
4540	701167 00430	SEPEDA MOTOR	HONDA	GLP4	2008	1.000	14,000,000	14,000,000
4541	701167 00430	SEPEDA MOTOR	HONDA	GLP4	2007	1.000	13,500,000	13,500,000
4542	701167 00430	SEPEDA MOTOR	HONDA	GLP4	2006	1.000	12,500,000	12,500,000
4543	701167 00430	SEPEDA MOTOR	HONDA	GLP4	2005	1.000	11,700,000	11,700,000
4544	701167 00430	SEPEDA MOTOR	HONDA	GLP4	2004	1.000	11,300,000	11,300,000
4545	701167 00430	SEPEDA MOTOR	HONDA	GLP4	2003	1.000	11,100,000	11,100,000
4546	701167 00430	SEPEDA MOTOR	HONDA	GLP4	2002	1.000	10,900,000	10,900,000
4547	701167 00430	SEPEDA MOTOR	HONDA	GLP4	2001	1.000	10,600,000	10,600,000
4548	701167 00430	SEPEDA MOTOR	HONDA	GLP4	2000	1.000	10,500,000	10,500,000
4549	701167 00430	SEPEDA MOTOR	HONDA	GLP4	1999	1.000	9,200,000	9,200,000
4550	701167 00430	SEPEDA MOTOR	HONDA	GLP4	1998	1.000	8,200,000	8,200,000
4551	701167 00430	SEPEDA MOTOR	HONDA	GLP4	1997	1.000	7,700,000	7,700,000
4552	701167 00430	SEPEDA MOTOR	HONDA	GLP4	1996	1.000	6,800,000	6,800,000
4553	701167 00430	SEPEDA MOTOR	HONDA	GLP4	1995	1.000	6,600,000	6,600,000
4554	701167 00430	SEPEDA MOTOR	HONDA	GLP4	1994	1.000	6,300,000	6,300,000
4555	701167 00430	SEPEDA MOTOR	HONDA	GLP4	1993	1.000	6,000,000	6,000,000
4556	701167 00430	SEPEDA MOTOR	HONDA	GLP4	1992	1.000	5,400,000	5,400,000
4557	701167 00430	SEPEDA MOTOR	HONDA	GLP4	1991	1.000	5,100,000	5,100,000
4558	701167 00430	SEPEDA MOTOR	HONDA	GLP4	1990	1.000	4,900,000	4,900,000
4559	701167 00430	SEPEDA MOTOR	HONDA	GLP4	1989	1.000	4,600,000	4,600,000
4560	701167 00430	SEPEDA MOTOR	HONDA	GLP4	1988	1.000	4,200,000	4,200,000
4561	701167 00430	SEPEDA MOTOR	HONDA	GLP4	1987	1.000	3,900,000	3,900,000
4562	701167 00430	SEPEDA MOTOR	HONDA	GLP4	1986	1.000	3,700,000	3,700,000
4563	701167 00430	SEPEDA MOTOR	HONDA	GLP4	1985	1.000	3,300,000	3,300,000
4564	701167 00430	SEPEDA MOTOR	HONDA	GLP4	1984	1.000	3,100,000	3,100,000
4565	701167 00430	SEPEDA MOTOR	HONDA	GLP4	1983	1.000	2,800,000	2,800,000
4566	701167 00432	SEPEDA MOTOR	HONDA	GLP4 (MEGA PRO)	2010	1.000	15,500,000	15,500,000
4567	701167 00432	SEPEDA MOTOR	HONDA	GLP4 (MEGA PRO)	2009	1.000	14,800,000	14,800,000
4568	701167 00432	SEPEDA MOTOR	HONDA	GLP4 (MEGA PRO)	2008	1.000	14,000,000	14,000,000
4569	701167 00432	SEPEDA MOTOR	HONDA	GLP4 (MEGA PRO)	2007	1.000	13,500,000	13,500,000
4570	701167 00432	SEPEDA MOTOR	HONDA	GLP4 (MEGA PRO)	2006	1.000	12,500,000	12,500,000
4571	701167 00432	SEPEDA MOTOR	HONDA	GLP4 (MEGA PRO)	2005	1.000	11,700,000	11,700,000
4572	701167 00432	SEPEDA MOTOR	HONDA	GLP4 (MEGA PRO)	2004	1.000	11,300,000	11,300,000
4573	701167 00431	SEPEDA MOTOR	HONDA	GLP4 (MEGA PRO CW)	2010	1.000	16,200,000	16,200,000
4574	701167 00431	SEPEDA MOTOR	HONDA	GLP4 (MEGA PRO CW)	2009	1.000	15,400,000	15,400,000
4575	701167 00431	SEPEDA MOTOR	HONDA	GLP4 (MEGA PRO CW)	2008	1.000	14,600,000	14,600,000
4576	701167 00431	SEPEDA MOTOR	HONDA	GLP4 (MEGA PRO CW)	2007	1.000	14,000,000	14,000,000
4577	701167 00431	SEPEDA MOTOR	HONDA	GLP4 (MEGA PRO CW)	2006	1.000	13,000,000	13,000,000
4578	701167 00433	SEPEDA MOTOR	HONDA	GLP5	2010	1.000	15,500,000	15,500,000
4579	701167 00433	SEPEDA MOTOR	HONDA	GLP5	2009	1.000	14,800,000	14,800,000
4580	701167 00433	SEPEDA MOTOR	HONDA	GLP5	2008	1.000	14,000,000	14,000,000
4581	701167 00433	SEPEDA MOTOR	HONDA	GLP5	2007	1.000	13,500,000	13,500,000
4582	701167 00433	SEPEDA MOTOR	HONDA	GLP5	2006	1.000	12,500,000	12,500,000
4583	701167 00433	SEPEDA MOTOR	HONDA	GLP5	2005	1.000	11,700,000	11,700,000
4584	701167 00433	SEPEDA MOTOR	HONDA	GLP5	2004	1.000	11,300,000	11,300,000
4585	701167 00433	SEPEDA MOTOR	HONDA	GLP5	2003	1.000	11,100,000	11,100,000

NO	KODING	JENIS	MEREK	TIPE	TH BUAT	BOBOT	NJKB	DP PKB
1	2	3	4	5	6	7	8	9
4586	701167 00433	SEPEDA MOTOR	HONDA	GLP5	2002	1.000	10,900,000	10,900,000
4587	701167 00433	SEPEDA MOTOR	HONDA	GLP5	2001	1.000	10,600,000	10,600,000
4588	701167 00433	SEPEDA MOTOR	HONDA	GLP5	2000	1.000	10,500,000	10,500,000
4589	701167 00433	SEPEDA MOTOR	HONDA	GLP5	1999	1.000	9,200,000	9,200,000
4590	701167 00433	SEPEDA MOTOR	HONDA	GLP5	1998	1.000	8,200,000	8,200,000
4591	701167 00433	SEPEDA MOTOR	HONDA	GLP5	1997	1.000	7,700,000	7,700,000
4592	701167 00433	SEPEDA MOTOR	HONDA	GLP5	1996	1.000	7,200,000	7,200,000
4593	701167 00433	SEPEDA MOTOR	HONDA	GLP5	1995	1.000	6,800,000	6,800,000
4594	701167 00433	SEPEDA MOTOR	HONDA	GLP5	1994	1.000	6,300,000	6,300,000
4595	701167 00433	SEPEDA MOTOR	HONDA	GLP5	1993	1.000	6,000,000	6,000,000
4596	701167 00433	SEPEDA MOTOR	HONDA	GLP5	1992	1.000	5,600,000	5,600,000
4597	701167 00433	SEPEDA MOTOR	HONDA	GLP5	1991	1.000	5,100,000	5,100,000
4598	701167 00433	SEPEDA MOTOR	HONDA	GLP5	1990	1.000	4,800,000	4,800,000
4599	701167 00433	SEPEDA MOTOR	HONDA	GLP5	1989	1.000	4,600,000	4,600,000
4600	701167 00433	SEPEDA MOTOR	HONDA	GLP5	1988	1.000	4,200,000	4,200,000
4601	701167 00433	SEPEDA MOTOR	HONDA	GLP5	1987	1.000	3,900,000	3,900,000
4602	701167 00433	SEPEDA MOTOR	HONDA	GLP5	1986	1.000	3,700,000	3,700,000
4603	701167 00433	SEPEDA MOTOR	HONDA	GLP5	1985	1.000	3,300,000	3,300,000
4604	701167 00433	SEPEDA MOTOR	HONDA	GLP5	1984	1.000	3,100,000	3,100,000
4605	701167 00433	SEPEDA MOTOR	HONDA	GLP5	1983	1.000	2,800,000	2,800,000
4606	701167 00435	SEPEDA MOTOR	HONDA	GLP5 (MEGA PRO)	2010	1.000	15,500,000	15,500,000
4607	701167 00435	SEPEDA MOTOR	HONDA	GLP5 (MEGA PRO)	2009	1.000	14,800,000	14,800,000
4608	701167 00435	SEPEDA MOTOR	HONDA	GLP5 (MEGA PRO)	2008	1.000	14,000,000	14,000,000
4609	701167 00435	SEPEDA MOTOR	HONDA	GLP5 (MEGA PRO)	2007	1.000	13,500,000	13,500,000
4610	701167 00435	SEPEDA MOTOR	HONDA	GLP5 (MEGA PRO)	2006	1.000	12,500,000	12,500,000
4611	701167 00435	SEPEDA MOTOR	HONDA	GLP5 (MEGA PRO)	2005	1.000	11,700,000	11,700,000
4612	701167 00435	SEPEDA MOTOR	HONDA	GLP5 (MEGA PRO)	2004	1.000	11,300,000	11,300,000
4613	701167 00434	SEPEDA MOTOR	HONDA	GLP5 (MEGA PRO CW)	2010	1.000	16,200,000	16,200,000
4614	701167 00434	SEPEDA MOTOR	HONDA	GLP5 (MEGA PRO CW)	2009	1.000	15,400,000	15,400,000
4615	701167 00434	SEPEDA MOTOR	HONDA	GLP5 (MEGA PRO CW)	2008	1.000	14,600,000	14,600,000
4616	701167 00434	SEPEDA MOTOR	HONDA	GLP5 (MEGA PRO CW)	2007	1.000	14,200,000	14,200,000
4617	701167 00434	SEPEDA MOTOR	HONDA	GLP5 (MEGA PRO CW)	2006	1.000	13,000,000	13,000,000
4618	701167 00426	SEPEDA MOTOR	HONDA	GLP II	2009	1.000	14,800,000	14,800,000
4619	701167 00426	SEPEDA MOTOR	HONDA	GLP II	2008	1.000	14,000,000	14,000,000
4620	701167 00426	SEPEDA MOTOR	HONDA	GLP II	2007	1.000	13,500,000	13,500,000
4621	701167 00426	SEPEDA MOTOR	HONDA	GLP II	2006	1.000	12,500,000	12,500,000
4622	701167 00426	SEPEDA MOTOR	HONDA	GLP II	2005	1.000	11,700,000	11,700,000
4623	701167 00426	SEPEDA MOTOR	HONDA	GLP II	2004	1.000	11,300,000	11,300,000
4624	701167 00426	SEPEDA MOTOR	HONDA	GLP II	2003	1.000	11,100,000	11,100,000
4625	701167 00426	SEPEDA MOTOR	HONDA	GLP II	2002	1.000	10,900,000	10,900,000
4626	701167 00426	SEPEDA MOTOR	HONDA	GLP II	2001	1.000	10,600,000	10,600,000
4627	701167 00426	SEPEDA MOTOR	HONDA	GLP II	2000	1.000	10,500,000	10,500,000
4628	701167 00426	SEPEDA MOTOR	HONDA	GLP II	1999	1.000	9,200,000	9,200,000
4629	701167 00426	SEPEDA MOTOR	HONDA	GLP II	1998	1.000	8,200,000	8,200,000
4630	701167 00426	SEPEDA MOTOR	HONDA	GLP II	1997	1.000	7,700,000	7,700,000
4631	701167 00426	SEPEDA MOTOR	HONDA	GLP II	1996	1.000	7,200,000	7,200,000
4632	701167 00426	SEPEDA MOTOR	HONDA	GLP II	1995	1.000	6,800,000	6,800,000
4633	701167 00426	SEPEDA MOTOR	HONDA	GLP II	1994	1.000	6,300,000	6,300,000
4634	701167 00426	SEPEDA MOTOR	HONDA	GLP II	1993	1.000	6,000,000	6,000,000
4635	701167 00426	SEPEDA MOTOR	HONDA	GLP II	1992	1.000	5,600,000	5,600,000
4636	701167 00426	SEPEDA MOTOR	HONDA	GLP II	1991	1.000	5,100,000	5,100,000
4637	701167 00426	SEPEDA MOTOR	HONDA	GLP II	1990	1.000	4,800,000	4,800,000
4638	701167 00426	SEPEDA MOTOR	HONDA	GLP II	1989	1.000	4,600,000	4,600,000
4639	701167 00426	SEPEDA MOTOR	HONDA	GLP II	1988	1.000	4,200,000	4,200,000
4640	701167 00426	SEPEDA MOTOR	HONDA	GLP II	1987	1.000	3,900,000	3,900,000
4641	701167 00426	SEPEDA MOTOR	HONDA	GLP II	1986	1.000	3,700,000	3,700,000
4642	701167 00426	SEPEDA MOTOR	HONDA	GLP II	1985	1.000	3,300,000	3,300,000
4643	701167 00426	SEPEDA MOTOR	HONDA	GLP II	1984	1.000	3,100,000	3,100,000
4644	701167 00426	SEPEDA MOTOR	HONDA	GLP II	1983	1.000	2,800,000	2,800,000
4645	701167 00428	SEPEDA MOTOR	HONDA	GLP III (MEGA PRO)	2010	1.000	15,500,000	15,500,000
4646	701167 00428	SEPEDA MOTOR	HONDA	GLP III (MEGA PRO)	2009	1.000	14,800,000	14,800,000
4647	701167 00428	SEPEDA MOTOR	HONDA	GLP III (MEGA PRO)	2008	1.000	14,000,000	14,000,000
4648	701167 00428	SEPEDA MOTOR	HONDA	GLP III (MEGA PRO)	2007	1.000	13,500,000	13,500,000
4649	701167 00428	SEPEDA MOTOR	HONDA	GLP III (MEGA PRO)	2006	1.000	12,500,000	12,500,000
4650	701167 00428	SEPEDA MOTOR	HONDA	GLP III (MEGA PRO)	2005	1.000	11,700,000	11,700,000
4651	701167 00428	SEPEDA MOTOR	HONDA	GLP III (MEGA PRO)	2004	1.000	11,300,000	11,300,000
4652	701167 00428	SEPEDA MOTOR	HONDA	GLP III (MEGA PRO)	2003	1.000	10,700,000	10,700,000
4653	701167 00428	SEPEDA MOTOR	HONDA	GLP III (MEGA PRO)	2002	1.000	10,200,000	10,200,000
4654	701167 00427	SEPEDA MOTOR	HONDA	GLP III (MEGA PRO CW)	2010	1.000	16,200,000	16,200,000
4655	701167 00427	SEPEDA MOTOR	HONDA	GLP III (MEGA PRO CW)	2009	1.000	15,400,000	15,400,000
4656	701167 00427	SEPEDA MOTOR	HONDA	GLP III (MEGA PRO CW)	2008	1.000	14,600,000	14,600,000
4657	701167 00427	SEPEDA MOTOR	HONDA	GLP III (MEGA PRO CW)	2007	1.000	14,200,000	14,200,000
4658	701167 00427	SEPEDA MOTOR	HONDA	GLP III (MEGA PRO CW)	2006	1.000	13,000,000	13,000,000
4659	701167 00427	SEPEDA MOTOR	HONDA	GLP III (MEGA PRO CW)	2005	1.000	12,400,000	12,400,000
4660	701167 00427	SEPEDA MOTOR	HONDA	GLP III (MEGA PRO CW)	2004	1.000	11,800,000	11,800,000
4661	701167 00427	SEPEDA MOTOR	HONDA	GLP III (MEGA PRO CW)	2003	1.000	11,200,000	11,200,000
4662	701167 00429	SEPEDA MOTOR	HONDA	GLP III SPORT	2014	1.000	17,500,000	17,500,000
4663	701167 00429	SEPEDA MOTOR	HONDA	GLP III SPORT	2013	1.000	17,000,000	17,000,000
4664	701167 00429	SEPEDA MOTOR	HONDA	GLP III SPORT	2012	1.000	16,500,000	16,500,000
4665	701167 00429	SEPEDA MOTOR	HONDA	GLP III SPORT	2011	1.000	16,000,000	16,000,000
4666	701167 00429	SEPEDA MOTOR	HONDA	GLP III SPORT	2010	1.000	15,500,000	15,500,000
4667	701167 00429	SEPEDA MOTOR	HONDA	GLP III SPORT	2009	1.000	14,800,000	14,800,000
4668	701167 00429	SEPEDA MOTOR	HONDA	GLP III SPORT	2008	1.000	14,000,000	14,000,000
4669	701167 00429	SEPEDA MOTOR	HONDA	GLP III SPORT	2007	1.000	13,500,000	13,500,000
4670	701167 00429	SEPEDA MOTOR	HONDA	GLP III SPORT	2006	1.000	12,500,000	12,500,000
4671	701167 00429	SEPEDA MOTOR	HONDA	GLP III SPORT	2005	1.000	11,700,000	11,700,000
4672	701167 00429	SEPEDA MOTOR	HONDA	GLP III SPORT	2004	1.000	11,300,000	11,300,000
4673	701167 00429	SEPEDA MOTOR	HONDA	GLP III SPORT	2003	1.000	11,100,000	11,100,000
4674	701167 00429	SEPEDA MOTOR	HONDA	GLP III SPORT	2002	1.000	10,900,000	10,900,000
4675	701167 00429	SEPEDA MOTOR	HONDA	GLP III SPORT	2001	1.000	10,600,000	10,600,000

NO	KODING	JENIS	MEREK	TIPE	TH BUAT	BOBOT	NJKB	DP PKB
1	2	3	4	5	6	7	8	9
4676	701167 00429	SEPEDA MOTOR	HONDA	GLP III SPORT	2000	1.000	10,500,000	10,500,000
4677	701167 00429	SEPEDA MOTOR	HONDA	GLP III SPORT	1999	1.000	9,200,000	9,200,000
4678	701167 00429	SEPEDA MOTOR	HONDA	GLP III SPORT	1998	1.000	8,200,000	8,200,000
4679	701167 00429	SEPEDA MOTOR	HONDA	GLP III SPORT	1997	1.000	7,700,000	7,700,000
4680	701167 00429	SEPEDA MOTOR	HONDA	GLP III SPORT	1996	1.000	6,800,000	6,800,000
4681	701167 00429	SEPEDA MOTOR	HONDA	GLP III SPORT	1995	1.000	6,600,000	6,600,000
4682	701167 00429	SEPEDA MOTOR	HONDA	GLP III SPORT	1994	1.000	6,300,000	6,300,000
4683	701167 00429	SEPEDA MOTOR	HONDA	GLP III SPORT	1993	1.000	6,000,000	6,000,000
4684	701167 00429	SEPEDA MOTOR	HONDA	GLP III SPORT	1992	1.000	5,400,000	5,400,000
4685	701167 00429	SEPEDA MOTOR	HONDA	GLP III SPORT	1991	1.000	5,100,000	5,100,000
4686	701167 00429	SEPEDA MOTOR	HONDA	GLP III SPORT	1990	1.000	4,900,000	4,900,000
4687	701167 00429	SEPEDA MOTOR	HONDA	GLP III SPORT	1989	1.000	4,600,000	4,600,000
4688	701167 00429	SEPEDA MOTOR	HONDA	GLP III SPORT	1988	1.000	4,200,000	4,200,000
4689	701167 00429	SEPEDA MOTOR	HONDA	GLP III SPORT	1987	1.000	3,900,000	3,900,000
4690	701167 00429	SEPEDA MOTOR	HONDA	GLP III SPORT	1986	1.000	3,700,000	3,700,000
4691	701167 00429	SEPEDA MOTOR	HONDA	GLP III SPORT	1985	1.000	3,300,000	3,300,000
4692	701167 00429	SEPEDA MOTOR	HONDA	GLP III SPORT	1984	1.000	3,100,000	3,100,000
4693	701167 00429	SEPEDA MOTOR	HONDA	GLP III SPORT	1983	1.000	2,800,000	2,800,000
4694	701167 00436	SEPEDA MOTOR	HONDA	GLPRO 145cc	2003	1.000	11,200,000	11,200,000
4695	701167 00436	SEPEDA MOTOR	HONDA	GLPRO 145cc	2002	1.000	10,900,000	10,900,000
4696	701167 00436	SEPEDA MOTOR	HONDA	GLPRO 145cc	2001	1.000	10,600,000	10,600,000
4697	701167 00436	SEPEDA MOTOR	HONDA	GLPRO 145cc	2000	1.000	10,500,000	10,500,000
4698	701167 00436	SEPEDA MOTOR	HONDA	GLPRO 145cc	1999	1.000	9,200,000	9,200,000
4699	701167 00436	SEPEDA MOTOR	HONDA	GLPRO 145cc	1998	1.000	8,200,000	8,200,000
4700	701167 00436	SEPEDA MOTOR	HONDA	GLPRO 145cc	1997	1.000	7,700,000	7,700,000
4701	701167 00436	SEPEDA MOTOR	HONDA	GLPRO 145cc	1996	1.000	7,200,000	7,200,000
4702	701167 00436	SEPEDA MOTOR	HONDA	GLPRO 145cc	1995	1.000	6,800,000	6,800,000
4703	701167 00436	SEPEDA MOTOR	HONDA	GLPRO 145cc	1994	1.000	6,300,000	6,300,000
4704	701167 00436	SEPEDA MOTOR	HONDA	GLPRO 145cc	1993	1.000	6,000,000	6,000,000
4705	701167 00436	SEPEDA MOTOR	HONDA	GLPRO 145cc	1992	1.000	5,600,000	5,600,000
4706	701167 00436	SEPEDA MOTOR	HONDA	GLPRO 145cc	1991	1.000	5,100,000	5,100,000
4707	701167 00436	SEPEDA MOTOR	HONDA	GLPRO 145cc	1990	1.000	4,800,000	4,800,000
4708	701167 00436	SEPEDA MOTOR	HONDA	GLPRO 145cc	1989	1.000	4,600,000	4,600,000
4709	701167 00436	SEPEDA MOTOR	HONDA	GLPRO 145cc	1988	1.000	4,200,000	4,200,000
4710	701167 00436	SEPEDA MOTOR	HONDA	GLPRO 145cc	1987	1.000	3,900,000	3,900,000
4711	701167 00436	SEPEDA MOTOR	HONDA	GLPRO 145cc	1986	1.000	3,700,000	3,700,000
4712	701167 00436	SEPEDA MOTOR	HONDA	GLPRO 145cc	1985	1.000	3,300,000	3,300,000
4713	701167 00436	SEPEDA MOTOR	HONDA	GLPRO 145cc	1984	1.000	3,100,000	3,100,000
4714	701167 00436	SEPEDA MOTOR	HONDA	GLPRO 145cc	1983	1.000	2,800,000	2,800,000
4715	701167 00564	SEPEDA MOTOR	HONDA	GOLD W GL 1.8	2015	1.000	374,300,000	374,300,000
4716	701167 00564	SEPEDA MOTOR	HONDA	GOLD W GL 1.8	2014	1.000	356,500,000	356,500,000
4717	701167 00564	SEPEDA MOTOR	HONDA	GOLD W GL 1.8	2013	1.000	339,400,000	339,400,000
4718	701167 00438	SEPEDA MOTOR	HONDA	GOLDWING 1.8 M/T	2011	1.000	458,100,000	458,100,000
4719	701167 00437	SEPEDA MOTOR	HONDA	GOLD WING GL1800	2007	1.000	262,300,000	262,300,000
4720	701167 00437	SEPEDA MOTOR	HONDA	GOLD WING GL1800	2006	1.000	252,200,000	252,200,000
4721	701167 00437	SEPEDA MOTOR	HONDA	GOLD WING GL1800	2005	1.000	240,100,000	240,100,000
4722	701167 00437	SEPEDA MOTOR	HONDA	GOLD WING GL1800	2004	1.000	230,500,000	230,500,000
4723	701167 00437	SEPEDA MOTOR	HONDA	GOLD WING GL1800	2003	1.000	192,100,000	192,100,000
4724	701167 00437	SEPEDA MOTOR	HONDA	GOLD WING GL1800	2002	1.000	172,900,000	172,900,000
4725	701167 00437	SEPEDA MOTOR	HONDA	GOLD WING GL1800	2001	1.000	163,300,000	163,300,000
4726	701167 00439	SEPEDA MOTOR	HONDA	GOLD WING INF FC	2000	1.000	117,600,000	117,600,000
4727	701167 00439	SEPEDA MOTOR	HONDA	GOLD WING INF FC	1999	1.000	112,400,000	112,400,000
4728	701167 00439	SEPEDA MOTOR	HONDA	GOLD WING INF FC	1988	1.000	97,500,000	97,500,000
4729	701167 00580	SEPEDA MOTOR	HONDA	GW F 6 B	2015	1.000	400,000,000	400,000,000
4730	701167 00580	SEPEDA MOTOR	HONDA	GW F 6 B	2014	1.000	381,000,000	381,000,000
4731	701167 00440	SEPEDA MOTOR	HONDA	GYRO CANOPY 49 CC	2007	1.000	10,100,000	10,100,000
4732	701167 00440	SEPEDA MOTOR	HONDA	GYRO CANOPY 49 CC	2006	1.000	9,700,000	9,700,000
4733	701167 00355	SEPEDA MOTOR	HONDA	H5C02R20M1 M/T	2019	1.000	21,700,000	21,700,000
4734	701167 00355	SEPEDA MOTOR	HONDA	H5C02R20M1 M/T	2018	1.000	20,700,000	20,700,000
4735	701167 00355	SEPEDA MOTOR	HONDA	H5C02R20M1 M/T	2017	1.000	19,700,000	19,700,000
4736	701167 00355	SEPEDA MOTOR	HONDA	H5C02R20M1 M/T	2016	1.000	18,800,000	18,800,000
4737	701167 00355	SEPEDA MOTOR	HONDA	H5C02R20M1 M/T	2015	1.000	17,900,000	17,900,000
4738	701167 00441	SEPEDA MOTOR	HONDA	HONDA ASTREA S 110 K7, 1.300 CC	1997	1.000	161,400,000	161,400,000
4739	701167 00442	SEPEDA MOTOR	HONDA	HONDA CBR 400	1995	1.000	50,000,000	50,000,000
4740	701167 00442	SEPEDA MOTOR	HONDA	HONDA CBR 400	1994	1.000	48,000,000	48,000,000
4741	701167 00442	SEPEDA MOTOR	HONDA	HONDA CBR 400	1993	1.000	46,700,000	46,700,000
4742	701167 00442	SEPEDA MOTOR	HONDA	HONDA CBR 400	1992	1.000	44,500,000	44,500,000
4743	701167 00442	SEPEDA MOTOR	HONDA	HONDA CBR 400	1991	1.000	42,300,000	42,300,000
4744	701167 00442	SEPEDA MOTOR	HONDA	HONDA CBR 400	1990	1.000	41,100,000	41,100,000
4745	701167 00442	SEPEDA MOTOR	HONDA	HONDA CBR 400	1989	1.000	39,900,000	39,900,000
4746	701167 00442	SEPEDA MOTOR	HONDA	HONDA CBR 400	1988	1.000	38,700,000	38,700,000
4747	701167 00594	SEPEDA MOTOR	HONDA	K1H02N14L0	2015	1.000	13,300,000	13,300,000
4748	701167 00356	SEPEDA MOTOR	HONDA	K1H02N14L0 A/T	2018	1.000	16,200,000	16,200,000
4749	701167 00356	SEPEDA MOTOR	HONDA	K1H02N14L0 A/T	2017	1.000	16,000,000	16,000,000
4750	701167 00356	SEPEDA MOTOR	HONDA	K1H02N14L0 A/T	2016	1.000	15,700,000	15,700,000
4751	701167 00357	SEPEDA MOTOR	HONDA	L1K02Q34L0 A/T	2019	1.000	31,400,000	31,400,000
4752	701167 00357	SEPEDA MOTOR	HONDA	L1K02Q34L0 A/T	2018	1.000	29,900,000	29,900,000
4753	701167 00443	SEPEDA MOTOR	HONDA	LS125	2004	1.000	16,900,000	16,900,000
4754	701167 00443	SEPEDA MOTOR	HONDA	LS125	2003	1.000	16,800,000	16,800,000
4755	701167 00443	SEPEDA MOTOR	HONDA	LS125	2002	1.000	16,500,000	16,500,000
4756	701167 00443	SEPEDA MOTOR	HONDA	LS125	2001	1.000	16,000,000	16,000,000
4757	701167 00443	SEPEDA MOTOR	HONDA	LS125	2000	1.000	15,500,000	15,500,000
4758	701167 00444	SEPEDA MOTOR	HONDA	MAGNA RC 35 E	1989	1.000	41,900,000	41,900,000
4759	701167 00612	SEPEDA MOTOR	HONDA	MONKEY	2019	1.000	21,600,000	21,600,000
4760	701167 00445	SEPEDA MOTOR	HONDA	N 360	1985	1.000	31,500,000	31,500,000
4761	701167 00445	SEPEDA MOTOR	HONDA	N 360	1980	1.000	2,200,000	2,200,000
4762	701167 00541	SEPEDA MOTOR	HONDA	NC110A1C A/T	2015	1.000	11,600,000	11,600,000
4763	701167 00541	SEPEDA MOTOR	HONDA	NC110A1C A/T	2014	1.000	11,500,000	11,500,000
4764	701167 00541	SEPEDA MOTOR	HONDA	NC110A1C A/T	2013	1.000	11,400,000	11,400,000
4765	701167 00541	SEPEDA MOTOR	HONDA	NC110A1C A/T	2012	1.000	11,300,000	11,300,000

NO	KODING	JENIS	MEREK	TIPE	TH BUAT	BOBOT	NJKB	DP PKB
1	2	3	4	5	6	7	8	9
4766	701167 00541	SEPEDA MOTOR	HONDA	NC110A1C A/T	2011	1.000	11.200,000	11.200,000
4767	701167 00541	SEPEDA MOTOR	HONDA	NC110A1C A/T	2010	1.000	10.500,000	10.500,000
4768	701167 00446	SEPEDA MOTOR	HONDA	NC110 D AT (VARIO)	2010	1.000	10.500,000	10.500,000
4769	701167 00446	SEPEDA MOTOR	HONDA	NC110 D AT (VARIO)	2009	1.000	9.900,000	9.900,000
4770	701167 00446	SEPEDA MOTOR	HONDA	NC110 D AT (VARIO)	2008	1.000	9.400,000	9.400,000
4771	701167 00446	SEPEDA MOTOR	HONDA	NC110 D AT (VARIO)	2007	1.000	9.200,000	9.200,000
4772	701167 00446	SEPEDA MOTOR	HONDA	NC110 D AT (VARIO)	2006	1.000	8.400,000	8.400,000
4773	701167 00447	SEPEDA MOTOR	HONDA	NC110 D CW AT (VARIO)	2010	1.000	10.700,000	10.700,000
4774	701167 00447	SEPEDA MOTOR	HONDA	NC110 D CW AT (VARIO)	2009	1.000	10.100,000	10.100,000
4775	701167 00447	SEPEDA MOTOR	HONDA	NC110 D CW AT (VARIO)	2008	1.000	9.600,000	9.600,000
4776	701167 00447	SEPEDA MOTOR	HONDA	NC110 D CW AT (VARIO)	2007	1.000	9.400,000	9.400,000
4777	701167 00447	SEPEDA MOTOR	HONDA	NC110 D CW AT (VARIO)	2006	1.000	8.800,000	8.800,000
4778	701167 00531	SEPEDA MOTOR	HONDA	NC11A2CB A/T	2010	1.000	12.700,000	12.700,000
4779	701167 00531	SEPEDA MOTOR	HONDA	NC11A2CB A/T	2009	1.000	12.000,000	12.000,000
4780	701167 00542	SEPEDA MOTOR	HONDA	NC11A3C A/T	2012	1.000	11.700,000	11.700,000
4781	701167 00542	SEPEDA MOTOR	HONDA	NC11A3C A/T	2011	1.000	11.600,000	11.600,000
4782	701167 00542	SEPEDA MOTOR	HONDA	NC11A3C A/T	2010	1.000	11.500,000	11.500,000
4783	701167 00543	SEPEDA MOTOR	HONDA	NC11A3CB A/T	2012	1.000	12.400,000	12.400,000
4784	701167 00543	SEPEDA MOTOR	HONDA	NC11A3CB A/T	2011	1.000	12.200,000	12.200,000
4785	701167 00543	SEPEDA MOTOR	HONDA	NC11A3CB A/T	2010	1.000	12.000,000	12.000,000
4786	701167 00520	SEPEDA MOTOR	HONDA	NC11B1C A/T	2012	1.000	10.500,000	10.500,000
4787	701167 00520	SEPEDA MOTOR	HONDA	NC11B1C A/T	2011	1.000	10.000,000	10.000,000
4788	701167 00520	SEPEDA MOTOR	HONDA	NC11B1C A/T	2010	1.000	9.500,000	9.500,000
4789	701167 00520	SEPEDA MOTOR	HONDA	NC11B1C A/T	2009	1.000	9.000,000	9.000,000
4790	701167 00520	SEPEDA MOTOR	HONDA	NC11B1C A/T	2008	1.000	8.600,000	8.600,000
4791	701167 00532	SEPEDA MOTOR	HONDA	NC11B3C A/T	2015	1.000	10.200,000	10.200,000
4792	701167 00532	SEPEDA MOTOR	HONDA	NC11B3C A/T	2014	1.000	10.100,000	10.100,000
4793	701167 00532	SEPEDA MOTOR	HONDA	NC11B3C A/T	2013	1.000	10.000,000	10.000,000
4794	701167 00532	SEPEDA MOTOR	HONDA	NC11B3C A/T	2012	1.000	9.900,000	9.900,000
4795	701167 00532	SEPEDA MOTOR	HONDA	NC11B3C A/T	2011	1.000	9.800,000	9.800,000
4796	701167 00532	SEPEDA MOTOR	HONDA	NC11B3C A/T	2010	1.000	9.600,000	9.600,000
4797	701167 00532	SEPEDA MOTOR	HONDA	NC11B3C A/T	2009	1.000	9.200,000	9.200,000
4798	701167 00532	SEPEDA MOTOR	HONDA	NC11B3C A/T	2008	1.000	8.700,000	8.700,000
4799	701167 00533	SEPEDA MOTOR	HONDA	NC11B3D A/T	2015	1.000	10.100,000	10.100,000
4800	701167 00533	SEPEDA MOTOR	HONDA	NC11B3D A/T	2014	1.000	9.700,000	9.700,000
4801	701167 00533	SEPEDA MOTOR	HONDA	NC11B3D A/T	2013	1.000	9.500,000	9.500,000
4802	701167 00533	SEPEDA MOTOR	HONDA	NC11B3D A/T	2012	1.000	9.300,000	9.300,000
4803	701167 00533	SEPEDA MOTOR	HONDA	NC11B3D A/T	2011	1.000	9.100,000	9.100,000
4804	701167 00533	SEPEDA MOTOR	HONDA	NC11B3D A/T	2010	1.000	9.000,000	9.000,000
4805	701167 00533	SEPEDA MOTOR	HONDA	NC11B3D A/T	2009	1.000	8.500,000	8.500,000
4806	701167 00524	SEPEDA MOTOR	HONDA	NC11BF1C A/T	2012	1.000	9.900,000	9.900,000
4807	701167 00556	SEPEDA MOTOR	HONDA	NC11BF1CB A/T	2015	1.000	11.300,000	11.300,000
4808	701167 00556	SEPEDA MOTOR	HONDA	NC11BF1CB A/T	2014	1.000	10.800,000	10.800,000
4809	701167 00556	SEPEDA MOTOR	HONDA	NC11BF1CB A/T	2013	1.000	10.600,000	10.600,000
4810	701167 00556	SEPEDA MOTOR	HONDA	NC11BF1CB A/T	2012	1.000	10.100,000	10.100,000
4811	701167 00557	SEPEDA MOTOR	HONDA	NC11BF1D A/T	2015	1.000	10.700,000	10.700,000
4812	701167 00557	SEPEDA MOTOR	HONDA	NC11BF1D A/T	2014	1.000	10.200,000	10.200,000
4813	701167 00557	SEPEDA MOTOR	HONDA	NC11BF1D A/T	2013	1.000	10.100,000	10.100,000
4814	701167 00557	SEPEDA MOTOR	HONDA	NC11BF1D A/T	2012	1.000	9.500,000	9.500,000
4815	701167 00536	SEPEDA MOTOR	HONDA	NC11C1C A/T	2015	1.000	11.400,000	11.400,000
4816	701167 00536	SEPEDA MOTOR	HONDA	NC11C1C A/T	2014	1.000	10.900,000	10.900,000
4817	701167 00536	SEPEDA MOTOR	HONDA	NC11C1C A/T	2013	1.000	10.800,000	10.800,000
4818	701167 00536	SEPEDA MOTOR	HONDA	NC11C1C A/T	2012	1.000	10.700,000	10.700,000
4819	701167 00536	SEPEDA MOTOR	HONDA	NC11C1C A/T	2011	1.000	10.600,000	10.600,000
4820	701167 00536	SEPEDA MOTOR	HONDA	NC11C1C A/T	2010	1.000	10.200,000	10.200,000
4821	701167 00536	SEPEDA MOTOR	HONDA	NC11C1C A/T	2009	1.000	9.900,000	9.900,000
4822	701167 00554	SEPEDA MOTOR	HONDA	NC11CF1C A/T	2015	1.000	12.000,000	12.000,000
4823	701167 00554	SEPEDA MOTOR	HONDA	NC11CF1C A/T	2014	1.000	11.400,000	11.400,000
4824	701167 00554	SEPEDA MOTOR	HONDA	NC11CF1C A/T	2013	1.000	11.300,000	11.300,000
4825	701167 00358	SEPEDA MOTOR	HONDA	NC11D1CF A/T	2018	1.000	10.900,000	10.900,000
4826	701167 00358	SEPEDA MOTOR	HONDA	NC11D1CF A/T	2017	1.000	10.900,000	10.900,000
4827	701167 00358	SEPEDA MOTOR	HONDA	NC11D1CF A/T	2016	1.000	10.700,000	10.700,000
4828	701167 00358	SEPEDA MOTOR	HONDA	NC11D1CF A/T	2015	1.000	10.500,000	10.500,000
4829	701167 00358	SEPEDA MOTOR	HONDA	NC11D1CF A/T	2014	1.000	10.300,000	10.300,000
4830	701167 00358	SEPEDA MOTOR	HONDA	NC11D1CF A/T	2013	1.000	10.100,000	10.100,000
4831	701167 00358	SEPEDA MOTOR	HONDA	NC11D1CF A/T	2012	1.000	9.900,000	9.900,000
4832	701167 00358	SEPEDA MOTOR	HONDA	NC11D1CF A/T	2011	1.000	9.700,000	9.700,000
4833	701167 00547	SEPEDA MOTOR	HONDA	NC11D1D	2015	1.000	10.400,000	10.400,000
4834	701167 00547	SEPEDA MOTOR	HONDA	NC11D1D	2014	1.000	9.900,000	9.900,000
4835	701167 00547	SEPEDA MOTOR	HONDA	NC11D1D	2013	1.000	9.800,000	9.800,000
4836	701167 00547	SEPEDA MOTOR	HONDA	NC11D1D	2012	1.000	9.200,000	9.200,000
4837	701167 00547	SEPEDA MOTOR	HONDA	NC11D1D	2011	1.000	9.000,000	9.000,000
4838	701167 00592	SEPEDA MOTOR	HONDA	NC11D1D A/T	2012	1.000	10.500,000	10.500,000
4839	701167 00592	SEPEDA MOTOR	HONDA	NC11D1D A/T	2011	1.000	10.000,000	10.000,000
4840	701167 00553	SEPEDA MOTOR	HONDA	NC12A1CBF A/T	2015	1.000	13.200,000	13.200,000
4841	701167 00553	SEPEDA MOTOR	HONDA	NC12A1CBF A/T	2014	1.000	12.600,000	12.600,000
4842	701167 00553	SEPEDA MOTOR	HONDA	NC12A1CBF A/T	2013	1.000	12.100,000	12.100,000
4843	701167 00553	SEPEDA MOTOR	HONDA	NC12A1CBF A/T	2012	1.000	11.600,000	11.600,000
4844	701167 00553	SEPEDA MOTOR	HONDA	NC12A1CBF A/T	2011	1.000	11.300,000	11.300,000
4845	701167 00552	SEPEDA MOTOR	HONDA	NC12A1CF A/T	2015	1.000	12.600,000	12.600,000
4846	701167 00552	SEPEDA MOTOR	HONDA	NC12A1CF A/T	2014	1.000	12.000,000	12.000,000
4847	701167 00552	SEPEDA MOTOR	HONDA	NC12A1CF A/T	2013	1.000	11.900,000	11.900,000
4848	701167 00552	SEPEDA MOTOR	HONDA	NC12A1CF A/T	2012	1.000	11.800,000	11.800,000
4849	701167 00552	SEPEDA MOTOR	HONDA	NC12A1CF A/T	2011	1.000	10.700,000	10.700,000
4850	701167 00560	SEPEDA MOTOR	HONDA	NC12AF2CBI A/T	2015	1.000	13.500,000	13.500,000
4851	701167 00560	SEPEDA MOTOR	HONDA	NC12AF2CBI A/T	2014	1.000	12.900,000	12.900,000
4852	701167 00560	SEPEDA MOTOR	HONDA	NC12AF2CBI A/T	2013	1.000	12.700,000	12.700,000
4853	701167 00604	SEPEDA MOTOR	HONDA	NC750JF ED	2016	1.000	332.600,000	332.600,000
4854	701167 00604	SEPEDA MOTOR	HONDA	NC750JF ED	2015	1.000	325.800,000	325.800,000
4855	701167 00537	SEPEDA MOTOR	HONDA	NCF 11A1CF A/T	2015	1.000	13.300,000	13.300,000

NO	KODING	JENIS	MEREK	TIPE	TH BUAT	BOBOT	NJKB	DP PKB
1	2	3	4	5	6	7	8	9
4856	701167 00537	SEPEDA MOTOR	HONDA	NCF 11A1CF A/T	2014	1.000	12.700,000	12.700,000
4857	701167 00537	SEPEDA MOTOR	HONDA	NCF 11A1CF A/T	2013	1.000	12.600,000	12.600,000
4858	701167 00537	SEPEDA MOTOR	HONDA	NCF 11A1CF A/T	2012	1.000	12.500,000	12.500,000
4859	701167 00537	SEPEDA MOTOR	HONDA	NCF 11A1CF A/T	2011	1.000	12.400,000	12.400,000
4860	701167 00537	SEPEDA MOTOR	HONDA	NCF 11A1CF A/T	2010	1.000	12.200,000	12.200,000
4861	701167 00448	SEPEDA MOTOR	HONDA	ND125 (KIRANA)	2009	1.000	9.900,000	9.900,000
4862	701167 00448	SEPEDA MOTOR	HONDA	ND125 (KIRANA)	2008	1.000	9.400,000	9.400,000
4863	701167 00448	SEPEDA MOTOR	HONDA	ND125 (KIRANA)	2007	1.000	9.200,000	9.200,000
4864	701167 00448	SEPEDA MOTOR	HONDA	ND125 (KIRANA)	2006	1.000	8.800,000	8.800,000
4865	701167 00448	SEPEDA MOTOR	HONDA	ND125 (KIRANA)	2005	1.000	8.500,000	8.500,000
4866	701167 00448	SEPEDA MOTOR	HONDA	ND125 (KIRANA)	2004	1.000	8.300,000	8.300,000
4867	701167 00448	SEPEDA MOTOR	HONDA	ND125 (KIRANA)	2003	1.000	8.200,000	8.200,000
4868	701167 00448	SEPEDA MOTOR	HONDA	ND125 (KIRANA)	2002	1.000	8.000,000	8.000,000
4869	701167 00449	SEPEDA MOTOR	HONDA	NEW CBR 1000cc	2007	1.000	203.000,000	203.000,000
4870	701167 00449	SEPEDA MOTOR	HONDA	NEW CBR 1000cc	2006	1.000	194.000,000	194.000,000
4871	701167 00449	SEPEDA MOTOR	HONDA	NEW CBR 1000cc	2005	1.000	182.500,000	182.500,000
4872	701167 00450	SEPEDA MOTOR	HONDA	NEW CBR 600cc	2007	1.000	148.500,000	148.500,000
4873	701167 00450	SEPEDA MOTOR	HONDA	NEW CBR 600cc	2006	1.000	142.600,000	142.600,000
4874	701167 00450	SEPEDA MOTOR	HONDA	NEW CBR 600cc	2005	1.000	134.500,000	134.500,000
4875	701167 00451	SEPEDA MOTOR	HONDA	NEW NOVA RS DASH	2004	1.000	21.400,000	21.400,000
4876	701167 00451	SEPEDA MOTOR	HONDA	NEW NOVA RS DASH	2003	1.000	20.400,000	20.400,000
4877	701167 00451	SEPEDA MOTOR	HONDA	NEW NOVA RS DASH	2002	1.000	18.200,000	18.200,000
4878	701167 00451	SEPEDA MOTOR	HONDA	NEW NOVA RS DASH	2001	1.000	15.400,000	15.400,000
4879	701167 00452	SEPEDA MOTOR	HONDA	NF100	2009	1.000	11.000,000	11.000,000
4880	701167 00452	SEPEDA MOTOR	HONDA	NF100	2008	1.000	10.500,000	10.500,000
4881	701167 00452	SEPEDA MOTOR	HONDA	NF100	2007	1.000	10.200,000	10.200,000
4882	701167 00452	SEPEDA MOTOR	HONDA	NF100	2006	1.000	9.800,000	9.800,000
4883	701167 00452	SEPEDA MOTOR	HONDA	NF100	2005	1.000	8.500,000	8.500,000
4884	701167 00452	SEPEDA MOTOR	HONDA	NF100	2004	1.000	8.400,000	8.400,000
4885	701167 00452	SEPEDA MOTOR	HONDA	NF100	2003	1.000	8.200,000	8.200,000
4886	701167 00452	SEPEDA MOTOR	HONDA	NF100	2002	1.000	7.800,000	7.800,000
4887	701167 00452	SEPEDA MOTOR	HONDA	NF100	2001	1.000	7.200,000	7.200,000
4888	701167 00452	SEPEDA MOTOR	HONDA	NF100	2000	1.000	6.700,000	6.700,000
4889	701167 00452	SEPEDA MOTOR	HONDA	NF100	1999	1.000	6.300,000	6.300,000
4890	701167 00452	SEPEDA MOTOR	HONDA	NF100	1998	1.000	6.100,000	6.100,000
4891	701167 00452	SEPEDA MOTOR	HONDA	NF100	1997	1.000	5.900,000	5.900,000
4892	701167 00452	SEPEDA MOTOR	HONDA	NF100	1996	1.000	5.600,000	5.600,000
4893	701167 00452	SEPEDA MOTOR	HONDA	NF100	1995	1.000	5.400,000	5.400,000
4894	701167 00453	SEPEDA MOTOR	HONDA	NF100 D (SUPRA X)	2009	1.000	11.400,000	11.400,000
4895	701167 00453	SEPEDA MOTOR	HONDA	NF100 D (SUPRA X)	2008	1.000	10.900,000	10.900,000
4896	701167 00453	SEPEDA MOTOR	HONDA	NF100 D (SUPRA X)	2007	1.000	10.400,000	10.400,000
4897	701167 00453	SEPEDA MOTOR	HONDA	NF100 D (SUPRA X)	2006	1.000	10.000,000	10.000,000
4898	701167 00453	SEPEDA MOTOR	HONDA	NF100 D (SUPRA X)	2005	1.000	9.800,000	9.800,000
4899	701167 00453	SEPEDA MOTOR	HONDA	NF100 D (SUPRA X)	2004	1.000	9.500,000	9.500,000
4900	701167 00453	SEPEDA MOTOR	HONDA	NF100 D (SUPRA X)	2003	1.000	9.000,000	9.000,000
4901	701167 00453	SEPEDA MOTOR	HONDA	NF100 D (SUPRA X)	2002	1.000	8.500,000	8.500,000
4902	701167 00453	SEPEDA MOTOR	HONDA	NF100 D (SUPRA X)	2001	1.000	8.100,000	8.100,000
4903	701167 00453	SEPEDA MOTOR	HONDA	NF100 D (SUPRA X)	2000	1.000	7.800,000	7.800,000
4904	701167 00453	SEPEDA MOTOR	HONDA	NF100 D (SUPRA X)	1999	1.000	7.400,000	7.400,000
4905	701167 00455	SEPEDA MOTOR	HONDA	NF100 LD	2009	1.000	8.900,000	8.900,000
4906	701167 00455	SEPEDA MOTOR	HONDA	NF100 LD	2008	1.000	8.500,000	8.500,000
4907	701167 00455	SEPEDA MOTOR	HONDA	NF100 LD	2007	1.000	8.300,000	8.300,000
4908	701167 00455	SEPEDA MOTOR	HONDA	NF100 LD	2006	1.000	8.000,000	8.000,000
4909	701167 00455	SEPEDA MOTOR	HONDA	NF100 LD	2005	1.000	7.800,000	7.800,000
4910	701167 00455	SEPEDA MOTOR	HONDA	NF100 LD	2004	1.000	7.700,000	7.700,000
4911	701167 00455	SEPEDA MOTOR	HONDA	NF100 LD	2003	1.000	7.300,000	7.300,000
4912	701167 00455	SEPEDA MOTOR	HONDA	NF100 LD	2002	1.000	6.900,000	6.900,000
4913	701167 00455	SEPEDA MOTOR	HONDA	NF100 LD	2001	1.000	6.600,000	6.600,000
4914	701167 00455	SEPEDA MOTOR	HONDA	NF100 LD	2000	1.000	6.300,000	6.300,000
4915	701167 00454	SEPEDA MOTOR	HONDA	NF100 L (SUPRA FIT)	2009	1.000	8.700,000	8.700,000
4916	701167 00454	SEPEDA MOTOR	HONDA	NF100 L (SUPRA FIT)	2008	1.000	8.300,000	8.300,000
4917	701167 00454	SEPEDA MOTOR	HONDA	NF100 L (SUPRA FIT)	2007	1.000	8.100,000	8.100,000
4918	701167 00454	SEPEDA MOTOR	HONDA	NF100 L (SUPRA FIT)	2006	1.000	7.800,000	7.800,000
4919	701167 00454	SEPEDA MOTOR	HONDA	NF100 L (SUPRA FIT)	2005	1.000	7.600,000	7.600,000
4920	701167 00454	SEPEDA MOTOR	HONDA	NF100 L (SUPRA FIT)	2004	1.000	7.500,000	7.500,000
4921	701167 00454	SEPEDA MOTOR	HONDA	NF100 L (SUPRA FIT)	2003	1.000	7.400,000	7.400,000
4922	701167 00454	SEPEDA MOTOR	HONDA	NF100 L (SUPRA FIT)	2002	1.000	7.300,000	7.300,000
4923	701167 00454	SEPEDA MOTOR	HONDA	NF100 L (SUPRA FIT)	2001	1.000	7.200,000	7.200,000
4924	701167 00454	SEPEDA MOTOR	HONDA	NF100 L (SUPRA FIT)	2000	1.000	7.100,000	7.100,000
4925	701167 00454	SEPEDA MOTOR	HONDA	NF100 L (SUPRA FIT)	1999	1.000	6.700,000	6.700,000
4926	701167 00609	SEPEDA MOTOR	HONDA	NF 100 ML	2003	1.000	7.500,000	7.500,000
4927	701167 00489	SEPEDA MOTOR	HONDA	NF100 SE	2009	1.000	9.000,000	9.000,000
4928	701167 00489	SEPEDA MOTOR	HONDA	NF100 SE	2008	1.000	8.600,000	8.600,000
4929	701167 00489	SEPEDA MOTOR	HONDA	NF100 SE	2007	1.000	8.400,000	8.400,000
4930	701167 00456	SEPEDA MOTOR	HONDA	NF100 SL	2009	1.000	8.900,000	8.900,000
4931	701167 00456	SEPEDA MOTOR	HONDA	NF100 SL	2008	1.000	8.500,000	8.500,000
4932	701167 00456	SEPEDA MOTOR	HONDA	NF100 SL	2007	1.000	8.300,000	8.300,000
4933	701167 00456	SEPEDA MOTOR	HONDA	NF100 SL	2006	1.000	8.000,000	8.000,000
4934	701167 00456	SEPEDA MOTOR	HONDA	NF100 SL	2005	1.000	7.700,000	7.700,000
4935	701167 00457	SEPEDA MOTOR	HONDA	NF100 SLD	2009	1.000	9.800,000	9.800,000
4936	701167 00457	SEPEDA MOTOR	HONDA	NF100 SLD	2008	1.000	9.300,000	9.300,000
4937	701167 00457	SEPEDA MOTOR	HONDA	NF100 SLD	2007	1.000	9.100,000	9.100,000
4938	701167 00457	SEPEDA MOTOR	HONDA	NF100 SLD	2006	1.000	8.700,000	8.700,000
4939	701167 00457	SEPEDA MOTOR	HONDA	NF100 SLD	2005	1.000	8.100,000	8.100,000
4940	701167 00511	SEPEDA MOTOR	HONDA	NF100 TC	2009	1.000	10.000,000	10.000,000
4941	701167 00511	SEPEDA MOTOR	HONDA	NF100 TC	2008	1.000	9.500,000	9.500,000
4942	701167 00511	SEPEDA MOTOR	HONDA	NF100 TC	2007	1.000	9.200,000	9.200,000
4943	701167 00488	SEPEDA MOTOR	HONDA	NF100 TD	2009	1.000	10.000,000	10.000,000
4944	701167 00488	SEPEDA MOTOR	HONDA	NF100 TD	2008	1.000	9.500,000	9.500,000
4945	701167 00488	SEPEDA MOTOR	HONDA	NF100 TD	2007	1.000	9.200,000	9.200,000

NO	KODING	JENIS	MEREK	TIPE	TH BUAT	BOBOT	NJKB	DP PKB
1	2	3	4	5	6	7	8	9
4946	701167 00559	SEPEDA MOTOR	HONDA	NF 11A1C A/T	2012	1.000	12.000.000	12.000.000
4947	701167 00559	SEPEDA MOTOR	HONDA	NF 11A1C A/T	2011	1.000	11.400.000	11.400.000
4948	701167 00522	SEPEDA MOTOR	HONDA	NF 11A1C M/T	2012	1.000	11.000.000	11.000.000
4949	701167 00522	SEPEDA MOTOR	HONDA	NF 11A1C M/T	2011	1.000	10.900.000	10.900.000
4950	701167 00522	SEPEDA MOTOR	HONDA	NF 11A1C M/T	2010	1.000	10.700.000	10.700.000
4951	701167 00522	SEPEDA MOTOR	HONDA	NF 11A1C M/T	2009	1.000	10.600.000	10.600.000
4952	701167 00522	SEPEDA MOTOR	HONDA	NF 11A1C M/T	2008	1.000	10.100.000	10.100.000
4953	701167 00309	SEPEDA MOTOR	HONDA	NF11A2CB M/T	2010	1.000	8.600.000	8.600.000
4954	701167 00525	SEPEDA MOTOR	HONDA	NF 11B1C M/T	2012	1.000	10.400.000	10.400.000
4955	701167 00525	SEPEDA MOTOR	HONDA	NF 11B1C M/T	2011	1.000	10.200.000	10.200.000
4956	701167 00525	SEPEDA MOTOR	HONDA	NF 11B1C M/T	2010	1.000	10.000.000	10.000.000
4957	701167 00525	SEPEDA MOTOR	HONDA	NF 11B1C M/T	2009	1.000	9.500.000	9.500.000
4958	701167 00525	SEPEDA MOTOR	HONDA	NF 11B1C M/T	2008	1.000	9.000.000	9.000.000
4959	701167 00526	SEPEDA MOTOR	HONDA	NF 11B1D M/T	2012	1.000	9.500.000	9.500.000
4960	701167 00526	SEPEDA MOTOR	HONDA	NF 11B1D M/T	2011	1.000	9.400.000	9.400.000
4961	701167 00526	SEPEDA MOTOR	HONDA	NF 11B1D M/T	2010	1.000	9.200.000	9.200.000
4962	701167 00526	SEPEDA MOTOR	HONDA	NF 11B1D M/T	2009	1.000	9.000.000	9.000.000
4963	701167 00526	SEPEDA MOTOR	HONDA	NF 11B1D M/T	2008	1.000	8.800.000	8.800.000
4964	701167 00545	SEPEDA MOTOR	HONDA	NF 11B2D1 A/T	2013	1.000	11.000.000	11.000.000
4965	701167 00545	SEPEDA MOTOR	HONDA	NF 11B2D1 A/T	2012	1.000	10.500.000	10.500.000
4966	701167 00545	SEPEDA MOTOR	HONDA	NF 11B2D1 A/T	2011	1.000	10.000.000	10.000.000
4967	701167 00546	SEPEDA MOTOR	HONDA	NF 11B2D1 M/T	2015	1.000	10.200.000	10.200.000
4968	701167 00546	SEPEDA MOTOR	HONDA	NF 11B2D1 M/T	2014	1.000	9.700.000	9.700.000
4969	701167 00546	SEPEDA MOTOR	HONDA	NF 11B2D1 M/T	2013	1.000	9.100.000	9.100.000
4970	701167 00546	SEPEDA MOTOR	HONDA	NF 11B2D1 M/T	2012	1.000	8.900.000	8.900.000
4971	701167 00546	SEPEDA MOTOR	HONDA	NF 11B2D1 M/T	2011	1.000	8.700.000	8.700.000
4972	701167 00546	SEPEDA MOTOR	HONDA	NF 11B2D1 M/T	2010	1.000	8.500.000	8.500.000
4973	701167 00561	SEPEDA MOTOR	HONDA	NF11C1CD M/T	2015	1.000	11.600.000	11.600.000
4974	701167 00561	SEPEDA MOTOR	HONDA	NF11C1CD M/T	2014	1.000	11.000.000	11.000.000
4975	701167 00561	SEPEDA MOTOR	HONDA	NF11C1CD M/T	2013	1.000	10.800.000	10.800.000
4976	701167 00549	SEPEDA MOTOR	HONDA	NF11C1CM/T	2015	1.000	11.900.000	11.900.000
4977	701167 00549	SEPEDA MOTOR	HONDA	NF11C1CM/T	2014	1.000	11.300.000	11.300.000
4978	701167 00549	SEPEDA MOTOR	HONDA	NF11C1CM/T	2013	1.000	11.100.000	11.100.000
4979	701167 00549	SEPEDA MOTOR	HONDA	NF11C1CM/T	2012	1.000	11.000.000	11.000.000
4980	701167 00549	SEPEDA MOTOR	HONDA	NF11C1CM/T	2011	1.000	10.900.000	10.900.000
4981	701167 00359	SEPEDA MOTOR	HONDA	NF 11T11C01 M/T	2019	1.000	10.800.000	10.800.000
4982	701167 00359	SEPEDA MOTOR	HONDA	NF 11T11C01 M/T	2018	1.000	10.300.000	10.300.000
4983	701167 00359	SEPEDA MOTOR	HONDA	NF 11T11C01 M/T	2017	1.000	9.800.000	9.800.000
4984	701167 00359	SEPEDA MOTOR	HONDA	NF 11T11C01 M/T	2016	1.000	9.400.000	9.400.000
4985	701167 00359	SEPEDA MOTOR	HONDA	NF 11T11C01 M/T	2015	1.000	9.000.000	9.000.000
4986	701167 00359	SEPEDA MOTOR	HONDA	NF 11T11C01 M/T	2014	1.000	8.600.000	8.600.000
4987	701167 00359	SEPEDA MOTOR	HONDA	NF 11T11C01 M/T	2013	1.000	8.200.000	8.200.000
4988	701167 00461	SEPEDA MOTOR	HONDA	NF125 DD	2009	1.000	13.300.000	13.300.000
4989	701167 00461	SEPEDA MOTOR	HONDA	NF125 DD	2008	1.000	12.600.000	12.600.000
4990	701167 00461	SEPEDA MOTOR	HONDA	NF125 DD	2007	1.000	12.300.000	12.300.000
4991	701167 00461	SEPEDA MOTOR	HONDA	NF125 DD	2006	1.000	12.100.000	12.100.000
4992	701167 00460	SEPEDA MOTOR	HONDA	NF125 D (KARISMA 125 D)	2009	1.000	11.900.000	11.900.000
4993	701167 00460	SEPEDA MOTOR	HONDA	NF125 D (KARISMA 125 D)	2008	1.000	11.300.000	11.300.000
4994	701167 00460	SEPEDA MOTOR	HONDA	NF125 D (KARISMA 125 D)	2007	1.000	10.900.000	10.900.000
4995	701167 00460	SEPEDA MOTOR	HONDA	NF125 D (KARISMA 125 D)	2006	1.000	10.500.000	10.500.000
4996	701167 00460	SEPEDA MOTOR	HONDA	NF125 D (KARISMA 125 D)	2005	1.000	10.300.000	10.300.000
4997	701167 00460	SEPEDA MOTOR	HONDA	NF125 D (KARISMA 125 D)	2004	1.000	9.700.000	9.700.000
4998	701167 00460	SEPEDA MOTOR	HONDA	NF125 D (KARISMA 125 D)	2003	1.000	9.600.000	9.600.000
4999	701167 00460	SEPEDA MOTOR	HONDA	NF125 D (KARISMA 125 D)	2002	1.000	9.400.000	9.400.000
5000	701167 00459	SEPEDA MOTOR	HONDA	NF125 (KARISMA)	2004	1.000	9.500.000	9.500.000
5001	701167 00459	SEPEDA MOTOR	HONDA	NF125 (KARISMA)	2003	1.000	9.400.000	9.400.000
5002	701167 00459	SEPEDA MOTOR	HONDA	NF125 (KARISMA)	2002	1.000	9.200.000	9.200.000
5003	701167 00458	SEPEDA MOTOR	HONDA	NF125 (KARISMA X)	2009	1.000	11.200.000	11.200.000
5004	701167 00458	SEPEDA MOTOR	HONDA	NF125 (KARISMA X)	2008	1.000	10.700.000	10.700.000
5005	701167 00458	SEPEDA MOTOR	HONDA	NF125 (KARISMA X)	2007	1.000	10.400.000	10.400.000
5006	701167 00458	SEPEDA MOTOR	HONDA	NF125 (KARISMA X)	2006	1.000	9.900.000	9.900.000
5007	701167 00458	SEPEDA MOTOR	HONDA	NF125 (KARISMA X)	2005	1.000	9.600.000	9.600.000
5008	701167 00463	SEPEDA MOTOR	HONDA	NF125 SC	2009	1.000	12.300.000	12.300.000
5009	701167 00463	SEPEDA MOTOR	HONDA	NF125 SC	2008	1.000	11.700.000	11.700.000
5010	701167 00463	SEPEDA MOTOR	HONDA	NF125 SC	2007	1.000	11.500.000	11.500.000
5011	701167 00463	SEPEDA MOTOR	HONDA	NF125 SC	2006	1.000	11.200.000	11.200.000
5012	701167 00463	SEPEDA MOTOR	HONDA	NF125 SC	2005	1.000	10.600.000	10.600.000
5013	701167 00464	SEPEDA MOTOR	HONDA	NF125 SD	2009	1.000	11.800.000	11.800.000
5014	701167 00464	SEPEDA MOTOR	HONDA	NF125 SD	2008	1.000	11.200.000	11.200.000
5015	701167 00464	SEPEDA MOTOR	HONDA	NF125 SD	2007	1.000	10.900.000	10.900.000
5016	701167 00464	SEPEDA MOTOR	HONDA	NF125 SD	2006	1.000	10.600.000	10.600.000
5017	701167 00464	SEPEDA MOTOR	HONDA	NF125 SD	2005	1.000	10.300.000	10.300.000
5018	701167 00465	SEPEDA MOTOR	HONDA	NF125 SF (FGM-FI)	2009	1.000	13.300.000	13.300.000
5019	701167 00465	SEPEDA MOTOR	HONDA	NF125 SF (FGM-FI)	2008	1.000	12.600.000	12.600.000
5020	701167 00465	SEPEDA MOTOR	HONDA	NF125 SF (FGM-FI)	2007	1.000	12.300.000	12.300.000
5021	701167 00465	SEPEDA MOTOR	HONDA	NF125 SF (FGM-FI)	2006	1.000	12.000.000	12.000.000
5022	701167 00465	SEPEDA MOTOR	HONDA	NF125 SF (FGM-FI)	2005	1.000	11.400.000	11.400.000
5023	701167 00373	SEPEDA MOTOR	HONDA	NF125 SLF	2009	1.000	13.300.000	13.300.000
5024	701167 00373	SEPEDA MOTOR	HONDA	NF125 SLF	2008	1.000	12.900.000	12.900.000
5025	701167 00373	SEPEDA MOTOR	HONDA	NF125 SLF	2007	1.000	12.600.000	12.600.000
5026	701167 00462	SEPEDA MOTOR	HONDA	NF125 S (SUPRA X 125)	2009	1.000	11.200.000	11.200.000
5027	701167 00462	SEPEDA MOTOR	HONDA	NF125 S (SUPRA X 125)	2008	1.000	10.700.000	10.700.000
5028	701167 00462	SEPEDA MOTOR	HONDA	NF125 S (SUPRA X 125)	2007	1.000	10.400.000	10.400.000
5029	701167 00462	SEPEDA MOTOR	HONDA	NF125 S (SUPRA X 125)	2006	1.000	10.000.000	10.000.000
5030	701167 00462	SEPEDA MOTOR	HONDA	NF125 S (SUPRA X 125)	2005	1.000	9.800.000	9.800.000
5031	701167 00490	SEPEDA MOTOR	HONDA	NF125 TD	2015	1.000	12.300.000	12.300.000
5032	701167 00490	SEPEDA MOTOR	HONDA	NF125 TD	2014	1.000	11.700.000	11.700.000
5033	701167 00490	SEPEDA MOTOR	HONDA	NF125 TD	2013	1.000	11.600.000	11.600.000
5034	701167 00490	SEPEDA MOTOR	HONDA	NF125 TD	2012	1.000	11.500.000	11.500.000
5035	701167 00490	SEPEDA MOTOR	HONDA	NF125 TD	2011	1.000	11.400.000	11.400.000

NO	KODING	JENIS	MEREK	TIPE	TH BUAT	BOBOT	NJKB	DP PKB
1	2	3	4	5	6	7	8	9
5036	701167 00490	SEPEDA MOTOR	HONDA	NF125 TD	2010	1.000	11,200,000	11,200,000
5037	701167 00490	SEPEDA MOTOR	HONDA	NF125 TD	2009	1.000	11,000,000	11,000,000
5038	701167 00490	SEPEDA MOTOR	HONDA	NF125 TD	2008	1.000	10,500,000	10,500,000
5039	701167 00490	SEPEDA MOTOR	HONDA	NF125 TD	2007	1.000	10,400,000	10,400,000
5040	701167 00491	SEPEDA MOTOR	HONDA	NF125 TR	2015	1.000	13,100,000	13,100,000
5041	701167 00491	SEPEDA MOTOR	HONDA	NF125 TR	2014	1.000	12,500,000	12,500,000
5042	701167 00491	SEPEDA MOTOR	HONDA	NF125 TR	2013	1.000	12,400,000	12,400,000
5043	701167 00491	SEPEDA MOTOR	HONDA	NF125 TR	2012	1.000	12,300,000	12,300,000
5044	701167 00491	SEPEDA MOTOR	HONDA	NF125 TR	2011	1.000	12,200,000	12,200,000
5045	701167 00491	SEPEDA MOTOR	HONDA	NF125 TR	2010	1.000	12,000,000	12,000,000
5046	701167 00491	SEPEDA MOTOR	HONDA	NF125 TR	2009	1.000	11,800,000	11,800,000
5047	701167 00491	SEPEDA MOTOR	HONDA	NF125 TR	2008	1.000	11,400,000	11,400,000
5048	701167 00491	SEPEDA MOTOR	HONDA	NF125 TR	2007	1.000	10,900,000	10,900,000
5049	701167 00492	SEPEDA MOTOR	HONDA	NF125 TRF	2012	1.000	13,100,000	13,100,000
5050	701167 00492	SEPEDA MOTOR	HONDA	NF125 TRF	2011	1.000	13,000,000	13,000,000
5051	701167 00492	SEPEDA MOTOR	HONDA	NF125 TRF	2010	1.000	12,800,000	12,800,000
5052	701167 00492	SEPEDA MOTOR	HONDA	NF125 TRF	2009	1.000	12,600,000	12,600,000
5053	701167 00492	SEPEDA MOTOR	HONDA	NF125 TRF	2008	1.000	12,200,000	12,200,000
5054	701167 00492	SEPEDA MOTOR	HONDA	NF125 TRF	2007	1.000	11,900,000	11,900,000
5055	701167 00360	SEPEDA MOTOR	HONDA	NF12A1CF M/T	2019	1.000	14,100,000	14,100,000
5056	701167 00360	SEPEDA MOTOR	HONDA	NF12A1CF M/T	2018	1.000	13,400,000	13,400,000
5057	701167 00360	SEPEDA MOTOR	HONDA	NF12A1CF M/T	2017	1.000	12,800,000	12,800,000
5058	701167 00360	SEPEDA MOTOR	HONDA	NF12A1CF M/T	2016	1.000	12,200,000	12,200,000
5059	701167 00360	SEPEDA MOTOR	HONDA	NF12A1CF M/T	2015	1.000	11,600,000	11,600,000
5060	701167 00360	SEPEDA MOTOR	HONDA	NF12A1CF M/T	2014	1.000	11,100,000	11,100,000
5061	701167 00360	SEPEDA MOTOR	HONDA	NF12A1CF M/T	2013	1.000	10,600,000	10,600,000
5062	701167 00360	SEPEDA MOTOR	HONDA	NF12A1CF M/T	2012	1.000	10,100,000	10,100,000
5063	701167 00360	SEPEDA MOTOR	HONDA	NF12A1CF M/T	2011	1.000	9,600,000	9,600,000
5064	701167 00550	SEPEDA MOTOR	HONDA	NF12A1C M/T	2013	1.000	12,800,000	12,800,000
5065	701167 00550	SEPEDA MOTOR	HONDA	NF12A1C M/T	2012	1.000	12,200,000	12,200,000
5066	701167 00550	SEPEDA MOTOR	HONDA	NF12A1C M/T	2011	1.000	12,100,000	12,100,000
5067	701167 00558	SEPEDA MOTOR	HONDA	NF12A CF M/T	2012	1.000	13,600,000	13,600,000
5068	701167 00466	SEPEDA MOTOR	HONDA	NOVA SONIC RS 125	2007	1.000	18,800,000	18,800,000
5069	701167 00466	SEPEDA MOTOR	HONDA	NOVA SONIC RS 125	2006	1.000	17,900,000	17,900,000
5070	701167 00466	SEPEDA MOTOR	HONDA	NOVA SONIC RS 125	2005	1.000	16,900,000	16,900,000
5071	701167 00466	SEPEDA MOTOR	HONDA	NOVA SONIC RS 125	2004	1.000	16,400,000	16,400,000
5072	701167 00466	SEPEDA MOTOR	HONDA	NOVA SONIC RS 125	2003	1.000	15,900,000	15,900,000
5073	701167 00468	SEPEDA MOTOR	HONDA	NSR 150 RR	2004	1.000	15,800,000	15,800,000
5074	701167 00468	SEPEDA MOTOR	HONDA	NSR 150 RR	2003	1.000	15,700,000	15,700,000
5075	701167 00468	SEPEDA MOTOR	HONDA	NSR 150 RR	2002	1.000	15,500,000	15,500,000
5076	701167 00468	SEPEDA MOTOR	HONDA	NSR 150 RR	2001	1.000	15,100,000	15,100,000
5077	701167 00468	SEPEDA MOTOR	HONDA	NSR 150 RR	2000	1.000	15,000,000	15,000,000
5078	701167 00467	SEPEDA MOTOR	HONDA	NSR 150 / SP	2004	1.000	17,100,000	17,100,000
5079	701167 00467	SEPEDA MOTOR	HONDA	NSR 150 / SP	2003	1.000	17,000,000	17,000,000
5080	701167 00467	SEPEDA MOTOR	HONDA	NSR 150 / SP	2002	1.000	16,700,000	16,700,000
5081	701167 00467	SEPEDA MOTOR	HONDA	NSR 150 / SP	2001	1.000	16,200,000	16,200,000
5082	701167 00467	SEPEDA MOTOR	HONDA	NSR 150 / SP	2000	1.000	15,100,000	15,100,000
5083	701167 00467	SEPEDA MOTOR	HONDA	NSR 150 / SP	1999	1.000	13,700,000	13,700,000
5084	701167 00467	SEPEDA MOTOR	HONDA	NSR 150 / SP	1998	1.000	11,700,000	11,700,000
5085	701167 00467	SEPEDA MOTOR	HONDA	NSR 150 / SP	1997	1.000	10,300,000	10,300,000
5086	701167 00467	SEPEDA MOTOR	HONDA	NSR 150 / SP	1996	1.000	9,100,000	9,100,000
5087	701167 00467	SEPEDA MOTOR	HONDA	NSR 150 / SP	1995	1.000	8,000,000	8,000,000
5088	701167 00361	SEPEDA MOTOR	HONDA	NSS250AJ IN A/T	2019	1.000	59,700,000	59,700,000
5089	701167 00361	SEPEDA MOTOR	HONDA	NSS250AJ IN A/T	2018	1.000	56,800,000	56,800,000
5090	701167 00469	SEPEDA MOTOR	HONDA	NV600 CTY	1996	1.000	49,000,000	49,000,000
5091	701167 00470	SEPEDA MOTOR	HONDA	NX650 DOMINATOR	1993	1.000	39,200,000	39,200,000
5092	701167 00470	SEPEDA MOTOR	HONDA	NX650 DOMINATOR	1992	1.000	34,300,000	34,300,000
5093	701167 00470	SEPEDA MOTOR	HONDA	NX650 DOMINATOR	1991	1.000	29,400,000	29,400,000
5094	701167 00470	SEPEDA MOTOR	HONDA	NX650 DOMINATOR	1990	1.000	27,400,000	27,400,000
5095	701167 00470	SEPEDA MOTOR	HONDA	NX650 DOMINATOR	1989	1.000	25,000,000	25,000,000
5096	701167 00470	SEPEDA MOTOR	HONDA	NX650 DOMINATOR	1988	1.000	24,000,000	24,000,000
5097	701167 00470	SEPEDA MOTOR	HONDA	NX650 DOMINATOR	1987	1.000	22,000,000	22,000,000
5098	701167 00470	SEPEDA MOTOR	HONDA	NX650 DOMINATOR	1986	1.000	20,000,000	20,000,000
5099	701167 00470	SEPEDA MOTOR	HONDA	NX650 DOMINATOR	1985	1.000	18,000,000	18,000,000
5100	701167 00470	SEPEDA MOTOR	HONDA	NX650 DOMINATOR	1984	1.000	15,000,000	15,000,000
5101	701167 00362	SEPEDA MOTOR	HONDA	P5E02R22M1 M/T	2019	1.000	26,400,000	26,400,000
5102	701167 00362	SEPEDA MOTOR	HONDA	P5E02R22M1 M/T	2018	1.000	25,100,000	25,100,000
5103	701167 00362	SEPEDA MOTOR	HONDA	P5E02R22M1 M/T	2017	1.000	23,900,000	23,900,000
5104	701167 00362	SEPEDA MOTOR	HONDA	P5E02R22M1 M/T	2016	1.000	22,800,000	22,800,000
5105	701167 00362	SEPEDA MOTOR	HONDA	P5E02R22M1 M/T	2015	1.000	21,700,000	21,700,000
5106	701167 00535	SEPEDA MOTOR	HONDA	PCX 125 (CBU)	2012	1.000	31,300,000	31,300,000
5107	701167 00535	SEPEDA MOTOR	HONDA	PCX 125 (CBU)	2011	1.000	29,800,000	29,800,000
5108	701167 00535	SEPEDA MOTOR	HONDA	PCX 125 (CBU)	2010	1.000	29,400,000	29,400,000
5109	701167 00503	SEPEDA MOTOR	HONDA	PCX 150 (CBU)	2012	1.000	31,400,000	31,400,000
5110	701167 00363	SEPEDA MOTOR	HONDA	R5F04R24L0 M/T	2019	1.000	55,200,000	55,200,000
5111	701167 00363	SEPEDA MOTOR	HONDA	R5F04R24L0 M/T	2018	1.000	52,500,000	52,500,000
5112	701167 00363	SEPEDA MOTOR	HONDA	R5F04R24L0 M/T	2017	1.000	49,900,000	49,900,000
5113	701167 00363	SEPEDA MOTOR	HONDA	R5F04R24L0 M/T	2016	1.000	47,500,000	47,500,000
5114	701167 00364	SEPEDA MOTOR	HONDA	R5F04R25L0 M/T	2019	1.000	46,700,000	46,700,000
5115	701167 00364	SEPEDA MOTOR	HONDA	R5F04R25L0 M/T	2018	1.000	44,400,000	44,400,000
5116	701167 00364	SEPEDA MOTOR	HONDA	R5F04R25L0 M/T	2017	1.000	42,200,000	42,200,000
5117	701167 00364	SEPEDA MOTOR	HONDA	R5F04R25L0 M/T	2016	1.000	40,100,000	40,100,000
5118	701167 00471	SEPEDA MOTOR	HONDA	RC44 E - 350cc	1990	1.000	29,400,000	29,400,000
5119	701167 00527	SEPEDA MOTOR	HONDA	RC 750	1980	1.000	13,000,000	13,000,000
5120	701167 00551	SEPEDA MOTOR	HONDA	S 90	1980	1.000	1,000,000	1,000,000
5121	701167 00551	SEPEDA MOTOR	HONDA	S 90	1969	1.000	1,000,000	1,000,000
5122	701167 00528	SEPEDA MOTOR	HONDA	SC 18 E - 998cc	1980	1.000	13,000,000	13,000,000
5123	701167 00534	SEPEDA MOTOR	HONDA	SC00PY 1	2010	1.000	22,000,000	22,000,000
5124	701167 00365	SEPEDA MOTOR	HONDA	SH150ADHIN A/T	2019	1.000	31,100,000	31,100,000
5125	701167 00365	SEPEDA MOTOR	HONDA	SH150ADHIN A/T	2018	1.000	29,600,000	29,600,000

NO	KODING	JENIS	MEREK	TIPE	TH BUAT	BOBOT	NJKB	DP PKB
1	2	3	4	5	6	7	8	9
5126	701167 00365	SEPEDA MOTOR	HONDA	SH150ADHIN A/T	2017	1.000	28,200,000	28,200,000
5127	701167 00613	SEPEDA MOTOR	HONDA	SH150ADK IN A/T	2019	1.000	27,700,000	27,700,000
5128	701167 00562	SEPEDA MOTOR	HONDA	SHADOW110	1998	1.000	108,000,000	108,000,000
5129	701167 00472	SEPEDA MOTOR	HONDA	SHADOW 400	2003	1.000	115,200,000	115,200,000
5130	701167 00472	SEPEDA MOTOR	HONDA	SHADOW 400	2002	1.000	112,400,000	112,400,000
5131	701167 00472	SEPEDA MOTOR	HONDA	SHADOW 400	2001	1.000	109,500,000	109,500,000
5132	701167 00565	SEPEDA MOTOR	HONDA	SHADOW 750 STD	2013	1.000	95,600,000	95,600,000
5133	701167 00473	SEPEDA MOTOR	HONDA	SHADOW RC 14 E	1989	1.000	30,000,000	30,000,000
5134	701167 00529	SEPEDA MOTOR	HONDA	SPORT 50, 50cc,	1980	1.000	500,000	500,000
5135	701167 00474	SEPEDA MOTOR	HONDA	ST1100	1993	1.000	83,300,000	83,300,000
5136	701167 00474	SEPEDA MOTOR	HONDA	ST1100	1992	1.000	73,500,000	73,500,000
5137	701167 00474	SEPEDA MOTOR	HONDA	ST1100	1991	1.000	63,700,000	63,700,000
5138	701167 00474	SEPEDA MOTOR	HONDA	ST1100	1990	1.000	53,900,000	53,900,000
5139	701167 00474	SEPEDA MOTOR	HONDA	ST1100	1989	1.000	50,000,000	50,000,000
5140	701167 00474	SEPEDA MOTOR	HONDA	ST1100	1988	1.000	45,000,000	45,000,000
5141	701167 00366	SEPEDA MOTOR	HONDA	T4G02T31L0 M/T	2019	1.000	25,400,000	25,400,000
5142	701167 00366	SEPEDA MOTOR	HONDA	T4G02T31L0 M/T	2018	1.000	24,200,000	24,200,000
5143	701167 00366	SEPEDA MOTOR	HONDA	T4G02T31L0 M/T	2017	1.000	23,000,000	23,000,000
5144	701167 00593	SEPEDA MOTOR	HONDA	T5E02R11L0 M/T	2017	1.000	25,400,000	25,400,000
5145	701167 00593	SEPEDA MOTOR	HONDA	T5E02R11L0 M/T	2016	1.000	24,900,000	24,900,000
5146	701167 00593	SEPEDA MOTOR	HONDA	T5E02R11L0 M/T	2015	1.000	24,400,000	24,400,000
5147	701167 00593	SEPEDA MOTOR	HONDA	T5E02R11L0 M/T	2014	1.000	23,900,000	23,900,000
5148	701167 00513	SEPEDA MOTOR	HONDA	TA 150 (PHANTOM)	2007	1.000	25,300,000	25,300,000
5149	701167 00513	SEPEDA MOTOR	HONDA	TA 150 (PHANTOM)	2006	1.000	24,300,000	24,300,000
5150	701167 00513	SEPEDA MOTOR	HONDA	TA 150 (PHANTOM)	2005	1.000	23,500,000	23,500,000
5151	701167 00513	SEPEDA MOTOR	HONDA	TA 150 (PHANTOM)	2004	1.000	22,500,000	22,500,000
5152	701167 00513	SEPEDA MOTOR	HONDA	TA 150 (PHANTOM)	2003	1.000	21,200,000	21,200,000
5153	701167 00513	SEPEDA MOTOR	HONDA	TA 150 (PHANTOM)	2002	1.000	20,200,000	20,200,000
5154	701167 00513	SEPEDA MOTOR	HONDA	TA 150 (PHANTOM)	2001	1.000	19,200,000	19,200,000
5155	701167 00475	SEPEDA MOTOR	HONDA	TA200 (PHANTOM)	2010	1.000	32,000,000	32,000,000
5156	701167 00475	SEPEDA MOTOR	HONDA	TA200 (PHANTOM)	2009	1.000	30,000,000	30,000,000
5157	701167 00475	SEPEDA MOTOR	HONDA	TA200 (PHANTOM)	2008	1.000	27,600,000	27,600,000
5158	701167 00475	SEPEDA MOTOR	HONDA	TA200 (PHANTOM)	2007	1.000	26,300,000	26,300,000
5159	701167 00475	SEPEDA MOTOR	HONDA	TA200 (PHANTOM)	2006	1.000	25,300,000	25,300,000
5160	701167 00475	SEPEDA MOTOR	HONDA	TA200 (PHANTOM)	2005	1.000	24,100,000	24,100,000
5161	701167 00475	SEPEDA MOTOR	HONDA	TA200 (PHANTOM)	2004	1.000	23,000,000	23,000,000
5162	701167 00475	SEPEDA MOTOR	HONDA	TA200 (PHANTOM)	2003	1.000	22,100,000	22,100,000
5163	701167 00475	SEPEDA MOTOR	HONDA	TA200 (PHANTOM)	2002	1.000	21,900,000	21,900,000
5164	701167 00367	SEPEDA MOTOR	HONDA	V1J02Q32L0 A/T	2019	1.000	21,700,000	21,700,000
5165	701167 00367	SEPEDA MOTOR	HONDA	V1J02Q32L0 A/T	2018	1.000	20,700,000	20,700,000
5166	701167 00476	SEPEDA MOTOR	HONDA	VALKYRIE 1800cc	2004	1.000	156,500,000	156,500,000
5167	701167 00476	SEPEDA MOTOR	HONDA	VALKYRIE 1800cc	2003	1.000	153,700,000	153,700,000
5168	701167 00476	SEPEDA MOTOR	HONDA	VALKYRIE 1800cc	2002	1.000	149,800,000	149,800,000
5169	701167 00476	SEPEDA MOTOR	HONDA	VALKYRIE 1800cc	2001	1.000	146,000,000	146,000,000
5170	701167 00477	SEPEDA MOTOR	HONDA	VF750 C	2004	1.000	115,200,000	115,200,000
5171	701167 00477	SEPEDA MOTOR	HONDA	VF750 C	2003	1.000	111,400,000	111,400,000
5172	701167 00477	SEPEDA MOTOR	HONDA	VF750 C	1989	1.000	50,000,000	50,000,000
5173	701167 00477	SEPEDA MOTOR	HONDA	VF750 C	1988	1.000	47,500,000	47,500,000
5174	701167 00477	SEPEDA MOTOR	HONDA	VF750 C	1987	1.000	45,000,000	45,000,000
5175	701167 00477	SEPEDA MOTOR	HONDA	VF750 C	1986	1.000	42,500,000	42,500,000
5176	701167 00477	SEPEDA MOTOR	HONDA	VF750 C	1985	1.000	40,000,000	40,000,000
5177	701167 00477	SEPEDA MOTOR	HONDA	VF750 C	1984	1.000	35,000,000	35,000,000
5178	701167 00478	SEPEDA MOTOR	HONDA	VFR750 F	2003	1.000	113,300,000	113,300,000
5179	701167 00478	SEPEDA MOTOR	HONDA	VFR750 F	1989	1.000	40,000,000	40,000,000
5180	701167 00478	SEPEDA MOTOR	HONDA	VFR750 F	1988	1.000	37,500,000	37,500,000
5181	701167 00478	SEPEDA MOTOR	HONDA	VFR750 F	1987	1.000	35,000,000	35,000,000
5182	701167 00478	SEPEDA MOTOR	HONDA	VFR750 F	1986	1.000	30,000,000	30,000,000
5183	701167 00479	SEPEDA MOTOR	HONDA	VT600 C SHADOW	2004	1.000	113,300,000	113,300,000
5184	701167 00479	SEPEDA MOTOR	HONDA	VT600 C SHADOW	2003	1.000	109,500,000	109,500,000
5185	701167 00479	SEPEDA MOTOR	HONDA	VT600 C SHADOW	2002	1.000	107,600,000	107,600,000
5186	701167 00479	SEPEDA MOTOR	HONDA	VT600 C SHADOW	2001	1.000	105,600,000	105,600,000
5187	701167 00479	SEPEDA MOTOR	HONDA	VT600 C SHADOW	2000	1.000	102,900,000	102,900,000
5188	701167 00479	SEPEDA MOTOR	HONDA	VT600 C SHADOW	1990	1.000	44,100,000	44,100,000
5189	701167 00479	SEPEDA MOTOR	HONDA	VT600 C SHADOW	1989	1.000	41,000,000	41,000,000
5190	701167 00479	SEPEDA MOTOR	HONDA	VT600 C SHADOW	1988	1.000	36,900,000	36,900,000
5191	701167 00479	SEPEDA MOTOR	HONDA	VT600 C SHADOW	1987	1.000	33,000,000	33,000,000
5192	701167 00479	SEPEDA MOTOR	HONDA	VT600 C SHADOW	1986	1.000	30,000,000	30,000,000
5193	701167 00479	SEPEDA MOTOR	HONDA	VT600 C SHADOW	1985	1.000	27,100,000	27,100,000
5194	701167 00479	SEPEDA MOTOR	HONDA	VT600 C SHADOW	1984	1.000	24,300,000	24,300,000
5195	701167 00614	SEPEDA MOTOR	HONDA	W1L08Q38L0 A/T	2019	1.000	109,000,000	109,000,000
5196	701167 00480	SEPEDA MOTOR	HONDA	WIN (MCB)	2010	1.000	9,200,000	9,200,000
5197	701167 00480	SEPEDA MOTOR	HONDA	WIN (MCB)	2009	1.000	8,800,000	8,800,000
5198	701167 00480	SEPEDA MOTOR	HONDA	WIN (MCB)	2008	1.000	8,400,000	8,400,000
5199	701167 00480	SEPEDA MOTOR	HONDA	WIN (MCB)	2007	1.000	8,100,000	8,100,000
5200	701167 00480	SEPEDA MOTOR	HONDA	WIN (MCB)	2006	1.000	7,800,000	7,800,000
5201	701167 00480	SEPEDA MOTOR	HONDA	WIN (MCB)	2005	1.000	7,500,000	7,500,000
5202	701167 00480	SEPEDA MOTOR	HONDA	WIN (MCB)	2004	1.000	7,400,000	7,400,000
5203	701167 00480	SEPEDA MOTOR	HONDA	WIN (MCB)	2003	1.000	7,300,000	7,300,000
5204	701167 00480	SEPEDA MOTOR	HONDA	WIN (MCB)	2002	1.000	7,200,000	7,200,000
5205	701167 00480	SEPEDA MOTOR	HONDA	WIN (MCB)	2001	1.000	7,100,000	7,100,000
5206	701167 00480	SEPEDA MOTOR	HONDA	WIN (MCB)	2000	1.000	6,800,000	6,800,000
5207	701167 00480	SEPEDA MOTOR	HONDA	WIN (MCB)	1999	1.000	6,100,000	6,100,000
5208	701167 00480	SEPEDA MOTOR	HONDA	WIN (MCB)	1998	1.000	5,500,000	5,500,000
5209	701167 00480	SEPEDA MOTOR	HONDA	WIN (MCB)	1997	1.000	5,000,000	5,000,000
5210	701167 00480	SEPEDA MOTOR	HONDA	WIN (MCB)	1996	1.000	4,700,000	4,700,000
5211	701167 00480	SEPEDA MOTOR	HONDA	WIN (MCB)	1995	1.000	4,500,000	4,500,000
5212	701167 00480	SEPEDA MOTOR	HONDA	WIN (MCB)	1994	1.000	4,200,000	4,200,000
5213	701167 00480	SEPEDA MOTOR	HONDA	WIN (MCB)	1993	1.000	4,000,000	4,000,000
5214	701167 00480	SEPEDA MOTOR	HONDA	WIN (MCB)	1992	1.000	3,900,000	3,900,000
5215	701167 00480	SEPEDA MOTOR	HONDA	WIN (MCB)	1991	1.000	3,700,000	3,700,000

NO	KODING	JENIS	MEREK	TIPE	TH BUAT	BOBOT	NJKB	DP PKB
1	2	3	4	5	6	7	8	9
5216	701167 00480	SEPEDA MOTOR	HONDA	WIN (MCB)	1990	1.000	3,600,000	3,600,000
5217	701167 00480	SEPEDA MOTOR	HONDA	WIN (MCB)	1989	1.000	3,500,000	3,500,000
5218	701167 00480	SEPEDA MOTOR	HONDA	WIN (MCB)	1988	1.000	3,300,000	3,300,000
5219	701167 00480	SEPEDA MOTOR	HONDA	WIN (MCB)	1987	1.000	3,100,000	3,100,000
5220	701167 00480	SEPEDA MOTOR	HONDA	WIN (MCB)	1986	1.000	2,900,000	2,900,000
5221	701167 00480	SEPEDA MOTOR	HONDA	WIN (MCB)	1985	1.000	2,800,000	2,800,000
5222	701167 00480	SEPEDA MOTOR	HONDA	WIN (MCB)	1984	1.000	2,500,000	2,500,000
5223	701167 00480	SEPEDA MOTOR	HONDA	WIN (MCB)	1983	1.000	2,400,000	2,400,000
5224	701167 00480	SEPEDA MOTOR	HONDA	WIN (MCB)	1982	1.000	2,300,000	2,300,000
5225	701167 00481	SEPEDA MOTOR	HONDA	WIN MCB 97 SPORT	2005	1.000	7,800,000	7,800,000
5226	701167 00481	SEPEDA MOTOR	HONDA	WIN MCB 97 SPORT	2004	1.000	7,400,000	7,400,000
5227	701167 00481	SEPEDA MOTOR	HONDA	WIN MCB 97 SPORT	2003	1.000	7,000,000	7,000,000
5228	701167 00481	SEPEDA MOTOR	HONDA	WIN MCB 97 SPORT	2002	1.000	6,700,000	6,700,000
5229	701167 00481	SEPEDA MOTOR	HONDA	WIN MCB 97 SPORT	2001	1.000	6,400,000	6,400,000
5230	701167 00481	SEPEDA MOTOR	HONDA	WIN MCB 97 SPORT	2000	1.000	6,100,000	6,100,000
5231	701167 00481	SEPEDA MOTOR	HONDA	WIN MCB 97 SPORT	1999	1.000	5,800,000	5,800,000
5232	701167 00481	SEPEDA MOTOR	HONDA	WIN MCB 97 SPORT	1998	1.000	5,400,000	5,400,000
5233	701167 00481	SEPEDA MOTOR	HONDA	WIN MCB 97 SPORT	1997	1.000	5,100,000	5,100,000
5234	701167 00481	SEPEDA MOTOR	HONDA	WIN MCB 97 SPORT	1996	1.000	4,900,000	4,900,000
5235	701167 00481	SEPEDA MOTOR	HONDA	WIN MCB 97 SPORT	1995	1.000	4,700,000	4,700,000
5236	701167 00481	SEPEDA MOTOR	HONDA	WIN MCB 97 SPORT	1994	1.000	4,500,000	4,500,000
5237	701167 00481	SEPEDA MOTOR	HONDA	WIN MCB 97 SPORT	1993	1.000	4,300,000	4,300,000
5238	701167 00481	SEPEDA MOTOR	HONDA	WIN MCB 97 SPORT	1992	1.000	4,100,000	4,100,000
5239	701167 00481	SEPEDA MOTOR	HONDA	WIN MCB 97 SPORT	1991	1.000	3,900,000	3,900,000
5240	701167 00481	SEPEDA MOTOR	HONDA	WIN MCB 97 SPORT	1990	1.000	3,700,000	3,700,000
5241	701167 00481	SEPEDA MOTOR	HONDA	WIN MCB 97 SPORT	1989	1.000	3,500,000	3,500,000
5242	701167 00481	SEPEDA MOTOR	HONDA	WIN MCB 97 SPORT	1988	1.000	3,300,000	3,300,000
5243	701167 00481	SEPEDA MOTOR	HONDA	WIN MCB 97 SPORT	1987	1.000	3,100,000	3,100,000
5244	701167 00481	SEPEDA MOTOR	HONDA	WIN MCB 97 SPORT	1986	1.000	2,900,000	2,900,000
5245	701167 00481	SEPEDA MOTOR	HONDA	WIN MCB 97 SPORT	1985	1.000	2,800,000	2,800,000
5246	701167 00481	SEPEDA MOTOR	HONDA	WIN MCB 97 SPORT	1984	1.000	2,500,000	2,500,000
5247	701167 00540	SEPEDA MOTOR	HONDA	WW125EXS(B)-IN A/T	2012	1.000	25,200,000	25,200,000
5248	701167 00540	SEPEDA MOTOR	HONDA	WW125EXS(B)-IN A/T	2011	1.000	25,100,000	25,100,000
5249	701167 00540	SEPEDA MOTOR	HONDA	WW125EXS(B)-IN A/T	2010	1.000	24,600,000	24,600,000
5250	701167 00395	SEPEDA MOTOR	HONDA	WW150D (IN) A/T	2015	1.000	30,300,000	30,300,000
5251	701167 00395	SEPEDA MOTOR	HONDA	WW150D (IN) A/T	2014	1.000	28,900,000	28,900,000
5252	701167 00395	SEPEDA MOTOR	HONDA	WW150D (IN) A/T	2013	1.000	27,600,000	27,600,000
5253	701167 00395	SEPEDA MOTOR	HONDA	WW150D (IN) A/T	2012	1.000	26,100,000	26,100,000
5254	701167 00419	SEPEDA MOTOR	HONDA	WW150EXF IN	2015	1.000	28,400,000	28,400,000
5255	701167 00419	SEPEDA MOTOR	HONDA	WW150EXF IN	2014	1.000	26,400,000	26,400,000
5256	701167 00605	SEPEDA MOTOR	HONDA	WW150EXG IN A/T	2017	1.000	30,700,000	30,700,000
5257	701167 00605	SEPEDA MOTOR	HONDA	WW150EXG IN A/T	2016	1.000	30,100,000	30,100,000
5258	701167 00605	SEPEDA MOTOR	HONDA	WW150EXG IN A/T	2015	1.000	29,500,000	29,500,000
5259	701167 00607	SEPEDA MOTOR	HONDA	WW150EXH IN A/T	2017	1.000	28,800,000	28,800,000
5260	701167 00607	SEPEDA MOTOR	HONDA	WW150EXH IN A/T	2016	1.000	28,200,000	28,200,000
5261	701167 00368	SEPEDA MOTOR	HONDA	WW150EXJ 2IN A/T	2018	1.000	29,300,000	29,300,000
5262	701167 00368	SEPEDA MOTOR	HONDA	WW150EXJ 2IN A/T	2017	1.000	28,800,000	28,800,000
5263	701167 00595	SEPEDA MOTOR	HONDA	X1B02N04L0 A/T	2017	1.000	11,500,000	11,500,000
5264	701167 00595	SEPEDA MOTOR	HONDA	X1B02N04L0 A/T	2016	1.000	11,300,000	11,300,000
5265	701167 00595	SEPEDA MOTOR	HONDA	X1B02N04L0 A/T	2015	1.000	11,100,000	11,100,000
5266	701167 00596	SEPEDA MOTOR	HONDA	X1B02R07L0 A/T	2017	1.000	11,600,000	11,600,000
5267	701167 00596	SEPEDA MOTOR	HONDA	X1B02R07L0 A/T	2016	1.000	11,400,000	11,400,000
5268	701167 00596	SEPEDA MOTOR	HONDA	X1B02R07L0 A/T	2015	1.000	11,200,000	11,200,000
5269	701167 00369	SEPEDA MOTOR	HONDA	X1H02N35M1 A/T	2019	1.000	17,600,000	17,600,000
5270	701167 00369	SEPEDA MOTOR	HONDA	X1H02N35M1 A/T	2018	1.000	16,800,000	16,800,000
5271	701167 00090	SEPEDA MOTOR	HONDA	X1N02Q44L0 A/T	2019	1.000	24,500,000	24,500,000
5272	701167 00091	SEPEDA MOTOR	HONDA	X1N02Q43L0 A/T	2019	1.000	22,300,000	22,300,000
5273	701167 00504	SEPEDA MOTOR	HONDA	XL 125	1980	1.000	2,000,000	2,000,000
5274	701167 00482	SEPEDA MOTOR	HONDA	XL600 F TRANSALPEN	1996	1.000	70,600,000	70,600,000
5275	701167 00482	SEPEDA MOTOR	HONDA	XL600 F TRANSALPEN	1989	1.000	53,400,000	53,400,000
5276	701167 00482	SEPEDA MOTOR	HONDA	XL600 F TRANSALPEN	1988	1.000	48,200,000	48,200,000
5277	701167 00482	SEPEDA MOTOR	HONDA	XL600 F TRANSALPEN	1987	1.000	43,500,000	43,500,000
5278	701167 00482	SEPEDA MOTOR	HONDA	XL600 F TRANSALPEN	1986	1.000	39,200,000	39,200,000
5279	701167 00482	SEPEDA MOTOR	HONDA	XL600 F TRANSALPEN	1985	1.000	35,300,000	35,300,000
5280	701167 00482	SEPEDA MOTOR	HONDA	XL600 F TRANSALPEN	1984	1.000	31,800,000	31,800,000
5281	701167 00483	SEPEDA MOTOR	HONDA	XR200	2006	1.000	25,300,000	25,300,000
5282	701167 00484	SEPEDA MOTOR	HONDA	XR650 LT	2003	1.000	108,900,000	108,900,000
5283	701167 00484	SEPEDA MOTOR	HONDA	XR650 LT	1993	1.000	39,200,000	39,200,000
5284	701167 00484	SEPEDA MOTOR	HONDA	XR650 LT	1992	1.000	34,300,000	34,300,000
5285	701167 00484	SEPEDA MOTOR	HONDA	XR650 LT	1991	1.000	29,400,000	29,400,000
5286	701167 00484	SEPEDA MOTOR	HONDA	XR650 LT	1990	1.000	27,400,000	27,400,000
5287	701167 00484	SEPEDA MOTOR	HONDA	XR650 LT	1989	1.000	26,000,000	26,000,000
5288	701167 00484	SEPEDA MOTOR	HONDA	XR650 LT	1988	1.000	24,000,000	24,000,000
5289	701167 00484	SEPEDA MOTOR	HONDA	XR650 LT	1987	1.000	22,000,000	22,000,000
5290	701167 00484	SEPEDA MOTOR	HONDA	XR650 LT	1986	1.000	20,000,000	20,000,000
5291	701167 00484	SEPEDA MOTOR	HONDA	XR650 LT	1985	1.000	18,000,000	18,000,000
5292	701167 00484	SEPEDA MOTOR	HONDA	XR650 LT	1984	1.000	15,000,000	15,000,000
5293	701167 00485	SEPEDA MOTOR	HONDA	XR750 AFRIKA TWIN	1990	1.000	98,000,000	98,000,000
5294	701167 00485	SEPEDA MOTOR	HONDA	XR750 AFRIKA TWIN	1989	1.000	90,000,000	90,000,000
5295	701167 00485	SEPEDA MOTOR	HONDA	XR750 AFRIKA TWIN	1988	1.000	80,000,000	80,000,000
5296	701167 00485	SEPEDA MOTOR	HONDA	XR750 AFRIKA TWIN	1987	1.000	75,000,000	75,000,000
5297	701167 00485	SEPEDA MOTOR	HONDA	XR750 AFRIKA TWIN	1986	1.000	70,000,000	70,000,000
5298	701167 00598	SEPEDA MOTOR	HONDA	Y1G02N02L0	2015	1.000	10,100,000	10,100,000
5299	701167 00370	SEPEDA MOTOR	HONDA	Y1G02N02L0 A/T	2019	1.000	11,700,000	11,700,000
5300	701167 00370	SEPEDA MOTOR	HONDA	Y1G02N02L0 A/T	2018	1.000	11,200,000	11,200,000
5301	701167 00370	SEPEDA MOTOR	HONDA	Y1G02N02L0 A/T	2017	1.000	10,700,000	10,700,000
5302	701167 00370	SEPEDA MOTOR	HONDA	Y1G02N02L0 A/T	2016	1.000	10,200,000	10,200,000
5303	701167 00597	SEPEDA MOTOR	HONDA	Y1G02N15L0	2015	1.000	11,400,000	11,400,000
5304	701167 00371	SEPEDA MOTOR	HONDA	Y1G02N15L0 A/T	2019	1.000	12,300,000	12,300,000
5305	701167 00371	SEPEDA MOTOR	HONDA	Y1G02N15L0 A/T	2018	1.000	11,700,000	11,700,000

NO	KODING	JENIS	MEREK	TIPE	TH BUAT	BOBOT	NJKB	DP PKB
1	2	3	4	5	6	7	8	9
5306	701167 00371	SEPEDA MOTOR	HONDA	Y1G02N15L0 A/T	2017	1.000	11,200,000	11,200,000
5307	701167 00371	SEPEDA MOTOR	HONDA	Y1G02N15L0 A/T	2016	1.000	10,700,000	10,700,000
5308	701167 00372	SEPEDA MOTOR	HONDA	Y3B02R17L0 M/T	2019	1.000	17,400,000	17,400,000
5309	701167 00372	SEPEDA MOTOR	HONDA	Y3B02R17L0 M/T	2018	1.000	16,600,000	16,600,000
5310	701167 00372	SEPEDA MOTOR	HONDA	Y3B02R17L0 M/T	2017	1.000	15,800,000	15,800,000
5311	701167 00372	SEPEDA MOTOR	HONDA	Y3B02R17L0 M/T	2016	1.000	15,100,000	15,100,000
5312	701167 00372	SEPEDA MOTOR	HONDA	Y3B02R17L0 M/T	2015	1.000	14,400,000	14,400,000
5313	701167 00486	SEPEDA MOTOR	HONDA	ZLX	1993	1.000	15,900,000	15,900,000
5314	701167 00487	SEPEDA MOTOR	HONDA	ZN110 D (NICE)	2005	1.000	14,300,000	14,300,000
5315	701167 00487	SEPEDA MOTOR	HONDA	ZN110 D (NICE)	2004	1.000	14,000,000	14,000,000
5316	701167 00487	SEPEDA MOTOR	HONDA	ZN110 D (NICE)	2003	1.000	11,000,000	11,000,000
5317	701167 00487	SEPEDA MOTOR	HONDA	ZN110 D (NICE)	2002	1.000	10,700,000	10,700,000
5318	701167 00487	SEPEDA MOTOR	HONDA	ZN110 D (NICE)	2001	1.000	10,400,000	10,400,000
5319	701167 00487	SEPEDA MOTOR	HONDA	ZN110 D (NICE)	2000	1.000	9,800,000	9,800,000
5320	701168 00001	SEPEDA MOTOR	HONLEI	HB 10 HB	2007	1.000	4,800,000	4,800,000
5321	701168 00001	SEPEDA MOTOR	HONLEI	HB 10 HB	2006	1.000	4,500,000	4,500,000
5322	701168 00001	SEPEDA MOTOR	HONLEI	HB 10 HB	2005	1.000	4,300,000	4,300,000
5323	701168 00001	SEPEDA MOTOR	HONLEI	HB 10 HB	2004	1.000	4,100,000	4,100,000
5324	701168 00002	SEPEDA MOTOR	HONLEI	HB 10 MA	2003	1.000	3,700,000	3,700,000
5325	701168 00002	SEPEDA MOTOR	HONLEI	HB 10 MA	2002	1.000	3,600,000	3,600,000
5326	701168 00003	SEPEDA MOTOR	HONLEI	HB 10 MB	2002	1.000	3,600,000	3,600,000
5327	701169 00001	SEPEDA MOTOR	HONZU	HS-110 A STELLA	2003	1.000	4,100,000	4,100,000
5328	701169 00001	SEPEDA MOTOR	HONZU	HS-110 A STELLA	2002	1.000	4,000,000	4,000,000
5329	701169 00001	SEPEDA MOTOR	HONZU	HS-110 A STELLA	2001	1.000	3,900,000	3,900,000
5330	701169 00001	SEPEDA MOTOR	HONZU	HS-110 A STELLA	2000	1.000	3,500,000	3,500,000
5331	701169 00002	SEPEDA MOTOR	HONZU	HS-110 B BELLA	2003	1.000	4,100,000	4,100,000
5332	701169 00002	SEPEDA MOTOR	HONZU	HS-110 B BELLA	2002	1.000	4,000,000	4,000,000
5333	701169 00002	SEPEDA MOTOR	HONZU	HS-110 B BELLA	2001	1.000	3,900,000	3,900,000
5334	701169 00002	SEPEDA MOTOR	HONZU	HS-110 B BELLA	2000	1.000	3,500,000	3,500,000
5335	701169 00003	SEPEDA MOTOR	HONZU	HS-110 SERENA	2003	1.000	4,100,000	4,100,000
5336	701169 00003	SEPEDA MOTOR	HONZU	HS-110 SERENA	2002	1.000	4,000,000	4,000,000
5337	701169 00003	SEPEDA MOTOR	HONZU	HS-110 SERENA	2001	1.000	3,900,000	3,900,000
5338	701169 00003	SEPEDA MOTOR	HONZU	HS-110 SERENA	2000	1.000	3,500,000	3,500,000
5339	701169 00004	SEPEDA MOTOR	HONZU	HS-125 T TIFANI	2003	1.000	4,500,000	4,500,000
5340	701169 00004	SEPEDA MOTOR	HONZU	HS-125 T TIFANI	2002	1.000	4,400,000	4,400,000
5341	701169 00004	SEPEDA MOTOR	HONZU	HS-125 T TIFANI	2001	1.000	4,300,000	4,300,000
5342	701169 00004	SEPEDA MOTOR	HONZU	HS-125 T TIFANI	2000	1.000	4,200,000	4,200,000
5343	701169 00005	SEPEDA MOTOR	HONZU	HX 125-TE TITANIC	2003	1.000	4,500,000	4,500,000
5344	701169 00005	SEPEDA MOTOR	HONZU	HX 125-TE TITANIC	2002	1.000	4,400,000	4,400,000
5345	701169 00005	SEPEDA MOTOR	HONZU	HX 125-TE TITANIC	2001	1.000	4,300,000	4,300,000
5346	701169 00005	SEPEDA MOTOR	HONZU	HX 125-TE TITANIC	2000	1.000	4,300,000	4,300,000
5347	701175 00001	SEPEDA MOTOR	HYOSUNG	GF 125	2010	1.000	11,100,000	11,100,000
5348	701175 00001	SEPEDA MOTOR	HYOSUNG	GF 125	2009	1.000	10,600,000	10,600,000
5349	701175 00001	SEPEDA MOTOR	HYOSUNG	GF 125	2008	1.000	10,000,000	10,000,000
5350	701175 00001	SEPEDA MOTOR	HYOSUNG	GF 125	2007	1.000	9,800,000	9,800,000
5351	701175 00005	SEPEDA MOTOR	HYOSUNG	GT250R	2011	1.000	25,700,000	25,700,000
5352	701175 00006	SEPEDA MOTOR	HYOSUNG	GT650R	2011	1.000	66,700,000	66,700,000
5353	701175 00002	SEPEDA MOTOR	HYOSUNG	RT 125	2010	1.000	21,400,000	21,400,000
5354	701175 00002	SEPEDA MOTOR	HYOSUNG	RT 125	2009	1.000	20,400,000	20,400,000
5355	701175 00002	SEPEDA MOTOR	HYOSUNG	RT 125	2008	1.000	19,200,000	19,200,000
5356	701175 00002	SEPEDA MOTOR	HYOSUNG	RT 125	2007	1.000	18,100,000	18,100,000
5357	701175 00003	SEPEDA MOTOR	HYOSUNG	RX 125	2010	1.000	22,300,000	22,300,000
5358	701175 00003	SEPEDA MOTOR	HYOSUNG	RX 125	2009	1.000	21,200,000	21,200,000
5359	701175 00003	SEPEDA MOTOR	HYOSUNG	RX 125	2008	1.000	20,000,000	20,000,000
5360	701175 00003	SEPEDA MOTOR	HYOSUNG	RX 125	2007	1.000	18,600,000	18,600,000
5361	701175 00004	SEPEDA MOTOR	HYOSUNG	SOLOMO ANGSA	2010	1.000	5,300,000	5,300,000
5362	701175 00004	SEPEDA MOTOR	HYOSUNG	SOLOMO ANGSA	2009	1.000	5,000,000	5,000,000
5363	701175 00004	SEPEDA MOTOR	HYOSUNG	SOLOMO ANGSA	2008	1.000	4,700,000	4,700,000
5364	701175 00004	SEPEDA MOTOR	HYOSUNG	SOLOMO ANGSA	2007	1.000	4,500,000	4,500,000
5365	701186 00001	SEPEDA MOTOR	ITALJET	DRAGSTER 180	2004	1.000	33,000,000	33,000,000
5366	701186 00001	SEPEDA MOTOR	ITALJET	DRAGSTER 180	2003	1.000	29,400,000	29,400,000
5367	701186 00001	SEPEDA MOTOR	ITALJET	DRAGSTER 180	2002	1.000	28,800,000	28,800,000
5368	701186 00001	SEPEDA MOTOR	ITALJET	DRAGSTER 180	2001	1.000	28,100,000	28,100,000
5369	701186 00002	SEPEDA MOTOR	ITALJET	JETSET 150	2004	1.000	27,000,000	27,000,000
5370	701186 00002	SEPEDA MOTOR	ITALJET	JETSET 150	2003	1.000	25,000,000	25,000,000
5371	701186 00002	SEPEDA MOTOR	ITALJET	JETSET 150	2002	1.000	24,500,000	24,500,000
5372	701189 00001	SEPEDA MOTOR	JAMUS	VX	2019	1.000	5,400,000	5,400,000
5373	701189 00001	SEPEDA MOTOR	JAMUS	VX	2018	1.000	5,200,000	5,200,000
5374	701189 00001	SEPEDA MOTOR	JAMUS	VX	2017	1.000	5,000,000	5,000,000
5375	701189 00001	SEPEDA MOTOR	JAMUS	VX	2016	1.000	4,800,000	4,800,000
5376	701189 00001	SEPEDA MOTOR	JAMUS	VX	2015	1.000	4,600,000	4,600,000
5377	701189 00001	SEPEDA MOTOR	JAMUS	VX	2014	1.000	4,400,000	4,400,000
5378	701189 00001	SEPEDA MOTOR	JAMUS	VX	2013	1.000	4,200,000	4,200,000
5379	701189 00001	SEPEDA MOTOR	JAMUS	VX	2012	1.000	4,000,000	4,000,000
5380	701189 00001	SEPEDA MOTOR	JAMUS	VX	2011	1.000	3,800,000	3,800,000
5381	701189 00001	SEPEDA MOTOR	JAMUS	VX	2010	1.000	3,700,000	3,700,000
5382	701189 00001	SEPEDA MOTOR	JAMUS	VX	2009	1.000	3,600,000	3,600,000
5383	701189 00001	SEPEDA MOTOR	JAMUS	VX	2008	1.000	3,500,000	3,500,000
5384	701189 00001	SEPEDA MOTOR	JAMUS	VX	2007	1.000	3,400,000	3,400,000
5385	701189 00001	SEPEDA MOTOR	JAMUS	VX	2006	1.000	3,300,000	3,300,000
5386	701189 00001	SEPEDA MOTOR	JAMUS	VX	2005	1.000	3,200,000	3,200,000
5387	701189 00001	SEPEDA MOTOR	JAMUS	VX	2004	1.000	3,100,000	3,100,000
5388	701189 00001	SEPEDA MOTOR	JAMUS	VX	2003	1.000	3,000,000	3,000,000
5389	701189 00002	SEPEDA MOTOR	JAMUS	VX 110	2011	1.000	6,100,000	6,100,000
5390	701189 00002	SEPEDA MOTOR	JAMUS	VX 110	2010	1.000	5,800,000	5,800,000
5391	701189 00002	SEPEDA MOTOR	JAMUS	VX 110	2009	1.000	5,500,000	5,500,000
5392	701189 00002	SEPEDA MOTOR	JAMUS	VX 110	2008	1.000	5,100,000	5,100,000
5393	701189 00002	SEPEDA MOTOR	JAMUS	VX 110	2007	1.000	5,000,000	5,000,000
5394	701189 00002	SEPEDA MOTOR	JAMUS	VX 110	2006	1.000	4,800,000	4,800,000
5395	701190 00001	SEPEDA MOTOR	JATAYU	STANDARD 01, 1500 CC	1999	1.000	66,000,000	66,000,000

NO	KODING	JENIS	MEREK	TIPE	TH BUAT	BOBOT	NJKB	DP PKB
1	2	3	4	5	6	7	8	9
5396	701190 00001	SEPEDA MOTOR	JATAYU	STANDARD 01, 1500 CC	1998	1.000	64,000,000	64,000,000
5397	701190 00001	SEPEDA MOTOR	JATAYU	STANDARD 01, 1500 CC	1997	1.000	60,000,000	60,000,000
5398	701190 00002	SEPEDA MOTOR	JATAYU	STANDARD 02, 1300 CC	1998	1.000	63,000,000	63,000,000
5399	701190 00002	SEPEDA MOTOR	JATAYU	STANDARD 02, 1300 CC	1997	1.000	59,000,000	59,000,000
5400	701191 00001	SEPEDA MOTOR	JAWA	150cc, 250CC, 350cc	1980	1.000	1,800,000	1,800,000
5401	701194 00001	SEPEDA MOTOR	JETWIN	110-4	2004	1.000	4,500,000	4,500,000
5402	701194 00001	SEPEDA MOTOR	JETWIN	110-4	2003	1.000	4,100,000	4,100,000
5403	701194 00001	SEPEDA MOTOR	JETWIN	110-4	2002	1.000	4,000,000	4,000,000
5404	701194 00001	SEPEDA MOTOR	JETWIN	110-4	2001	1.000	3,900,000	3,900,000
5405	701194 00001	SEPEDA MOTOR	JETWIN	110-4	2000	1.000	3,500,000	3,500,000
5406	701194 00002	SEPEDA MOTOR	JETWIN	JETSUPER JW 110-3A	2004	1.000	4,500,000	4,500,000
5407	701194 00002	SEPEDA MOTOR	JETWIN	JETSUPER JW 110-3A	2003	1.000	4,100,000	4,100,000
5408	701194 00002	SEPEDA MOTOR	JETWIN	JETSUPER JW 110-3A	2002	1.000	4,000,000	4,000,000
5409	701194 00002	SEPEDA MOTOR	JETWIN	JETSUPER JW 110-3A	2001	1.000	3,900,000	3,900,000
5410	701194 00003	SEPEDA MOTOR	JETWIN	JETSUPER JW 110-4	2004	1.000	4,500,000	4,500,000
5411	701194 00003	SEPEDA MOTOR	JETWIN	JETSUPER JW 110-4	2003	1.000	4,100,000	4,100,000
5412	701194 00003	SEPEDA MOTOR	JETWIN	JETSUPER JW 110-4	2002	1.000	4,000,000	4,000,000
5413	701194 00003	SEPEDA MOTOR	JETWIN	JETSUPER JW 110-4	2001	1.000	3,900,000	3,900,000
5414	701194 00003	SEPEDA MOTOR	JETWIN	JETSUPER JW 110-4	2000	1.000	3,500,000	3,500,000
5415	701194 00004	SEPEDA MOTOR	JETWIN	JL 100-BN	2007	1.000	4,800,000	4,800,000
5416	701194 00004	SEPEDA MOTOR	JETWIN	JL 100-BN	2006	1.000	4,500,000	4,500,000
5417	701194 00004	SEPEDA MOTOR	JETWIN	JL 100-BN	2005	1.000	4,300,000	4,300,000
5418	701194 00004	SEPEDA MOTOR	JETWIN	JL 100-BN	2004	1.000	4,100,000	4,100,000
5419	701194 00012	SEPEDA MOTOR	JETWIN	JW100-1	2011	1.000	5,700,000	5,700,000
5420	701194 00012	SEPEDA MOTOR	JETWIN	JW100-1	2010	1.000	5,400,000	5,400,000
5421	701194 00012	SEPEDA MOTOR	JETWIN	JW100-1	2009	1.000	5,100,000	5,100,000
5422	701194 00012	SEPEDA MOTOR	JETWIN	JW100-1	2008	1.000	4,700,000	4,700,000
5423	701194 00012	SEPEDA MOTOR	JETWIN	JW100-1	2007	1.000	4,600,000	4,600,000
5424	701194 00012	SEPEDA MOTOR	JETWIN	JW100-1	2006	1.000	4,500,000	4,500,000
5425	701194 00012	SEPEDA MOTOR	JETWIN	JW100-1	2005	1.000	4,300,000	4,300,000
5426	701194 00012	SEPEDA MOTOR	JETWIN	JW100-1	2004	1.000	4,100,000	4,100,000
5427	701194 00005	SEPEDA MOTOR	JETWIN	JW 100-3A	2011	1.000	5,700,000	5,700,000
5428	701194 00005	SEPEDA MOTOR	JETWIN	JW 100-3A	2010	1.000	5,400,000	5,400,000
5429	701194 00005	SEPEDA MOTOR	JETWIN	JW 100-3A	2009	1.000	5,100,000	5,100,000
5430	701194 00005	SEPEDA MOTOR	JETWIN	JW 100-3A	2008	1.000	4,700,000	4,700,000
5431	701194 00005	SEPEDA MOTOR	JETWIN	JW 100-3A	2007	1.000	4,600,000	4,600,000
5432	701194 00005	SEPEDA MOTOR	JETWIN	JW 100-3A	2006	1.000	4,500,000	4,500,000
5433	701194 00005	SEPEDA MOTOR	JETWIN	JW 100-3A	2005	1.000	4,300,000	4,300,000
5434	701194 00005	SEPEDA MOTOR	JETWIN	JW 100-3A	2004	1.000	4,100,000	4,100,000
5435	701194 00005	SEPEDA MOTOR	JETWIN	JW 100-3A	2003	1.000	3,700,000	3,700,000
5436	701194 00005	SEPEDA MOTOR	JETWIN	JW 100-3A	2002	1.000	3,600,000	3,600,000
5437	701194 00005	SEPEDA MOTOR	JETWIN	JW 100-3A	2001	1.000	3,100,000	3,100,000
5438	701194 00006	SEPEDA MOTOR	JETWIN	JW 150-15	2011	1.000	7,900,000	7,900,000
5439	701194 00006	SEPEDA MOTOR	JETWIN	JW 150-15	2010	1.000	7,400,000	7,400,000
5440	701194 00006	SEPEDA MOTOR	JETWIN	JW 150-15	2009	1.000	6,900,000	6,900,000
5441	701194 00006	SEPEDA MOTOR	JETWIN	JW 150-15	2008	1.000	6,300,000	6,300,000
5442	701194 00006	SEPEDA MOTOR	JETWIN	JW 150-15	2007	1.000	6,200,000	6,200,000
5443	701194 00006	SEPEDA MOTOR	JETWIN	JW 150-15	2006	1.000	6,000,000	6,000,000
5444	701194 00006	SEPEDA MOTOR	JETWIN	JW 150-15	2005	1.000	5,900,000	5,900,000
5445	701194 00007	SEPEDA MOTOR	JETWIN	JW 250	2011	1.000	10,600,000	10,600,000
5446	701194 00007	SEPEDA MOTOR	JETWIN	JW 250	2010	1.000	10,100,000	10,100,000
5447	701194 00007	SEPEDA MOTOR	JETWIN	JW 250	2009	1.000	9,600,000	9,600,000
5448	701194 00007	SEPEDA MOTOR	JETWIN	JW 250	2008	1.000	9,000,000	9,000,000
5449	701194 00007	SEPEDA MOTOR	JETWIN	JW 250	2007	1.000	8,900,000	8,900,000
5450	701194 00007	SEPEDA MOTOR	JETWIN	JW 250	2006	1.000	8,400,000	8,400,000
5451	701194 00007	SEPEDA MOTOR	JETWIN	JW 250	2005	1.000	8,200,000	8,200,000
5452	701194 00007	SEPEDA MOTOR	JETWIN	JW 250	2004	1.000	8,000,000	8,000,000
5453	701194 00007	SEPEDA MOTOR	JETWIN	JW 250	2003	1.000	7,500,000	7,500,000
5454	701194 00008	SEPEDA MOTOR	JETWIN	JW 50	2011	1.000	3,300,000	3,300,000
5455	701194 00008	SEPEDA MOTOR	JETWIN	JW 50	2010	1.000	3,200,000	3,200,000
5456	701194 00008	SEPEDA MOTOR	JETWIN	JW 50	2009	1.000	3,100,000	3,100,000
5457	701194 00008	SEPEDA MOTOR	JETWIN	JW 50	2008	1.000	3,000,000	3,000,000
5458	701194 00008	SEPEDA MOTOR	JETWIN	JW 50	2007	1.000	2,900,000	2,900,000
5459	701194 00008	SEPEDA MOTOR	JETWIN	JW 50	2006	1.000	2,700,000	2,700,000
5460	701194 00008	SEPEDA MOTOR	JETWIN	JW 50	2005	1.000	2,600,000	2,600,000
5461	701194 00009	SEPEDA MOTOR	JETWIN	JW 70	2011	1.000	3,600,000	3,600,000
5462	701194 00009	SEPEDA MOTOR	JETWIN	JW 70	2010	1.000	3,500,000	3,500,000
5463	701194 00009	SEPEDA MOTOR	JETWIN	JW 70	2009	1.000	3,400,000	3,400,000
5464	701194 00009	SEPEDA MOTOR	JETWIN	JW 70	2008	1.000	3,200,000	3,200,000
5465	701194 00009	SEPEDA MOTOR	JETWIN	JW 70	2007	1.000	3,100,000	3,100,000
5466	701194 00009	SEPEDA MOTOR	JETWIN	JW 70	2006	1.000	3,000,000	3,000,000
5467	701194 00009	SEPEDA MOTOR	JETWIN	JW 70	2005	1.000	2,900,000	2,900,000
5468	701194 00009	SEPEDA MOTOR	JETWIN	JW 70	2004	1.000	2,800,000	2,800,000
5469	701194 00009	SEPEDA MOTOR	JETWIN	JW 70	2003	1.000	2,400,000	2,400,000
5470	701194 00009	SEPEDA MOTOR	JETWIN	JW 70	2002	1.000	2,300,000	2,300,000
5471	701194 00010	SEPEDA MOTOR	JETWIN	JW 86	2011	1.000	4,500,000	4,500,000
5472	701194 00010	SEPEDA MOTOR	JETWIN	JW 86	2010	1.000	4,400,000	4,400,000
5473	701194 00010	SEPEDA MOTOR	JETWIN	JW 86	2009	1.000	4,300,000	4,300,000
5474	701194 00010	SEPEDA MOTOR	JETWIN	JW 86	2008	1.000	4,100,000	4,100,000
5475	701194 00010	SEPEDA MOTOR	JETWIN	JW 86	2007	1.000	4,000,000	4,000,000
5476	701194 00010	SEPEDA MOTOR	JETWIN	JW 86	2006	1.000	3,900,000	3,900,000
5477	701194 00010	SEPEDA MOTOR	JETWIN	JW 86	2005	1.000	3,800,000	3,800,000
5478	701194 00011	SEPEDA MOTOR	JETWIN	JW 90	2008	1.000	4,100,000	4,100,000
5479	701194 00011	SEPEDA MOTOR	JETWIN	JW 90	2007	1.000	4,000,000	4,000,000
5480	701194 00011	SEPEDA MOTOR	JETWIN	JW 90	2006	1.000	3,900,000	3,900,000
5481	701194 00011	SEPEDA MOTOR	JETWIN	JW 90	2005	1.000	3,800,000	3,800,000
5482	701194 00011	SEPEDA MOTOR	JETWIN	JW 90	2004	1.000	3,700,000	3,700,000
5483	701194 00013	SEPEDA MOTOR	JETWIN	STANDART 02 / 1300cc	1998	1.000	45,000,000	45,000,000
5484	701196 00001	SEPEDA MOTOR	JIALING	JD 90/90cc	2004	1.000	3,700,000	3,700,000
5485	701196 00001	SEPEDA MOTOR	JIALING	JD 90/90cc	2003	1.000	3,300,000	3,300,000

NO	KODING	JENIS	MEREK	TIPE	TH BUAT	BOBOT	NJKB	DP PKB
1	2	3	4	5	6	7	8	9
5486	701196 00001	SEPEDA MOTOR	JIALING	JD 90/90cc	2002	1.000	3,200,000	3,200,000
5487	701196 00001	SEPEDA MOTOR	JIALING	JD 90/90cc	2001	1.000	3,000,000	3,000,000
5488	701196 00001	SEPEDA MOTOR	JIALING	JD 90/90cc	2000	1.000	2,900,000	2,900,000
5489	701196 00001	SEPEDA MOTOR	JIALING	JD 90/90cc	1999	1.000	2,800,000	2,800,000
5490	701196 00001	SEPEDA MOTOR	JIALING	JD 90/90cc	1998	1.000	2,500,000	2,500,000
5491	701196 00002	SEPEDA MOTOR	JIALING	JH 100-2/100cc	2004	1.000	4,100,000	4,100,000
5492	701196 00002	SEPEDA MOTOR	JIALING	JH 100-2/100cc	2003	1.000	3,700,000	3,700,000
5493	701196 00002	SEPEDA MOTOR	JIALING	JH 100-2/100cc	2002	1.000	3,600,000	3,600,000
5494	701196 00002	SEPEDA MOTOR	JIALING	JH 100-2/100cc	2001	1.000	3,100,000	3,100,000
5495	701196 00002	SEPEDA MOTOR	JIALING	JH 100-2/100cc	2000	1.000	3,000,000	3,000,000
5496	701196 00002	SEPEDA MOTOR	JIALING	JH 100-2/100cc	1999	1.000	2,900,000	2,900,000
5497	701196 00003	SEPEDA MOTOR	JIALING	JH 125-D	2007	1.000	5,700,000	5,700,000
5498	701196 00003	SEPEDA MOTOR	JIALING	JH 125-D	2006	1.000	5,300,000	5,300,000
5499	701196 00003	SEPEDA MOTOR	JIALING	JH 125-D	2005	1.000	5,000,000	5,000,000
5500	701196 00004	SEPEDA MOTOR	JIALING	JH 125-G	2005	1.000	5,000,000	5,000,000
5501	701196 00004	SEPEDA MOTOR	JIALING	JH 125-G	2004	1.000	4,900,000	4,900,000
5502	701196 00004	SEPEDA MOTOR	JIALING	JH 125-G	2003	1.000	4,500,000	4,500,000
5503	701196 00004	SEPEDA MOTOR	JIALING	JH 125-G	2002	1.000	4,400,000	4,400,000
5504	701196 00004	SEPEDA MOTOR	JIALING	JH 125-G	2001	1.000	4,300,000	4,300,000
5505	701196 00004	SEPEDA MOTOR	JIALING	JH 125-G	2000	1.000	4,200,000	4,200,000
5506	701196 00005	SEPEDA MOTOR	JIALING	JH 125-L	2012	1.000	7,200,000	7,200,000
5507	701196 00005	SEPEDA MOTOR	JIALING	JH 125-L	2011	1.000	6,900,000	6,900,000
5508	701196 00005	SEPEDA MOTOR	JIALING	JH 125-L	2005	1.000	5,000,000	5,000,000
5509	701196 00005	SEPEDA MOTOR	JIALING	JH 125-L	2004	1.000	4,900,000	4,900,000
5510	701196 00005	SEPEDA MOTOR	JIALING	JH 125-L	2003	1.000	4,500,000	4,500,000
5511	701196 00005	SEPEDA MOTOR	JIALING	JH 125-L	2002	1.000	4,400,000	4,400,000
5512	701196 00005	SEPEDA MOTOR	JIALING	JH 125-L	2001	1.000	4,300,000	4,300,000
5513	701196 00005	SEPEDA MOTOR	JIALING	JH 125-L	2000	1.000	4,200,000	4,200,000
5514	701196 00032	SEPEDA MOTOR	JIALING	JH 125 RN	2015	1.000	7,600,000	7,600,000
5515	701196 00032	SEPEDA MOTOR	JIALING	JH 125 RN	2014	1.000	7,500,000	7,500,000
5516	701196 00032	SEPEDA MOTOR	JIALING	JH 125 RN	2013	1.000	7,400,000	7,400,000
5517	701196 00032	SEPEDA MOTOR	JIALING	JH 125 RN	2012	1.000	7,200,000	7,200,000
5518	701196 00032	SEPEDA MOTOR	JIALING	JH 125 RN	2011	1.000	6,900,000	6,900,000
5519	701196 00032	SEPEDA MOTOR	JIALING	JH 125 RN	2010	1.000	6,500,000	6,500,000
5520	701196 00032	SEPEDA MOTOR	JIALING	JH 125 RN	2009	1.000	6,100,000	6,100,000
5521	701196 00032	SEPEDA MOTOR	JIALING	JH 125 RN	2008	1.000	5,600,000	5,600,000
5522	701196 00011	SEPEDA MOTOR	JIALING	JH 150	2012	1.000	8,400,000	8,400,000
5523	701196 00011	SEPEDA MOTOR	JIALING	JH 150	2011	1.000	8,000,000	8,000,000
5524	701196 00006	SEPEDA MOTOR	JIALING	JH150 D150cc	2004	1.000	5,800,000	5,800,000
5525	701196 00006	SEPEDA MOTOR	JIALING	JH150 D150cc	2003	1.000	5,400,000	5,400,000
5526	701196 00006	SEPEDA MOTOR	JIALING	JH150 D150cc	2002	1.000	5,300,000	5,300,000
5527	701196 00006	SEPEDA MOTOR	JIALING	JH150 D150cc	2001	1.000	5,200,000	5,200,000
5528	701196 00006	SEPEDA MOTOR	JIALING	JH150 D150cc	2000	1.000	5,100,000	5,100,000
5529	701196 00006	SEPEDA MOTOR	JIALING	JH150 D150cc	1999	1.000	5,100,000	5,100,000
5530	701196 00006	SEPEDA MOTOR	JIALING	JH150 D150cc	1998	1.000	4,900,000	4,900,000
5531	701196 00041	SEPEDA MOTOR	JIALING	JH 150 RL	2015	1.000	16,800,000	16,800,000
5532	701196 00007	SEPEDA MOTOR	JIALING	JH150 T150cc	2004	1.000	5,800,000	5,800,000
5533	701196 00007	SEPEDA MOTOR	JIALING	JH150 T150cc	2003	1.000	5,400,000	5,400,000
5534	701196 00007	SEPEDA MOTOR	JIALING	JH150 T150cc	2002	1.000	5,300,000	5,300,000
5535	701196 00007	SEPEDA MOTOR	JIALING	JH150 T150cc	2001	1.000	5,200,000	5,200,000
5536	701196 00007	SEPEDA MOTOR	JIALING	JH150 T150cc	2000	1.000	5,100,000	5,100,000
5537	701196 00007	SEPEDA MOTOR	JIALING	JH150 T150cc	1999	1.000	5,100,000	5,100,000
5538	701196 00007	SEPEDA MOTOR	JIALING	JH150 T150cc	1998	1.000	4,900,000	4,900,000
5539	701196 00038	SEPEDA MOTOR	JIALING	JH 200 L	2012	1.000	9,800,000	9,800,000
5540	701196 00042	SEPEDA MOTOR	JIALING	JH 200 RL	2015	1.000	18,500,000	18,500,000
5541	701196 00040	SEPEDA MOTOR	JIALING	JH 250 GY/TRAXX M/T	2015	1.000	11,900,000	11,900,000
5542	701196 00040	SEPEDA MOTOR	JIALING	JH 250 GY/TRAXX M/T	2014	1.000	11,300,000	11,300,000
5543	701196 00040	SEPEDA MOTOR	JIALING	JH 250 GY/TRAXX M/T	2013	1.000	11,200,000	11,200,000
5544	701196 00008	SEPEDA MOTOR	JIALING	JL 100-10	2007	1.000	4,800,000	4,800,000
5545	701196 00008	SEPEDA MOTOR	JIALING	JL 100-10	2006	1.000	4,500,000	4,500,000
5546	701196 00015	SEPEDA MOTOR	JIALING	JL 100/100cc	2004	1.000	4,100,000	4,100,000
5547	701196 00015	SEPEDA MOTOR	JIALING	JL 100/100cc	2003	1.000	3,700,000	3,700,000
5548	701196 00015	SEPEDA MOTOR	JIALING	JL 100/100cc	2002	1.000	3,600,000	3,600,000
5549	701196 00015	SEPEDA MOTOR	JIALING	JL 100/100cc	2001	1.000	3,100,000	3,100,000
5550	701196 00015	SEPEDA MOTOR	JIALING	JL 100/100cc	2000	1.000	3,000,000	3,000,000
5551	701196 00015	SEPEDA MOTOR	JIALING	JL 100/100cc	1999	1.000	3,000,000	3,000,000
5552	701196 00035	SEPEDA MOTOR	JIALING	JL 100-16 XR	2010	1.000	5,400,000	5,400,000
5553	701196 00035	SEPEDA MOTOR	JIALING	JL 100-16 XR	2009	1.000	5,100,000	5,100,000
5554	701196 00035	SEPEDA MOTOR	JIALING	JL 100-16 XR	2008	1.000	4,700,000	4,700,000
5555	701196 00009	SEPEDA MOTOR	JIALING	JL 100-2	2004	1.000	4,100,000	4,100,000
5556	701196 00009	SEPEDA MOTOR	JIALING	JL 100-2	2003	1.000	3,700,000	3,700,000
5557	701196 00009	SEPEDA MOTOR	JIALING	JL 100-2	2002	1.000	3,600,000	3,600,000
5558	701196 00009	SEPEDA MOTOR	JIALING	JL 100-2	2001	1.000	3,100,000	3,100,000
5559	701196 00009	SEPEDA MOTOR	JIALING	JL 100-2	2000	1.000	3,000,000	3,000,000
5560	701196 00010	SEPEDA MOTOR	JIALING	JL 100-3	2004	1.000	4,100,000	4,100,000
5561	701196 00010	SEPEDA MOTOR	JIALING	JL 100-3	2003	1.000	3,700,000	3,700,000
5562	701196 00010	SEPEDA MOTOR	JIALING	JL 100-3	2002	1.000	3,600,000	3,600,000
5563	701196 00010	SEPEDA MOTOR	JIALING	JL 100-3	2001	1.000	3,100,000	3,100,000
5564	701196 00010	SEPEDA MOTOR	JIALING	JL 100-3	2000	1.000	3,000,000	3,000,000
5565	701196 00012	SEPEDA MOTOR	JIALING	JL 100-4	2004	1.000	4,100,000	4,100,000
5566	701196 00012	SEPEDA MOTOR	JIALING	JL 100-4	2003	1.000	3,700,000	3,700,000
5567	701196 00012	SEPEDA MOTOR	JIALING	JL 100-4	2002	1.000	3,600,000	3,600,000
5568	701196 00012	SEPEDA MOTOR	JIALING	JL 100-4	2001	1.000	3,100,000	3,100,000
5569	701196 00012	SEPEDA MOTOR	JIALING	JL 100-4	2000	1.000	3,000,000	3,000,000
5570	701196 00013	SEPEDA MOTOR	JIALING	JL 100-8	2004	1.000	4,100,000	4,100,000
5571	701196 00013	SEPEDA MOTOR	JIALING	JL 100-8	2003	1.000	3,700,000	3,700,000
5572	701196 00013	SEPEDA MOTOR	JIALING	JL 100-8	2002	1.000	3,600,000	3,600,000
5573	701196 00013	SEPEDA MOTOR	JIALING	JL 100-8	2001	1.000	3,100,000	3,100,000
5574	701196 00013	SEPEDA MOTOR	JIALING	JL 100-8	2000	1.000	3,000,000	3,000,000
5575	701196 00014	SEPEDA MOTOR	JIALING	JL 100-8N	2005	1.000	4,300,000	4,300,000

NO	KODING	JENIS	MEREK	TIPE	TH BUAT	BOBOT	NJKB	DP PKB
1	2	3	4	5	6	7	8	9
5576	701196 00014	SEPEDA MOTOR	JIALING	JL 100-8N	2004	1.000	4,100,000	4,100,000
5577	701196 00034	SEPEDA MOTOR	JIALING	JL 100-9 XS	2015	1.000	6,300,000	6,300,000
5578	701196 00034	SEPEDA MOTOR	JIALING	JL 100-9 XS	2014	1.000	6,200,000	6,200,000
5579	701196 00034	SEPEDA MOTOR	JIALING	JL 100-9 XS	2013	1.000	6,100,000	6,100,000
5580	701196 00034	SEPEDA MOTOR	JIALING	JL 100-9 XS	2012	1.000	6,000,000	6,000,000
5581	701196 00034	SEPEDA MOTOR	JIALING	JL 100-9 XS	2011	1.000	5,700,000	5,700,000
5582	701196 00034	SEPEDA MOTOR	JIALING	JL 100-9 XS	2010	1.000	5,400,000	5,400,000
5583	701196 00034	SEPEDA MOTOR	JIALING	JL 100-9 XS	2009	1.000	5,100,000	5,100,000
5584	701196 00034	SEPEDA MOTOR	JIALING	JL 100-9 XS	2008	1.000	4,700,000	4,700,000
5585	701196 00016	SEPEDA MOTOR	JIALING	JL 100R	2015	1.000	6,300,000	6,300,000
5586	701196 00016	SEPEDA MOTOR	JIALING	JL 100R	2014	1.000	6,200,000	6,200,000
5587	701196 00016	SEPEDA MOTOR	JIALING	JL 100R	2013	1.000	6,100,000	6,100,000
5588	701196 00016	SEPEDA MOTOR	JIALING	JL 100R	2012	1.000	6,000,000	6,000,000
5589	701196 00016	SEPEDA MOTOR	JIALING	JL 100R	2011	1.000	5,700,000	5,700,000
5590	701196 00016	SEPEDA MOTOR	JIALING	JL 100R	2007	1.000	4,800,000	4,800,000
5591	701196 00016	SEPEDA MOTOR	JIALING	JL 100R	2006	1.000	4,500,000	4,500,000
5592	701196 00033	SEPEDA MOTOR	JIALING	JL 100 RV	2015	1.000	6,300,000	6,300,000
5593	701196 00033	SEPEDA MOTOR	JIALING	JL 100 RV	2014	1.000	6,200,000	6,200,000
5594	701196 00033	SEPEDA MOTOR	JIALING	JL 100 RV	2013	1.000	6,100,000	6,100,000
5595	701196 00033	SEPEDA MOTOR	JIALING	JL 100 RV	2012	1.000	6,000,000	6,000,000
5596	701196 00033	SEPEDA MOTOR	JIALING	JL 100 RV	2011	1.000	5,700,000	5,700,000
5597	701196 00033	SEPEDA MOTOR	JIALING	JL 100 RV	2010	1.000	5,400,000	5,400,000
5598	701196 00033	SEPEDA MOTOR	JIALING	JL 100 RV	2009	1.000	5,100,000	5,100,000
5599	701196 00033	SEPEDA MOTOR	JIALING	JL 100 RV	2008	1.000	4,700,000	4,700,000
5600	701196 00031	SEPEDA MOTOR	JIALING	JL 100Z	2010	1.000	5,400,000	5,400,000
5601	701196 00031	SEPEDA MOTOR	JIALING	JL 100Z	2009	1.000	5,100,000	5,100,000
5602	701196 00031	SEPEDA MOTOR	JIALING	JL 100Z	2008	1.000	4,700,000	4,700,000
5603	701196 00031	SEPEDA MOTOR	JIALING	JL 100Z	2007	1.000	4,600,000	4,600,000
5604	701196 00039	SEPEDA MOTOR	JIALING	JL 100Z CW	2015	1.000	6,300,000	6,300,000
5605	701196 00039	SEPEDA MOTOR	JIALING	JL 100Z CW	2014	1.000	6,200,000	6,200,000
5606	701196 00039	SEPEDA MOTOR	JIALING	JL 100Z CW	2013	1.000	6,100,000	6,100,000
5607	701196 00039	SEPEDA MOTOR	JIALING	JL 100Z CW	2012	1.000	6,000,000	6,000,000
5608	701196 00017	SEPEDA MOTOR	JIALING	JL 110-11	2015	1.000	6,700,000	6,700,000
5609	701196 00017	SEPEDA MOTOR	JIALING	JL 110-11	2014	1.000	6,600,000	6,600,000
5610	701196 00017	SEPEDA MOTOR	JIALING	JL 110-11	2013	1.000	6,500,000	6,500,000
5611	701196 00017	SEPEDA MOTOR	JIALING	JL 110-11	2012	1.000	6,300,000	6,300,000
5612	701196 00017	SEPEDA MOTOR	JIALING	JL 110-11	2011	1.000	6,100,000	6,100,000
5613	701196 00017	SEPEDA MOTOR	JIALING	JL 110-11	2005	1.000	4,600,000	4,600,000
5614	701196 00017	SEPEDA MOTOR	JIALING	JL 110-11	2004	1.000	4,500,000	4,500,000
5615	701196 00017	SEPEDA MOTOR	JIALING	JL 110-11	2003	1.000	4,100,000	4,100,000
5616	701196 00017	SEPEDA MOTOR	JIALING	JL 110-11	2002	1.000	4,000,000	4,000,000
5617	701196 00018	SEPEDA MOTOR	JIALING	JL 110-12	2007	1.000	5,200,000	5,200,000
5618	701196 00018	SEPEDA MOTOR	JIALING	JL 110-12	2006	1.000	4,800,000	4,800,000
5619	701196 00018	SEPEDA MOTOR	JIALING	JL 110-12	2005	1.000	4,600,000	4,600,000
5620	701196 00018	SEPEDA MOTOR	JIALING	JL 110-12	2004	1.000	4,500,000	4,500,000
5621	701196 00018	SEPEDA MOTOR	JIALING	JL 110-12	2003	1.000	4,100,000	4,100,000
5622	701196 00018	SEPEDA MOTOR	JIALING	JL 110-12	2002	1.000	4,000,000	4,000,000
5623	701196 00018	SEPEDA MOTOR	JIALING	JL 110-12	2001	1.000	3,900,000	3,900,000
5624	701196 00019	SEPEDA MOTOR	JIALING	JL 110-3	2004	1.000	4,500,000	4,500,000
5625	701196 00019	SEPEDA MOTOR	JIALING	JL 110-3	2003	1.000	4,100,000	4,100,000
5626	701196 00019	SEPEDA MOTOR	JIALING	JL 110-3	2002	1.000	4,000,000	4,000,000
5627	701196 00019	SEPEDA MOTOR	JIALING	JL 110-3	2001	1.000	3,900,000	3,900,000
5628	701196 00019	SEPEDA MOTOR	JIALING	JL 110-3	2000	1.000	3,500,000	3,500,000
5629	701196 00020	SEPEDA MOTOR	JIALING	JL 110-7	2004	1.000	4,500,000	4,500,000
5630	701196 00020	SEPEDA MOTOR	JIALING	JL 110-7	2003	1.000	4,100,000	4,100,000
5631	701196 00020	SEPEDA MOTOR	JIALING	JL 110-7	2002	1.000	4,000,000	4,000,000
5632	701196 00020	SEPEDA MOTOR	JIALING	JL 110-7	2001	1.000	3,900,000	3,900,000
5633	701196 00020	SEPEDA MOTOR	JIALING	JL 110-7	2000	1.000	3,500,000	3,500,000
5634	701196 00021	SEPEDA MOTOR	JIALING	JL 110-8	2004	1.000	4,500,000	4,500,000
5635	701196 00021	SEPEDA MOTOR	JIALING	JL 110-8	2003	1.000	4,100,000	4,100,000
5636	701196 00021	SEPEDA MOTOR	JIALING	JL 110-8	2002	1.000	4,000,000	4,000,000
5637	701196 00021	SEPEDA MOTOR	JIALING	JL 110-8	2001	1.000	3,900,000	3,900,000
5638	701196 00021	SEPEDA MOTOR	JIALING	JL 110-8	2000	1.000	3,500,000	3,500,000
5639	701196 00022	SEPEDA MOTOR	JIALING	JL 110-9	2004	1.000	4,500,000	4,500,000
5640	701196 00022	SEPEDA MOTOR	JIALING	JL 110-9	2003	1.000	4,100,000	4,100,000
5641	701196 00022	SEPEDA MOTOR	JIALING	JL 110-9	2002	1.000	4,000,000	4,000,000
5642	701196 00022	SEPEDA MOTOR	JIALING	JL 110-9	2001	1.000	3,900,000	3,900,000
5643	701196 00023	SEPEDA MOTOR	JIALING	JL 125 G	2007	1.000	5,700,000	5,700,000
5644	701196 00023	SEPEDA MOTOR	JIALING	JL 125 G	2006	1.000	5,300,000	5,300,000
5645	701196 00023	SEPEDA MOTOR	JIALING	JL 125 G	2005	1.000	5,000,000	5,000,000
5646	701196 00023	SEPEDA MOTOR	JIALING	JL 125 G	2004	1.000	4,900,000	4,900,000
5647	701196 00024	SEPEDA MOTOR	JIALING	JL 125 L	2007	1.000	5,700,000	5,700,000
5648	701196 00024	SEPEDA MOTOR	JIALING	JL 125 L	2006	1.000	5,300,000	5,300,000
5649	701196 00024	SEPEDA MOTOR	JIALING	JL 125 L	2005	1.000	5,000,000	5,000,000
5650	701196 00024	SEPEDA MOTOR	JIALING	JL 125 L	2004	1.000	4,900,000	4,900,000
5651	701196 00043	SEPEDA MOTOR	JIALING	JL 125 LI	2016	1.000	7,000,000	7,000,000
5652	701196 00037	SEPEDA MOTOR	JIALING	JL 125Li/LI ON	2015	1.000	7,600,000	7,600,000
5653	701196 00037	SEPEDA MOTOR	JIALING	JL 125Li/LI ON	2014	1.000	7,500,000	7,500,000
5654	701196 00037	SEPEDA MOTOR	JIALING	JL 125Li/LI ON	2013	1.000	7,400,000	7,400,000
5655	701196 00037	SEPEDA MOTOR	JIALING	JL 125Li/LI ON	2012	1.000	7,200,000	7,200,000
5656	701196 00037	SEPEDA MOTOR	JIALING	JL 125Li/LI ON	2011	1.000	6,900,000	6,900,000
5657	701196 00037	SEPEDA MOTOR	JIALING	JL 125Li/LI ON	2010	1.000	6,500,000	6,500,000
5658	701196 00044	SEPEDA MOTOR	JIALING	JL 125 T	2016	1.000	6,200,000	6,200,000
5659	701196 00036	SEPEDA MOTOR	JIALING	JL 125T EVOMATIC	2015	1.000	6,900,000	6,900,000
5660	701196 00036	SEPEDA MOTOR	JIALING	JL 125T EVOMATIC	2014	1.000	6,800,000	6,800,000
5661	701196 00036	SEPEDA MOTOR	JIALING	JL 125T EVOMATIC	2013	1.000	6,700,000	6,700,000
5662	701196 00036	SEPEDA MOTOR	JIALING	JL 125T EVOMATIC	2012	1.000	6,600,000	6,600,000
5663	701196 00036	SEPEDA MOTOR	JIALING	JL 125T EVOMATIC	2011	1.000	6,500,000	6,500,000
5664	701196 00036	SEPEDA MOTOR	JIALING	JL 125T EVOMATIC	2010	1.000	6,400,000	6,400,000
5665	701196 00036	SEPEDA MOTOR	JIALING	JL 125T EVOMATIC	2009	1.000	6,300,000	6,300,000

NO	KODING	JENIS	MEREK	TIPE	TH BUAT	BOBOT	NJKB	DP PKB
1	2	3	4	5	6	7	8	9
5666	701196 00036	SEPEDA MOTOR	JIALING	JL 125T EVOMATIC	2008	1.000	6,200,000	6,200,000
5667	701196 00025	SEPEDA MOTOR	JIALING	JL 150 D-3	2005	1.000	5,900,000	5,900,000
5668	701196 00025	SEPEDA MOTOR	JIALING	JL 150 D-3	2004	1.000	5,800,000	5,800,000
5669	701196 00025	SEPEDA MOTOR	JIALING	JL 150 D-3	2003	1.000	5,400,000	5,400,000
5670	701196 00025	SEPEDA MOTOR	JIALING	JL 150 D-3	2002	1.000	5,300,000	5,300,000
5671	701196 00025	SEPEDA MOTOR	JIALING	JL 150 D-3	2001	1.000	5,200,000	5,200,000
5672	701196 00026	SEPEDA MOTOR	JIALING	JL 150 T	2004	1.000	5,800,000	5,800,000
5673	701196 00027	SEPEDA MOTOR	JIALING	JL 70-3	2005	1.000	2,900,000	2,900,000
5674	701196 00027	SEPEDA MOTOR	JIALING	JL 70-3	2004	1.000	2,800,000	2,800,000
5675	701196 00027	SEPEDA MOTOR	JIALING	JL 70-3	2003	1.000	2,400,000	2,400,000
5676	701196 00027	SEPEDA MOTOR	JIALING	JL 70-3	2002	1.000	2,300,000	2,300,000
5677	701196 00027	SEPEDA MOTOR	JIALING	JL 70-3	2001	1.000	2,200,000	2,200,000
5678	701196 00028	SEPEDA MOTOR	JIALING	JL 70-3J	2005	1.000	2,900,000	2,900,000
5679	701196 00028	SEPEDA MOTOR	JIALING	JL 70-3J	2004	1.000	2,800,000	2,800,000
5680	701196 00028	SEPEDA MOTOR	JIALING	JL 70-3J	2003	1.000	2,400,000	2,400,000
5681	701196 00028	SEPEDA MOTOR	JIALING	JL 70-3J	2002	1.000	2,300,000	2,300,000
5682	701196 00029	SEPEDA MOTOR	JIALING	JL 90-5	2005	1.000	3,800,000	3,800,000
5683	701196 00029	SEPEDA MOTOR	JIALING	JL 90-5	2004	1.000	3,700,000	3,700,000
5684	701196 00029	SEPEDA MOTOR	JIALING	JL 90-5	2003	1.000	3,300,000	3,300,000
5685	701196 00030	SEPEDA MOTOR	JIALING	SCOTER JL 125 T-15	2003	1.000	4,500,000	4,500,000
5686	701196 00030	SEPEDA MOTOR	JIALING	SCOTER JL 125 T-15	2002	1.000	4,400,000	4,400,000
5687	701196 00030	SEPEDA MOTOR	JIALING	SCOTER JL 125 T-15	2001	1.000	4,300,000	4,300,000
5688	701196 00030	SEPEDA MOTOR	JIALING	SCOTER JL 125 T-15	2000	1.000	4,200,000	4,200,000
5689	701197 00001	SEPEDA MOTOR	JIAN SHE	JS 100	2007	1.000	4,800,000	4,800,000
5690	701197 00001	SEPEDA MOTOR	JIAN SHE	JS 100	2006	1.000	4,500,000	4,500,000
5691	701197 00001	SEPEDA MOTOR	JIAN SHE	JS 100	2005	1.000	4,300,000	4,300,000
5692	701197 00001	SEPEDA MOTOR	JIAN SHE	JS 100	2004	1.000	4,100,000	4,100,000
5693	701197 00001	SEPEDA MOTOR	JIAN SHE	JS 100	2003	1.000	3,700,000	3,700,000
5694	701197 00002	SEPEDA MOTOR	JIAN SHE	JS 100-6	2003	1.000	3,700,000	3,700,000
5695	701197 00002	SEPEDA MOTOR	JIAN SHE	JS 100-6	2002	1.000	3,600,000	3,600,000
5696	701197 00002	SEPEDA MOTOR	JIAN SHE	JS 100-6	2001	1.000	3,100,000	3,100,000
5697	701197 00002	SEPEDA MOTOR	JIAN SHE	JS 100-6	2000	1.000	3,000,000	3,000,000
5698	701197 00003	SEPEDA MOTOR	JIAN SHE	JS 100-8	2003	1.000	3,700,000	3,700,000
5699	701197 00003	SEPEDA MOTOR	JIAN SHE	JS 100-8	2002	1.000	3,600,000	3,600,000
5700	701197 00003	SEPEDA MOTOR	JIAN SHE	JS 100-8	2001	1.000	3,100,000	3,100,000
5701	701197 00003	SEPEDA MOTOR	JIAN SHE	JS 100-8	2000	1.000	3,000,000	3,000,000
5702	701197 00004	SEPEDA MOTOR	JIAN SHE	JS 100T-8	2003	1.000	3,700,000	3,700,000
5703	701197 00004	SEPEDA MOTOR	JIAN SHE	JS 100T-8	2002	1.000	3,600,000	3,600,000
5704	701197 00004	SEPEDA MOTOR	JIAN SHE	JS 100T-8	2001	1.000	3,100,000	3,100,000
5705	701197 00004	SEPEDA MOTOR	JIAN SHE	JS 100T-8	2000	1.000	3,000,000	3,000,000
5706	701197 00005	SEPEDA MOTOR	JIAN SHE	JS 110	2007	1.000	5,200,000	5,200,000
5707	701197 00005	SEPEDA MOTOR	JIAN SHE	JS 110	2006	1.000	4,800,000	4,800,000
5708	701197 00005	SEPEDA MOTOR	JIAN SHE	JS 110	2005	1.000	4,600,000	4,600,000
5709	701197 00005	SEPEDA MOTOR	JIAN SHE	JS 110	2004	1.000	4,500,000	4,500,000
5710	701197 00005	SEPEDA MOTOR	JIAN SHE	JS 110	2003	1.000	4,100,000	4,100,000
5711	701197 00006	SEPEDA MOTOR	JIAN SHE	JS 110 -2	2003	1.000	4,100,000	4,100,000
5712	701197 00006	SEPEDA MOTOR	JIAN SHE	JS 110 -2	2002	1.000	4,000,000	4,000,000
5713	701197 00006	SEPEDA MOTOR	JIAN SHE	JS 110 -2	2001	1.000	3,900,000	3,900,000
5714	701197 00006	SEPEDA MOTOR	JIAN SHE	JS 110 -2	2000	1.000	3,500,000	3,500,000
5715	701197 00007	SEPEDA MOTOR	JIAN SHE	JS 110 -3	2003	1.000	4,100,000	4,100,000
5716	701197 00007	SEPEDA MOTOR	JIAN SHE	JS 110 -3	2002	1.000	4,000,000	4,000,000
5717	701197 00007	SEPEDA MOTOR	JIAN SHE	JS 110 -3	2001	1.000	3,900,000	3,900,000
5718	701197 00007	SEPEDA MOTOR	JIAN SHE	JS 110 -3	2000	1.000	3,500,000	3,500,000
5719	701197 00008	SEPEDA MOTOR	JIAN SHE	JS 125	2007	1.000	5,700,000	5,700,000
5720	701197 00008	SEPEDA MOTOR	JIAN SHE	JS 125	2006	1.000	5,300,000	5,300,000
5721	701197 00008	SEPEDA MOTOR	JIAN SHE	JS 125	2005	1.000	5,000,000	5,000,000
5722	701197 00008	SEPEDA MOTOR	JIAN SHE	JS 125	2004	1.000	4,900,000	4,900,000
5723	701197 00008	SEPEDA MOTOR	JIAN SHE	JS 125	2003	1.000	4,500,000	4,500,000
5724	701197 00009	SEPEDA MOTOR	JIAN SHE	JS 125-12A	2003	1.000	4,500,000	4,500,000
5725	701197 00009	SEPEDA MOTOR	JIAN SHE	JS 125-12A	2002	1.000	4,400,000	4,400,000
5726	701197 00009	SEPEDA MOTOR	JIAN SHE	JS 125-12A	2001	1.000	4,300,000	4,300,000
5727	701197 00009	SEPEDA MOTOR	JIAN SHE	JS 125-12A	2000	1.000	4,200,000	4,200,000
5728	701197 00010	SEPEDA MOTOR	JIAN SHE	JS 125-3	2003	1.000	4,500,000	4,500,000
5729	701197 00010	SEPEDA MOTOR	JIAN SHE	JS 125-3	2002	1.000	4,400,000	4,400,000
5730	701197 00010	SEPEDA MOTOR	JIAN SHE	JS 125-3	2001	1.000	4,300,000	4,300,000
5731	701197 00010	SEPEDA MOTOR	JIAN SHE	JS 125-3	2000	1.000	4,200,000	4,200,000
5732	701197 00011	SEPEDA MOTOR	JIAN SHE	JS 150	2007	1.000	6,400,000	6,400,000
5733	701197 00011	SEPEDA MOTOR	JIAN SHE	JS 150	2006	1.000	6,000,000	6,000,000
5734	701197 00011	SEPEDA MOTOR	JIAN SHE	JS 150	2005	1.000	5,900,000	5,900,000
5735	701197 00011	SEPEDA MOTOR	JIAN SHE	JS 150	2004	1.000	5,800,000	5,800,000
5736	701197 00011	SEPEDA MOTOR	JIAN SHE	JS 150	2003	1.000	5,400,000	5,400,000
5737	701197 00012	SEPEDA MOTOR	JIAN SHE	JS 150-A	2003	1.000	5,400,000	5,400,000
5738	701197 00012	SEPEDA MOTOR	JIAN SHE	JS 150-A	2002	1.000	5,300,000	5,300,000
5739	701197 00012	SEPEDA MOTOR	JIAN SHE	JS 150-A	2001	1.000	5,200,000	5,200,000
5740	701197 00012	SEPEDA MOTOR	JIAN SHE	JS 150-A	2000	1.000	5,100,000	5,100,000
5741	701197 00014	SEPEDA MOTOR	JIAN SHE	JS 50-Q3	1998	1.000	1,700,000	1,700,000
5742	701197 00013	SEPEDA MOTOR	JIAN SHE	JS 50 Q-9	2003	1.000	2,100,000	2,100,000
5743	701197 00013	SEPEDA MOTOR	JIAN SHE	JS 50 Q-9	2002	1.000	2,000,000	2,000,000
5744	701197 00013	SEPEDA MOTOR	JIAN SHE	JS 50 Q-9	2001	1.000	1,900,000	1,900,000
5745	701197 00013	SEPEDA MOTOR	JIAN SHE	JS 50 Q-9	2000	1.000	1,800,000	1,800,000
5746	701197 00015	SEPEDA MOTOR	JIAN SHE	JS 80 A	2003	1.000	3,000,000	3,000,000
5747	701197 00015	SEPEDA MOTOR	JIAN SHE	JS 80 A	2002	1.000	2,900,000	2,900,000
5748	701197 00015	SEPEDA MOTOR	JIAN SHE	JS 80 A	2001	1.000	2,800,000	2,800,000
5749	701197 00015	SEPEDA MOTOR	JIAN SHE	JS 80 A	2000	1.000	2,700,000	2,700,000
5750	701197 00016	SEPEDA MOTOR	JIAN SHE	JS 80-PY	2003	1.000	3,000,000	3,000,000
5751	701197 00016	SEPEDA MOTOR	JIAN SHE	JS 80-PY	2002	1.000	2,900,000	2,900,000
5752	701197 00016	SEPEDA MOTOR	JIAN SHE	JS 80-PY	2001	1.000	2,800,000	2,800,000
5753	701197 00016	SEPEDA MOTOR	JIAN SHE	JS 80-PY	2000	1.000	2,700,000	2,700,000
5754	701197 00017	SEPEDA MOTOR	JIAN SHE	JY 55 T (SCOOTER)	2002	1.000	2,000,000	2,000,000
5755	701197 00017	SEPEDA MOTOR	JIAN SHE	JY 55 T (SCOOTER)	2001	1.000	1,900,000	1,900,000

NO	KODING	JENIS	MEREK	TIPE	TH BUAT	BOBOT	NJKB	DP PKB
1	2	3	4	5	6	7	8	9
5756	701197 00017	SEPEDA MOTOR	JIANSHE	JY 55 T (SCOOTER)	2000	1.000	1.800,000	1.800,000
5757	701197 00018	SEPEDA MOTOR	JIANSHE	SCOTER JL 125 T-15	2004	1.000	4.900,000	4.900,000
5758	701198 00001	SEPEDA MOTOR	JIEDA	JD 100-10	2003	1.000	3.700,000	3.700,000
5759	701198 00001	SEPEDA MOTOR	JIEDA	JD 100-10	2002	1.000	3.600,000	3.600,000
5760	701198 00001	SEPEDA MOTOR	JIEDA	JD 100-10	2001	1.000	3.100,000	3.100,000
5761	701198 00001	SEPEDA MOTOR	JIEDA	JD 100-10	2000	1.000	3.000,000	3.000,000
5762	701198 00002	SEPEDA MOTOR	JIEDA	JD 100-8	2003	1.000	3.700,000	3.700,000
5763	701198 00002	SEPEDA MOTOR	JIEDA	JD 100-8	2002	1.000	3.600,000	3.600,000
5764	701198 00002	SEPEDA MOTOR	JIEDA	JD 100-8	2001	1.000	3.100,000	3.100,000
5765	701198 00002	SEPEDA MOTOR	JIEDA	JD 100-8	2000	1.000	3.000,000	3.000,000
5766	701198 00003	SEPEDA MOTOR	JIEDA	JD 100T-2	2003	1.000	3.700,000	3.700,000
5767	701198 00003	SEPEDA MOTOR	JIEDA	JD 100T-2	2002	1.000	3.600,000	3.600,000
5768	701198 00003	SEPEDA MOTOR	JIEDA	JD 100T-2	2001	1.000	3.100,000	3.100,000
5769	701198 00003	SEPEDA MOTOR	JIEDA	JD 100T-2	2000	1.000	3.000,000	3.000,000
5770	701198 00004	SEPEDA MOTOR	JIEDA	JD 125T-11	2003	1.000	4.500,000	4.500,000
5771	701198 00004	SEPEDA MOTOR	JIEDA	JD 125T-11	2002	1.000	4.400,000	4.400,000
5772	701198 00004	SEPEDA MOTOR	JIEDA	JD 125T-11	2001	1.000	4.300,000	4.300,000
5773	701198 00004	SEPEDA MOTOR	JIEDA	JD 125T-11	2000	1.000	4.200,000	4.200,000
5774	701198 00005	SEPEDA MOTOR	JIEDA	JD 150-5	2002	1.000	5.300,000	5.300,000
5775	701198 00005	SEPEDA MOTOR	JIEDA	JD 150-5	2001	1.000	5.200,000	5.200,000
5776	701198 00005	SEPEDA MOTOR	JIEDA	JD 150-5	2000	1.000	5.100,000	5.100,000
5777	701198 00006	SEPEDA MOTOR	JIEDA	JY 55 T (SCOOTER)	2003	1.000	2.100,000	2.100,000
5778	701199 00001	SEPEDA MOTOR	JIN HAO	JD 150-5	2003	1.000	5.400,000	5.400,000
5779	701199 00002	SEPEDA MOTOR	JIN HAO	JH 110	2003	1.000	4.100,000	4.100,000
5780	701199 00002	SEPEDA MOTOR	JIN HAO	JH 110	2002	1.000	4.000,000	4.000,000
5781	701199 00002	SEPEDA MOTOR	JIN HAO	JH 110	2001	1.000	3.900,000	3.900,000
5782	701199 00002	SEPEDA MOTOR	JIN HAO	JH 110	2000	1.000	3.500,000	3.500,000
5783	701199 00003	SEPEDA MOTOR	JIN HAO	JH 110-2	2003	1.000	4.100,000	4.100,000
5784	701199 00003	SEPEDA MOTOR	JIN HAO	JH 110-2	2002	1.000	4.000,000	4.000,000
5785	701199 00003	SEPEDA MOTOR	JIN HAO	JH 110-2	2001	1.000	3.900,000	3.900,000
5786	701199 00003	SEPEDA MOTOR	JIN HAO	JH 110-2	2000	1.000	3.500,000	3.500,000
5787	701199 00004	SEPEDA MOTOR	JIN HAO	JH 125 T-4	2002	1.000	4.400,000	4.400,000
5788	701199 00004	SEPEDA MOTOR	JIN HAO	JH 125 T-4	2001	1.000	4.300,000	4.300,000
5789	701199 00004	SEPEDA MOTOR	JIN HAO	JH 125 T-4	2000	1.000	4.200,000	4.200,000
5790	701200 00001	SEPEDA MOTOR	JINCHENG	CITI 110cc	2004	1.000	4.500,000	4.500,000
5791	701200 00001	SEPEDA MOTOR	JINCHENG	CITI 110cc	2003	1.000	4.100,000	4.100,000
5792	701200 00001	SEPEDA MOTOR	JINCHENG	CITI 110cc	2002	1.000	4.000,000	4.000,000
5793	701200 00001	SEPEDA MOTOR	JINCHENG	CITI 110cc	2001	1.000	3.900,000	3.900,000
5794	701200 00001	SEPEDA MOTOR	JINCHENG	CITI 110cc	2000	1.000	3.500,000	3.500,000
5795	701200 00002	SEPEDA MOTOR	JINCHENG	CITI JC 100 A RX-SUPER	2004	1.000	4.100,000	4.100,000
5796	701200 00002	SEPEDA MOTOR	JINCHENG	CITI JC 100 A RX-SUPER	2003	1.000	3.700,000	3.700,000
5797	701200 00002	SEPEDA MOTOR	JINCHENG	CITI JC 100 A RX-SUPER	2002	1.000	3.600,000	3.600,000
5798	701200 00002	SEPEDA MOTOR	JINCHENG	CITI JC 100 A RX-SUPER	2001	1.000	3.100,000	3.100,000
5799	701200 00002	SEPEDA MOTOR	JINCHENG	CITI JC 100 A RX-SUPER	2000	1.000	3.000,000	3.000,000
5800	701200 00003	SEPEDA MOTOR	JINCHENG	CITI JC 110-5 ROYAL/JC 110	2004	1.000	4.500,000	4.500,000
5801	701200 00003	SEPEDA MOTOR	JINCHENG	CITI JC 110-5 ROYAL/JC 110	2003	1.000	4.100,000	4.100,000
5802	701200 00003	SEPEDA MOTOR	JINCHENG	CITI JC 110-5 ROYAL/JC 110	2002	1.000	4.000,000	4.000,000
5803	701200 00003	SEPEDA MOTOR	JINCHENG	CITI JC 110-5 ROYAL/JC 110	2001	1.000	3.900,000	3.900,000
5804	701200 00003	SEPEDA MOTOR	JINCHENG	CITI JC 110-5 ROYAL/JC 110	2000	1.000	3.500,000	3.500,000
5805	701200 00004	SEPEDA MOTOR	JINCHENG	CITI JC 110-9 RANGER	2004	1.000	4.500,000	4.500,000
5806	701200 00004	SEPEDA MOTOR	JINCHENG	CITI JC 110-9 RANGER	2003	1.000	4.100,000	4.100,000
5807	701200 00004	SEPEDA MOTOR	JINCHENG	CITI JC 110-9 RANGER	2002	1.000	4.000,000	4.000,000
5808	701200 00004	SEPEDA MOTOR	JINCHENG	CITI JC 110-9 RANGER	2001	1.000	3.900,000	3.900,000
5809	701200 00004	SEPEDA MOTOR	JINCHENG	CITI JC 110-9 RANGER	2000	1.000	3.500,000	3.500,000
5810	701200 00005	SEPEDA MOTOR	JINCHENG	JC 110-1 FIGHTER	2005	1.000	4.600,000	4.600,000
5811	701200 00005	SEPEDA MOTOR	JINCHENG	JC 110-1 FIGHTER	2004	1.000	4.500,000	4.500,000
5812	701200 00007	SEPEDA MOTOR	JINCHENG	JC 150-7 / LION	2003	1.000	5.400,000	5.400,000
5813	701200 00007	SEPEDA MOTOR	JINCHENG	JC 150-7 / LION	2002	1.000	5.300,000	5.300,000
5814	701200 00007	SEPEDA MOTOR	JINCHENG	JC 150-7 / LION	2001	1.000	5.200,000	5.200,000
5815	701200 00006	SEPEDA MOTOR	JINCHENG	JC 150 / DRAGON	2004	1.000	5.800,000	5.800,000
5816	701200 00006	SEPEDA MOTOR	JINCHENG	JC 150 / DRAGON	2003	1.000	5.400,000	5.400,000
5817	701200 00006	SEPEDA MOTOR	JINCHENG	JC 150 / DRAGON	2002	1.000	5.300,000	5.300,000
5818	701200 00006	SEPEDA MOTOR	JINCHENG	JC 150 / DRAGON	2001	1.000	5.200,000	5.200,000
5819	701200 00008	SEPEDA MOTOR	JINCHENG	JH 125 T-4	2003	1.000	4.500,000	4.500,000
5820	701203 00001	SEPEDA MOTOR	JUPITER	JPT 110-27	2003	1.000	4.100,000	4.100,000
5821	701203 00001	SEPEDA MOTOR	JUPITER	JPT 110-27	2002	1.000	4.000,000	4.000,000
5822	701203 00001	SEPEDA MOTOR	JUPITER	JPT 110-27	2001	1.000	3.900,000	3.900,000
5823	701203 00002	SEPEDA MOTOR	JUPITER	JPT 110/BS 110-8	2003	1.000	4.100,000	4.100,000
5824	701203 00002	SEPEDA MOTOR	JUPITER	JPT 110/BS 110-8	2002	1.000	4.000,000	4.000,000
5825	701203 00002	SEPEDA MOTOR	JUPITER	JPT 110/BS 110-8	2001	1.000	3.900,000	3.900,000
5826	701203 00003	SEPEDA MOTOR	JUPITER	JPT 125-16-17	2003	1.000	4.500,000	4.500,000
5827	701203 00003	SEPEDA MOTOR	JUPITER	JPT 125-16-17	2002	1.000	4.400,000	4.400,000
5828	701203 00003	SEPEDA MOTOR	JUPITER	JPT 125-16-17	2001	1.000	4.300,000	4.300,000
5829	701203 00004	SEPEDA MOTOR	JUPITER	JPT 50 QT-A	2002	1.000	2.000,000	2.000,000
5830	701203 00004	SEPEDA MOTOR	JUPITER	JPT 50 QT-A	2001	1.000	1.900,000	1.900,000
5831	701204 00010	SEPEDA MOTOR	JUVE	CARRIER R3 M/T 150cc	2012	1.000	8.000,000	8.000,000
5832	701204 00010	SEPEDA MOTOR	JUVE	CARRIER R3 M/T 150cc	2011	1.000	7.600,000	7.600,000
5833	701204 00001	SEPEDA MOTOR	JUVE	JH 100	2012	1.000	6.000,000	6.000,000
5834	701204 00001	SEPEDA MOTOR	JUVE	JH 100	2011	1.000	5.700,000	5.700,000
5835	701204 00001	SEPEDA MOTOR	JUVE	JH 100	2010	1.000	5.400,000	5.400,000
5836	701204 00001	SEPEDA MOTOR	JUVE	JH 100	2009	1.000	5.100,000	5.100,000
5837	701204 00001	SEPEDA MOTOR	JUVE	JH 100	2008	1.000	4.700,000	4.700,000
5838	701204 00001	SEPEDA MOTOR	JUVE	JH 100	2007	1.000	4.600,000	4.600,000
5839	701204 00001	SEPEDA MOTOR	JUVE	JH 100	2006	1.000	4.500,000	4.500,000
5840	701204 00001	SEPEDA MOTOR	JUVE	JH 100	2005	1.000	4.300,000	4.300,000
5841	701204 00001	SEPEDA MOTOR	JUVE	JH 100	2004	1.000	4.100,000	4.100,000
5842	701204 00001	SEPEDA MOTOR	JUVE	JH 100	2003	1.000	3.700,000	3.700,000
5843	701204 00001	SEPEDA MOTOR	JUVE	JH 100	2002	1.000	3.600,000	3.600,000
5844	701204 00001	SEPEDA MOTOR	JUVE	JH 100	2001	1.000	3.100,000	3.100,000
5845	701204 00009	SEPEDA MOTOR	JUVE	JH 110	2011	1.000	6.100,000	6.100,000

NO	KODING	JENIS	MEREK	TIPE	TH BUAT	BOBOT	NJKB	DP PKB
1	2	3	4	5	6	7	8	9
5846	701204 00009	SEPEDA MOTOR	JUVE	JH 110	2010	1.000	5,800,000	5,800,000
5847	701204 00009	SEPEDA MOTOR	JUVE	JH 110	2009	1.000	5,500,000	5,500,000
5848	701204 00009	SEPEDA MOTOR	JUVE	JH 110	2008	1.000	5,100,000	5,100,000
5849	701204 00009	SEPEDA MOTOR	JUVE	JH 110	2007	1.000	5,000,000	5,000,000
5850	701204 00002	SEPEDA MOTOR	JUVE	JH 110-2	2003	1.000	4,100,000	4,100,000
5851	701204 00002	SEPEDA MOTOR	JUVE	JH 110-2	2002	1.000	4,000,000	4,000,000
5852	701204 00002	SEPEDA MOTOR	JUVE	JH 110-2	2001	1.000	3,900,000	3,900,000
5853	701204 00002	SEPEDA MOTOR	JUVE	JH 110-2	2000	1.000	3,500,000	3,500,000
5854	701204 00003	SEPEDA MOTOR	JUVE	JH 125 T-3	2011	1.000	6,900,000	6,900,000
5855	701204 00003	SEPEDA MOTOR	JUVE	JH 125 T-3	2010	1.000	6,500,000	6,500,000
5856	701204 00003	SEPEDA MOTOR	JUVE	JH 125 T-3	2009	1.000	6,100,000	6,100,000
5857	701204 00003	SEPEDA MOTOR	JUVE	JH 125 T-3	2008	1.000	5,600,000	5,600,000
5858	701204 00003	SEPEDA MOTOR	JUVE	JH 125 T-3	2007	1.000	5,500,000	5,500,000
5859	701204 00003	SEPEDA MOTOR	JUVE	JH 125 T-3	2006	1.000	5,300,000	5,300,000
5860	701204 00003	SEPEDA MOTOR	JUVE	JH 125 T-3	2005	1.000	5,000,000	5,000,000
5861	701204 00003	SEPEDA MOTOR	JUVE	JH 125 T-3	2004	1.000	4,900,000	4,900,000
5862	701204 00003	SEPEDA MOTOR	JUVE	JH 125 T-3	2003	1.000	4,500,000	4,500,000
5863	701204 00003	SEPEDA MOTOR	JUVE	JH 125 T-3	2002	1.000	4,400,000	4,400,000
5864	701204 00003	SEPEDA MOTOR	JUVE	JH 125 T-3	2001	1.000	4,300,000	4,300,000
5865	701204 00003	SEPEDA MOTOR	JUVE	JH 125 T-3	2000	1.000	4,200,000	4,200,000
5866	701204 00005	SEPEDA MOTOR	JUVE	JK 125	2011	1.000	6,900,000	6,900,000
5867	701204 00005	SEPEDA MOTOR	JUVE	JK 125	2010	1.000	6,500,000	6,500,000
5868	701204 00005	SEPEDA MOTOR	JUVE	JK 125	2009	1.000	6,100,000	6,100,000
5869	701204 00005	SEPEDA MOTOR	JUVE	JK 125	2008	1.000	5,600,000	5,600,000
5870	701204 00005	SEPEDA MOTOR	JUVE	JK 125	2007	1.000	5,500,000	5,500,000
5871	701204 00005	SEPEDA MOTOR	JUVE	JK 125	2006	1.000	5,300,000	5,300,000
5872	701204 00005	SEPEDA MOTOR	JUVE	JK 125	2005	1.000	5,000,000	5,000,000
5873	701204 00004	SEPEDA MOTOR	JUVE	JPT 50 QT-A	2003	1.000	2,100,000	2,100,000
5874	701204 00006	SEPEDA MOTOR	JUVE	JT 125	2011	1.000	6,900,000	6,900,000
5875	701204 00006	SEPEDA MOTOR	JUVE	JT 125	2010	1.000	6,500,000	6,500,000
5876	701204 00006	SEPEDA MOTOR	JUVE	JT 125	2009	1.000	6,100,000	6,100,000
5877	701204 00006	SEPEDA MOTOR	JUVE	JT 125	2008	1.000	5,600,000	5,600,000
5878	701204 00006	SEPEDA MOTOR	JUVE	JT 125	2007	1.000	5,500,000	5,500,000
5879	701204 00007	SEPEDA MOTOR	JUVE	JT 150	2012	1.000	8,300,000	8,300,000
5880	701204 00007	SEPEDA MOTOR	JUVE	JT 150	2011	1.000	7,900,000	7,900,000
5881	701204 00007	SEPEDA MOTOR	JUVE	JT 150	2010	1.000	7,400,000	7,400,000
5882	701204 00007	SEPEDA MOTOR	JUVE	JT 150	2009	1.000	6,900,000	6,900,000
5883	701204 00007	SEPEDA MOTOR	JUVE	JT 150	2008	1.000	6,300,000	6,300,000
5884	701204 00007	SEPEDA MOTOR	JUVE	JT 150	2007	1.000	6,200,000	6,200,000
5885	701204 00008	SEPEDA MOTOR	JUVE	JT 200	2012	1.000	10,000,000	10,000,000
5886	701204 00008	SEPEDA MOTOR	JUVE	JT 200	2011	1.000	9,400,000	9,400,000
5887	701204 00008	SEPEDA MOTOR	JUVE	JT 200	2010	1.000	8,900,000	8,900,000
5888	701204 00008	SEPEDA MOTOR	JUVE	JT 200	2009	1.000	8,400,000	8,400,000
5889	701204 00008	SEPEDA MOTOR	JUVE	JT 200	2008	1.000	7,800,000	7,800,000
5890	701204 00008	SEPEDA MOTOR	JUVE	JT 200	2007	1.000	7,700,000	7,700,000
5891	701205 00004	SEPEDA MOTOR	KAISAR	KB 100	2015	1.000	7,100,000	7,100,000
5892	701205 00004	SEPEDA MOTOR	KAISAR	KB 100	2014	1.000	6,800,000	6,800,000
5893	701205 00004	SEPEDA MOTOR	KAISAR	KB 100	2012	1.000	6,200,000	6,200,000
5894	701205 00004	SEPEDA MOTOR	KAISAR	KB 100	2011	1.000	5,900,000	5,900,000
5895	701205 00004	SEPEDA MOTOR	KAISAR	KB 100	2010	1.000	5,600,000	5,600,000
5896	701205 00004	SEPEDA MOTOR	KAISAR	KB 100	2009	1.000	5,200,000	5,200,000
5897	701205 00004	SEPEDA MOTOR	KAISAR	KB 100	2008	1.000	5,000,000	5,000,000
5898	701205 00004	SEPEDA MOTOR	KAISAR	KB 100	2007	1.000	4,700,000	4,700,000
5899	701205 00004	SEPEDA MOTOR	KAISAR	KB 100	2006	1.000	4,500,000	4,500,000
5900	701205 00004	SEPEDA MOTOR	KAISAR	KB 100	2005	1.000	4,300,000	4,300,000
5901	701205 00004	SEPEDA MOTOR	KAISAR	KB 100	2004	1.000	4,100,000	4,100,000
5902	701205 00005	SEPEDA MOTOR	KAISAR	KB 110	2004	1.000	4,500,000	4,500,000
5903	701205 00005	SEPEDA MOTOR	KAISAR	KB 110	2003	1.000	4,100,000	4,100,000
5904	701205 00007	SEPEDA MOTOR	KAISAR	KB 125	2008	1.000	3,200,000	3,200,000
5905	701205 00006	SEPEDA MOTOR	KAISAR	KS 100	2004	1.000	4,100,000	4,100,000
5906	701205 00006	SEPEDA MOTOR	KAISAR	KS 100	2003	1.000	3,700,000	3,700,000
5907	701205 00003	SEPEDA MOTOR	KAISAR	KS-125	2018	1.000	6,500,000	6,500,000
5908	701205 00001	SEPEDA MOTOR	KAISAR	KS 150	2018	1.000	6,900,000	6,900,000
5909	701205 00001	SEPEDA MOTOR	KAISAR	KS 150	2012	1.000	6,800,000	6,800,000
5910	701205 00001	SEPEDA MOTOR	KAISAR	KS 150	2011	1.000	6,700,000	6,700,000
5911	701205 00001	SEPEDA MOTOR	KAISAR	KS 150	2010	1.000	6,600,000	6,600,000
5912	701205 00001	SEPEDA MOTOR	KAISAR	KS 150	2009	1.000	6,500,000	6,500,000
5913	701205 00001	SEPEDA MOTOR	KAISAR	KS 150	2008	1.000	6,400,000	6,400,000
5914	701205 00001	SEPEDA MOTOR	KAISAR	KS 150	2007	1.000	6,300,000	6,300,000
5915	701205 00001	SEPEDA MOTOR	KAISAR	KS 150	2006	1.000	6,200,000	6,200,000
5916	701205 00001	SEPEDA MOTOR	KAISAR	KS 150	2005	1.000	6,100,000	6,100,000
5917	701205 00001	SEPEDA MOTOR	KAISAR	KS 150	2004	1.000	6,000,000	6,000,000
5918	701205 00001	SEPEDA MOTOR	KAISAR	KS 150	2003	1.000	5,900,000	5,900,000
5919	701205 00002	SEPEDA MOTOR	KAISAR	KS 250	2018	1.000	8,600,000	8,600,000
5920	701205 00002	SEPEDA MOTOR	KAISAR	KS 250	2012	1.000	8,500,000	8,500,000
5921	701205 00002	SEPEDA MOTOR	KAISAR	KS 250	2011	1.000	8,400,000	8,400,000
5922	701205 00002	SEPEDA MOTOR	KAISAR	KS 250	2010	1.000	8,300,000	8,300,000
5923	701205 00002	SEPEDA MOTOR	KAISAR	KS 250	2009	1.000	8,200,000	8,200,000
5924	701205 00002	SEPEDA MOTOR	KAISAR	KS 250	2008	1.000	8,100,000	8,100,000
5925	701209 00032	SEPEDA MOTOR	KANZEN	CBO 100	2011	1.000	5,700,000	5,700,000
5926	701209 00032	SEPEDA MOTOR	KANZEN	CBO 100	2010	1.000	5,400,000	5,400,000
5927	701209 00032	SEPEDA MOTOR	KANZEN	CBO 100	2009	1.000	5,100,000	5,100,000
5928	701209 00032	SEPEDA MOTOR	KANZEN	CBO 100	2008	1.000	4,700,000	4,700,000
5929	701209 00001	SEPEDA MOTOR	KANZEN	KC 125	2004	1.000	4,900,000	4,900,000
5930	701209 00001	SEPEDA MOTOR	KANZEN	KC 125	2003	1.000	4,500,000	4,500,000
5931	701209 00001	SEPEDA MOTOR	KANZEN	KC 125	2002	1.000	4,400,000	4,400,000
5932	701209 00002	SEPEDA MOTOR	KANZEN	KC 150	2011	1.000	7,900,000	7,900,000
5933	701209 00002	SEPEDA MOTOR	KANZEN	KC 150	2010	1.000	7,400,000	7,400,000
5934	701209 00002	SEPEDA MOTOR	KANZEN	KC 150	2009	1.000	6,900,000	6,900,000
5935	701209 00002	SEPEDA MOTOR	KANZEN	KC 150	2008	1.000	6,300,000	6,300,000

NO	KODING	JENIS	MEREK	TIPE	TH BUAT	BOBOT	NJKB	DP PKB
1	2	3	4	5	6	7	8	9
5936	701209 00002	SEPEDA MOTOR	KANZEN	KC 150	2007	1.000	6,200,000	6,200,000
5937	701209 00002	SEPEDA MOTOR	KANZEN	KC 150	2006	1.000	6,000,000	6,000,000
5938	701209 00002	SEPEDA MOTOR	KANZEN	KC 150	2005	1.000	5,900,000	5,900,000
5939	701209 00003	SEPEDA MOTOR	KANZEN	KCR 125	2011	1.000	6,900,000	6,900,000
5940	701209 00003	SEPEDA MOTOR	KANZEN	KCR 125	2010	1.000	6,500,000	6,500,000
5941	701209 00003	SEPEDA MOTOR	KANZEN	KCR 125	2009	1.000	6,100,000	6,100,000
5942	701209 00003	SEPEDA MOTOR	KANZEN	KCR 125	2008	1.000	5,600,000	5,600,000
5943	701209 00003	SEPEDA MOTOR	KANZEN	KCR 125	2007	1.000	5,500,000	5,500,000
5944	701209 00003	SEPEDA MOTOR	KANZEN	KCR 125	2006	1.000	5,300,000	5,300,000
5945	701209 00003	SEPEDA MOTOR	KANZEN	KCR 125	2005	1.000	5,000,000	5,000,000
5946	701209 00003	SEPEDA MOTOR	KANZEN	KCR 125	2004	1.000	4,900,000	4,900,000
5947	701209 00003	SEPEDA MOTOR	KANZEN	KCR 125	2003	1.000	4,500,000	4,500,000
5948	701209 00003	SEPEDA MOTOR	KANZEN	KCR 125	2002	1.000	4,400,000	4,400,000
5949	701209 00004	SEPEDA MOTOR	KANZEN	KL 100 (LIBRA)	2011	1.000	5,700,000	5,700,000
5950	701209 00004	SEPEDA MOTOR	KANZEN	KL 100 (LIBRA)	2010	1.000	5,400,000	5,400,000
5951	701209 00004	SEPEDA MOTOR	KANZEN	KL 100 (LIBRA)	2009	1.000	5,100,000	5,100,000
5952	701209 00004	SEPEDA MOTOR	KANZEN	KL 100 (LIBRA)	2008	1.000	4,700,000	4,700,000
5953	701209 00004	SEPEDA MOTOR	KANZEN	KL 100 (LIBRA)	2007	1.000	4,600,000	4,600,000
5954	701209 00004	SEPEDA MOTOR	KANZEN	KL 100 (LIBRA)	2006	1.000	4,500,000	4,500,000
5955	701209 00005	SEPEDA MOTOR	KANZEN	KM 100	2011	1.000	5,700,000	5,700,000
5956	701209 00005	SEPEDA MOTOR	KANZEN	KM 100	2010	1.000	5,400,000	5,400,000
5957	701209 00005	SEPEDA MOTOR	KANZEN	KM 100	2009	1.000	5,100,000	5,100,000
5958	701209 00005	SEPEDA MOTOR	KANZEN	KM 100	2008	1.000	4,700,000	4,700,000
5959	701209 00005	SEPEDA MOTOR	KANZEN	KM 100	2007	1.000	4,600,000	4,600,000
5960	701209 00005	SEPEDA MOTOR	KANZEN	KM 100	2006	1.000	4,500,000	4,500,000
5961	701209 00005	SEPEDA MOTOR	KANZEN	KM 100	2005	1.000	4,300,000	4,300,000
5962	701209 00005	SEPEDA MOTOR	KANZEN	KM 100	2004	1.000	4,100,000	4,100,000
5963	701209 00005	SEPEDA MOTOR	KANZEN	KM 100	2003	1.000	3,700,000	3,700,000
5964	701209 00005	SEPEDA MOTOR	KANZEN	KM 100	2002	1.000	3,600,000	3,600,000
5965	701209 00005	SEPEDA MOTOR	KANZEN	KM 100	2001	1.000	3,100,000	3,100,000
5966	701209 00005	SEPEDA MOTOR	KANZEN	KM 100	2000	1.000	3,000,000	3,000,000
5967	701209 00006	SEPEDA MOTOR	KANZEN	KM-100S MEGASTAR SPECTRA	2011	1.000	5,700,000	5,700,000
5968	701209 00006	SEPEDA MOTOR	KANZEN	KM-100S MEGASTAR SPECTRA	2010	1.000	5,400,000	5,400,000
5969	701209 00006	SEPEDA MOTOR	KANZEN	KM-100S MEGASTAR SPECTRA	2009	1.000	5,100,000	5,100,000
5970	701209 00006	SEPEDA MOTOR	KANZEN	KM-100S MEGASTAR SPECTRA	2008	1.000	4,700,000	4,700,000
5971	701209 00006	SEPEDA MOTOR	KANZEN	KM-100S MEGASTAR SPECTRA	2007	1.000	4,600,000	4,600,000
5972	701209 00006	SEPEDA MOTOR	KANZEN	KM-100S MEGASTAR SPECTRA	2006	1.000	4,500,000	4,500,000
5973	701209 00006	SEPEDA MOTOR	KANZEN	KM-100S MEGASTAR SPECTRA	2005	1.000	4,300,000	4,300,000
5974	701209 00006	SEPEDA MOTOR	KANZEN	KM-100S MEGASTAR SPECTRA	2004	1.000	4,100,000	4,100,000
5975	701209 00006	SEPEDA MOTOR	KANZEN	KM-100S MEGASTAR SPECTRA	2003	1.000	3,700,000	3,700,000
5976	701209 00006	SEPEDA MOTOR	KANZEN	KM-100S MEGASTAR SPECTRA	2002	1.000	3,600,000	3,600,000
5977	701209 00007	SEPEDA MOTOR	KANZEN	KMH 110	2011	1.000	6,100,000	6,100,000
5978	701209 00007	SEPEDA MOTOR	KANZEN	KMH 110	2010	1.000	5,800,000	5,800,000
5979	701209 00007	SEPEDA MOTOR	KANZEN	KMH 110	2009	1.000	5,500,000	5,500,000
5980	701209 00007	SEPEDA MOTOR	KANZEN	KMH 110	2008	1.000	5,100,000	5,100,000
5981	701209 00007	SEPEDA MOTOR	KANZEN	KMH 110	2007	1.000	5,000,000	5,000,000
5982	701209 00007	SEPEDA MOTOR	KANZEN	KMH 110	2006	1.000	4,800,000	4,800,000
5983	701209 00007	SEPEDA MOTOR	KANZEN	KMH 110	2005	1.000	4,600,000	4,600,000
5984	701209 00007	SEPEDA MOTOR	KANZEN	KMH 110	2004	1.000	4,500,000	4,500,000
5985	701209 00008	SEPEDA MOTOR	KANZEN	KMN-100	2011	1.000	5,700,000	5,700,000
5986	701209 00008	SEPEDA MOTOR	KANZEN	KMN-100	2010	1.000	5,400,000	5,400,000
5987	701209 00008	SEPEDA MOTOR	KANZEN	KMN-100	2009	1.000	5,100,000	5,100,000
5988	701209 00008	SEPEDA MOTOR	KANZEN	KMN-100	2008	1.000	4,700,000	4,700,000
5989	701209 00008	SEPEDA MOTOR	KANZEN	KMN-100	2007	1.000	4,600,000	4,600,000
5990	701209 00008	SEPEDA MOTOR	KANZEN	KMN-100	2006	1.000	4,500,000	4,500,000
5991	701209 00008	SEPEDA MOTOR	KANZEN	KMN-100	2005	1.000	4,300,000	4,300,000
5992	701209 00008	SEPEDA MOTOR	KANZEN	KMN-100	2004	1.000	4,100,000	4,100,000
5993	701209 00008	SEPEDA MOTOR	KANZEN	KMN-100	2003	1.000	3,700,000	3,700,000
5994	701209 00008	SEPEDA MOTOR	KANZEN	KMN-100	2002	1.000	3,600,000	3,600,000
5995	701209 00009	SEPEDA MOTOR	KANZEN	KMT 100	2011	1.000	5,700,000	5,700,000
5996	701209 00009	SEPEDA MOTOR	KANZEN	KMT 100	2010	1.000	5,400,000	5,400,000
5997	701209 00009	SEPEDA MOTOR	KANZEN	KMT 100	2009	1.000	5,100,000	5,100,000
5998	701209 00009	SEPEDA MOTOR	KANZEN	KMT 100	2008	1.000	4,700,000	4,700,000
5999	701209 00009	SEPEDA MOTOR	KANZEN	KMT 100	2007	1.000	4,600,000	4,600,000
6000	701209 00009	SEPEDA MOTOR	KANZEN	KMT 100	2006	1.000	4,500,000	4,500,000
6001	701209 00009	SEPEDA MOTOR	KANZEN	KMT 100	2005	1.000	4,300,000	4,300,000
6002	701209 00027	SEPEDA MOTOR	KANZEN	KMV	2011	1.000	5,700,000	5,700,000
6003	701209 00027	SEPEDA MOTOR	KANZEN	KMV	2010	1.000	5,400,000	5,400,000
6004	701209 00027	SEPEDA MOTOR	KANZEN	KMV	2009	1.000	5,100,000	5,100,000
6005	701209 00027	SEPEDA MOTOR	KANZEN	KMV	2008	1.000	4,700,000	4,700,000
6006	701209 00027	SEPEDA MOTOR	KANZEN	KMV	2007	1.000	4,600,000	4,600,000
6007	701209 00027	SEPEDA MOTOR	KANZEN	KMV	2006	1.000	4,500,000	4,500,000
6008	701209 00028	SEPEDA MOTOR	KANZEN	KMY 100	2011	1.000	5,700,000	5,700,000
6009	701209 00028	SEPEDA MOTOR	KANZEN	KMY 100	2010	1.000	5,400,000	5,400,000
6010	701209 00028	SEPEDA MOTOR	KANZEN	KMY 100	2009	1.000	5,100,000	5,100,000
6011	701209 00028	SEPEDA MOTOR	KANZEN	KMY 100	2008	1.000	4,700,000	4,700,000
6012	701209 00028	SEPEDA MOTOR	KANZEN	KMY 100	2007	1.000	4,600,000	4,600,000
6013	701209 00028	SEPEDA MOTOR	KANZEN	KMY 100	2006	1.000	4,500,000	4,500,000
6014	701209 00010	SEPEDA MOTOR	KANZEN	KP 100	2011	1.000	5,700,000	5,700,000
6015	701209 00010	SEPEDA MOTOR	KANZEN	KP 100	2010	1.000	5,400,000	5,400,000
6016	701209 00010	SEPEDA MOTOR	KANZEN	KP 100	2009	1.000	5,100,000	5,100,000
6017	701209 00010	SEPEDA MOTOR	KANZEN	KP 100	2008	1.000	4,700,000	4,700,000
6018	701209 00010	SEPEDA MOTOR	KANZEN	KP 100	2007	1.000	4,600,000	4,600,000
6019	701209 00010	SEPEDA MOTOR	KANZEN	KP 100	2006	1.000	4,500,000	4,500,000
6020	701209 00010	SEPEDA MOTOR	KANZEN	KP 100	2005	1.000	4,300,000	4,300,000
6021	701209 00010	SEPEDA MOTOR	KANZEN	KP 100	2004	1.000	4,100,000	4,100,000
6022	701209 00010	SEPEDA MOTOR	KANZEN	KP 100	2003	1.000	3,700,000	3,700,000
6023	701209 00010	SEPEDA MOTOR	KANZEN	KP 100	2002	1.000	3,600,000	3,600,000
6024	701209 00010	SEPEDA MOTOR	KANZEN	KP 100	2001	1.000	3,100,000	3,100,000
6025	701209 00010	SEPEDA MOTOR	KANZEN	KP 100	2000	1.000	2,900,000	2,900,000

NO	KODING	JENIS	MEREK	TIPE	TH BUAT	BOBOT	NJKB	DP PKB
1	2	3	4	5	6	7	8	9
6026	701209 00011	SEPEDA MOTOR	KANZEN	KR 125/KS 125	2011	1.000	6,900,000	6,900,000
6027	701209 00011	SEPEDA MOTOR	KANZEN	KR 125/KS 125	2010	1.000	6,500,000	6,500,000
6028	701209 00011	SEPEDA MOTOR	KANZEN	KR 125/KS 125	2009	1.000	6,100,000	6,100,000
6029	701209 00011	SEPEDA MOTOR	KANZEN	KR 125/KS 125	2008	1.000	5,600,000	5,600,000
6030	701209 00011	SEPEDA MOTOR	KANZEN	KR 125/KS 125	2007	1.000	5,500,000	5,500,000
6031	701209 00011	SEPEDA MOTOR	KANZEN	KR 125/KS 125	2006	1.000	5,300,000	5,300,000
6032	701209 00011	SEPEDA MOTOR	KANZEN	KR 125/KS 125	2005	1.000	5,000,000	5,000,000
6033	701209 00011	SEPEDA MOTOR	KANZEN	KR 125/KS 125	2004	1.000	4,900,000	4,900,000
6034	701209 00011	SEPEDA MOTOR	KANZEN	KR 125/KS 125	2003	1.000	4,500,000	4,500,000
6035	701209 00011	SEPEDA MOTOR	KANZEN	KR 125/KS 125	2002	1.000	4,400,000	4,400,000
6036	701209 00012	SEPEDA MOTOR	KANZEN	KRN-125	2011	1.000	6,900,000	6,900,000
6037	701209 00012	SEPEDA MOTOR	KANZEN	KRN-125	2010	1.000	6,500,000	6,500,000
6038	701209 00012	SEPEDA MOTOR	KANZEN	KRN-125	2009	1.000	6,100,000	6,100,000
6039	701209 00012	SEPEDA MOTOR	KANZEN	KRN-125	2008	1.000	5,600,000	5,600,000
6040	701209 00012	SEPEDA MOTOR	KANZEN	KRN-125	2007	1.000	5,500,000	5,500,000
6041	701209 00012	SEPEDA MOTOR	KANZEN	KRN-125	2006	1.000	5,300,000	5,300,000
6042	701209 00012	SEPEDA MOTOR	KANZEN	KRN-125	2005	1.000	5,000,000	5,000,000
6043	701209 00012	SEPEDA MOTOR	KANZEN	KRN-125	2004	1.000	4,900,000	4,900,000
6044	701209 00012	SEPEDA MOTOR	KANZEN	KRN-125	2003	1.000	4,500,000	4,500,000
6045	701209 00012	SEPEDA MOTOR	KANZEN	KRN-125	2002	1.000	4,400,000	4,400,000
6046	701209 00013	SEPEDA MOTOR	KANZEN	KRW 100	2011	1.000	5,700,000	5,700,000
6047	701209 00013	SEPEDA MOTOR	KANZEN	KRW 100	2010	1.000	5,400,000	5,400,000
6048	701209 00013	SEPEDA MOTOR	KANZEN	KRW 100	2009	1.000	5,100,000	5,100,000
6049	701209 00013	SEPEDA MOTOR	KANZEN	KRW 100	2008	1.000	4,700,000	4,700,000
6050	701209 00013	SEPEDA MOTOR	KANZEN	KRW 100	2007	1.000	4,600,000	4,600,000
6051	701209 00013	SEPEDA MOTOR	KANZEN	KRW 100	2006	1.000	4,500,000	4,500,000
6052	701209 00014	SEPEDA MOTOR	KANZEN	KS-50	2011	1.000	3,300,000	3,300,000
6053	701209 00014	SEPEDA MOTOR	KANZEN	KS-50	2010	1.000	3,200,000	3,200,000
6054	701209 00014	SEPEDA MOTOR	KANZEN	KS-50	2009	1.000	3,100,000	3,100,000
6055	701209 00014	SEPEDA MOTOR	KANZEN	KS-50	2008	1.000	3,000,000	3,000,000
6056	701209 00014	SEPEDA MOTOR	KANZEN	KS-50	2007	1.000	2,900,000	2,900,000
6057	701209 00014	SEPEDA MOTOR	KANZEN	KS-50	2006	1.000	2,700,000	2,700,000
6058	701209 00014	SEPEDA MOTOR	KANZEN	KS-50	2005	1.000	2,600,000	2,600,000
6059	701209 00014	SEPEDA MOTOR	KANZEN	KS-50	2004	1.000	2,500,000	2,500,000
6060	701209 00014	SEPEDA MOTOR	KANZEN	KS-50	2003	1.000	2,100,000	2,100,000
6061	701209 00014	SEPEDA MOTOR	KANZEN	KS-50	2002	1.000	2,000,000	2,000,000
6062	701209 00029	SEPEDA MOTOR	KANZEN	KT 110	2011	1.000	6,100,000	6,100,000
6063	701209 00029	SEPEDA MOTOR	KANZEN	KT 110	2010	1.000	5,800,000	5,800,000
6064	701209 00029	SEPEDA MOTOR	KANZEN	KT 110	2009	1.000	5,500,000	5,500,000
6065	701209 00029	SEPEDA MOTOR	KANZEN	KT 110	2008	1.000	5,100,000	5,100,000
6066	701209 00029	SEPEDA MOTOR	KANZEN	KT 110	2007	1.000	5,000,000	5,000,000
6067	701209 00029	SEPEDA MOTOR	KANZEN	KT 110	2006	1.000	4,800,000	4,800,000
6068	701209 00015	SEPEDA MOTOR	KANZEN	KTB 110	2011	1.000	6,100,000	6,100,000
6069	701209 00015	SEPEDA MOTOR	KANZEN	KTB 110	2010	1.000	5,800,000	5,800,000
6070	701209 00015	SEPEDA MOTOR	KANZEN	KTB 110	2009	1.000	5,500,000	5,500,000
6071	701209 00015	SEPEDA MOTOR	KANZEN	KTB 110	2008	1.000	5,100,000	5,100,000
6072	701209 00015	SEPEDA MOTOR	KANZEN	KTB 110	2007	1.000	5,000,000	5,000,000
6073	701209 00015	SEPEDA MOTOR	KANZEN	KTB 110	2006	1.000	4,800,000	4,800,000
6074	701209 00030	SEPEDA MOTOR	KANZEN	KTC 110	2011	1.000	6,100,000	6,100,000
6075	701209 00030	SEPEDA MOTOR	KANZEN	KTC 110	2010	1.000	5,800,000	5,800,000
6076	701209 00030	SEPEDA MOTOR	KANZEN	KTC 110	2009	1.000	5,500,000	5,500,000
6077	701209 00030	SEPEDA MOTOR	KANZEN	KTC 110	2008	1.000	5,100,000	5,100,000
6078	701209 00030	SEPEDA MOTOR	KANZEN	KTC 110	2007	1.000	5,000,000	5,000,000
6079	701209 00030	SEPEDA MOTOR	KANZEN	KTC 110	2006	1.000	4,800,000	4,800,000
6080	701209 00035	SEPEDA MOTOR	KANZEN	KTC CW 110 TAURUS CW	2011	1.000	6,100,000	6,100,000
6081	701209 00035	SEPEDA MOTOR	KANZEN	KTC CW 110 TAURUS CW	2010	1.000	5,800,000	5,800,000
6082	701209 00016	SEPEDA MOTOR	KANZEN	KTD 110	2011	1.000	6,100,000	6,100,000
6083	701209 00016	SEPEDA MOTOR	KANZEN	KTD 110	2010	1.000	5,800,000	5,800,000
6084	701209 00016	SEPEDA MOTOR	KANZEN	KTD 110	2009	1.000	5,500,000	5,500,000
6085	701209 00016	SEPEDA MOTOR	KANZEN	KTD 110	2008	1.000	5,100,000	5,100,000
6086	701209 00016	SEPEDA MOTOR	KANZEN	KTD 110	2007	1.000	5,000,000	5,000,000
6087	701209 00016	SEPEDA MOTOR	KANZEN	KTD 110	2006	1.000	4,800,000	4,800,000
6088	701209 00036	SEPEDA MOTOR	KANZEN	KTD 110 ULTIMA MANUAL	2011	1.000	6,100,000	6,100,000
6089	701209 00036	SEPEDA MOTOR	KANZEN	KTD 110 ULTIMA MANUAL	2010	1.000	5,800,000	5,800,000
6090	701209 00017	SEPEDA MOTOR	KANZEN	KTE 110	2011	1.000	6,100,000	6,100,000
6091	701209 00017	SEPEDA MOTOR	KANZEN	KTE 110	2010	1.000	5,800,000	5,800,000
6092	701209 00017	SEPEDA MOTOR	KANZEN	KTE 110	2009	1.000	5,500,000	5,500,000
6093	701209 00017	SEPEDA MOTOR	KANZEN	KTE 110	2008	1.000	5,100,000	5,100,000
6094	701209 00017	SEPEDA MOTOR	KANZEN	KTE 110	2007	1.000	5,000,000	5,000,000
6095	701209 00017	SEPEDA MOTOR	KANZEN	KTE 110	2006	1.000	4,800,000	4,800,000
6096	701209 00031	SEPEDA MOTOR	KANZEN	KTE CW 110	2011	1.000	6,100,000	6,100,000
6097	701209 00031	SEPEDA MOTOR	KANZEN	KTE CW 110	2010	1.000	5,800,000	5,800,000
6098	701209 00031	SEPEDA MOTOR	KANZEN	KTE CW 110	2009	1.000	5,500,000	5,500,000
6099	701209 00031	SEPEDA MOTOR	KANZEN	KTE CW 110	2008	1.000	5,100,000	5,100,000
6100	701209 00031	SEPEDA MOTOR	KANZEN	KTE CW 110	2007	1.000	5,000,000	5,000,000
6101	701209 00033	SEPEDA MOTOR	KANZEN	KTF 120	2011	1.000	6,900,000	6,900,000
6102	701209 00033	SEPEDA MOTOR	KANZEN	KTF 120	2010	1.000	6,500,000	6,500,000
6103	701209 00033	SEPEDA MOTOR	KANZEN	KTF 120	2009	1.000	6,100,000	6,100,000
6104	701209 00033	SEPEDA MOTOR	KANZEN	KTF 120	2008	1.000	5,600,000	5,600,000
6105	701209 00034	SEPEDA MOTOR	KANZEN	KTH 100	2011	1.000	5,700,000	5,700,000
6106	701209 00034	SEPEDA MOTOR	KANZEN	KTH 100	2010	1.000	5,400,000	5,400,000
6107	701209 00034	SEPEDA MOTOR	KANZEN	KTH 100	2009	1.000	5,100,000	5,100,000
6108	701209 00034	SEPEDA MOTOR	KANZEN	KTH 100	2008	1.000	4,700,000	4,700,000
6109	701209 00018	SEPEDA MOTOR	KANZEN	NEW PESONA	2011	1.000	5,700,000	5,700,000
6110	701209 00018	SEPEDA MOTOR	KANZEN	NEW PESONA	2010	1.000	5,400,000	5,400,000
6111	701209 00018	SEPEDA MOTOR	KANZEN	NEW PESONA	2009	1.000	5,100,000	5,100,000
6112	701209 00018	SEPEDA MOTOR	KANZEN	NEW PESONA	2008	1.000	4,700,000	4,700,000
6113	701209 00018	SEPEDA MOTOR	KANZEN	NEW PESONA	2007	1.000	4,600,000	4,600,000
6114	701209 00018	SEPEDA MOTOR	KANZEN	NEW PESONA	2006	1.000	4,500,000	4,500,000
6115	701209 00018	SEPEDA MOTOR	KANZEN	NEW PESONA	2005	1.000	4,300,000	4,300,000

NO	KODING	JENIS	MEREK	TIPE	TH BUAT	BOBOT	NJKB	DP PKB
1	2	3	4	5	6	7	8	9
6116	701209 00019	SEPEDA MOTOR	KANZEN	PESONA 5	2011	1.000	5,700,000	5,700,000
6117	701209 00019	SEPEDA MOTOR	KANZEN	PESONA 5	2010	1.000	5,400,000	5,400,000
6118	701209 00019	SEPEDA MOTOR	KANZEN	PESONA 5	2009	1.000	5,100,000	5,100,000
6119	701209 00019	SEPEDA MOTOR	KANZEN	PESONA 5	2008	1.000	4,700,000	4,700,000
6120	701209 00019	SEPEDA MOTOR	KANZEN	PESONA 5	2007	1.000	4,600,000	4,600,000
6121	701209 00019	SEPEDA MOTOR	KANZEN	PESONA 5	2006	1.000	4,500,000	4,500,000
6122	701209 00019	SEPEDA MOTOR	KANZEN	PESONA 5	2005	1.000	4,300,000	4,300,000
6123	701209 00026	SEPEDA MOTOR	KANZEN	PESONA 7	2011	1.000	5,700,000	5,700,000
6124	701209 00026	SEPEDA MOTOR	KANZEN	PESONA 7	2010	1.000	5,400,000	5,400,000
6125	701209 00026	SEPEDA MOTOR	KANZEN	PESONA 7	2009	1.000	5,100,000	5,100,000
6126	701209 00026	SEPEDA MOTOR	KANZEN	PESONA 7	2008	1.000	4,900,000	4,900,000
6127	701209 00026	SEPEDA MOTOR	KANZEN	PESONA 7	2007	1.000	4,800,000	4,800,000
6128	701209 00020	SEPEDA MOTOR	KANZEN	ROADWIN	2011	1.000	7,900,000	7,900,000
6129	701209 00020	SEPEDA MOTOR	KANZEN	ROADWIN	2010	1.000	7,400,000	7,400,000
6130	701209 00020	SEPEDA MOTOR	KANZEN	ROADWIN	2009	1.000	6,900,000	6,900,000
6131	701209 00020	SEPEDA MOTOR	KANZEN	ROADWIN	2008	1.000	6,300,000	6,300,000
6132	701209 00020	SEPEDA MOTOR	KANZEN	ROADWIN	2007	1.000	6,200,000	6,200,000
6133	701209 00020	SEPEDA MOTOR	KANZEN	ROADWIN	2006	1.000	6,000,000	6,000,000
6134	701209 00020	SEPEDA MOTOR	KANZEN	ROADWIN	2005	1.000	5,900,000	5,900,000
6135	701209 00021	SEPEDA MOTOR	KANZEN	SCUDETTO 125	2011	1.000	6,900,000	6,900,000
6136	701209 00021	SEPEDA MOTOR	KANZEN	SCUDETTO 125	2010	1.000	6,500,000	6,500,000
6137	701209 00021	SEPEDA MOTOR	KANZEN	SCUDETTO 125	2009	1.000	6,100,000	6,100,000
6138	701209 00021	SEPEDA MOTOR	KANZEN	SCUDETTO 125	2008	1.000	5,600,000	5,600,000
6139	701209 00021	SEPEDA MOTOR	KANZEN	SCUDETTO 125	2007	1.000	5,500,000	5,500,000
6140	701209 00021	SEPEDA MOTOR	KANZEN	SCUDETTO 125	2006	1.000	5,300,000	5,300,000
6141	701209 00021	SEPEDA MOTOR	KANZEN	SCUDETTO 125	2005	1.000	5,000,000	5,000,000
6142	701209 00022	SEPEDA MOTOR	KANZEN	SEPCTRA KMS 100	2011	1.000	5,700,000	5,700,000
6143	701209 00022	SEPEDA MOTOR	KANZEN	SEPCTRA KMS 100	2010	1.000	5,400,000	5,400,000
6144	701209 00022	SEPEDA MOTOR	KANZEN	SEPCTRA KMS 100	2009	1.000	5,100,000	5,100,000
6145	701209 00022	SEPEDA MOTOR	KANZEN	SEPCTRA KMS 100	2008	1.000	4,700,000	4,700,000
6146	701209 00022	SEPEDA MOTOR	KANZEN	SEPCTRA KMS 100	2007	1.000	4,600,000	4,600,000
6147	701209 00022	SEPEDA MOTOR	KANZEN	SEPCTRA KMS 100	2006	1.000	4,500,000	4,500,000
6148	701209 00022	SEPEDA MOTOR	KANZEN	SEPCTRA KMS 100	2005	1.000	4,300,000	4,300,000
6149	701209 00023	SEPEDA MOTOR	KANZEN	SPAZIO KS 50	2011	1.000	3,300,000	3,300,000
6150	701209 00023	SEPEDA MOTOR	KANZEN	SPAZIO KS 50	2010	1.000	3,200,000	3,200,000
6151	701209 00023	SEPEDA MOTOR	KANZEN	SPAZIO KS 50	2009	1.000	3,100,000	3,100,000
6152	701209 00023	SEPEDA MOTOR	KANZEN	SPAZIO KS 50	2008	1.000	3,000,000	3,000,000
6153	701209 00023	SEPEDA MOTOR	KANZEN	SPAZIO KS 50	2007	1.000	2,900,000	2,900,000
6154	701209 00023	SEPEDA MOTOR	KANZEN	SPAZIO KS 50	2006	1.000	2,700,000	2,700,000
6155	701209 00023	SEPEDA MOTOR	KANZEN	SPAZIO KS 50	2005	1.000	2,600,000	2,600,000
6156	701209 00024	SEPEDA MOTOR	KANZEN	TAURUS	2011	1.000	5,700,000	5,700,000
6157	701209 00024	SEPEDA MOTOR	KANZEN	TAURUS	2010	1.000	5,400,000	5,400,000
6158	701209 00024	SEPEDA MOTOR	KANZEN	TAURUS	2009	1.000	5,100,000	5,100,000
6159	701209 00024	SEPEDA MOTOR	KANZEN	TAURUS	2008	1.000	4,700,000	4,700,000
6160	701209 00024	SEPEDA MOTOR	KANZEN	TAURUS	2007	1.000	4,600,000	4,600,000
6161	701209 00024	SEPEDA MOTOR	KANZEN	TAURUS	2006	1.000	4,500,000	4,500,000
6162	701209 00024	SEPEDA MOTOR	KANZEN	TAURUS	2005	1.000	4,300,000	4,300,000
6163	701209 00025	SEPEDA MOTOR	KANZEN	V STAR 125	2011	1.000	6,900,000	6,900,000
6164	701209 00025	SEPEDA MOTOR	KANZEN	V STAR 125	2010	1.000	6,500,000	6,500,000
6165	701209 00025	SEPEDA MOTOR	KANZEN	V STAR 125	2009	1.000	6,100,000	6,100,000
6166	701209 00025	SEPEDA MOTOR	KANZEN	V STAR 125	2008	1.000	5,600,000	5,600,000
6167	701209 00025	SEPEDA MOTOR	KANZEN	V STAR 125	2007	1.000	5,500,000	5,500,000
6168	701209 00025	SEPEDA MOTOR	KANZEN	V STAR 125	2006	1.000	5,300,000	5,300,000
6169	701209 00025	SEPEDA MOTOR	KANZEN	V STAR 125	2005	1.000	5,000,000	5,000,000
6170	701210 00001	SEPEDA MOTOR	KASEA	KS 100-12/100-2	2011	1.000	5,700,000	5,700,000
6171	701210 00001	SEPEDA MOTOR	KASEA	KS 100-12/100-2	2010	1.000	5,400,000	5,400,000
6172	701210 00001	SEPEDA MOTOR	KASEA	KS 100-12/100-2	2009	1.000	5,100,000	5,100,000
6173	701210 00001	SEPEDA MOTOR	KASEA	KS 100-12/100-2	2008	1.000	4,700,000	4,700,000
6174	701210 00001	SEPEDA MOTOR	KASEA	KS 100-12/100-2	2007	1.000	4,600,000	4,600,000
6175	701210 00001	SEPEDA MOTOR	KASEA	KS 100-12/100-2	2006	1.000	4,500,000	4,500,000
6176	701210 00001	SEPEDA MOTOR	KASEA	KS 100-12/100-2	2005	1.000	4,300,000	4,300,000
6177	701210 00001	SEPEDA MOTOR	KASEA	KS 100-12/100-2	2004	1.000	4,100,000	4,100,000
6178	701210 00001	SEPEDA MOTOR	KASEA	KS 100-12/100-2	2003	1.000	3,700,000	3,700,000
6179	701210 00001	SEPEDA MOTOR	KASEA	KS 100-12/100-2	2002	1.000	3,600,000	3,600,000
6180	701210 00001	SEPEDA MOTOR	KASEA	KS 100-12/100-2	2000	1.000	3,100,000	3,100,000
6181	701210 00002	SEPEDA MOTOR	KASEA	KS 110	2011	1.000	6,100,000	6,100,000
6182	701210 00002	SEPEDA MOTOR	KASEA	KS 110	2010	1.000	5,800,000	5,800,000
6183	701210 00002	SEPEDA MOTOR	KASEA	KS 110	2009	1.000	5,500,000	5,500,000
6184	701210 00002	SEPEDA MOTOR	KASEA	KS 110	2008	1.000	5,100,000	5,100,000
6185	701210 00002	SEPEDA MOTOR	KASEA	KS 110	2007	1.000	5,000,000	5,000,000
6186	701210 00002	SEPEDA MOTOR	KASEA	KS 110	2006	1.000	4,800,000	4,800,000
6187	701210 00002	SEPEDA MOTOR	KASEA	KS 110	2005	1.000	4,600,000	4,600,000
6188	701210 00002	SEPEDA MOTOR	KASEA	KS 110	2004	1.000	4,500,000	4,500,000
6189	701210 00002	SEPEDA MOTOR	KASEA	KS 110	2003	1.000	4,100,000	4,100,000
6190	701210 00002	SEPEDA MOTOR	KASEA	KS 110	2002	1.000	4,000,000	4,000,000
6191	701210 00002	SEPEDA MOTOR	KASEA	KS 110	2001	1.000	3,900,000	3,900,000
6192	701210 00002	SEPEDA MOTOR	KASEA	KS 110	2000	1.000	3,500,000	3,500,000
6193	701210 00003	SEPEDA MOTOR	KASEA	KS 125 T-A	2011	1.000	6,900,000	6,900,000
6194	701210 00003	SEPEDA MOTOR	KASEA	KS 125 T-A	2010	1.000	6,500,000	6,500,000
6195	701210 00003	SEPEDA MOTOR	KASEA	KS 125 T-A	2009	1.000	6,100,000	6,100,000
6196	701210 00003	SEPEDA MOTOR	KASEA	KS 125 T-A	2008	1.000	5,600,000	5,600,000
6197	701210 00003	SEPEDA MOTOR	KASEA	KS 125 T-A	2007	1.000	5,500,000	5,500,000
6198	701210 00003	SEPEDA MOTOR	KASEA	KS 125 T-A	2006	1.000	5,300,000	5,300,000
6199	701210 00003	SEPEDA MOTOR	KASEA	KS 125 T-A	2005	1.000	5,000,000	5,000,000
6200	701210 00003	SEPEDA MOTOR	KASEA	KS 125 T-A	2004	1.000	4,900,000	4,900,000
6201	701210 00003	SEPEDA MOTOR	KASEA	KS 125 T-A	2003	1.000	4,500,000	4,500,000
6202	701210 00003	SEPEDA MOTOR	KASEA	KS 125 T-A	2002	1.000	4,400,000	4,400,000
6203	701210 00003	SEPEDA MOTOR	KASEA	KS 125 T-A	2001	1.000	4,300,000	4,300,000
6204	701210 00003	SEPEDA MOTOR	KASEA	KS 125 T-A	2000	1.000	4,200,000	4,200,000
6205	701210 00005	SEPEDA MOTOR	KASEA	KS-50	2011	1.000	3,300,000	3,300,000

NO	KODING	JENIS	MEREK	TIPE	TH BUAT	BOBOT	NJKB	DP PKB
1	2	3	4	5	6	7	8	9
6206	701210 00005	SEPEDA MOTOR	KASEA	KS-50	2010	1.000	3,200,000	3,200,000
6207	701210 00005	SEPEDA MOTOR	KASEA	KS-50	2009	1.000	3,100,000	3,100,000
6208	701210 00005	SEPEDA MOTOR	KASEA	KS-50	2008	1.000	3,000,000	3,000,000
6209	701210 00005	SEPEDA MOTOR	KASEA	KS-50	2007	1.000	2,900,000	2,900,000
6210	701210 00005	SEPEDA MOTOR	KASEA	KS-50	2006	1.000	2,700,000	2,700,000
6211	701210 00005	SEPEDA MOTOR	KASEA	KS-50	2005	1.000	2,600,000	2,600,000
6212	701210 00005	SEPEDA MOTOR	KASEA	KS-50	2004	1.000	2,500,000	2,500,000
6213	701210 00004	SEPEDA MOTOR	KASEA	KS 50 QT	2011	1.000	3,300,000	3,300,000
6214	701210 00004	SEPEDA MOTOR	KASEA	KS 50 QT	2010	1.000	3,200,000	3,200,000
6215	701210 00004	SEPEDA MOTOR	KASEA	KS 50 QT	2009	1.000	3,100,000	3,100,000
6216	701210 00004	SEPEDA MOTOR	KASEA	KS 50 QT	2008	1.000	3,000,000	3,000,000
6217	701210 00004	SEPEDA MOTOR	KASEA	KS 50 QT	2007	1.000	2,900,000	2,900,000
6218	701210 00004	SEPEDA MOTOR	KASEA	KS 50 QT	2006	1.000	2,700,000	2,700,000
6219	701210 00004	SEPEDA MOTOR	KASEA	KS 50 QT	2005	1.000	2,600,000	2,600,000
6220	701210 00004	SEPEDA MOTOR	KASEA	KS 50 QT	2004	1.000	2,500,000	2,500,000
6221	701210 00004	SEPEDA MOTOR	KASEA	KS 50 QT	2003	1.000	2,100,000	2,100,000
6222	701210 00004	SEPEDA MOTOR	KASEA	KS 50 QT	2002	1.000	2,000,000	2,000,000
6223	701210 00004	SEPEDA MOTOR	KASEA	KS 50 QT	2001	1.000	1,900,000	1,900,000
6224	701210 00004	SEPEDA MOTOR	KASEA	KS 50 QT	2000	1.000	1,800,000	1,800,000
6225	701213 00037	SEPEDA MOTOR	KAWASAKI	1000 GTR	1991	1.000	50,600,000	50,600,000
6226	701213 00037	SEPEDA MOTOR	KAWASAKI	1000 GTR	1990	1.000	45,900,000	45,900,000
6227	701213 00037	SEPEDA MOTOR	KAWASAKI	1000 GTR	1989	1.000	42,700,000	42,700,000
6228	701213 00037	SEPEDA MOTOR	KAWASAKI	1000 GTR	1988	1.000	38,600,000	38,600,000
6229	701213 00118	SEPEDA MOTOR	KAWASAKI	100cc	1980	1.000	1,000,000	1,000,000
6230	701213 00116	SEPEDA MOTOR	KAWASAKI	100 G 7 E	1980	1.000	1,000,000	1,000,000
6231	701213 00104	SEPEDA MOTOR	KAWASAKI	100 GT	1980	1.000	1,000,000	1,000,000
6232	701213 00147	SEPEDA MOTOR	KAWASAKI	125cc	1980	1.000	1,200,000	1,200,000
6233	701213 00149	SEPEDA MOTOR	KAWASAKI	175cc	1980	1.000	1,300,000	1,300,000
6234	701213 00123	SEPEDA MOTOR	KAWASAKI	250cc	1980	1.000	1,400,000	1,400,000
6235	701213 00124	SEPEDA MOTOR	KAWASAKI	500cc	1980	1.000	2,000,000	2,000,000
6236	701213 00125	SEPEDA MOTOR	KAWASAKI	800cc	1980	1.000	1,000,000	1,000,000
6237	701213 00038	SEPEDA MOTOR	KAWASAKI	90cc	2004	1.000	7,100,000	7,100,000
6238	701213 00038	SEPEDA MOTOR	KAWASAKI	90cc	2003	1.000	7,000,000	7,000,000
6239	701213 00038	SEPEDA MOTOR	KAWASAKI	90cc	2002	1.000	6,800,000	6,800,000
6240	701213 00038	SEPEDA MOTOR	KAWASAKI	90cc	1985	1.000	2,800,000	2,800,000
6241	701213 00038	SEPEDA MOTOR	KAWASAKI	90cc	1984	1.000	2,700,000	2,700,000
6242	701213 00038	SEPEDA MOTOR	KAWASAKI	90cc	1983	1.000	2,600,000	2,600,000
6243	701213 00038	SEPEDA MOTOR	KAWASAKI	90cc	1982	1.000	2,500,000	2,500,000
6244	701213 00038	SEPEDA MOTOR	KAWASAKI	90cc	1981	1.000	2,400,000	2,400,000
6245	701213 00038	SEPEDA MOTOR	KAWASAKI	90cc	1980	1.000	2,300,000	2,300,000
6246	701213 00039	SEPEDA MOTOR	KAWASAKI	AN 112 B (BLITZ)	2010	1.000	9,200,000	9,200,000
6247	701213 00039	SEPEDA MOTOR	KAWASAKI	AN 112 B (BLITZ)	2009	1.000	8,800,000	8,800,000
6248	701213 00039	SEPEDA MOTOR	KAWASAKI	AN 112 B (BLITZ)	2008	1.000	8,300,000	8,300,000
6249	701213 00039	SEPEDA MOTOR	KAWASAKI	AN 112 B (BLITZ)	2007	1.000	8,100,000	8,100,000
6250	701213 00039	SEPEDA MOTOR	KAWASAKI	AN 112 B (BLITZ)	2006	1.000	7,800,000	7,800,000
6251	701213 00039	SEPEDA MOTOR	KAWASAKI	AN 112 B (BLITZ)	2005	1.000	7,200,000	7,200,000
6252	701213 00039	SEPEDA MOTOR	KAWASAKI	AN 112 B (BLITZ)	2004	1.000	7,100,000	7,100,000
6253	701213 00039	SEPEDA MOTOR	KAWASAKI	AN 112 B (BLITZ)	2003	1.000	7,000,000	7,000,000
6254	701213 00039	SEPEDA MOTOR	KAWASAKI	AN 112 B (BLITZ)	2002	1.000	6,700,000	6,700,000
6255	701213 00040	SEPEDA MOTOR	KAWASAKI	AN 112 D (BLITZ-R) JOY	2010	1.000	10,200,000	10,200,000
6256	701213 00040	SEPEDA MOTOR	KAWASAKI	AN 112 D (BLITZ-R) JOY	2009	1.000	9,700,000	9,700,000
6257	701213 00040	SEPEDA MOTOR	KAWASAKI	AN 112 D (BLITZ-R) JOY	2008	1.000	9,100,000	9,100,000
6258	701213 00040	SEPEDA MOTOR	KAWASAKI	AN 112 D (BLITZ-R) JOY	2007	1.000	8,900,000	8,900,000
6259	701213 00040	SEPEDA MOTOR	KAWASAKI	AN 112 D (BLITZ-R) JOY	2006	1.000	8,400,000	8,400,000
6260	701213 00040	SEPEDA MOTOR	KAWASAKI	AN 112 D (BLITZ-R) JOY	2005	1.000	7,700,000	7,700,000
6261	701213 00040	SEPEDA MOTOR	KAWASAKI	AN 112 D (BLITZ-R) JOY	2004	1.000	7,600,000	7,600,000
6262	701213 00040	SEPEDA MOTOR	KAWASAKI	AN 112 D (BLITZ-R) JOY	2003	1.000	7,500,000	7,500,000
6263	701213 00111	SEPEDA MOTOR	KAWASAKI	AN112R (EDGE) M/T	2015	1.000	10,600,000	10,600,000
6264	701213 00111	SEPEDA MOTOR	KAWASAKI	AN112R (EDGE) M/T	2014	1.000	10,100,000	10,100,000
6265	701213 00111	SEPEDA MOTOR	KAWASAKI	AN112R (EDGE) M/T	2013	1.000	10,000,000	10,000,000
6266	701213 00111	SEPEDA MOTOR	KAWASAKI	AN112R (EDGE) M/T	2012	1.000	9,900,000	9,900,000
6267	701213 00111	SEPEDA MOTOR	KAWASAKI	AN112R (EDGE) M/T	2011	1.000	9,700,000	9,700,000
6268	701213 00111	SEPEDA MOTOR	KAWASAKI	AN112R (EDGE) M/T	2010	1.000	8,900,000	8,900,000
6269	701213 00111	SEPEDA MOTOR	KAWASAKI	AN112R (EDGE) M/T	2009	1.000	8,500,000	8,500,000
6270	701213 00113	SEPEDA MOTOR	KAWASAKI	AN112S (EDGE) M/T	2015	1.000	11,800,000	11,800,000
6271	701213 00113	SEPEDA MOTOR	KAWASAKI	AN112S (EDGE) M/T	2014	1.000	11,200,000	11,200,000
6272	701213 00113	SEPEDA MOTOR	KAWASAKI	AN112S (EDGE) M/T	2013	1.000	11,000,000	11,000,000
6273	701213 00113	SEPEDA MOTOR	KAWASAKI	AN112S (EDGE) M/T	2012	1.000	10,900,000	10,900,000
6274	701213 00113	SEPEDA MOTOR	KAWASAKI	AN112S (EDGE) M/T	2011	1.000	10,800,000	10,800,000
6275	701213 00113	SEPEDA MOTOR	KAWASAKI	AN112S (EDGE) M/T	2010	1.000	10,000,000	10,000,000
6276	701213 00113	SEPEDA MOTOR	KAWASAKI	AN112S (EDGE) M/T	2009	1.000	9,500,000	9,500,000
6277	701213 00041	SEPEDA MOTOR	KAWASAKI	AN 125 D (BLITZ JOY R)	2010	1.000	11,200,000	11,200,000
6278	701213 00041	SEPEDA MOTOR	KAWASAKI	AN 125 D (BLITZ JOY R)	2009	1.000	10,700,000	10,700,000
6279	701213 00041	SEPEDA MOTOR	KAWASAKI	AN 125 D (BLITZ JOY R)	2008	1.000	10,100,000	10,100,000
6280	701213 00041	SEPEDA MOTOR	KAWASAKI	AN 125 D (BLITZ JOY R)	2007	1.000	9,900,000	9,900,000
6281	701213 00041	SEPEDA MOTOR	KAWASAKI	AN 125 D (BLITZ JOY R)	2006	1.000	9,300,000	9,300,000
6282	701213 00041	SEPEDA MOTOR	KAWASAKI	AN 125 D (BLITZ JOY R)	2005	1.000	8,300,000	8,300,000
6283	701213 00041	SEPEDA MOTOR	KAWASAKI	AN 125 D (BLITZ JOY R)	2004	1.000	8,200,000	8,200,000
6284	701213 00042	SEPEDA MOTOR	KAWASAKI	AN 125 E (BLITZ JOY VR)	2010	1.000	11,600,000	11,600,000
6285	701213 00042	SEPEDA MOTOR	KAWASAKI	AN 125 E (BLITZ JOY VR)	2009	1.000	11,000,000	11,000,000
6286	701213 00042	SEPEDA MOTOR	KAWASAKI	AN 125 E (BLITZ JOY VR)	2008	1.000	10,400,000	10,400,000
6287	701213 00042	SEPEDA MOTOR	KAWASAKI	AN 125 E (BLITZ JOY VR)	2007	1.000	10,200,000	10,200,000
6288	701213 00042	SEPEDA MOTOR	KAWASAKI	AN 125 E (BLITZ JOY VR)	2006	1.000	9,000,000	9,000,000
6289	701213 00042	SEPEDA MOTOR	KAWASAKI	AN 125 E (BLITZ JOY VR)	2005	1.000	8,500,000	8,500,000
6290	701213 00042	SEPEDA MOTOR	KAWASAKI	AN 125 E (BLITZ JOY VR)	2004	1.000	8,100,000	8,100,000
6291	701213 00043	SEPEDA MOTOR	KAWASAKI	AN 125 F (KAZE 125 R) 125 CC	2010	1.000	10,400,000	10,400,000
6292	701213 00043	SEPEDA MOTOR	KAWASAKI	AN 125 F (KAZE 125 R) 125 CC	2009	1.000	9,900,000	9,900,000
6293	701213 00043	SEPEDA MOTOR	KAWASAKI	AN 125 F (KAZE 125 R) 125 CC	2008	1.000	9,300,000	9,300,000
6294	701213 00043	SEPEDA MOTOR	KAWASAKI	AN 125 F (KAZE 125 R) 125 CC	2007	1.000	9,100,000	9,100,000
6295	701213 00043	SEPEDA MOTOR	KAWASAKI	AN 125 F (KAZE 125 R) 125 CC	2006	1.000	8,500,000	8,500,000

NO	KODING	JENIS	MEREK	TIPE	TH BUAT	BOBOT	NJKB	DP PKB
1	2	3	4	5	6	7	8	9
6296	701213 00043	SEPEDA MOTOR	KAWASAKI	AN 125 F (KAZE 125 R) 125 CC	2005	1.000	8,000,000	8,000,000
6297	701213 00044	SEPEDA MOTOR	KAWASAKI	AN 125 G (KAZE 125 VR) 125 CC	2010	1.000	10,600,000	10,600,000
6298	701213 00044	SEPEDA MOTOR	KAWASAKI	AN 125 G (KAZE 125 VR) 125 CC	2009	1.000	10,100,000	10,100,000
6299	701213 00044	SEPEDA MOTOR	KAWASAKI	AN 125 G (KAZE 125 VR) 125 CC	2008	1.000	9,500,000	9,500,000
6300	701213 00044	SEPEDA MOTOR	KAWASAKI	AN 125 G (KAZE 125 VR) 125 CC	2007	1.000	9,300,000	9,300,000
6301	701213 00044	SEPEDA MOTOR	KAWASAKI	AN 125 G (KAZE 125 VR) 125 CC	2006	1.000	8,700,000	8,700,000
6302	701213 00044	SEPEDA MOTOR	KAWASAKI	AN 125 G (KAZE 125 VR) 125 CC	2005	1.000	8,200,000	8,200,000
6303	701213 00103	SEPEDA MOTOR	KAWASAKI	AN 125 H (KAZE ZONE R)	2010	1.000	10,600,000	10,600,000
6304	701213 00103	SEPEDA MOTOR	KAWASAKI	AN 125 H (KAZE ZONE R)	2009	1.000	10,100,000	10,100,000
6305	701213 00103	SEPEDA MOTOR	KAWASAKI	AN 125 H (KAZE ZONE R)	2008	1.000	9,500,000	9,500,000
6306	701213 00103	SEPEDA MOTOR	KAWASAKI	AN 125 H (KAZE ZONE R)	2007	1.000	9,300,000	9,300,000
6307	701213 00105	SEPEDA MOTOR	KAWASAKI	AN 125 L (KAZE ZONE VR)	2010	1.000	10,700,000	10,700,000
6308	701213 00105	SEPEDA MOTOR	KAWASAKI	AN 125 L (KAZE ZONE VR)	2009	1.000	10,200,000	10,200,000
6309	701213 00105	SEPEDA MOTOR	KAWASAKI	AN 125 L (KAZE ZONE VR)	2008	1.000	9,600,000	9,600,000
6310	701213 00105	SEPEDA MOTOR	KAWASAKI	AN 125 L (KAZE ZONE VR)	2007	1.000	9,500,000	9,500,000
6311	701213 00045	SEPEDA MOTOR	KAWASAKI	AN 130 B (KAZE ZX)	2010	1.000	11,100,000	11,100,000
6312	701213 00045	SEPEDA MOTOR	KAWASAKI	AN 130 B (KAZE ZX)	2009	1.000	10,600,000	10,600,000
6313	701213 00045	SEPEDA MOTOR	KAWASAKI	AN 130 B (KAZE ZX)	2008	1.000	10,000,000	10,000,000
6314	701213 00045	SEPEDA MOTOR	KAWASAKI	AN 130 B (KAZE ZX)	2007	1.000	9,800,000	9,800,000
6315	701213 00045	SEPEDA MOTOR	KAWASAKI	AN 130 B (KAZE ZX)	2006	1.000	9,300,000	9,300,000
6316	701213 00045	SEPEDA MOTOR	KAWASAKI	AN 130 B (KAZE ZX)	2005	1.000	8,700,000	8,700,000
6317	701213 00046	SEPEDA MOTOR	KAWASAKI	AN130 C (KAZE ZX VR)	2015	1.000	12,600,000	12,600,000
6318	701213 00046	SEPEDA MOTOR	KAWASAKI	AN130 C (KAZE ZX VR)	2014	1.000	12,000,000	12,000,000
6319	701213 00046	SEPEDA MOTOR	KAWASAKI	AN130 C (KAZE ZX VR)	2013	1.000	11,900,000	11,900,000
6320	701213 00046	SEPEDA MOTOR	KAWASAKI	AN130 C (KAZE ZX VR)	2012	1.000	11,700,000	11,700,000
6321	701213 00046	SEPEDA MOTOR	KAWASAKI	AN130 C (KAZE ZX VR)	2011	1.000	11,600,000	11,600,000
6322	701213 00046	SEPEDA MOTOR	KAWASAKI	AN130 C (KAZE ZX VR)	2010	1.000	11,500,000	11,500,000
6323	701213 00046	SEPEDA MOTOR	KAWASAKI	AN130 C (KAZE ZX VR)	2009	1.000	11,000,000	11,000,000
6324	701213 00046	SEPEDA MOTOR	KAWASAKI	AN130 C (KAZE ZX VR)	2008	1.000	10,400,000	10,400,000
6325	701213 00046	SEPEDA MOTOR	KAWASAKI	AN130 C (KAZE ZX VR)	2007	1.000	10,200,000	10,200,000
6326	701213 00046	SEPEDA MOTOR	KAWASAKI	AN130 C (KAZE ZX VR)	2006	1.000	9,700,000	9,700,000
6327	701213 00046	SEPEDA MOTOR	KAWASAKI	AN130 C (KAZE ZX VR)	2005	1.000	8,800,000	8,800,000
6328	701213 00106	SEPEDA MOTOR	KAWASAKI	AX125B	2012	1.000	11,900,000	11,900,000
6329	701213 00106	SEPEDA MOTOR	KAWASAKI	AX125B	2011	1.000	11,700,000	11,700,000
6330	701213 00106	SEPEDA MOTOR	KAWASAKI	AX125B	2010	1.000	10,700,000	10,700,000
6331	701213 00106	SEPEDA MOTOR	KAWASAKI	AX125B	2009	1.000	10,200,000	10,200,000
6332	701213 00106	SEPEDA MOTOR	KAWASAKI	AX125B	2008	1.000	9,600,000	9,600,000
6333	701213 00127	SEPEDA MOTOR	KAWASAKI	AX125D (ATHLETE)	2015	1.000	12,600,000	12,600,000
6334	701213 00127	SEPEDA MOTOR	KAWASAKI	AX125D (ATHLETE)	2014	1.000	12,300,000	12,300,000
6335	701213 00127	SEPEDA MOTOR	KAWASAKI	AX125D (ATHLETE)	2013	1.000	12,200,000	12,200,000
6336	701213 00127	SEPEDA MOTOR	KAWASAKI	AX125D (ATHLETE)	2012	1.000	11,900,000	11,900,000
6337	701213 00144	SEPEDA MOTOR	KAWASAKI	AX125F	2017	1.000	13,200,000	13,200,000
6338	701213 00144	SEPEDA MOTOR	KAWASAKI	AX125F	2016	1.000	13,100,000	13,100,000
6339	701213 00144	SEPEDA MOTOR	KAWASAKI	AX125F	2015	1.000	13,000,000	13,000,000
6340	701213 00047	SEPEDA MOTOR	KAWASAKI	BINTER 100 CC, KH 100 ES	1986	1.000	2,600,000	2,600,000
6341	701213 00047	SEPEDA MOTOR	KAWASAKI	BINTER 100 CC, KH 100 ES	1985	1.000	2,500,000	2,500,000
6342	701213 00047	SEPEDA MOTOR	KAWASAKI	BINTER 100 CC, KH 100 ES	1984	1.000	2,400,000	2,400,000
6343	701213 00047	SEPEDA MOTOR	KAWASAKI	BINTER 100 CC, KH 100 ES	1983	1.000	2,300,000	2,300,000
6344	701213 00047	SEPEDA MOTOR	KAWASAKI	BINTER 100 CC, KH 100 ES	1982	1.000	2,200,000	2,200,000
6345	701213 00047	SEPEDA MOTOR	KAWASAKI	BINTER 100 CC, KH 100 ES	1981	1.000	2,100,000	2,100,000
6346	701213 00047	SEPEDA MOTOR	KAWASAKI	BINTER 100 CC, KH 100 ES	1980	1.000	2,000,000	2,000,000
6347	701213 00110	SEPEDA MOTOR	KAWASAKI	BINTER 100cc, KH 100 ES/ESK/L DX 100	1980	1.000	1,700,000	1,700,000
6348	701213 00048	SEPEDA MOTOR	KAWASAKI	BINTER 100 CC, KH 100 ESK	1986	1.000	2,600,000	2,600,000
6349	701213 00048	SEPEDA MOTOR	KAWASAKI	BINTER 100 CC, KH 100 ESK	1985	1.000	2,500,000	2,500,000
6350	701213 00048	SEPEDA MOTOR	KAWASAKI	BINTER 100 CC, KH 100 ESK	1984	1.000	2,400,000	2,400,000
6351	701213 00048	SEPEDA MOTOR	KAWASAKI	BINTER 100 CC, KH 100 ESK	1983	1.000	2,300,000	2,300,000
6352	701213 00048	SEPEDA MOTOR	KAWASAKI	BINTER 100 CC, KH 100 ESK	1982	1.000	2,200,000	2,200,000
6353	701213 00048	SEPEDA MOTOR	KAWASAKI	BINTER 100 CC, KH 100 ESK	1981	1.000	2,100,000	2,100,000
6354	701213 00048	SEPEDA MOTOR	KAWASAKI	BINTER 100 CC, KH 100 ESK	1980	1.000	2,000,000	2,000,000
6355	701213 00049	SEPEDA MOTOR	KAWASAKI	BINTER 100 CC, KH 100 L DX 100	1986	1.000	2,600,000	2,600,000
6356	701213 00049	SEPEDA MOTOR	KAWASAKI	BINTER 100 CC, KH 100 L DX 100	1985	1.000	2,500,000	2,500,000
6357	701213 00049	SEPEDA MOTOR	KAWASAKI	BINTER 100 CC, KH 100 L DX 100	1984	1.000	2,400,000	2,400,000
6358	701213 00049	SEPEDA MOTOR	KAWASAKI	BINTER 100 CC, KH 100 L DX 100	1983	1.000	2,300,000	2,300,000
6359	701213 00049	SEPEDA MOTOR	KAWASAKI	BINTER 100 CC, KH 100 L DX 100	1982	1.000	2,200,000	2,200,000
6360	701213 00049	SEPEDA MOTOR	KAWASAKI	BINTER 100 CC, KH 100 L DX 100	1981	1.000	2,100,000	2,100,000
6361	701213 00049	SEPEDA MOTOR	KAWASAKI	BINTER 100 CC, KH 100 L DX 100	1980	1.000	2,000,000	2,000,000
6362	701213 00050	SEPEDA MOTOR	KAWASAKI	BINTER AR 125	1987	1.000	3,100,000	3,100,000
6363	701213 00050	SEPEDA MOTOR	KAWASAKI	BINTER AR 125	1986	1.000	3,000,000	3,000,000
6364	701213 00050	SEPEDA MOTOR	KAWASAKI	BINTER AR 125	1985	1.000	2,900,000	2,900,000
6365	701213 00050	SEPEDA MOTOR	KAWASAKI	BINTER AR 125	1984	1.000	2,800,000	2,800,000
6366	701213 00050	SEPEDA MOTOR	KAWASAKI	BINTER AR 125	1983	1.000	2,700,000	2,700,000
6367	701213 00050	SEPEDA MOTOR	KAWASAKI	BINTER AR 125	1982	1.000	2,600,000	2,600,000
6368	701213 00050	SEPEDA MOTOR	KAWASAKI	BINTER AR 125	1981	1.000	2,500,000	2,500,000
6369	701213 00050	SEPEDA MOTOR	KAWASAKI	BINTER AR 125	1980	1.000	2,300,000	2,300,000
6370	701213 00051	SEPEDA MOTOR	KAWASAKI	BINTER GTO 110 CC	1987	1.000	2,900,000	2,900,000
6371	701213 00051	SEPEDA MOTOR	KAWASAKI	BINTER GTO 110 CC	1986	1.000	2,800,000	2,800,000
6372	701213 00051	SEPEDA MOTOR	KAWASAKI	BINTER GTO 110 CC	1985	1.000	2,700,000	2,700,000
6373	701213 00051	SEPEDA MOTOR	KAWASAKI	BINTER GTO 110 CC	1984	1.000	2,600,000	2,600,000
6374	701213 00051	SEPEDA MOTOR	KAWASAKI	BINTER GTO 110 CC	1983	1.000	2,500,000	2,500,000
6375	701213 00051	SEPEDA MOTOR	KAWASAKI	BINTER GTO 110 CC	1982	1.000	2,400,000	2,400,000
6376	701213 00051	SEPEDA MOTOR	KAWASAKI	BINTER GTO 110 CC	1981	1.000	2,300,000	2,300,000
6377	701213 00051	SEPEDA MOTOR	KAWASAKI	BINTER GTO 110 CC	1980	1.000	2,200,000	2,200,000
6378	701213 00052	SEPEDA MOTOR	KAWASAKI	BINTER JOY TYPE AN50 85 CC	1987	1.000	2,300,000	2,300,000
6379	701213 00052	SEPEDA MOTOR	KAWASAKI	BINTER JOY TYPE AN50 85 CC	1986	1.000	2,100,000	2,100,000
6380	701213 00052	SEPEDA MOTOR	KAWASAKI	BINTER JOY TYPE AN50 85 CC	1985	1.000	2,000,000	2,000,000
6381	701213 00052	SEPEDA MOTOR	KAWASAKI	BINTER JOY TYPE AN50 85 CC	1984	1.000	1,900,000	1,900,000
6382	701213 00052	SEPEDA MOTOR	KAWASAKI	BINTER JOY TYPE AN50 85 CC	1983	1.000	1,800,000	1,800,000
6383	701213 00052	SEPEDA MOTOR	KAWASAKI	BINTER JOY TYPE AN50 85 CC	1982	1.000	1,700,000	1,700,000
6384	701213 00054	SEPEDA MOTOR	KAWASAKI	BINTER JOY TYPE AN80B 85 CC	1987	1.000	2,300,000	2,300,000
6385	701213 00054	SEPEDA MOTOR	KAWASAKI	BINTER JOY TYPE AN80B 85 CC	1986	1.000	2,100,000	2,100,000

NO	KODING	JENIS	MEREK	TIPE	TH BUAT	BOBOT	NJKB	DP PKB
1	2	3	4	5	6	7	8	9
6386	701213 00054	SEPEDA MOTOR	KAWASAKI	BINTER JOY TYPE AN80B 85 CC	1985	1.000	2,000,000	2,000,000
6387	701213 00054	SEPEDA MOTOR	KAWASAKI	BINTER JOY TYPE AN80B 85 CC	1984	1.000	1,900,000	1,900,000
6388	701213 00054	SEPEDA MOTOR	KAWASAKI	BINTER JOY TYPE AN80B 85 CC	1983	1.000	1,800,000	1,800,000
6389	701213 00054	SEPEDA MOTOR	KAWASAKI	BINTER JOY TYPE AN80B 85 CC	1982	1.000	1,700,000	1,700,000
6390	701213 00053	SEPEDA MOTOR	KAWASAKI	BINTER JOY TYPE AN80 N103 85 CC	1987	1.000	2,300,000	2,300,000
6391	701213 00053	SEPEDA MOTOR	KAWASAKI	BINTER JOY TYPE AN80 N103 85 CC	1986	1.000	2,100,000	2,100,000
6392	701213 00053	SEPEDA MOTOR	KAWASAKI	BINTER JOY TYPE AN80 N103 85 CC	1985	1.000	2,000,000	2,000,000
6393	701213 00053	SEPEDA MOTOR	KAWASAKI	BINTER JOY TYPE AN80 N103 85 CC	1984	1.000	1,900,000	1,900,000
6394	701213 00053	SEPEDA MOTOR	KAWASAKI	BINTER JOY TYPE AN80 N103 85 CC	1983	1.000	1,800,000	1,800,000
6395	701213 00053	SEPEDA MOTOR	KAWASAKI	BINTER JOY TYPE AN80 N103 85 CC	1982	1.000	1,700,000	1,700,000
6396	701213 00055	SEPEDA MOTOR	KAWASAKI	BINTER KE 125cc	2004	1.000	11,300,000	11,300,000
6397	701213 00055	SEPEDA MOTOR	KAWASAKI	BINTER KE 125cc	2003	1.000	11,000,000	11,000,000
6398	701213 00055	SEPEDA MOTOR	KAWASAKI	BINTER KE 125cc	2002	1.000	10,800,000	10,800,000
6399	701213 00055	SEPEDA MOTOR	KAWASAKI	BINTER KE 125cc	2001	1.000	10,600,000	10,600,000
6400	701213 00055	SEPEDA MOTOR	KAWASAKI	BINTER KE 125cc	1980	1.000	2,200,000	2,200,000
6401	701213 00056	SEPEDA MOTOR	KAWASAKI	BINTER MERCY 200cc	1987	1.000	3,300,000	3,300,000
6402	701213 00056	SEPEDA MOTOR	KAWASAKI	BINTER MERCY 200cc	1986	1.000	3,200,000	3,200,000
6403	701213 00056	SEPEDA MOTOR	KAWASAKI	BINTER MERCY 200cc	1985	1.000	3,000,000	3,000,000
6404	701213 00056	SEPEDA MOTOR	KAWASAKI	BINTER MERCY 200cc	1984	1.000	2,900,000	2,900,000
6405	701213 00056	SEPEDA MOTOR	KAWASAKI	BINTER MERCY 200cc	1983	1.000	2,800,000	2,800,000
6406	701213 00056	SEPEDA MOTOR	KAWASAKI	BINTER MERCY 200cc	1982	1.000	2,700,000	2,700,000
6407	701213 00056	SEPEDA MOTOR	KAWASAKI	BINTER MERCY 200cc	1981	1.000	2,600,000	2,600,000
6408	701213 00056	SEPEDA MOTOR	KAWASAKI	BINTER MERCY 200cc	1980	1.000	2,500,000	2,500,000
6409	701213 00001	SEPEDA MOTOR	KAWASAKI	BJ175A	2019	1.000	21,000,000	21,000,000
6410	701213 00001	SEPEDA MOTOR	KAWASAKI	BJ175A	2018	1.000	20,000,000	20,000,000
6411	701213 00001	SEPEDA MOTOR	KAWASAKI	BJ175A	2017	1.000	19,000,000	19,000,000
6412	701213 00162	SEPEDA MOTOR	KAWASAKI	BJ175B	2019	1.000	23,200,000	23,200,000
6413	701213 00002	SEPEDA MOTOR	KAWASAKI	BJ250L	2019	1.000	55,900,000	55,900,000
6414	701213 00002	SEPEDA MOTOR	KAWASAKI	BJ250L	2018	1.000	53,200,000	53,200,000
6415	701213 00002	SEPEDA MOTOR	KAWASAKI	BJ250L	2017	1.000	50,600,000	50,600,000
6416	701213 00002	SEPEDA MOTOR	KAWASAKI	BJ250L	2016	1.000	48,100,000	48,100,000
6417	701213 00002	SEPEDA MOTOR	KAWASAKI	BJ250L	2015	1.000	45,700,000	45,700,000
6418	701213 00002	SEPEDA MOTOR	KAWASAKI	BJ250L	2014	1.000	43,500,000	43,500,000
6419	701213 00057	SEPEDA MOTOR	KAWASAKI	BN 175 CBU	2006	1.000	22,800,000	22,800,000
6420	701213 00057	SEPEDA MOTOR	KAWASAKI	BN 175 CBU	2005	1.000	21,600,000	21,600,000
6421	701213 00057	SEPEDA MOTOR	KAWASAKI	BN 175 CBU	2004	1.000	20,700,000	20,700,000
6422	701213 00057	SEPEDA MOTOR	KAWASAKI	BN 175 CBU	2003	1.000	19,800,000	19,800,000
6423	701213 00057	SEPEDA MOTOR	KAWASAKI	BN 175 CBU	2002	1.000	18,800,000	18,800,000
6424	701213 00057	SEPEDA MOTOR	KAWASAKI	BN 175 CBU	2001	1.000	18,500,000	18,500,000
6425	701213 00003	SEPEDA MOTOR	KAWASAKI	BR125H	2019	1.000	25,400,000	25,400,000
6426	701213 00003	SEPEDA MOTOR	KAWASAKI	BR125H	2018	1.000	24,200,000	24,200,000
6427	701213 00003	SEPEDA MOTOR	KAWASAKI	BR125H	2017	1.000	23,000,000	23,000,000
6428	701213 00003	SEPEDA MOTOR	KAWASAKI	BR125H	2016	1.000	21,900,000	21,900,000
6429	701213 00136	SEPEDA MOTOR	KAWASAKI	BR200A	2016	1.000	17,200,000	17,200,000
6430	701213 00136	SEPEDA MOTOR	KAWASAKI	BR200A	2015	1.000	16,800,000	16,800,000
6431	701213 00136	SEPEDA MOTOR	KAWASAKI	BR200A	2014	1.000	16,500,000	16,500,000
6432	701213 00136	SEPEDA MOTOR	KAWASAKI	BR200A	2013	1.000	16,400,000	16,400,000
6433	701213 00137	SEPEDA MOTOR	KAWASAKI	BR200A CKD	2016	1.000	15,700,000	15,700,000
6434	701213 00137	SEPEDA MOTOR	KAWASAKI	BR200A CKD	2015	1.000	15,200,000	15,200,000
6435	701213 00137	SEPEDA MOTOR	KAWASAKI	BR200A CKD	2014	1.000	14,700,000	14,700,000
6436	701213 00137	SEPEDA MOTOR	KAWASAKI	BR200A CKD	2013	1.000	12,600,000	12,600,000
6437	701213 00004	SEPEDA MOTOR	KAWASAKI	BR250E	2018	1.000	32,800,000	32,800,000
6438	701213 00004	SEPEDA MOTOR	KAWASAKI	BR250E	2017	1.000	32,200,000	32,200,000
6439	701213 00004	SEPEDA MOTOR	KAWASAKI	BR250E	2016	1.000	31,600,000	31,600,000
6440	701213 00004	SEPEDA MOTOR	KAWASAKI	BR250E	2015	1.000	31,000,000	31,000,000
6441	701213 00004	SEPEDA MOTOR	KAWASAKI	BR250E	2014	1.000	30,400,000	30,400,000
6442	701213 00143	SEPEDA MOTOR	KAWASAKI	BR250F	2016	1.000	33,800,000	33,800,000
6443	701213 00143	SEPEDA MOTOR	KAWASAKI	BR250F	2015	1.000	32,800,000	32,800,000
6444	701213 00143	SEPEDA MOTOR	KAWASAKI	BR250F	2014	1.000	32,100,000	32,100,000
6445	701213 00005	SEPEDA MOTOR	KAWASAKI	BX250A	2019	1.000	28,700,000	28,700,000
6446	701213 00005	SEPEDA MOTOR	KAWASAKI	BX250A	2018	1.000	27,300,000	27,300,000
6447	701213 00005	SEPEDA MOTOR	KAWASAKI	BX250A	2017	1.000	26,000,000	26,000,000
6448	701213 00005	SEPEDA MOTOR	KAWASAKI	BX250A	2016	1.000	24,700,000	24,700,000
6449	701213 00005	SEPEDA MOTOR	KAWASAKI	BX250A	2015	1.000	23,500,000	23,500,000
6450	701213 00005	SEPEDA MOTOR	KAWASAKI	BX250A	2014	1.000	22,400,000	22,400,000
6451	701213 00148	SEPEDA MOTOR	KAWASAKI	BX250B	2016	1.000	36,100,000	36,100,000
6452	701213 00148	SEPEDA MOTOR	KAWASAKI	BX250B	2015	1.000	35,400,000	35,400,000
6453	701213 00148	SEPEDA MOTOR	KAWASAKI	BX250B	2014	1.000	34,700,000	34,700,000
6454	701213 00006	SEPEDA MOTOR	KAWASAKI	EJ800A	2019	1.000	195,800,000	195,800,000
6455	701213 00006	SEPEDA MOTOR	KAWASAKI	EJ800A	2018	1.000	186,100,000	186,100,000
6456	701213 00006	SEPEDA MOTOR	KAWASAKI	EJ800A	2017	1.000	176,800,000	176,800,000
6457	701213 00006	SEPEDA MOTOR	KAWASAKI	EJ800A	2016	1.000	168,000,000	168,000,000
6458	701213 00058	SEPEDA MOTOR	KAWASAKI	ELIMINATOR 175 CC	2006	1.000	22,800,000	22,800,000
6459	701213 00058	SEPEDA MOTOR	KAWASAKI	ELIMINATOR 175 CC	2005	1.000	21,600,000	21,600,000
6460	701213 00058	SEPEDA MOTOR	KAWASAKI	ELIMINATOR 175 CC	2004	1.000	20,700,000	20,700,000
6461	701213 00058	SEPEDA MOTOR	KAWASAKI	ELIMINATOR 175 CC	2003	1.000	19,800,000	19,800,000
6462	701213 00058	SEPEDA MOTOR	KAWASAKI	ELIMINATOR 175 CC	2002	1.000	18,800,000	18,800,000
6463	701213 00058	SEPEDA MOTOR	KAWASAKI	ELIMINATOR 175 CC	2001	1.000	18,500,000	18,500,000
6464	701213 00059	SEPEDA MOTOR	KAWASAKI	ELIMINATOR 250	1986	1.000	26,000,000	26,000,000
6465	701213 00059	SEPEDA MOTOR	KAWASAKI	ELIMINATOR 250	1985	1.000	24,000,000	24,000,000
6466	701213 00059	SEPEDA MOTOR	KAWASAKI	ELIMINATOR 250	1984	1.000	22,000,000	22,000,000
6467	701213 00060	SEPEDA MOTOR	KAWASAKI	ELIMINATOR 600	1993	1.000	48,500,000	48,500,000
6468	701213 00060	SEPEDA MOTOR	KAWASAKI	ELIMINATOR 600	1988	1.000	30,000,000	30,000,000
6469	701213 00060	SEPEDA MOTOR	KAWASAKI	ELIMINATOR 600	1987	1.000	28,000,000	28,000,000
6470	701213 00061	SEPEDA MOTOR	KAWASAKI	EN 500	1993	1.000	66,400,000	66,400,000
6471	701213 00061	SEPEDA MOTOR	KAWASAKI	EN 500	1980	1.000	1,000,000	1,000,000
6472	701213 00150	SEPEDA MOTOR	KAWASAKI	EN650B	2017	1.000	117,200,000	117,200,000
6473	701213 00150	SEPEDA MOTOR	KAWASAKI	EN650B	2016	1.000	113,200,000	113,200,000
6474	701213 00150	SEPEDA MOTOR	KAWASAKI	EN650B	2015	1.000	106,700,000	106,700,000
6475	701213 00007	SEPEDA MOTOR	KAWASAKI	EN650D	2019	1.000	135,600,000	135,600,000

NO	KODING	JENIS	MEREK	TIPE	TH BUAT	BOBOT	NJKB	DP PKB
1	2	3	4	5	6	7	8	9
6476	701213 00007	SEPEDA MOTOR	KAWASAKI	EN650D	2018	1.000	128,900,000	128,900,000
6477	701213 00007	SEPEDA MOTOR	KAWASAKI	EN650D	2017	1.000	122,500,000	122,500,000
6478	701213 00008	SEPEDA MOTOR	KAWASAKI	ER250C	2019	1.000	42,000,000	42,000,000
6479	701213 00008	SEPEDA MOTOR	KAWASAKI	ER250C	2018	1.000	39,900,000	39,900,000
6480	701213 00008	SEPEDA MOTOR	KAWASAKI	ER250C	2016	1.000	36,000,000	36,000,000
6481	701213 00146	SEPEDA MOTOR	KAWASAKI	ER 250 C (Z250)	2017	1.000	33,300,000	33,300,000
6482	701213 00135	SEPEDA MOTOR	KAWASAKI	ER250C (Z250) M/T	2016	1.000	32,600,000	32,600,000
6483	701213 00135	SEPEDA MOTOR	KAWASAKI	ER250C (Z250) M/T	2015	1.000	31,900,000	31,900,000
6484	701213 00135	SEPEDA MOTOR	KAWASAKI	ER250C (Z250) M/T	2014	1.000	31,300,000	31,300,000
6485	701213 00135	SEPEDA MOTOR	KAWASAKI	ER250C (Z250) M/T	2013	1.000	30,700,000	30,700,000
6486	701213 00009	SEPEDA MOTOR	KAWASAKI	ER250D	2019	1.000	47,300,000	47,300,000
6487	701213 00009	SEPEDA MOTOR	KAWASAKI	ER250D	2018	1.000	45,000,000	45,000,000
6488	701213 00009	SEPEDA MOTOR	KAWASAKI	ER250D	2017	1.000	42,800,000	42,800,000
6489	701213 00009	SEPEDA MOTOR	KAWASAKI	ER250D	2016	1.000	40,700,000	40,700,000
6490	701213 00009	SEPEDA MOTOR	KAWASAKI	ER250D	2015	1.000	38,700,000	38,700,000
6491	701213 00151	SEPEDA MOTOR	KAWASAKI	ER650E	2016	1.000	76,700,000	76,700,000
6492	701213 00121	SEPEDA MOTOR	KAWASAKI	ER 650 E (ER-6n) M/T	2015	1.000	78,400,000	78,400,000
6493	701213 00121	SEPEDA MOTOR	KAWASAKI	ER 650 E (ER-6n) M/T	2014	1.000	74,500,000	74,500,000
6494	701213 00121	SEPEDA MOTOR	KAWASAKI	ER 650 E (ER-6n) M/T	2013	1.000	70,800,000	70,800,000
6495	701213 00121	SEPEDA MOTOR	KAWASAKI	ER 650 E (ER-6n) M/T	2012	1.000	67,200,000	67,200,000
6496	701213 00121	SEPEDA MOTOR	KAWASAKI	ER 650 E (ER-6n) M/T	2011	1.000	63,900,000	63,900,000
6497	701213 00152	SEPEDA MOTOR	KAWASAKI	ER650F	2017	1.000	100,900,000	100,900,000
6498	701213 00152	SEPEDA MOTOR	KAWASAKI	ER650F	2016	1.000	95,900,000	95,900,000
6499	701213 00128	SEPEDA MOTOR	KAWASAKI	ER650F (ER-6N ABS)	2015	1.000	82,800,000	82,800,000
6500	701213 00128	SEPEDA MOTOR	KAWASAKI	ER650F (ER-6N ABS)	2014	1.000	78,700,000	78,700,000
6501	701213 00128	SEPEDA MOTOR	KAWASAKI	ER650F (ER-6N ABS)	2013	1.000	74,700,000	74,700,000
6502	701213 00010	SEPEDA MOTOR	KAWASAKI	ER650H	2019	1.000	125,000,000	125,000,000
6503	701213 00010	SEPEDA MOTOR	KAWASAKI	ER650H	2018	1.000	118,800,000	118,800,000
6504	701213 00010	SEPEDA MOTOR	KAWASAKI	ER650H	2017	1.000	112,900,000	112,900,000
6505	701213 00107	SEPEDA MOTOR	KAWASAKI	EX250J	2012	1.000	37,500,000	37,500,000
6506	701213 00107	SEPEDA MOTOR	KAWASAKI	EX250J	2011	1.000	37,000,000	37,000,000
6507	701213 00107	SEPEDA MOTOR	KAWASAKI	EX250J	2010	1.000	36,500,000	36,500,000
6508	701213 00107	SEPEDA MOTOR	KAWASAKI	EX250J	2009	1.000	36,000,000	36,000,000
6509	701213 00107	SEPEDA MOTOR	KAWASAKI	EX250J	2008	1.000	35,100,000	35,100,000
6510	701213 00011	SEPEDA MOTOR	KAWASAKI	EX250L	2018	1.000	46,600,000	46,600,000
6511	701213 00011	SEPEDA MOTOR	KAWASAKI	EX250L	2017	1.000	45,300,000	45,300,000
6512	701213 00011	SEPEDA MOTOR	KAWASAKI	EX250L	2016	1.000	44,000,000	44,000,000
6513	701213 00011	SEPEDA MOTOR	KAWASAKI	EX250L	2015	1.000	42,700,000	42,700,000
6514	701213 00120	SEPEDA MOTOR	KAWASAKI	EX250L (NINJA 250)	2016	1.000	40,600,000	40,600,000
6515	701213 00120	SEPEDA MOTOR	KAWASAKI	EX250L (NINJA 250)	2015	1.000	39,400,000	39,400,000
6516	701213 00120	SEPEDA MOTOR	KAWASAKI	EX250L (NINJA 250)	2014	1.000	38,200,000	38,200,000
6517	701213 00120	SEPEDA MOTOR	KAWASAKI	EX250L (NINJA 250)	2013	1.000	36,400,000	36,400,000
6518	701213 00120	SEPEDA MOTOR	KAWASAKI	EX250L (NINJA 250)	2012	1.000	34,600,000	34,600,000
6519	701213 00012	SEPEDA MOTOR	KAWASAKI	EX250L VARIAN 1	2018	1.000	49,700,000	49,700,000
6520	701213 00012	SEPEDA MOTOR	KAWASAKI	EX250L VARIAN 1	2017	1.000	42,100,000	42,100,000
6521	701213 00153	SEPEDA MOTOR	KAWASAKI	EX250M	2017	1.000	46,400,000	46,400,000
6522	701213 00153	SEPEDA MOTOR	KAWASAKI	EX250M	2016	1.000	42,800,000	42,800,000
6523	701213 00153	SEPEDA MOTOR	KAWASAKI	EX250M	2015	1.000	37,800,000	37,800,000
6524	701213 00126	SEPEDA MOTOR	KAWASAKI	EX250M (NINJA 250 ABS)	2016	1.000	45,500,000	45,500,000
6525	701213 00126	SEPEDA MOTOR	KAWASAKI	EX250M (NINJA 250 ABS)	2015	1.000	44,000,000	44,000,000
6526	701213 00126	SEPEDA MOTOR	KAWASAKI	EX250M (NINJA 250 ABS)	2014	1.000	41,800,000	41,800,000
6527	701213 00126	SEPEDA MOTOR	KAWASAKI	EX250M (NINJA 250 ABS)	2013	1.000	39,700,000	39,700,000
6528	701213 00126	SEPEDA MOTOR	KAWASAKI	EX250M (NINJA 250 ABS)	2012	1.000	37,700,000	37,700,000
6529	701213 00013	SEPEDA MOTOR	KAWASAKI	EX250S	2019	1.000	48,300,000	48,300,000
6530	701213 00013	SEPEDA MOTOR	KAWASAKI	EX250S	2018	1.000	45,900,000	45,900,000
6531	701213 00014	SEPEDA MOTOR	KAWASAKI	EX250T	2019	1.000	56,100,000	56,100,000
6532	701213 00014	SEPEDA MOTOR	KAWASAKI	EX250T	2018	1.000	53,300,000	53,300,000
6533	701213 00015	SEPEDA MOTOR	KAWASAKI	EX250V	2019	1.000	50,200,000	50,200,000
6534	701213 00015	SEPEDA MOTOR	KAWASAKI	EX250V	2018	1.000	47,700,000	47,700,000
6535	701213 00160	SEPEDA MOTOR	KAWASAKI	EX250W	2019	1.000	57,000,000	57,000,000
6536	701213 00161	SEPEDA MOTOR	KAWASAKI	EX250X	2019	1.000	51,500,000	51,500,000
6537	701213 00016	SEPEDA MOTOR	KAWASAKI	EX250M	2018	1.000	56,100,000	56,100,000
6538	701213 00145	SEPEDA MOTOR	KAWASAKI	EX300A	2016	1.000	62,700,000	62,700,000
6539	701213 00145	SEPEDA MOTOR	KAWASAKI	EX300A	2015	1.000	61,400,000	61,400,000
6540	701213 00154	SEPEDA MOTOR	KAWASAKI	EX650E	2016	1.000	80,500,000	80,500,000
6541	701213 00122	SEPEDA MOTOR	KAWASAKI	EX 650 E (NINJA 650) M/T	2015	1.000	82,200,000	82,200,000
6542	701213 00122	SEPEDA MOTOR	KAWASAKI	EX 650 E (NINJA 650) M/T	2014	1.000	78,100,000	78,100,000
6543	701213 00122	SEPEDA MOTOR	KAWASAKI	EX 650 E (NINJA 650) M/T	2013	1.000	74,200,000	74,200,000
6544	701213 00122	SEPEDA MOTOR	KAWASAKI	EX 650 E (NINJA 650) M/T	2012	1.000	70,500,000	70,500,000
6545	701213 00122	SEPEDA MOTOR	KAWASAKI	EX 650 E (NINJA 650) M/T	2011	1.000	67,000,000	67,000,000
6546	701213 00155	SEPEDA MOTOR	KAWASAKI	EX650F	2017	1.000	105,000,000	105,000,000
6547	701213 00155	SEPEDA MOTOR	KAWASAKI	EX650F	2016	1.000	99,000,000	99,000,000
6548	701213 00129	SEPEDA MOTOR	KAWASAKI	EX650F (NINJA 650 ABS)	2015	1.000	89,000,000	89,000,000
6549	701213 00129	SEPEDA MOTOR	KAWASAKI	EX650F (NINJA 650 ABS)	2014	1.000	84,600,000	84,600,000
6550	701213 00129	SEPEDA MOTOR	KAWASAKI	EX650F (NINJA 650 ABS)	2013	1.000	80,300,000	80,300,000
6551	701213 00017	SEPEDA MOTOR	KAWASAKI	EX650K	2019	1.000	120,900,000	120,900,000
6552	701213 00017	SEPEDA MOTOR	KAWASAKI	EX650K	2018	1.000	114,900,000	114,900,000
6553	701213 90051	SEPEDA MOTOR	KAWASAKI	EX250W	2019	1.000	57,100,000	57,100,000
6554	701213 90052	SEPEDA MOTOR	KAWASAKI	EX250X	2019	1.000	51,500,000	51,500,000
6555	701213 00062	SEPEDA MOTOR	KAWASAKI	G 37	1990	1.000	28,000,000	28,000,000
6556	701213 00062	SEPEDA MOTOR	KAWASAKI	G 37	1989	1.000	25,000,000	25,000,000
6557	701213 00062	SEPEDA MOTOR	KAWASAKI	G 37	1980	1.000	1,200,000	1,200,000
6558	701213 00063	SEPEDA MOTOR	KAWASAKI	GPZ 1100	1990	1.000	70,200,000	70,200,000
6559	701213 00063	SEPEDA MOTOR	KAWASAKI	GPZ 1100	1989	1.000	46,400,000	46,400,000
6560	701213 00064	SEPEDA MOTOR	KAWASAKI	GPZ 500	2004	1.000	25,400,000	25,400,000
6561	701213 00064	SEPEDA MOTOR	KAWASAKI	GPZ 500	2003	1.000	23,600,000	23,600,000
6562	701213 00064	SEPEDA MOTOR	KAWASAKI	GPZ 500	2002	1.000	23,000,000	23,000,000
6563	701213 00065	SEPEDA MOTOR	KAWASAKI	K 150 K	2006	1.000	9,000,000	9,000,000
6564	701213 00065	SEPEDA MOTOR	KAWASAKI	K 150 K	2005	1.000	8,600,000	8,600,000
6565	701213 00065	SEPEDA MOTOR	KAWASAKI	K 150 K	2004	1.000	8,400,000	8,400,000

NO	KODING	JENIS	MEREK	TIPE	TH BUAT	BOBOT	NJKB	DP PKB
1	2	3	4	5	6	7	8	9
6566	701213 00065	SEPEDA MOTOR	KAWASAKI	K 150 K	2003	1.000	8,300,000	8,300,000
6567	701213 00065	SEPEDA MOTOR	KAWASAKI	K 150 K	2002	1.000	8,200,000	8,200,000
6568	701213 00112	SEPEDA MOTOR	KAWASAKI	K 2F 500cc	1980	1.000	1,600,000	1,600,000
6569	701213 00066	SEPEDA MOTOR	KAWASAKI	KAZE - E 110 (110cc)	2005	1.000	8,500,000	8,500,000
6570	701213 00066	SEPEDA MOTOR	KAWASAKI	KAZE - E 110 (110cc)	2004	1.000	8,500,000	8,500,000
6571	701213 00066	SEPEDA MOTOR	KAWASAKI	KAZE - E 110 (110cc)	2003	1.000	8,400,000	8,400,000
6572	701213 00066	SEPEDA MOTOR	KAWASAKI	KAZE - E 110 (110cc)	2002	1.000	8,300,000	8,300,000
6573	701213 00066	SEPEDA MOTOR	KAWASAKI	KAZE - E 110 (110cc)	2001	1.000	8,200,000	8,200,000
6574	701213 00066	SEPEDA MOTOR	KAWASAKI	KAZE - E 110 (110cc)	2000	1.000	7,300,000	7,300,000
6575	701213 00066	SEPEDA MOTOR	KAWASAKI	KAZE - E 110 (110cc)	1999	1.000	6,300,000	6,300,000
6576	701213 00066	SEPEDA MOTOR	KAWASAKI	KAZE - E 110 (110cc)	1998	1.000	5,100,000	5,100,000
6577	701213 00066	SEPEDA MOTOR	KAWASAKI	KAZE - E 110 (110cc)	1997	1.000	4,200,000	4,200,000
6578	701213 00066	SEPEDA MOTOR	KAWASAKI	KAZE - E 110 (110cc)	1996	1.000	4,000,000	4,000,000
6579	701213 00066	SEPEDA MOTOR	KAWASAKI	KAZE - E 110 (110cc)	1995	1.000	3,700,000	3,700,000
6580	701213 00066	SEPEDA MOTOR	KAWASAKI	KAZE - E 110 (110cc)	1994	1.000	3,500,000	3,500,000
6581	701213 00067	SEPEDA MOTOR	KAWASAKI	KAZE - E 110 K (110CC)	2005	1.000	8,500,000	8,500,000
6582	701213 00067	SEPEDA MOTOR	KAWASAKI	KAZE - E 110 K (110CC)	2004	1.000	8,400,000	8,400,000
6583	701213 00067	SEPEDA MOTOR	KAWASAKI	KAZE - E 110 K (110CC)	2003	1.000	7,600,000	7,600,000
6584	701213 00067	SEPEDA MOTOR	KAWASAKI	KAZE - E 110 K (110CC)	2002	1.000	7,400,000	7,400,000
6585	701213 00067	SEPEDA MOTOR	KAWASAKI	KAZE - E 110 K (110CC)	2001	1.000	6,600,000	6,600,000
6586	701213 00067	SEPEDA MOTOR	KAWASAKI	KAZE - E 110 K (110CC)	2000	1.000	6,400,000	6,400,000
6587	701213 00067	SEPEDA MOTOR	KAWASAKI	KAZE - E 110 K (110CC)	1999	1.000	6,300,000	6,300,000
6588	701213 00067	SEPEDA MOTOR	KAWASAKI	KAZE - E 110 K (110CC)	1998	1.000	5,100,000	5,100,000
6589	701213 00067	SEPEDA MOTOR	KAWASAKI	KAZE - E 110 K (110CC)	1997	1.000	4,200,000	4,200,000
6590	701213 00067	SEPEDA MOTOR	KAWASAKI	KAZE - E 110 K (110CC)	1996	1.000	4,000,000	4,000,000
6591	701213 00067	SEPEDA MOTOR	KAWASAKI	KAZE - E 110 K (110CC)	1995	1.000	3,700,000	3,700,000
6592	701213 00067	SEPEDA MOTOR	KAWASAKI	KAZE - E 110 K (110CC)	1994	1.000	3,500,000	3,500,000
6593	701213 00068	SEPEDA MOTOR	KAWASAKI	KAZE - R 110	2005	1.000	8,900,000	8,900,000
6594	701213 00068	SEPEDA MOTOR	KAWASAKI	KAZE - R 110	2004	1.000	8,800,000	8,800,000
6595	701213 00068	SEPEDA MOTOR	KAWASAKI	KAZE - R 110	2003	1.000	8,700,000	8,700,000
6596	701213 00068	SEPEDA MOTOR	KAWASAKI	KAZE - R 110	2002	1.000	8,600,000	8,600,000
6597	701213 00068	SEPEDA MOTOR	KAWASAKI	KAZE - R 110	2001	1.000	8,300,000	8,300,000
6598	701213 00068	SEPEDA MOTOR	KAWASAKI	KAZE - R 110	2000	1.000	6,800,000	6,800,000
6599	701213 00068	SEPEDA MOTOR	KAWASAKI	KAZE - R 110	1999	1.000	5,800,000	5,800,000
6600	701213 00068	SEPEDA MOTOR	KAWASAKI	KAZE - R 110	1998	1.000	4,900,000	4,900,000
6601	701213 00068	SEPEDA MOTOR	KAWASAKI	KAZE - R 110	1997	1.000	4,400,000	4,400,000
6602	701213 00068	SEPEDA MOTOR	KAWASAKI	KAZE - R 110	1996	1.000	4,100,000	4,100,000
6603	701213 00068	SEPEDA MOTOR	KAWASAKI	KAZE - R 110	1995	1.000	3,800,000	3,800,000
6604	701213 00069	SEPEDA MOTOR	KAWASAKI	KAZE - R 110 - REK	2005	1.000	8,900,000	8,900,000
6605	701213 00069	SEPEDA MOTOR	KAWASAKI	KAZE - R 110 - REK	2004	1.000	8,800,000	8,800,000
6606	701213 00069	SEPEDA MOTOR	KAWASAKI	KAZE - R 110 - REK	2003	1.000	8,700,000	8,700,000
6607	701213 00069	SEPEDA MOTOR	KAWASAKI	KAZE - R 110 - REK	2002	1.000	8,600,000	8,600,000
6608	701213 00069	SEPEDA MOTOR	KAWASAKI	KAZE - R 110 - REK	2001	1.000	8,300,000	8,300,000
6609	701213 00069	SEPEDA MOTOR	KAWASAKI	KAZE - R 110 - REK	2000	1.000	6,800,000	6,800,000
6610	701213 00069	SEPEDA MOTOR	KAWASAKI	KAZE - R 110 - REK	1999	1.000	5,800,000	5,800,000
6611	701213 00069	SEPEDA MOTOR	KAWASAKI	KAZE - R 110 - REK	1998	1.000	4,900,000	4,900,000
6612	701213 00069	SEPEDA MOTOR	KAWASAKI	KAZE - R 110 - REK	1997	1.000	4,400,000	4,400,000
6613	701213 00069	SEPEDA MOTOR	KAWASAKI	KAZE - R 110 - REK	1996	1.000	4,100,000	4,100,000
6614	701213 00069	SEPEDA MOTOR	KAWASAKI	KAZE - R 110 - REK	1995	1.000	3,800,000	3,800,000
6615	701213 00070	SEPEDA MOTOR	KAWASAKI	KAZE - R 110 - RK	2005	1.000	8,900,000	8,900,000
6616	701213 00070	SEPEDA MOTOR	KAWASAKI	KAZE - R 110 - RK	2004	1.000	8,800,000	8,800,000
6617	701213 00070	SEPEDA MOTOR	KAWASAKI	KAZE - R 110 - RK	2003	1.000	8,700,000	8,700,000
6618	701213 00070	SEPEDA MOTOR	KAWASAKI	KAZE - R 110 - RK	2002	1.000	8,600,000	8,600,000
6619	701213 00070	SEPEDA MOTOR	KAWASAKI	KAZE - R 110 - RK	2001	1.000	8,300,000	8,300,000
6620	701213 00070	SEPEDA MOTOR	KAWASAKI	KAZE - R 110 - RK	2000	1.000	6,800,000	6,800,000
6621	701213 00070	SEPEDA MOTOR	KAWASAKI	KAZE - R 110 - RK	1999	1.000	5,800,000	5,800,000
6622	701213 00070	SEPEDA MOTOR	KAWASAKI	KAZE - R 110 - RK	1998	1.000	4,900,000	4,900,000
6623	701213 00070	SEPEDA MOTOR	KAWASAKI	KAZE - R 110 - RK	1997	1.000	4,400,000	4,400,000
6624	701213 00070	SEPEDA MOTOR	KAWASAKI	KAZE - R 110 - RK	1996	1.000	4,100,000	4,100,000
6625	701213 00070	SEPEDA MOTOR	KAWASAKI	KAZE - R 110 - RK	1995	1.000	3,800,000	3,800,000
6626	701213 00071	SEPEDA MOTOR	KAWASAKI	KAZE RR	2004	1.000	9,500,000	9,500,000
6627	701213 00071	SEPEDA MOTOR	KAWASAKI	KAZE RR	2003	1.000	9,400,000	9,400,000
6628	701213 00071	SEPEDA MOTOR	KAWASAKI	KAZE RR	2002	1.000	9,200,000	9,200,000
6629	701213 00071	SEPEDA MOTOR	KAWASAKI	KAZE RR	2001	1.000	8,900,000	8,900,000
6630	701213 00071	SEPEDA MOTOR	KAWASAKI	KAZE RR	2000	1.000	8,700,000	8,700,000
6631	701213 00071	SEPEDA MOTOR	KAWASAKI	KAZE RR	1999	1.000	7,900,000	7,900,000
6632	701213 00119	SEPEDA MOTOR	KAWASAKI	KL110C (KSR110)	2015	1.000	19,200,000	19,200,000
6633	701213 00119	SEPEDA MOTOR	KAWASAKI	KL110C (KSR110)	2014	1.000	18,300,000	18,300,000
6634	701213 00119	SEPEDA MOTOR	KAWASAKI	KL110C (KSR110)	2013	1.000	17,300,000	17,300,000
6635	701213 00119	SEPEDA MOTOR	KAWASAKI	KL110C (KSR110)	2012	1.000	16,300,000	16,300,000
6636	701213 00119	SEPEDA MOTOR	KAWASAKI	KL110C (KSR110)	2011	1.000	15,300,000	15,300,000
6637	701213 00156	SEPEDA MOTOR	KAWASAKI	KL110D	2017	1.000	15,700,000	15,700,000
6638	701213 00156	SEPEDA MOTOR	KAWASAKI	KL110D	2016	1.000	14,900,000	14,900,000
6639	701213 00133	SEPEDA MOTOR	KAWASAKI	KL110D (KSR110)	2015	1.000	15,500,000	15,500,000
6640	701213 00133	SEPEDA MOTOR	KAWASAKI	KL110D (KSR110)	2014	1.000	14,700,000	14,700,000
6641	701213 00133	SEPEDA MOTOR	KAWASAKI	KL110D (KSR110)	2013	1.000	14,000,000	14,000,000
6642	701213 00018	SEPEDA MOTOR	KAWASAKI	KL110E	2019	1.000	21,000,000	21,000,000
6643	701213 00018	SEPEDA MOTOR	KAWASAKI	KL110E	2018	1.000	20,000,000	20,000,000
6644	701213 00018	SEPEDA MOTOR	KAWASAKI	KL110E	2017	1.000	19,000,000	19,000,000
6645	701213 00018	SEPEDA MOTOR	KAWASAKI	KL110E	2016	1.000	18,100,000	18,100,000
6646	701213 00138	SEPEDA MOTOR	KAWASAKI	KL110E (KSR 110)	2015	1.000	17,000,000	17,000,000
6647	701213 00138	SEPEDA MOTOR	KAWASAKI	KL110E (KSR 110)	2014	1.000	16,200,000	16,200,000
6648	701213 00138	SEPEDA MOTOR	KAWASAKI	KL110E (KSR 110)	2013	1.000	15,300,000	15,300,000
6649	701213 00072	SEPEDA MOTOR	KAWASAKI	KLE 500	1985	1.000	16,000,000	16,000,000
6650	701213 00072	SEPEDA MOTOR	KAWASAKI	KLE 500	1984	1.000	14,000,000	14,000,000
6651	701213 00073	SEPEDA MOTOR	KAWASAKI	KLR 650	1993	1.000	47,100,000	47,100,000
6652	701213 00073	SEPEDA MOTOR	KAWASAKI	KLR 650	1992	1.000	42,800,000	42,800,000
6653	701213 00073	SEPEDA MOTOR	KAWASAKI	KLR 650	1991	1.000	35,100,000	35,100,000
6654	701213 00073	SEPEDA MOTOR	KAWASAKI	KLR 650	1990	1.000	31,600,000	31,600,000
6655	701213 00073	SEPEDA MOTOR	KAWASAKI	KLR 650	1989	1.000	29,000,000	29,000,000

NO	KODING	JENIS	MEREK	TIPE	TH BUAT	BOBOT	NJKB	DP PKB
1	2	3	4	5	6	7	8	9
6656	701213 00073	SEPEDA MOTOR	KAWASAKI	KLR 650	1985	1.000	17,000,000	17,000,000
6657	701213 00074	SEPEDA MOTOR	KAWASAKI	KLX 650	2003	1.000	23,600,000	23,600,000
6658	701213 00074	SEPEDA MOTOR	KAWASAKI	KLX 650	2002	1.000	23,000,000	23,000,000
6659	701213 00074	SEPEDA MOTOR	KAWASAKI	KLX 650	2001	1.000	22,400,000	22,400,000
6660	701213 00075	SEPEDA MOTOR	KAWASAKI	KR 150 K (CBU)	2010	1.000	31,300,000	31,300,000
6661	701213 00075	SEPEDA MOTOR	KAWASAKI	KR 150 K (CBU)	2009	1.000	29,800,000	29,800,000
6662	701213 00075	SEPEDA MOTOR	KAWASAKI	KR 150 K (CBU)	2008	1.000	28,400,000	28,400,000
6663	701213 00075	SEPEDA MOTOR	KAWASAKI	KR 150 K (CBU)	2007	1.000	27,000,000	27,000,000
6664	701213 00075	SEPEDA MOTOR	KAWASAKI	KR 150 K (CBU)	2006	1.000	25,800,000	25,800,000
6665	701213 00075	SEPEDA MOTOR	KAWASAKI	KR 150 K (CBU)	2005	1.000	24,600,000	24,600,000
6666	701213 00075	SEPEDA MOTOR	KAWASAKI	KR 150 K (CBU)	2004	1.000	23,400,000	23,400,000
6667	701213 00075	SEPEDA MOTOR	KAWASAKI	KR 150 K (CBU)	2003	1.000	23,000,000	23,000,000
6668	701213 00075	SEPEDA MOTOR	KAWASAKI	KR 150 K (CBU)	2002	1.000	22,600,000	22,600,000
6669	701213 00076	SEPEDA MOTOR	KAWASAKI	KR 150K (NINJA RR) CKD	2012	1.000	25,900,000	25,900,000
6670	701213 00076	SEPEDA MOTOR	KAWASAKI	KR 150K (NINJA RR) CKD	2011	1.000	25,700,000	25,700,000
6671	701213 00076	SEPEDA MOTOR	KAWASAKI	KR 150K (NINJA RR) CKD	2010	1.000	25,200,000	25,200,000
6672	701213 00076	SEPEDA MOTOR	KAWASAKI	KR 150K (NINJA RR) CKD	2009	1.000	24,500,000	24,500,000
6673	701213 00076	SEPEDA MOTOR	KAWASAKI	KR 150K (NINJA RR) CKD	2008	1.000	23,100,000	23,100,000
6674	701213 00076	SEPEDA MOTOR	KAWASAKI	KR 150K (NINJA RR) CKD	2007	1.000	17,400,000	17,400,000
6675	701213 00076	SEPEDA MOTOR	KAWASAKI	KR 150K (NINJA RR) CKD	2006	1.000	16,700,000	16,700,000
6676	701213 00078	SEPEDA MOTOR	KAWASAKI	KR 150L (NINJA R) CKD	2015	1.000	23,400,000	23,400,000
6677	701213 00078	SEPEDA MOTOR	KAWASAKI	KR 150L (NINJA R) CKD	2014	1.000	22,200,000	22,200,000
6678	701213 00078	SEPEDA MOTOR	KAWASAKI	KR 150L (NINJA R) CKD	2013	1.000	21,100,000	21,100,000
6679	701213 00078	SEPEDA MOTOR	KAWASAKI	KR 150L (NINJA R) CKD	2012	1.000	20,000,000	20,000,000
6680	701213 00078	SEPEDA MOTOR	KAWASAKI	KR 150L (NINJA R) CKD	2011	1.000	19,600,000	19,600,000
6681	701213 00078	SEPEDA MOTOR	KAWASAKI	KR 150L (NINJA R) CKD	2010	1.000	19,200,000	19,200,000
6682	701213 00078	SEPEDA MOTOR	KAWASAKI	KR 150L (NINJA R) CKD	2009	1.000	18,700,000	18,700,000
6683	701213 00078	SEPEDA MOTOR	KAWASAKI	KR 150L (NINJA R) CKD	2008	1.000	17,700,000	17,700,000
6684	701213 00078	SEPEDA MOTOR	KAWASAKI	KR 150L (NINJA R) CKD	2007	1.000	15,400,000	15,400,000
6685	701213 00078	SEPEDA MOTOR	KAWASAKI	KR 150L (NINJA R) CKD	2006	1.000	14,700,000	14,700,000
6686	701213 00079	SEPEDA MOTOR	KAWASAKI	KR 150M (NINJA) CKD	2011	1.000	17,200,000	17,200,000
6687	701213 00079	SEPEDA MOTOR	KAWASAKI	KR 150M (NINJA) CKD	2010	1.000	17,000,000	17,000,000
6688	701213 00079	SEPEDA MOTOR	KAWASAKI	KR 150M (NINJA) CKD	2009	1.000	16,200,000	16,200,000
6689	701213 00079	SEPEDA MOTOR	KAWASAKI	KR 150M (NINJA) CKD	2008	1.000	15,300,000	15,300,000
6690	701213 00079	SEPEDA MOTOR	KAWASAKI	KR 150M (NINJA) CKD	2007	1.000	13,400,000	13,400,000
6691	701213 00079	SEPEDA MOTOR	KAWASAKI	KR 150M (NINJA) CKD	2006	1.000	12,800,000	12,800,000
6692	701213 00080	SEPEDA MOTOR	KAWASAKI	KR 150 N (NINJA SS)	2015	1.000	21,100,000	21,100,000
6693	701213 00080	SEPEDA MOTOR	KAWASAKI	KR 150 N (NINJA SS)	2014	1.000	20,700,000	20,700,000
6694	701213 00080	SEPEDA MOTOR	KAWASAKI	KR 150 N (NINJA SS)	2013	1.000	20,600,000	20,600,000
6695	701213 00080	SEPEDA MOTOR	KAWASAKI	KR 150 N (NINJA SS)	2012	1.000	19,600,000	19,600,000
6696	701213 00080	SEPEDA MOTOR	KAWASAKI	KR 150 N (NINJA SS)	2011	1.000	19,100,000	19,100,000
6697	701213 00080	SEPEDA MOTOR	KAWASAKI	KR 150 N (NINJA SS)	2010	1.000	18,700,000	18,700,000
6698	701213 00077	SEPEDA MOTOR	KAWASAKI	KR 150 P (NINJA-RR)	2015	1.000	28,500,000	28,500,000
6699	701213 00077	SEPEDA MOTOR	KAWASAKI	KR 150 P (NINJA-RR)	2014	1.000	28,100,000	28,100,000
6700	701213 00077	SEPEDA MOTOR	KAWASAKI	KR 150 P (NINJA-RR)	2013	1.000	28,000,000	28,000,000
6701	701213 00077	SEPEDA MOTOR	KAWASAKI	KR 150 P (NINJA-RR)	2012	1.000	27,000,000	27,000,000
6702	701213 00081	SEPEDA MOTOR	KAWASAKI	KRRZX 150 (CBU)	2003	1.000	23,400,000	23,400,000
6703	701213 00081	SEPEDA MOTOR	KAWASAKI	KRRZX 150 (CBU)	2002	1.000	23,000,000	23,000,000
6704	701213 00083	SEPEDA MOTOR	KAWASAKI	KZ 1000	2004	1.000	16,400,000	16,400,000
6705	701213 00083	SEPEDA MOTOR	KAWASAKI	KZ 1000	2003	1.000	16,300,000	16,300,000
6706	701213 00083	SEPEDA MOTOR	KAWASAKI	KZ 1000	2002	1.000	15,900,000	15,900,000
6707	701213 00083	SEPEDA MOTOR	KAWASAKI	KZ 1000	2001	1.000	15,400,000	15,400,000
6708	701213 00083	SEPEDA MOTOR	KAWASAKI	KZ 1000	2000	1.000	15,100,000	15,100,000
6709	701213 00083	SEPEDA MOTOR	KAWASAKI	KZ 1000	1999	1.000	12,100,000	12,100,000
6710	701213 00083	SEPEDA MOTOR	KAWASAKI	KZ 1000	1998	1.000	9,700,000	9,700,000
6711	701213 00082	SEPEDA MOTOR	KAWASAKI	KZ 100 CBU EKS APEC MEETING	1994	1.000	24,900,000	24,900,000
6712	701213 00019	SEPEDA MOTOR	KAWASAKI	LE250B	2019	1.000	57,000,000	57,000,000
6713	701213 00019	SEPEDA MOTOR	KAWASAKI	LE250B	2018	1.000	54,200,000	54,200,000
6714	701213 00019	SEPEDA MOTOR	KAWASAKI	LE250B	2017	1.000	51,500,000	51,500,000
6715	701213 00020	SEPEDA MOTOR	KAWASAKI	LE250C	2019	1.000	48,600,000	48,600,000
6716	701213 00020	SEPEDA MOTOR	KAWASAKI	LE250C	2018	1.000	46,200,000	46,200,000
6717	701213 00020	SEPEDA MOTOR	KAWASAKI	LE250C	2017	1.000	43,900,000	43,900,000
6718	701213 00157	SEPEDA MOTOR	KAWASAKI	LE650C	2016	1.000	106,100,000	106,100,000
6719	701213 00130	SEPEDA MOTOR	KAWASAKI	LE650C (VERSYS)	2015	1.000	92,700,000	92,700,000
6720	701213 00130	SEPEDA MOTOR	KAWASAKI	LE650C (VERSYS)	2014	1.000	88,100,000	88,100,000
6721	701213 00130	SEPEDA MOTOR	KAWASAKI	LE650C (VERSYS)	2013	1.000	83,700,000	83,700,000
6722	701213 00158	SEPEDA MOTOR	KAWASAKI	LE650D	2016	1.000	107,700,000	107,700,000
6723	701213 00131	SEPEDA MOTOR	KAWASAKI	LE650D (VERSYS ABS)	2015	1.000	96,200,000	96,200,000
6724	701213 00131	SEPEDA MOTOR	KAWASAKI	LE650D (VERSYS ABS)	2014	1.000	91,400,000	91,400,000
6725	701213 00131	SEPEDA MOTOR	KAWASAKI	LE650D (VERSYS ABS)	2013	1.000	86,800,000	86,800,000
6726	701213 00021	SEPEDA MOTOR	KAWASAKI	LE650F	2019	1.000	134,200,000	134,200,000
6727	701213 00021	SEPEDA MOTOR	KAWASAKI	LE650F	2018	1.000	127,500,000	127,500,000
6728	701213 00021	SEPEDA MOTOR	KAWASAKI	LE650F	2017	1.000	121,200,000	121,200,000
6729	701213 00021	SEPEDA MOTOR	KAWASAKI	LE650F	2016	1.000	115,200,000	115,200,000
6730	701213 00021	SEPEDA MOTOR	KAWASAKI	LE650F	2015	1.000	109,500,000	109,500,000
6731	701213 00108	SEPEDA MOTOR	KAWASAKI	LX150C (KLX 150S)	2015	1.000	18,700,000	18,700,000
6732	701213 00108	SEPEDA MOTOR	KAWASAKI	LX150C (KLX 150S)	2014	1.000	18,500,000	18,500,000
6733	701213 00108	SEPEDA MOTOR	KAWASAKI	LX150C (KLX 150S)	2013	1.000	17,700,000	17,700,000
6734	701213 00108	SEPEDA MOTOR	KAWASAKI	LX150C (KLX 150S)	2012	1.000	16,700,000	16,700,000
6735	701213 00108	SEPEDA MOTOR	KAWASAKI	LX150C (KLX 150S)	2011	1.000	16,000,000	16,000,000
6736	701213 00108	SEPEDA MOTOR	KAWASAKI	LX150C (KLX 150S)	2010	1.000	15,200,000	15,200,000
6737	701213 00108	SEPEDA MOTOR	KAWASAKI	LX150C (KLX 150S)	2009	1.000	14,300,000	14,300,000
6738	701213 00115	SEPEDA MOTOR	KAWASAKI	LX150D (D TRACKER)	2015	1.000	20,200,000	20,200,000
6739	701213 00115	SEPEDA MOTOR	KAWASAKI	LX150D (D TRACKER)	2014	1.000	20,000,000	20,000,000
6740	701213 00115	SEPEDA MOTOR	KAWASAKI	LX150D (D TRACKER)	2013	1.000	19,000,000	19,000,000
6741	701213 00115	SEPEDA MOTOR	KAWASAKI	LX150D (D TRACKER)	2012	1.000	18,200,000	18,200,000
6742	701213 00115	SEPEDA MOTOR	KAWASAKI	LX150D (D TRACKER)	2011	1.000	17,400,000	17,400,000
6743	701213 00115	SEPEDA MOTOR	KAWASAKI	LX150D (D TRACKER)	2010	1.000	16,400,000	16,400,000
6744	701213 00115	SEPEDA MOTOR	KAWASAKI	LX150D (D TRACKER)	2009	1.000	15,700,000	15,700,000
6745	701213 00140	SEPEDA MOTOR	KAWASAKI	LX150E	2015	1.000	19,300,000	19,300,000

NO	KODING	JENIS	MEREK	TIPE	TH BUAT	BOBOT	NJKB	DP PKB
1	2	3	4	5	6	7	8	9
6746	701213 00140	SEPEDA MOTOR	KAWASAKI	LX150E	2014	1.000	18,300,000	18,300,000
6747	701213 00022	SEPEDA MOTOR	KAWASAKI	LX150F	2019	1.000	26,000,000	26,000,000
6748	701213 00022	SEPEDA MOTOR	KAWASAKI	LX150F	2018	1.000	24,700,000	24,700,000
6749	701213 00022	SEPEDA MOTOR	KAWASAKI	LX150F	2017	1.000	23,500,000	23,500,000
6750	701213 00022	SEPEDA MOTOR	KAWASAKI	LX150F	2016	1.000	22,400,000	22,400,000
6751	701213 00022	SEPEDA MOTOR	KAWASAKI	LX150F	2015	1.000	21,300,000	21,300,000
6752	701213 00023	SEPEDA MOTOR	KAWASAKI	LX150F VARIAN 1	2019	1.000	27,500,000	27,500,000
6753	701213 00023	SEPEDA MOTOR	KAWASAKI	LX150F VARIAN 1	2018	1.000	26,200,000	26,200,000
6754	701213 00023	SEPEDA MOTOR	KAWASAKI	LX150F VARIAN 1	2017	1.000	24,900,000	24,900,000
6755	701213 00023	SEPEDA MOTOR	KAWASAKI	LX150F VARIAN 1	2016	1.000	23,700,000	23,700,000
6756	701213 00023	SEPEDA MOTOR	KAWASAKI	LX150F VARIAN 1	2015	1.000	22,600,000	22,600,000
6757	701213 00024	SEPEDA MOTOR	KAWASAKI	LX150G	2019	1.000	23,000,000	23,000,000
6758	701213 00024	SEPEDA MOTOR	KAWASAKI	LX150G	2018	1.000	21,900,000	21,900,000
6759	701213 00024	SEPEDA MOTOR	KAWASAKI	LX150G	2017	1.000	20,900,000	20,900,000
6760	701213 00024	SEPEDA MOTOR	KAWASAKI	LX150G	2016	1.000	19,900,000	19,900,000
6761	701213 00024	SEPEDA MOTOR	KAWASAKI	LX150G	2015	1.000	19,000,000	19,000,000
6762	701213 00025	SEPEDA MOTOR	KAWASAKI	LX150H	2019	1.000	25,300,000	25,300,000
6763	701213 00025	SEPEDA MOTOR	KAWASAKI	LX150H	2018	1.000	24,100,000	24,100,000
6764	701213 00025	SEPEDA MOTOR	KAWASAKI	LX150H	2017	1.000	22,900,000	22,900,000
6765	701213 00025	SEPEDA MOTOR	KAWASAKI	LX150H	2016	1.000	21,800,000	21,800,000
6766	701213 00025	SEPEDA MOTOR	KAWASAKI	LX150H	2015	1.000	20,800,000	20,800,000
6767	701213 00027	SEPEDA MOTOR	KAWASAKI	LX230B	2019	1.000	29,700,000	29,700,000
6768	701213 00166	SEPEDA MOTOR	KAWASAKI	LX230D	2019	1.000	31,200,000	31,200,000
6769	701213 00026	SEPEDA MOTOR	KAWASAKI	LX250S	2019	1.000	49,200,000	49,200,000
6770	701213 00026	SEPEDA MOTOR	KAWASAKI	LX250S	2018	1.000	46,800,000	46,800,000
6771	701213 00026	SEPEDA MOTOR	KAWASAKI	LX250S	2017	1.000	44,500,000	44,500,000
6772	701213 00026	SEPEDA MOTOR	KAWASAKI	LX250S	2016	1.000	42,300,000	42,300,000
6773	701213 00026	SEPEDA MOTOR	KAWASAKI	LX250S	2015	1.000	40,200,000	40,200,000
6774	701213 00026	SEPEDA MOTOR	KAWASAKI	LX250S	2014	1.000	38,200,000	38,200,000
6775	701213 00026	SEPEDA MOTOR	KAWASAKI	LX250S	2013	1.000	36,300,000	36,300,000
6776	701213 00026	SEPEDA MOTOR	KAWASAKI	LX250S	2012	1.000	34,500,000	34,500,000
6777	701213 00026	SEPEDA MOTOR	KAWASAKI	LX250S	2011	1.000	32,800,000	32,800,000
6778	701213 00026	SEPEDA MOTOR	KAWASAKI	LX250S	2010	1.000	31,200,000	31,200,000
6779	701213 00026	SEPEDA MOTOR	KAWASAKI	LX250S	2009	1.000	29,700,000	29,700,000
6780	701213 00026	SEPEDA MOTOR	KAWASAKI	LX250S	2008	1.000	28,300,000	28,300,000
6781	701213 00027	SEPEDA MOTOR	KAWASAKI	LX250V	2019	1.000	49,700,000	49,700,000
6782	701213 00027	SEPEDA MOTOR	KAWASAKI	LX250V	2018	1.000	47,300,000	47,300,000
6783	701213 00027	SEPEDA MOTOR	KAWASAKI	LX250V	2017	1.000	45,000,000	45,000,000
6784	701213 00027	SEPEDA MOTOR	KAWASAKI	LX250V	2016	1.000	42,800,000	42,800,000
6785	701213 00109	SEPEDA MOTOR	KAWASAKI	LX250V (D TRACKER X)	2015	1.000	46,300,000	46,300,000
6786	701213 00109	SEPEDA MOTOR	KAWASAKI	LX250V (D TRACKER X)	2014	1.000	44,000,000	44,000,000
6787	701213 00109	SEPEDA MOTOR	KAWASAKI	LX250V (D TRACKER X)	2013	1.000	41,800,000	41,800,000
6788	701213 00109	SEPEDA MOTOR	KAWASAKI	LX250V (D TRACKER X)	2012	1.000	39,700,000	39,700,000
6789	701213 00109	SEPEDA MOTOR	KAWASAKI	LX250V (D TRACKER X)	2011	1.000	37,700,000	37,700,000
6790	701213 00109	SEPEDA MOTOR	KAWASAKI	LX250V (D TRACKER X)	2010	1.000	35,800,000	35,800,000
6791	701213 00109	SEPEDA MOTOR	KAWASAKI	LX250V (D TRACKER X)	2009	1.000	34,100,000	34,100,000
6792	701213 00028	SEPEDA MOTOR	KAWASAKI	LZT00B	2019	1.000	266,800,000	266,800,000
6793	701213 00028	SEPEDA MOTOR	KAWASAKI	LZT00B	2018	1.000	253,500,000	253,500,000
6794	701213 00028	SEPEDA MOTOR	KAWASAKI	LZT00B	2017	1.000	240,900,000	240,900,000
6795	701213 00028	SEPEDA MOTOR	KAWASAKI	LZT00B	2016	1.000	228,900,000	228,900,000
6796	701213 00028	SEPEDA MOTOR	KAWASAKI	LZT00B	2015	1.000	217,500,000	217,500,000
6797	701213 00088	SEPEDA MOTOR	KAWASAKI	NINJA-150	2006	1.000	15,400,000	15,400,000
6798	701213 00088	SEPEDA MOTOR	KAWASAKI	NINJA-150	2005	1.000	12,500,000	12,500,000
6799	701213 00088	SEPEDA MOTOR	KAWASAKI	NINJA-150	2004	1.000	12,300,000	12,300,000
6800	701213 00088	SEPEDA MOTOR	KAWASAKI	NINJA-150	2003	1.000	12,200,000	12,200,000
6801	701213 00088	SEPEDA MOTOR	KAWASAKI	NINJA-150	2002	1.000	11,900,000	11,900,000
6802	701213 00088	SEPEDA MOTOR	KAWASAKI	NINJA-150	2001	1.000	11,600,000	11,600,000
6803	701213 00088	SEPEDA MOTOR	KAWASAKI	NINJA-150	2000	1.000	11,300,000	11,300,000
6804	701213 00088	SEPEDA MOTOR	KAWASAKI	NINJA-150	1999	1.000	10,300,000	10,300,000
6805	701213 00088	SEPEDA MOTOR	KAWASAKI	NINJA-150	1998	1.000	8,700,000	8,700,000
6806	701213 00088	SEPEDA MOTOR	KAWASAKI	NINJA-150	1997	1.000	8,100,000	8,100,000
6807	701213 00088	SEPEDA MOTOR	KAWASAKI	NINJA-150	1996	1.000	7,700,000	7,700,000
6808	701213 00084	SEPEDA MOTOR	KAWASAKI	NINJA - 150 J	2006	1.000	14,500,000	14,500,000
6809	701213 00084	SEPEDA MOTOR	KAWASAKI	NINJA - 150 J	2005	1.000	14,200,000	14,200,000
6810	701213 00084	SEPEDA MOTOR	KAWASAKI	NINJA - 150 J	2004	1.000	13,200,000	13,200,000
6811	701213 00084	SEPEDA MOTOR	KAWASAKI	NINJA - 150 J	2003	1.000	11,700,000	11,700,000
6812	701213 00084	SEPEDA MOTOR	KAWASAKI	NINJA - 150 J	2002	1.000	11,300,000	11,300,000
6813	701213 00084	SEPEDA MOTOR	KAWASAKI	NINJA - 150 J	2001	1.000	10,900,000	10,900,000
6814	701213 00084	SEPEDA MOTOR	KAWASAKI	NINJA - 150 J	2000	1.000	10,700,000	10,700,000
6815	701213 00084	SEPEDA MOTOR	KAWASAKI	NINJA - 150 J	1999	1.000	9,700,000	9,700,000
6816	701213 00084	SEPEDA MOTOR	KAWASAKI	NINJA - 150 J	1998	1.000	9,200,000	9,200,000
6817	701213 00084	SEPEDA MOTOR	KAWASAKI	NINJA - 150 J	1997	1.000	8,700,000	8,700,000
6818	701213 00084	SEPEDA MOTOR	KAWASAKI	NINJA - 150 J	1996	1.000	8,200,000	8,200,000
6819	701213 00084	SEPEDA MOTOR	KAWASAKI	NINJA - 150 J	1995	1.000	7,300,000	7,300,000
6820	701213 00085	SEPEDA MOTOR	KAWASAKI	NINJA - 150 R	2006	1.000	14,600,000	14,600,000
6821	701213 00085	SEPEDA MOTOR	KAWASAKI	NINJA - 150 R	2005	1.000	14,200,000	14,200,000
6822	701213 00085	SEPEDA MOTOR	KAWASAKI	NINJA - 150 R	2004	1.000	13,700,000	13,700,000
6823	701213 00085	SEPEDA MOTOR	KAWASAKI	NINJA - 150 R	2003	1.000	12,200,000	12,200,000
6824	701213 00085	SEPEDA MOTOR	KAWASAKI	NINJA - 150 R	2002	1.000	11,700,000	11,700,000
6825	701213 00085	SEPEDA MOTOR	KAWASAKI	NINJA - 150 R	2001	1.000	11,300,000	11,300,000
6826	701213 00085	SEPEDA MOTOR	KAWASAKI	NINJA - 150 R	2000	1.000	11,200,000	11,200,000
6827	701213 00085	SEPEDA MOTOR	KAWASAKI	NINJA - 150 R	1999	1.000	10,200,000	10,200,000
6828	701213 00085	SEPEDA MOTOR	KAWASAKI	NINJA - 150 R	1998	1.000	9,200,000	9,200,000
6829	701213 00085	SEPEDA MOTOR	KAWASAKI	NINJA - 150 R	1997	1.000	8,700,000	8,700,000
6830	701213 00085	SEPEDA MOTOR	KAWASAKI	NINJA - 150 R	1996	1.000	8,200,000	8,200,000
6831	701213 00085	SEPEDA MOTOR	KAWASAKI	NINJA - 150 R	1995	1.000	7,300,000	7,300,000
6832	701213 00086	SEPEDA MOTOR	KAWASAKI	NINJA - RR (CBU)	2006	1.000	20,900,000	20,900,000
6833	701213 00086	SEPEDA MOTOR	KAWASAKI	NINJA - RR (CBU)	2005	1.000	19,800,000	19,800,000
6834	701213 00086	SEPEDA MOTOR	KAWASAKI	NINJA - RR (CBU)	2004	1.000	18,800,000	18,800,000
6835	701213 00087	SEPEDA MOTOR	KAWASAKI	NINJA ZX6R	2004	1.000	12,300,000	12,300,000

NO	KODING	JENIS	MEREK	TIPE	TH BUAT	BOBOT	NJKB	DP PKB
1	2	3	4	5	6	7	8	9
6836	701213 00087	SEPEDA MOTOR	KAWASAKI	NINJA ZX6R	2003	1.000	12.200,000	12.200,000
6837	701213 00087	SEPEDA MOTOR	KAWASAKI	NINJA ZX6R	2002	1.000	11.900,000	11.900,000
6838	701213 00087	SEPEDA MOTOR	KAWASAKI	NINJA ZX6R	2001	1.000	11.600,000	11.600,000
6839	701213 00087	SEPEDA MOTOR	KAWASAKI	NINJA ZX6R	2000	1.000	11.300,000	11.300,000
6840	701213 00087	SEPEDA MOTOR	KAWASAKI	NINJA ZX6R	1999	1.000	10.300,000	10.300,000
6841	701213 00087	SEPEDA MOTOR	KAWASAKI	NINJA ZX6R	1998	1.000	8.700,000	8.700,000
6842	701213 00087	SEPEDA MOTOR	KAWASAKI	NINJA ZX6R	1997	1.000	8.100,000	8.100,000
6843	701213 00087	SEPEDA MOTOR	KAWASAKI	NINJA ZX6R	1996	1.000	7.700,000	7.700,000
6844	701213 00087	SEPEDA MOTOR	KAWASAKI	NINJA ZX6R	1995	1.000	7.200,000	7.200,000
6845	701213 00087	SEPEDA MOTOR	KAWASAKI	NINJA ZX6R	1989	1.000	5.500,000	5.500,000
6846	701213 00087	SEPEDA MOTOR	KAWASAKI	NINJA ZX6R	1988	1.000	5.300,000	5.300,000
6847	701213 00087	SEPEDA MOTOR	KAWASAKI	NINJA ZX6R	1987	1.000	5.100,000	5.100,000
6848	701213 00089	SEPEDA MOTOR	KAWASAKI	S 3-400 CC	1984	1.000	2.400,000	2.400,000
6849	701213 00089	SEPEDA MOTOR	KAWASAKI	S 3-400 CC	1983	1.000	2.200,000	2.200,000
6850	701213 00089	SEPEDA MOTOR	KAWASAKI	S 3-400 CC	1982	1.000	2.000,000	2.000,000
6851	701213 00089	SEPEDA MOTOR	KAWASAKI	S 3-400 CC	1981	1.000	1.900,000	1.900,000
6852	701213 00089	SEPEDA MOTOR	KAWASAKI	S 3-400 CC	1980	1.000	1.800,000	1.800,000
6853	701213 00090	SEPEDA MOTOR	KAWASAKI	TAS	1992	1.000	48.900,000	48.900,000
6854	701213 00090	SEPEDA MOTOR	KAWASAKI	TAS	1991	1.000	44.300,000	44.300,000
6855	701213 00090	SEPEDA MOTOR	KAWASAKI	TAS	1990	1.000	40.000,000	40.000,000
6856	701213 00090	SEPEDA MOTOR	KAWASAKI	TAS	1989	1.000	37.400,000	37.400,000
6857	701213 00090	SEPEDA MOTOR	KAWASAKI	TAS	1988	1.000	33.700,000	33.700,000
6858	701213 00090	SEPEDA MOTOR	KAWASAKI	TAS	1987	1.000	30.400,000	30.400,000
6859	701213 00090	SEPEDA MOTOR	KAWASAKI	TAS	1986	1.000	25.000,000	25.000,000
6860	701213 00090	SEPEDA MOTOR	KAWASAKI	TAS	1985	1.000	22.000,000	22.000,000
6861	701213 00090	SEPEDA MOTOR	KAWASAKI	TAS	1984	1.000	20.000,000	20.000,000
6862	701213 00090	SEPEDA MOTOR	KAWASAKI	TAS	1983	1.000	15.000,000	15.000,000
6863	701213 00114	SEPEDA MOTOR	KAWASAKI	VN 750 AE - 750cc	1980	1.000	15.000,000	15.000,000
6864	701213 00091	SEPEDA MOTOR	KAWASAKI	VN 750 TWIN	1992	1.000	47.500,000	47.500,000
6865	701213 00091	SEPEDA MOTOR	KAWASAKI	VN 750 TWIN	1991	1.000	44.300,000	44.300,000
6866	701213 00091	SEPEDA MOTOR	KAWASAKI	VN 750 TWIN	1990	1.000	40.000,000	40.000,000
6867	701213 00091	SEPEDA MOTOR	KAWASAKI	VN 750 TWIN	1989	1.000	37.400,000	37.400,000
6868	701213 00091	SEPEDA MOTOR	KAWASAKI	VN 750 TWIN	1988	1.000	33.700,000	33.700,000
6869	701213 00091	SEPEDA MOTOR	KAWASAKI	VN 750 TWIN	1987	1.000	30.400,000	30.400,000
6870	701213 00091	SEPEDA MOTOR	KAWASAKI	VN 750 TWIN	1986	1.000	25.000,000	25.000,000
6871	701213 00091	SEPEDA MOTOR	KAWASAKI	VN 750 TWIN	1985	1.000	22.000,000	22.000,000
6872	701213 00091	SEPEDA MOTOR	KAWASAKI	VN 750 TWIN	1984	1.000	20.000,000	20.000,000
6873	701213 00092	SEPEDA MOTOR	KAWASAKI	VN 800	1992	1.000	48.500,000	48.500,000
6874	701213 00092	SEPEDA MOTOR	KAWASAKI	VN 800	1991	1.000	43.700,000	43.700,000
6875	701213 00092	SEPEDA MOTOR	KAWASAKI	VN 800	1990	1.000	40.700,000	40.700,000
6876	701213 00092	SEPEDA MOTOR	KAWASAKI	VN 800	1989	1.000	38.000,000	38.000,000
6877	701213 00092	SEPEDA MOTOR	KAWASAKI	VN 800	1988	1.000	35.000,000	35.000,000
6878	701213 00092	SEPEDA MOTOR	KAWASAKI	VN 800	1987	1.000	30.000,000	30.000,000
6879	701213 00092	SEPEDA MOTOR	KAWASAKI	VN 800	1986	1.000	25.000,000	25.000,000
6880	701213 00092	SEPEDA MOTOR	KAWASAKI	VN 800	1985	1.000	20.000,000	20.000,000
6881	701213 00092	SEPEDA MOTOR	KAWASAKI	VN 800	1984	1.000	15.000,000	15.000,000
6882	701213 00093	SEPEDA MOTOR	KAWASAKI	VOYAGER	1988	1.000	55.000,000	55.000,000
6883	701213 00093	SEPEDA MOTOR	KAWASAKI	VOYAGER	1980	1.000	1.600,000	1.600,000
6884	701213 00094	SEPEDA MOTOR	KAWASAKI	ZEPHYR	1993	1.000	53.400,000	53.400,000
6885	701213 00094	SEPEDA MOTOR	KAWASAKI	ZEPHYR	1992	1.000	48.500,000	48.500,000
6886	701213 00094	SEPEDA MOTOR	KAWASAKI	ZEPHYR	1991	1.000	43.700,000	43.700,000
6887	701213 00094	SEPEDA MOTOR	KAWASAKI	ZEPHYR	1990	1.000	40.700,000	40.700,000
6888	701213 00095	SEPEDA MOTOR	KAWASAKI	ZEPHYR 550	1993	1.000	53.400,000	53.400,000
6889	701213 00095	SEPEDA MOTOR	KAWASAKI	ZEPHYR 550	1992	1.000	48.500,000	48.500,000
6890	701213 00095	SEPEDA MOTOR	KAWASAKI	ZEPHYR 550	1991	1.000	43.700,000	43.700,000
6891	701213 00095	SEPEDA MOTOR	KAWASAKI	ZEPHYR 550	1990	1.000	40.700,000	40.700,000
6892	701213 00095	SEPEDA MOTOR	KAWASAKI	ZEPHYR 550	1989	1.000	38.000,000	38.000,000
6893	701213 00095	SEPEDA MOTOR	KAWASAKI	ZEPHYR 550	1988	1.000	35.000,000	35.000,000
6894	701213 00095	SEPEDA MOTOR	KAWASAKI	ZEPHYR 550	1987	1.000	30.000,000	30.000,000
6895	701213 00095	SEPEDA MOTOR	KAWASAKI	ZEPHYR 550	1986	1.000	25.000,000	25.000,000
6896	701213 00095	SEPEDA MOTOR	KAWASAKI	ZEPHYR 550	1985	1.000	20.000,000	20.000,000
6897	701213 00095	SEPEDA MOTOR	KAWASAKI	ZEPHYR 550	1984	1.000	15.000,000	15.000,000
6898	701213 00096	SEPEDA MOTOR	KAWASAKI	ZEPHYR 650	1993	1.000	53.400,000	53.400,000
6899	701213 00096	SEPEDA MOTOR	KAWASAKI	ZEPHYR 650	1992	1.000	48.500,000	48.500,000
6900	701213 00096	SEPEDA MOTOR	KAWASAKI	ZEPHYR 650	1991	1.000	43.700,000	43.700,000
6901	701213 00096	SEPEDA MOTOR	KAWASAKI	ZEPHYR 650	1990	1.000	40.700,000	40.700,000
6902	701213 00096	SEPEDA MOTOR	KAWASAKI	ZEPHYR 650	1989	1.000	40.000,000	40.000,000
6903	701213 00096	SEPEDA MOTOR	KAWASAKI	ZEPHYR 650	1988	1.000	35.000,000	35.000,000
6904	701213 00096	SEPEDA MOTOR	KAWASAKI	ZEPHYR 650	1987	1.000	30.000,000	30.000,000
6905	701213 00096	SEPEDA MOTOR	KAWASAKI	ZEPHYR 650	1986	1.000	25.000,000	25.000,000
6906	701213 00096	SEPEDA MOTOR	KAWASAKI	ZEPHYR 650	1985	1.000	20.000,000	20.000,000
6907	701213 00096	SEPEDA MOTOR	KAWASAKI	ZEPHYR 650	1984	1.000	15.000,000	15.000,000
6908	701213 00097	SEPEDA MOTOR	KAWASAKI	ZEPHYR 750	2004	1.000	44.200,000	44.200,000
6909	701213 00097	SEPEDA MOTOR	KAWASAKI	ZEPHYR 750	1989	1.000	41.000,000	41.000,000
6910	701213 00097	SEPEDA MOTOR	KAWASAKI	ZEPHYR 750	1988	1.000	36.000,000	36.000,000
6911	701213 00097	SEPEDA MOTOR	KAWASAKI	ZEPHYR 750	1987	1.000	31.000,000	31.000,000
6912	701213 00097	SEPEDA MOTOR	KAWASAKI	ZEPHYR 750	1986	1.000	26.000,000	26.000,000
6913	701213 00097	SEPEDA MOTOR	KAWASAKI	ZEPHYR 750	1985	1.000	21.000,000	21.000,000
6914	701213 00139	SEPEDA MOTOR	KAWASAKI	ZR800B	2016	1.000	147.100,000	147.100,000
6915	701213 00139	SEPEDA MOTOR	KAWASAKI	ZR800B	2015	1.000	144.700,000	144.700,000
6916	701213 00139	SEPEDA MOTOR	KAWASAKI	ZR800B	2014	1.000	137.500,000	137.500,000
6917	701213 00139	SEPEDA MOTOR	KAWASAKI	ZR800B	2013	1.000	130.000,000	130.000,000
6918	701213 00029	SEPEDA MOTOR	KAWASAKI	ZR900B	2019	1.000	175.500,000	175.500,000
6919	701213 00029	SEPEDA MOTOR	KAWASAKI	ZR900B	2018	1.000	166.800,000	166.800,000
6920	701213 00029	SEPEDA MOTOR	KAWASAKI	ZR900B	2017	1.000	158.500,000	158.500,000
6921	701213 00030	SEPEDA MOTOR	KAWASAKI	ZR900C	2019	1.000	217.600,000	217.600,000
6922	701213 00030	SEPEDA MOTOR	KAWASAKI	ZR900C	2018	1.000	206.800,000	206.800,000
6923	701213 00031	SEPEDA MOTOR	KAWASAKI	ZR900E	2019	1.000	224.600,000	224.600,000
6924	701213 00031	SEPEDA MOTOR	KAWASAKI	ZR900E	2018	1.000	213.400,000	213.400,000
6925	701213 00141	SEPEDA MOTOR	KAWASAKI	ZRT00G	2017	1.000	226.900,000	226.900,000

NO	KODING	JENIS	MEREK	TIPE	TH BUAT	BOBOT	NJKB	DP PKB
1	2	3	4	5	6	7	8	9
6926	701213 00141	SEPEDA MOTOR	KAWASAKI	ZRT00G	2016	1.000	219,700,000	219,700,000
6927	701213 00141	SEPEDA MOTOR	KAWASAKI	ZRT00G	2015	1.000	214,100,000	214,100,000
6928	701213 00141	SEPEDA MOTOR	KAWASAKI	ZRT00G	2014	1.000	203,400,000	203,400,000
6929	701213 00032	SEPEDA MOTOR	KAWASAKI	ZRT00H	2019	1.000	259,000,000	259,000,000
6930	701213 00032	SEPEDA MOTOR	KAWASAKI	ZRT00H	2018	1.000	246,100,000	246,100,000
6931	701213 00032	SEPEDA MOTOR	KAWASAKI	ZRT00H	2017	1.000	233,800,000	233,800,000
6932	701213 00098	SEPEDA MOTOR	KAWASAKI	ZX 150	2004	1.000	25,900,000	25,900,000
6933	701213 00099	SEPEDA MOTOR	KAWASAKI	ZX 600	1980	1.000	7,000,000	7,000,000
6934	701213 00117	SEPEDA MOTOR	KAWASAKI	ZX600R (ZX-6R)	2015	1.000	181,300,000	181,300,000
6935	701213 00117	SEPEDA MOTOR	KAWASAKI	ZX600R (ZX-6R)	2014	1.000	172,700,000	172,700,000
6936	701213 00117	SEPEDA MOTOR	KAWASAKI	ZX600R (ZX-6R)	2013	1.000	166,600,000	166,600,000
6937	701213 00117	SEPEDA MOTOR	KAWASAKI	ZX600R (ZX-6R)	2012	1.000	165,600,000	165,600,000
6938	701213 00117	SEPEDA MOTOR	KAWASAKI	ZX600R (ZX-6R)	2011	1.000	157,000,000	157,000,000
6939	701213 00117	SEPEDA MOTOR	KAWASAKI	ZX600R (ZX-6R)	2010	1.000	141,200,000	141,200,000
6940	701213 00134	SEPEDA MOTOR	KAWASAKI	ZX636E	2016	1.000	188,000,000	188,000,000
6941	701213 00134	SEPEDA MOTOR	KAWASAKI	ZX636E	2015	1.000	164,800,000	164,800,000
6942	701213 00134	SEPEDA MOTOR	KAWASAKI	ZX636E	2014	1.000	156,600,000	156,600,000
6943	701213 00134	SEPEDA MOTOR	KAWASAKI	ZX636E	2013	1.000	148,700,000	148,700,000
6944	701213 00033	SEPEDA MOTOR	KAWASAKI	ZX636F	2019	1.000	233,500,000	233,500,000
6945	701213 00033	SEPEDA MOTOR	KAWASAKI	ZX636F	2018	1.000	221,900,000	221,900,000
6946	701213 00033	SEPEDA MOTOR	KAWASAKI	ZX636F	2017	1.000	210,900,000	210,900,000
6947	701213 00033	SEPEDA MOTOR	KAWASAKI	ZX636F	2016	1.000	200,400,000	200,400,000
6948	701213 00033	SEPEDA MOTOR	KAWASAKI	ZX636F	2015	1.000	190,400,000	190,400,000
6949	701213 00033	SEPEDA MOTOR	KAWASAKI	ZX636F	2014	1.000	180,900,000	180,900,000
6950	701213 00163	SEPEDA MOTOR	KAWASAKI	ZX636G	2019	1.000	227,300,000	227,300,000
6951	701213 00100	SEPEDA MOTOR	KAWASAKI	ZXR 750	1992	1.000	49,500,000	49,500,000
6952	701213 00100	SEPEDA MOTOR	KAWASAKI	ZXR 750	1990	1.000	44,600,000	44,600,000
6953	701213 00100	SEPEDA MOTOR	KAWASAKI	ZXR 750	1989	1.000	41,000,000	41,000,000
6954	701213 00100	SEPEDA MOTOR	KAWASAKI	ZXR 750	1988	1.000	36,000,000	36,000,000
6955	701213 00100	SEPEDA MOTOR	KAWASAKI	ZXR 750	1987	1.000	31,000,000	31,000,000
6956	701213 00159	SEPEDA MOTOR	KAWASAKI	ZXT00K	2017	1.000	257,500,000	257,500,000
6957	701213 00159	SEPEDA MOTOR	KAWASAKI	ZXT00K	2016	1.000	249,800,000	249,800,000
6958	701213 00159	SEPEDA MOTOR	KAWASAKI	ZXT00K	2015	1.000	242,300,000	242,300,000
6959	701213 00142	SEPEDA MOTOR	KAWASAKI	ZXT00M	2017	1.000	211,800,000	211,800,000
6960	701213 00142	SEPEDA MOTOR	KAWASAKI	ZXT00M	2016	1.000	211,400,000	211,400,000
6961	701213 00142	SEPEDA MOTOR	KAWASAKI	ZXT00M	2015	1.000	210,500,000	210,500,000
6962	701213 00142	SEPEDA MOTOR	KAWASAKI	ZXT00M	2014	1.000	200,000,000	200,000,000
6963	701213 00034	SEPEDA MOTOR	KAWASAKI	ZXT00N	2019	1.000	515,600,000	515,600,000
6964	701213 00034	SEPEDA MOTOR	KAWASAKI	ZXT00N	2018	1.000	489,900,000	489,900,000
6965	701213 00034	SEPEDA MOTOR	KAWASAKI	ZXT00N	2017	1.000	465,500,000	465,500,000
6966	701213 00034	SEPEDA MOTOR	KAWASAKI	ZXT00N	2016	1.000	442,300,000	442,300,000
6967	701213 00034	SEPEDA MOTOR	KAWASAKI	ZXT00N	2015	1.000	420,200,000	420,200,000
6968	701213 00035	SEPEDA MOTOR	KAWASAKI	ZXT00S	2019	1.000	358,800,000	358,800,000
6969	701213 00035	SEPEDA MOTOR	KAWASAKI	ZXT00S	2018	1.000	340,900,000	340,900,000
6970	701213 00035	SEPEDA MOTOR	KAWASAKI	ZXT00S	2017	1.000	323,900,000	323,900,000
6971	701213 00035	SEPEDA MOTOR	KAWASAKI	ZXT00S	2016	1.000	307,800,000	307,800,000
6972	701213 00036	SEPEDA MOTOR	KAWASAKI	ZXT00X	2019	1.000	639,600,000	639,600,000
6973	701213 00036	SEPEDA MOTOR	KAWASAKI	ZXT00X	2018	1.000	607,700,000	607,700,000
6974	701213 00036	SEPEDA MOTOR	KAWASAKI	ZXT00X	2017	1.000	577,400,000	577,400,000
6975	701213 00132	SEPEDA MOTOR	KAWASAKI	ZXT40F	2017	1.000	246,700,000	246,700,000
6976	701213 00132	SEPEDA MOTOR	KAWASAKI	ZXT40F	2016	1.000	237,600,000	237,600,000
6977	701213 00132	SEPEDA MOTOR	KAWASAKI	ZXT40F	2015	1.000	232,800,000	232,800,000
6978	701213 00132	SEPEDA MOTOR	KAWASAKI	ZXT40F	2014	1.000	224,700,000	224,700,000
6979	701213 00132	SEPEDA MOTOR	KAWASAKI	ZXT40F	2013	1.000	213,500,000	213,500,000
6980	701213 00101	SEPEDA MOTOR	KAWASAKI	ZZR 1100	1993	1.000	73,700,000	73,700,000
6981	701213 00101	SEPEDA MOTOR	KAWASAKI	ZZR 1100	1992	1.000	68,900,000	68,900,000
6982	701213 00101	SEPEDA MOTOR	KAWASAKI	ZZR 1100	1991	1.000	64,000,000	64,000,000
6983	701213 00101	SEPEDA MOTOR	KAWASAKI	ZZR 1100	1990	1.000	60,000,000	60,000,000
6984	701213 00101	SEPEDA MOTOR	KAWASAKI	ZZR 1100	1989	1.000	57,000,000	57,000,000
6985	701213 00101	SEPEDA MOTOR	KAWASAKI	ZZR 1100	1988	1.000	47,000,000	47,000,000
6986	701213 00102	SEPEDA MOTOR	KAWASAKI	ZZR 600	2004	1.000	73,400,000	73,400,000
6987	701213 00102	SEPEDA MOTOR	KAWASAKI	ZZR 600	2003	1.000	65,900,000	65,900,000
6988	701213 00102	SEPEDA MOTOR	KAWASAKI	ZZR 600	2002	1.000	61,200,000	61,200,000
6989	701213 00102	SEPEDA MOTOR	KAWASAKI	ZZR 600	2001	1.000	56,500,000	56,500,000
6990	701213 00102	SEPEDA MOTOR	KAWASAKI	ZZR 600	1989	1.000	36,000,000	36,000,000
6991	701213 00102	SEPEDA MOTOR	KAWASAKI	ZZR 600	1988	1.000	33,000,000	33,000,000
6992	701213 00102	SEPEDA MOTOR	KAWASAKI	ZZR 600	1987	1.000	30,000,000	30,000,000
6993	701216 00001	SEPEDA MOTOR	KIMSUNG	KS 110-4	2004	1.000	4,500,000	4,500,000
6994	701216 00001	SEPEDA MOTOR	KIMSUNG	KS 110-4	2003	1.000	4,100,000	4,100,000
6995	701216 00001	SEPEDA MOTOR	KIMSUNG	KS 110-4	2002	1.000	4,000,000	4,000,000
6996	701216 00001	SEPEDA MOTOR	KIMSUNG	KS 110-4	2001	1.000	3,900,000	3,900,000
6997	701218 00002	SEPEDA MOTOR	KOKOHFU	JL 110-3A SUPER XTRA	2004	1.000	4,500,000	4,500,000
6998	701218 00002	SEPEDA MOTOR	KOKOHFU	JL 110-3A SUPER XTRA	2003	1.000	4,100,000	4,100,000
6999	701218 00002	SEPEDA MOTOR	KOKOHFU	JL 110-3A SUPER XTRA	2002	1.000	4,000,000	4,000,000
7000	701218 00002	SEPEDA MOTOR	KOKOHFU	JL 110-3A SUPER XTRA	2001	1.000	3,900,000	3,900,000
7001	701218 00002	SEPEDA MOTOR	KOKOHFU	JL 110-3A SUPER XTRA	2000	1.000	3,500,000	3,500,000
7002	701218 00001	SEPEDA MOTOR	KOKOHFU	JL 110-3 SUPER	2004	1.000	4,500,000	4,500,000
7003	701218 00001	SEPEDA MOTOR	KOKOHFU	JL 110-3 SUPER	2003	1.000	4,100,000	4,100,000
7004	701218 00001	SEPEDA MOTOR	KOKOHFU	JL 110-3 SUPER	2002	1.000	4,000,000	4,000,000
7005	701218 00001	SEPEDA MOTOR	KOKOHFU	JL 110-3 SUPER	2001	1.000	3,900,000	3,900,000
7006	701218 00001	SEPEDA MOTOR	KOKOHFU	JL 110-3 SUPER	2000	1.000	3,500,000	3,500,000
7007	701218 00003	SEPEDA MOTOR	KOKOHFU	JL 110-4 SUPER POWER	2004	1.000	4,500,000	4,500,000
7008	701218 00003	SEPEDA MOTOR	KOKOHFU	JL 110-4 SUPER POWER	2003	1.000	4,100,000	4,100,000
7009	701218 00003	SEPEDA MOTOR	KOKOHFU	JL 110-4 SUPER POWER	2002	1.000	4,000,000	4,000,000
7010	701218 00003	SEPEDA MOTOR	KOKOHFU	JL 110-4 SUPER POWER	2001	1.000	3,900,000	3,900,000
7011	701218 00003	SEPEDA MOTOR	KOKOHFU	JL 110-4 SUPER POWER	2000	1.000	3,500,000	3,500,000
7012	701218 00004	SEPEDA MOTOR	KOKOHFU	NOZOMI SUPER XTRA JL 100-3A	2011	1.000	5,700,000	5,700,000
7013	701218 00004	SEPEDA MOTOR	KOKOHFU	NOZOMI SUPER XTRA JL 100-3A	2010	1.000	5,400,000	5,400,000
7014	701218 00004	SEPEDA MOTOR	KOKOHFU	NOZOMI SUPER XTRA JL 100-3A	2009	1.000	5,100,000	5,100,000
7015	701218 00004	SEPEDA MOTOR	KOKOHFU	NOZOMI SUPER XTRA JL 100-3A	2008	1.000	4,700,000	4,700,000

NO	KODING	JENIS	MEREK	TIPE	TH BUAT	BOBOT	NJKB	DP PKB
1	2	3	4	5	6	7	8	9
7016	701218 00004	SEPEDA MOTOR	KOKOHFU	NOZOMI SUPER XTRA JL 100-3A	2007	1.000	4,600,000	4,600,000
7017	701218 00004	SEPEDA MOTOR	KOKOHFU	NOZOMI SUPER XTRA JL 100-3A	2006	1.000	4,500,000	4,500,000
7018	701218 00005	SEPEDA MOTOR	KOKOHFU	PRIMA JL 110-16A	2004	1.000	4,500,000	4,500,000
7019	701218 00006	SEPEDA MOTOR	KOKOHFU	SUPER XTRA	2004	1.000	4,500,000	4,500,000
7020	701218 00006	SEPEDA MOTOR	KOKOHFU	SUPER XTRA	2003	1.000	4,100,000	4,100,000
7021	701218 00006	SEPEDA MOTOR	KOKOHFU	SUPER XTRA	2002	1.000	4,000,000	4,000,000
7022	701218 00006	SEPEDA MOTOR	KOKOHFU	SUPER XTRA	2001	1.000	3,900,000	3,900,000
7023	701218 00007	SEPEDA MOTOR	KOKOHFU	SUPER XTRA JL 100 CC	2011	1.000	5,700,000	5,700,000
7024	701218 00007	SEPEDA MOTOR	KOKOHFU	SUPER XTRA JL 100 CC	2010	1.000	5,400,000	5,400,000
7025	701218 00007	SEPEDA MOTOR	KOKOHFU	SUPER XTRA JL 100 CC	2009	1.000	5,100,000	5,100,000
7026	701218 00007	SEPEDA MOTOR	KOKOHFU	SUPER XTRA JL 100 CC	2008	1.000	4,700,000	4,700,000
7027	701218 00007	SEPEDA MOTOR	KOKOHFU	SUPER XTRA JL 100 CC	2007	1.000	4,600,000	4,600,000
7028	701218 00007	SEPEDA MOTOR	KOKOHFU	SUPER XTRA JL 100 CC	2006	1.000	4,500,000	4,500,000
7029	701222 00023	SEPEDA MOTOR	KTM	1190 ADVENTURE	2012	1.000	265,000,000	265,000,000
7030	701222 00001	SEPEDA MOTOR	KTM	1190 ADVENTURE R MT	2018	1.000	230,700,000	230,700,000
7031	701222 00024	SEPEDA MOTOR	KTM	1190 RC8	2012	1.000	265,000,000	265,000,000
7032	701222 00025	SEPEDA MOTOR	KTM	1190 SMR	2012	1.000	265,000,000	265,000,000
7033	701222 00002	SEPEDA MOTOR	KTM	1290 SUPER ADVENTURE MT	2018	1.000	251,000,000	251,000,000
7034	701222 00003	SEPEDA MOTOR	KTM	1290 SUPER ADVENTURE T CKD	2018	1.000	204,800,000	204,800,000
7035	701222 00004	SEPEDA MOTOR	KTM	1290 SUPER DUKE GT	2018	1.000	247,100,000	247,100,000
7036	701222 00005	SEPEDA MOTOR	KTM	1290 SUPER DUKE R MT	2018	1.000	246,500,000	246,500,000
7037	701222 00018	SEPEDA MOTOR	KTM	200 DUKE	2012	1.000	44,000,000	44,000,000
7038	701222 00006	SEPEDA MOTOR	KTM	250EXC-F MT	2018	1.000	82,100,000	82,100,000
7039	701222 00007	SEPEDA MOTOR	KTM	350 EXC-F SIXDAYS MT	2018	1.000	93,600,000	93,600,000
7040	701222 00026	SEPEDA MOTOR	KTM	390 DUKE	2012	1.000	57,000,000	57,000,000
7041	701222 00016	SEPEDA MOTOR	KTM	640 LC 4 ADVENTURE 625cc	2006	1.000	204,600,000	204,600,000
7042	701222 00016	SEPEDA MOTOR	KTM	640 LC 4 ADVENTURE 625cc	2005	1.000	147,000,000	147,000,000
7043	701222 00016	SEPEDA MOTOR	KTM	640 LC 4 ADVENTURE 625cc	2004	1.000	144,000,000	144,000,000
7044	701222 00027	SEPEDA MOTOR	KTM	690 DUKE	2012	1.000	140,000,000	140,000,000
7045	701222 00008	SEPEDA MOTOR	KTM	690 ENDURO R MT CKD	2019	1.000	134,300,000	134,300,000
7046	701222 00008	SEPEDA MOTOR	KTM	690 ENDURO R MT CKD	2018	1.000	127,600,000	127,600,000
7047	701222 00028	SEPEDA MOTOR	KTM	990 DUKE	2012	1.000	185,000,000	185,000,000
7048	701222 00029	SEPEDA MOTOR	KTM	990 SMR	2012	1.000	185,000,000	185,000,000
7049	701222 00017	SEPEDA MOTOR	KTM	DUKE II 625cc	2005	1.000	138,000,000	138,000,000
7050	701222 00017	SEPEDA MOTOR	KTM	DUKE II 625cc	2004	1.000	135,000,000	135,000,000
7051	701222 00019	SEPEDA MOTOR	KTM	ENDURO 2T EXC 200cc	2005	1.000	65,000,000	65,000,000
7052	701222 00019	SEPEDA MOTOR	KTM	ENDURO 2T EXC 200cc	2004	1.000	63,000,000	63,000,000
7053	701222 00020	SEPEDA MOTOR	KTM	ENDURO 4T 250 EXC RACING	2005	1.000	84,000,000	84,000,000
7054	701222 00020	SEPEDA MOTOR	KTM	ENDURO 4T 250 EXC RACING	2004	1.000	81,000,000	81,000,000
7055	701222 00021	SEPEDA MOTOR	KTM	ENDURO 4T EXC RACING 525cc	2005	1.000	122,000,000	122,000,000
7056	701222 00021	SEPEDA MOTOR	KTM	ENDURO 4T EXC RACING 525cc	2004	1.000	117,000,000	117,000,000
7057	701222 00009	SEPEDA MOTOR	KTM	KD 20 I M/T	2019	1.000	20,700,000	20,700,000
7058	701222 00009	SEPEDA MOTOR	KTM	KD 20 I M/T	2018	1.000	19,700,000	19,700,000
7059	701222 00009	SEPEDA MOTOR	KTM	KD 20 I M/T	2017	1.000	18,800,000	18,800,000
7060	701222 00010	SEPEDA MOTOR	KTM	KD 25 I M/T	2019	1.000	30,600,000	30,600,000
7061	701222 00010	SEPEDA MOTOR	KTM	KD 25 I M/T	2018	1.000	29,100,000	29,100,000
7062	701222 00010	SEPEDA MOTOR	KTM	KD 25 I M/T	2017	1.000	27,700,000	27,700,000
7063	701222 00010	SEPEDA MOTOR	KTM	KD 25 I M/T	2016	1.000	26,400,000	26,400,000
7064	701222 00011	SEPEDA MOTOR	KTM	KD 25 J M/T	2019	1.000	27,000,000	27,000,000
7065	701222 00011	SEPEDA MOTOR	KTM	KD 25 J M/T	2018	1.000	25,700,000	25,700,000
7066	701222 00012	SEPEDA MOTOR	KTM	KD 39 J M/T	2019	1.000	37,000,000	37,000,000
7067	701222 00012	SEPEDA MOTOR	KTM	KD 39 J M/T	2018	1.000	35,200,000	35,200,000
7068	701222 00013	SEPEDA MOTOR	KTM	KR 20 I M/T	2019	1.000	24,300,000	24,300,000
7069	701222 00013	SEPEDA MOTOR	KTM	KR 20 I M/T	2018	1.000	23,100,000	23,100,000
7070	701222 00013	SEPEDA MOTOR	KTM	KR 20 I M/T	2017	1.000	22,000,000	22,000,000
7071	701222 00014	SEPEDA MOTOR	KTM	KR 25 I M/T	2019	1.000	34,200,000	34,200,000
7072	701222 00014	SEPEDA MOTOR	KTM	KR 25 I M/T	2018	1.000	32,500,000	32,500,000
7073	701222 00014	SEPEDA MOTOR	KTM	KR 25 I M/T	2017	1.000	30,900,000	30,900,000
7074	701222 00015	SEPEDA MOTOR	KTM	KR 39 J M/T	2019	1.000	39,600,000	39,600,000
7075	701222 00015	SEPEDA MOTOR	KTM	KR 39 J M/T	2018	1.000	37,700,000	37,700,000
7076	701222 00022	SEPEDA MOTOR	KTM	TM-125 SCOOTER	2011	1.000	7,000,000	7,000,000
7077	701224 00005	SEPEDA MOTOR	KYMC0	100cc	1998	1.000	5,200,000	5,200,000
7078	701224 00006	SEPEDA MOTOR	KYMC0	BA 25 AA	2010	1.000	9,300,000	9,300,000
7079	701224 00006	SEPEDA MOTOR	KYMC0	BA 25 AA	2009	1.000	8,900,000	8,900,000
7080	701224 00006	SEPEDA MOTOR	KYMC0	BA 25 AA	2008	1.000	8,400,000	8,400,000
7081	701224 00006	SEPEDA MOTOR	KYMC0	BA 25 AA	2007	1.000	8,300,000	8,300,000
7082	701224 00006	SEPEDA MOTOR	KYMC0	BA 25 AA	2006	1.000	8,100,000	8,100,000
7083	701224 00006	SEPEDA MOTOR	KYMC0	BA 25 AA	2005	1.000	7,800,000	7,800,000
7084	701224 00006	SEPEDA MOTOR	KYMC0	BA 25 AA	2004	1.000	7,600,000	7,600,000
7085	701224 00006	SEPEDA MOTOR	KYMC0	BA 25 AA	2003	1.000	7,300,000	7,300,000
7086	701224 00006	SEPEDA MOTOR	KYMC0	BA 25 AA	2002	1.000	6,500,000	6,500,000
7087	701224 00006	SEPEDA MOTOR	KYMC0	BA 25 AA	2001	1.000	6,300,000	6,300,000
7088	701224 00010	SEPEDA MOTOR	KYMC0	BB 250 AC	2004	1.000	6,800,000	6,800,000
7089	701224 00010	SEPEDA MOTOR	KYMC0	BB 250 AC	2003	1.000	6,500,000	6,500,000
7090	701224 00011	SEPEDA MOTOR	KYMC0	BB 250 AD	2004	1.000	6,800,000	6,800,000
7091	701224 00011	SEPEDA MOTOR	KYMC0	BB 250 AD	2003	1.000	6,500,000	6,500,000
7092	701224 00007	SEPEDA MOTOR	KYMC0	BB 25 AA - SPIKE	2010	1.000	8,500,000	8,500,000
7093	701224 00007	SEPEDA MOTOR	KYMC0	BB 25 AA - SPIKE	2009	1.000	8,100,000	8,100,000
7094	701224 00007	SEPEDA MOTOR	KYMC0	BB 25 AA - SPIKE	2008	1.000	7,700,000	7,700,000
7095	701224 00007	SEPEDA MOTOR	KYMC0	BB 25 AA - SPIKE	2007	1.000	7,600,000	7,600,000
7096	701224 00007	SEPEDA MOTOR	KYMC0	BB 25 AA - SPIKE	2006	1.000	7,300,000	7,300,000
7097	701224 00007	SEPEDA MOTOR	KYMC0	BB 25 AA - SPIKE	2005	1.000	7,000,000	7,000,000
7098	701224 00007	SEPEDA MOTOR	KYMC0	BB 25 AA - SPIKE	2004	1.000	6,800,000	6,800,000
7099	701224 00007	SEPEDA MOTOR	KYMC0	BB 25 AA - SPIKE	2003	1.000	6,500,000	6,500,000
7100	701224 00007	SEPEDA MOTOR	KYMC0	BB 25 AA - SPIKE	2002	1.000	6,300,000	6,300,000
7101	701224 00008	SEPEDA MOTOR	KYMC0	BB 25 AC	2010	1.000	8,300,000	8,300,000
7102	701224 00008	SEPEDA MOTOR	KYMC0	BB 25 AC	2009	1.000	7,900,000	7,900,000
7103	701224 00008	SEPEDA MOTOR	KYMC0	BB 25 AC	2008	1.000	7,500,000	7,500,000
7104	701224 00008	SEPEDA MOTOR	KYMC0	BB 25 AC	2007	1.000	7,400,000	7,400,000
7105	701224 00008	SEPEDA MOTOR	KYMC0	BB 25 AC	2006	1.000	7,200,000	7,200,000

NO	KODING	JENIS	MEREK	TIPE	TH BUAT	BOBOT	NJKB	DP PKB
1	2	3	4	5	6	7	8	9
7106	701224 00008	SEPEDA MOTOR	KYMC0	BB 25 AC	2005	1.000	7,000,000	7,000,000
7107	701224 00008	SEPEDA MOTOR	KYMC0	BB 25 AC	2004	1.000	6,800,000	6,800,000
7108	701224 00009	SEPEDA MOTOR	KYMC0	BB 25 AD (NEW SPIKE RR)	2010	1.000	8,300,000	8,300,000
7109	701224 00009	SEPEDA MOTOR	KYMC0	BB 25 AD (NEW SPIKE RR)	2009	1.000	7,900,000	7,900,000
7110	701224 00009	SEPEDA MOTOR	KYMC0	BB 25 AD (NEW SPIKE RR)	2008	1.000	7,500,000	7,500,000
7111	701224 00009	SEPEDA MOTOR	KYMC0	BB 25 AD (NEW SPIKE RR)	2007	1.000	7,400,000	7,400,000
7112	701224 00001	SEPEDA MOTOR	KYMC0	DOWNTOWN 250I AT	2018	1.000	40,800,000	40,800,000
7113	701224 00012	SEPEDA MOTOR	KYMC0	KA 22 SA	2010	1.000	7,100,000	7,100,000
7114	701224 00012	SEPEDA MOTOR	KYMC0	KA 22 SA	2009	1.000	6,800,000	6,800,000
7115	701224 00012	SEPEDA MOTOR	KYMC0	KA 22 SA	2008	1.000	6,400,000	6,400,000
7116	701224 00012	SEPEDA MOTOR	KYMC0	KA 22 SA	2007	1.000	6,300,000	6,300,000
7117	701224 00012	SEPEDA MOTOR	KYMC0	KA 22 SA	2006	1.000	6,000,000	6,000,000
7118	701224 00045	SEPEDA MOTOR	KYMC0	KA 22 SF A/T	2010	1.000	7,000,000	7,000,000
7119	701224 00045	SEPEDA MOTOR	KYMC0	KA 22 SF A/T	2009	1.000	6,700,000	6,700,000
7120	701224 00045	SEPEDA MOTOR	KYMC0	KA 22 SF A/T	2008	1.000	6,300,000	6,300,000
7121	701224 00045	SEPEDA MOTOR	KYMC0	KA 22 SF A/T	2007	1.000	6,200,000	6,200,000
7122	701224 00013	SEPEDA MOTOR	KYMC0	KB 20 BD CEVIRA DISK	2010	1.000	7,600,000	7,600,000
7123	701224 00013	SEPEDA MOTOR	KYMC0	KB 20 BD CEVIRA DISK	2009	1.000	7,200,000	7,200,000
7124	701224 00013	SEPEDA MOTOR	KYMC0	KB 20 BD CEVIRA DISK	2008	1.000	6,800,000	6,800,000
7125	701224 00013	SEPEDA MOTOR	KYMC0	KB 20 BD CEVIRA DISK	2007	1.000	6,700,000	6,700,000
7126	701224 00013	SEPEDA MOTOR	KYMC0	KB 20 BD CEVIRA DISK	2006	1.000	6,600,000	6,600,000
7127	701224 00013	SEPEDA MOTOR	KYMC0	KB 20 BD CEVIRA DISK	2005	1.000	6,300,000	6,300,000
7128	701224 00013	SEPEDA MOTOR	KYMC0	KB 20 BD CEVIRA DISK	2004	1.000	6,100,000	6,100,000
7129	701224 00013	SEPEDA MOTOR	KYMC0	KB 20 BD CEVIRA DISK	2003	1.000	6,000,000	6,000,000
7130	701224 00014	SEPEDA MOTOR	KYMC0	KB 20 BE CEVIRA DRUM	2010	1.000	7,600,000	7,600,000
7131	701224 00014	SEPEDA MOTOR	KYMC0	KB 20 BE CEVIRA DRUM	2009	1.000	7,200,000	7,200,000
7132	701224 00014	SEPEDA MOTOR	KYMC0	KB 20 BE CEVIRA DRUM	2008	1.000	6,800,000	6,800,000
7133	701224 00014	SEPEDA MOTOR	KYMC0	KB 20 BE CEVIRA DRUM	2007	1.000	6,700,000	6,700,000
7134	701224 00014	SEPEDA MOTOR	KYMC0	KB 20 BE CEVIRA DRUM	2006	1.000	6,600,000	6,600,000
7135	701224 00014	SEPEDA MOTOR	KYMC0	KB 20 BE CEVIRA DRUM	2005	1.000	6,300,000	6,300,000
7136	701224 00014	SEPEDA MOTOR	KYMC0	KB 20 BE CEVIRA DRUM	2004	1.000	6,100,000	6,100,000
7137	701224 00014	SEPEDA MOTOR	KYMC0	KB 20 BE CEVIRA DRUM	2003	1.000	6,000,000	6,000,000
7138	701224 00015	SEPEDA MOTOR	KYMC0	KB 20 BT	2010	1.000	7,100,000	7,100,000
7139	701224 00015	SEPEDA MOTOR	KYMC0	KB 20 BT	2009	1.000	6,800,000	6,800,000
7140	701224 00015	SEPEDA MOTOR	KYMC0	KB 20 BT	2008	1.000	6,400,000	6,400,000
7141	701224 00015	SEPEDA MOTOR	KYMC0	KB 20 BT	2007	1.000	6,300,000	6,300,000
7142	701224 00015	SEPEDA MOTOR	KYMC0	KB 20 BT	2006	1.000	6,100,000	6,100,000
7143	701224 00016	SEPEDA MOTOR	KYMC0	KB 20 BU	2010	1.000	7,100,000	7,100,000
7144	701224 00016	SEPEDA MOTOR	KYMC0	KB 20 BU	2009	1.000	6,800,000	6,800,000
7145	701224 00016	SEPEDA MOTOR	KYMC0	KB 20 BU	2008	1.000	6,400,000	6,400,000
7146	701224 00016	SEPEDA MOTOR	KYMC0	KB 20 BU	2007	1.000	6,300,000	6,300,000
7147	701224 00016	SEPEDA MOTOR	KYMC0	KB 20 BU	2006	1.000	6,100,000	6,100,000
7148	701224 00043	SEPEDA MOTOR	KYMC0	KB 20 BW	2009	1.000	6,400,000	6,400,000
7149	701224 00043	SEPEDA MOTOR	KYMC0	KB 20 BW	2008	1.000	6,100,000	6,100,000
7150	701224 00043	SEPEDA MOTOR	KYMC0	KB 20 BW	2007	1.000	6,000,000	6,000,000
7151	701224 00044	SEPEDA MOTOR	KYMC0	KB 20 BX	2010	1.000	6,700,000	6,700,000
7152	701224 00044	SEPEDA MOTOR	KYMC0	KB 20 BX	2009	1.000	6,400,000	6,400,000
7153	701224 00044	SEPEDA MOTOR	KYMC0	KB 20 BX	2008	1.000	6,100,000	6,100,000
7154	701224 00044	SEPEDA MOTOR	KYMC0	KB 20 BX	2007	1.000	6,000,000	6,000,000
7155	701224 00017	SEPEDA MOTOR	KYMC0	KB 25 BD GRAND CEVIRA DISK	2010	1.000	8,500,000	8,500,000
7156	701224 00017	SEPEDA MOTOR	KYMC0	KB 25 BD GRAND CEVIRA DISK	2009	1.000	8,100,000	8,100,000
7157	701224 00017	SEPEDA MOTOR	KYMC0	KB 25 BD GRAND CEVIRA DISK	2008	1.000	7,700,000	7,700,000
7158	701224 00017	SEPEDA MOTOR	KYMC0	KB 25 BD GRAND CEVIRA DISK	2007	1.000	7,600,000	7,600,000
7159	701224 00017	SEPEDA MOTOR	KYMC0	KB 25 BD GRAND CEVIRA DISK	2006	1.000	7,300,000	7,300,000
7160	701224 00017	SEPEDA MOTOR	KYMC0	KB 25 BD GRAND CEVIRA DISK	2005	1.000	7,000,000	7,000,000
7161	701224 00017	SEPEDA MOTOR	KYMC0	KB 25 BD GRAND CEVIRA DISK	2004	1.000	6,800,000	6,800,000
7162	701224 00018	SEPEDA MOTOR	KYMC0	KB 25 BE GRAND CEVIRA DRUM	2010	1.000	8,500,000	8,500,000
7163	701224 00018	SEPEDA MOTOR	KYMC0	KB 25 BE GRAND CEVIRA DRUM	2009	1.000	8,100,000	8,100,000
7164	701224 00018	SEPEDA MOTOR	KYMC0	KB 25 BE GRAND CEVIRA DRUM	2008	1.000	7,700,000	7,700,000
7165	701224 00018	SEPEDA MOTOR	KYMC0	KB 25 BE GRAND CEVIRA DRUM	2007	1.000	7,600,000	7,600,000
7166	701224 00018	SEPEDA MOTOR	KYMC0	KB 25 BE GRAND CEVIRA DRUM	2006	1.000	7,300,000	7,300,000
7167	701224 00018	SEPEDA MOTOR	KYMC0	KB 25 BE GRAND CEVIRA DRUM	2005	1.000	7,000,000	7,000,000
7168	701224 00018	SEPEDA MOTOR	KYMC0	KB 25 BE GRAND CEVIRA DRUM	2004	1.000	6,800,000	6,800,000
7169	701224 00042	SEPEDA MOTOR	KYMC0	KB 25 BV	2010	1.000	7,500,000	7,500,000
7170	701224 00042	SEPEDA MOTOR	KYMC0	KB 25 BV	2009	1.000	7,100,000	7,100,000
7171	701224 00042	SEPEDA MOTOR	KYMC0	KB 25 BV	2008	1.000	6,700,000	6,700,000
7172	701224 00042	SEPEDA MOTOR	KYMC0	KB 25 BV	2007	1.000	6,600,000	6,600,000
7173	701224 00019	SEPEDA MOTOR	KYMC0	KB 25 TA	2010	1.000	8,100,000	8,100,000
7174	701224 00019	SEPEDA MOTOR	KYMC0	KB 25 TA	2009	1.000	7,700,000	7,700,000
7175	701224 00019	SEPEDA MOTOR	KYMC0	KB 25 TA	2008	1.000	7,300,000	7,300,000
7176	701224 00019	SEPEDA MOTOR	KYMC0	KB 25 TA	2007	1.000	7,200,000	7,200,000
7177	701224 00019	SEPEDA MOTOR	KYMC0	KB 25 TA	2006	1.000	6,900,000	6,900,000
7178	701224 00020	SEPEDA MOTOR	KYMC0	KD 25TA	2010	1.000	8,100,000	8,100,000
7179	701224 00020	SEPEDA MOTOR	KYMC0	KD 25TA	2009	1.000	7,700,000	7,700,000
7180	701224 00020	SEPEDA MOTOR	KYMC0	KD 25TA	2008	1.000	7,300,000	7,300,000
7181	701224 00020	SEPEDA MOTOR	KYMC0	KD 25TA	2007	1.000	7,200,000	7,200,000
7182	701224 00020	SEPEDA MOTOR	KYMC0	KD 25TA	2006	1.000	6,900,000	6,900,000
7183	701224 00047	SEPEDA MOTOR	KYMC0	KD25UB (IN) JOCKEY 125	2015	1.000	10,800,000	10,800,000
7184	701224 00021	SEPEDA MOTOR	KYMC0	KH20SB	2010	1.000	7,200,000	7,200,000
7185	701224 00021	SEPEDA MOTOR	KYMC0	KH20SB	2009	1.000	6,900,000	6,900,000
7186	701224 00021	SEPEDA MOTOR	KYMC0	KH20SB	2008	1.000	6,500,000	6,500,000
7187	701224 00021	SEPEDA MOTOR	KYMC0	KH20SB	2007	1.000	6,400,000	6,400,000
7188	701224 00021	SEPEDA MOTOR	KYMC0	KH20SB	2006	1.000	6,100,000	6,100,000
7189	701224 00048	SEPEDA MOTOR	KYMC0	KM25AD (IN) PEOPLE 1251	2015	1.000	14,200,000	14,200,000
7190	701224 00049	SEPEDA MOTOR	KYMC0	KW30AA (IN) RACING 1501	2015	1.000	15,000,000	15,000,000
7191	701224 00002	SEPEDA MOTOR	KYMC0	K-XCT 200I AT	2018	1.000	34,800,000	34,800,000
7192	701224 00003	SEPEDA MOTOR	KYMC0	RACING KING 150I AT	2018	1.000	18,600,000	18,600,000
7193	701224 00022	SEPEDA MOTOR	KYMC0	SA 20 FB - VENTURA	2010	1.000	8,300,000	8,300,000
7194	701224 00022	SEPEDA MOTOR	KYMC0	SA 20 FB - VENTURA	2009	1.000	7,900,000	7,900,000
7195	701224 00022	SEPEDA MOTOR	KYMC0	SA 20 FB - VENTURA	2008	1.000	7,500,000	7,500,000

NO	KODING	JENIS	MEREK	TIPE	TH BUAT	BOBOT	NJKB	DP PKB
1	2	3	4	5	6	7	8	9
7286	701224 00032	SEPEDA MOTOR	KYMC0	SD 25 SA NEW METICA GLX	2004	1.000	7,800,000	7,800,000
7287	701224 00033	SEPEDA MOTOR	KYMC0	SF 30 BA - DINK	2010	1.000	10,900,000	10,900,000
7288	701224 00033	SEPEDA MOTOR	KYMC0	SF 30 BA - DINK	2009	1.000	10,400,000	10,400,000
7289	701224 00033	SEPEDA MOTOR	KYMC0	SF 30 BA - DINK	2008	1.000	9,800,000	9,800,000
7290	701224 00033	SEPEDA MOTOR	KYMC0	SF 30 BA - DINK	2007	1.000	9,700,000	9,700,000
7291	701224 00033	SEPEDA MOTOR	KYMC0	SF 30 BA - DINK	2006	1.000	9,400,000	9,400,000
7292	701224 00033	SEPEDA MOTOR	KYMC0	SF 30 BA - DINK	2005	1.000	9,100,000	9,100,000
7293	701224 00033	SEPEDA MOTOR	KYMC0	SF 30 BA - DINK	2004	1.000	8,900,000	8,900,000
7294	701224 00033	SEPEDA MOTOR	KYMC0	SF 30 BA - DINK	2003	1.000	8,600,000	8,600,000
7295	701224 00033	SEPEDA MOTOR	KYMC0	SF 30 BA - DINK	2002	1.000	8,400,000	8,400,000
7296	701224 00033	SEPEDA MOTOR	KYMC0	SF 30 BA - DINK	2001	1.000	6,700,000	6,700,000
7297	701224 00033	SEPEDA MOTOR	KYMC0	SF 30 BA - DINK	2000	1.000	6,400,000	6,400,000
7298	701224 00034	SEPEDA MOTOR	KYMC0	SG 20 AA - EASY	2010	1.000	8,300,000	8,300,000
7299	701224 00034	SEPEDA MOTOR	KYMC0	SG 20 AA - EASY	2009	1.000	7,900,000	7,900,000
7300	701224 00034	SEPEDA MOTOR	KYMC0	SG 20 AA - EASY	2008	1.000	7,500,000	7,500,000
7301	701224 00034	SEPEDA MOTOR	KYMC0	SG 20 AA - EASY	2007	1.000	7,400,000	7,400,000
7302	701224 00034	SEPEDA MOTOR	KYMC0	SG 20 AA - EASY	2006	1.000	7,200,000	7,200,000
7303	701224 00034	SEPEDA MOTOR	KYMC0	SG 20 AA - EASY	2005	1.000	6,900,000	6,900,000
7304	701224 00034	SEPEDA MOTOR	KYMC0	SG 20 AA - EASY	2004	1.000	6,700,000	6,700,000
7305	701224 00034	SEPEDA MOTOR	KYMC0	SG 20 AA - EASY	2003	1.000	6,400,000	6,400,000
7306	701224 00034	SEPEDA MOTOR	KYMC0	SG 20 AA - EASY	2002	1.000	6,100,000	6,100,000
7307	701224 00034	SEPEDA MOTOR	KYMC0	SG 20 AA - EASY	2001	1.000	5,800,000	5,800,000
7308	701224 00035	SEPEDA MOTOR	KYMC0	SG 20 AB - EASY	2010	1.000	8,300,000	8,300,000
7309	701224 00035	SEPEDA MOTOR	KYMC0	SG 20 AB - EASY	2009	1.000	7,900,000	7,900,000
7310	701224 00035	SEPEDA MOTOR	KYMC0	SG 20 AB - EASY	2008	1.000	7,500,000	7,500,000
7311	701224 00035	SEPEDA MOTOR	KYMC0	SG 20 AB - EASY	2007	1.000	7,400,000	7,400,000
7312	701224 00035	SEPEDA MOTOR	KYMC0	SG 20 AB - EASY	2006	1.000	7,200,000	7,200,000
7313	701224 00035	SEPEDA MOTOR	KYMC0	SG 20 AB - EASY	2005	1.000	6,900,000	6,900,000
7314	701224 00035	SEPEDA MOTOR	KYMC0	SG 20 AB - EASY	2004	1.000	6,700,000	6,700,000
7315	701224 00035	SEPEDA MOTOR	KYMC0	SG 20 AB - EASY	2003	1.000	6,400,000	6,400,000
7316	701224 00035	SEPEDA MOTOR	KYMC0	SG 20 AB - EASY	2002	1.000	6,100,000	6,100,000
7317	701224 00035	SEPEDA MOTOR	KYMC0	SG 20 AB - EASY	2001	1.000	5,900,000	5,900,000
7318	701224 00036	SEPEDA MOTOR	KYMC0	SG 20 BA - NEW EASY	2010	1.000	8,300,000	8,300,000
7319	701224 00036	SEPEDA MOTOR	KYMC0	SG 20 BA - NEW EASY	2009	1.000	7,900,000	7,900,000
7320	701224 00036	SEPEDA MOTOR	KYMC0	SG 20 BA - NEW EASY	2008	1.000	7,500,000	7,500,000
7321	701224 00036	SEPEDA MOTOR	KYMC0	SG 20 BA - NEW EASY	2007	1.000	7,400,000	7,400,000
7322	701224 00036	SEPEDA MOTOR	KYMC0	SG 20 BA - NEW EASY	2006	1.000	7,200,000	7,200,000
7323	701224 00036	SEPEDA MOTOR	KYMC0	SG 20 BA - NEW EASY	2005	1.000	6,900,000	6,900,000
7324	701224 00036	SEPEDA MOTOR	KYMC0	SG 20 BA - NEW EASY	2004	1.000	6,700,000	6,700,000
7325	701224 00036	SEPEDA MOTOR	KYMC0	SG 20 BA - NEW EASY	2003	1.000	6,400,000	6,400,000
7326	701224 00036	SEPEDA MOTOR	KYMC0	SG 20 BA - NEW EASY	2002	1.000	6,100,000	6,100,000
7327	701224 00036	SEPEDA MOTOR	KYMC0	SG 20 BA - NEW EASY	2001	1.000	5,900,000	5,900,000
7328	701224 00037	SEPEDA MOTOR	KYMC0	SG 20 RA	2010	1.000	7,100,000	7,100,000
7329	701224 00037	SEPEDA MOTOR	KYMC0	SG 20 RA	2009	1.000	6,800,000	6,800,000
7330	701224 00037	SEPEDA MOTOR	KYMC0	SG 20 RA	2008	1.000	6,400,000	6,400,000
7331	701224 00037	SEPEDA MOTOR	KYMC0	SG 20 RA	2007	1.000	6,300,000	6,300,000
7332	701224 00037	SEPEDA MOTOR	KYMC0	SG 20 RA	2006	1.000	6,100,000	6,100,000
7333	701224 00037	SEPEDA MOTOR	KYMC0	SG 20 RA	2005	1.000	5,800,000	5,800,000
7334	701224 00046	SEPEDA MOTOR	KYMC0	SG 20 SA	2010	1.000	7,100,000	7,100,000
7335	701224 00046	SEPEDA MOTOR	KYMC0	SG 20 SA	2009	1.000	6,800,000	6,800,000
7336	701224 00046	SEPEDA MOTOR	KYMC0	SG 20 SA	2008	1.000	6,400,000	6,400,000
7337	701224 00046	SEPEDA MOTOR	KYMC0	SG 20 SA	2007	1.000	6,300,000	6,300,000
7338	701224 00046	SEPEDA MOTOR	KYMC0	SG 20 SA	2006	1.000	6,100,000	6,100,000
7339	701224 00046	SEPEDA MOTOR	KYMC0	SG 20 SA	2005	1.000	5,800,000	5,800,000
7340	701224 00038	SEPEDA MOTOR	KYMC0	SG 20 SA - EASY JR	2010	1.000	7,100,000	7,100,000
7341	701224 00038	SEPEDA MOTOR	KYMC0	SG 20 SA - EASY JR	2009	1.000	6,800,000	6,800,000
7342	701224 00038	SEPEDA MOTOR	KYMC0	SG 20 SA - EASY JR	2008	1.000	6,400,000	6,400,000
7343	701224 00038	SEPEDA MOTOR	KYMC0	SG 20 SA - EASY JR	2007	1.000	6,300,000	6,300,000
7344	701224 00039	SEPEDA MOTOR	KYMC0	SH 50 DA	2010	1.000	15,100,000	15,100,000
7345	701224 00039	SEPEDA MOTOR	KYMC0	SH 50 DA	2009	1.000	14,400,000	14,400,000
7346	701224 00039	SEPEDA MOTOR	KYMC0	SH 50 DA	2008	1.000	13,500,000	13,500,000
7347	701224 00039	SEPEDA MOTOR	KYMC0	SH 50 DA	2007	1.000	13,400,000	13,400,000
7348	701224 00040	SEPEDA MOTOR	KYMC0	SH 50 DA - GRAND DINK 250	2004	1.000	8,700,000	8,700,000
7349	701224 00040	SEPEDA MOTOR	KYMC0	SH 50 DA - GRAND DINK 250	2003	1.000	7,700,000	7,700,000
7350	701224 00040	SEPEDA MOTOR	KYMC0	SH 50 DA - GRAND DINK 250	2002	1.000	7,200,000	7,200,000
7351	701224 00050	SEPEDA MOTOR	KYMC0	SK 40AB (IN) DOWNTOWN 2001	2015	1.000	36,500,000	36,500,000
7352	701224 00051	SEPEDA MOTOR	KYMC0	SK80AA (IN) XCITING 4001	2015	1.000	45,600,000	45,600,000
7353	701224 00052	SEPEDA MOTOR	KYMC0	TE30DB(IN) / LIKE 150I A/T	2019	1.000	15,000,000	15,000,000
7354	701224 00004	SEPEDA MOTOR	KYMC0	XCITING 400I AT	2018	1.000	64,800,000	64,800,000
7355	701224 00041	SEPEDA MOTOR	KYMC0	XCITING 500	2010	1.000	43,700,000	43,700,000
7356	701224 00041	SEPEDA MOTOR	KYMC0	XCITING 500	2009	1.000	41,600,000	41,600,000
7357	701224 00041	SEPEDA MOTOR	KYMC0	XCITING 500	2008	1.000	39,200,000	39,200,000
7358	701224 00041	SEPEDA MOTOR	KYMC0	XCITING 500	2007	1.000	38,400,000	38,400,000
7359	701224 00041	SEPEDA MOTOR	KYMC0	XCITING 500	2006	1.000	36,300,000	36,300,000
7360	701225 00001	SEPEDA MOTOR	KYOTO	KB 30 AA	2005	1.000	4,300,000	4,300,000
7361	701225 00002	SEPEDA MOTOR	KYOTO	KY 100	2003	1.000	3,700,000	3,700,000
7362	701225 00002	SEPEDA MOTOR	KYOTO	KY 100	2002	1.000	3,600,000	3,600,000
7363	701225 00002	SEPEDA MOTOR	KYOTO	KY 100	2001	1.000	3,100,000	3,100,000
7364	701225 00003	SEPEDA MOTOR	KYOTO	KY 110	2003	1.000	4,100,000	4,100,000
7365	701225 00003	SEPEDA MOTOR	KYOTO	KY 110	2002	1.000	4,000,000	4,000,000
7366	701225 00003	SEPEDA MOTOR	KYOTO	KY 110	2001	1.000	3,900,000	3,900,000
7367	701226 00001	SEPEDA MOTOR	LAIBAOCHI	LBC 100-9	2004	1.000	4,100,000	4,100,000
7368	701226 00001	SEPEDA MOTOR	LAIBAOCHI	LBC 100-9	2003	1.000	3,700,000	3,700,000
7369	701226 00001	SEPEDA MOTOR	LAIBAOCHI	LBC 100-9	2002	1.000	3,600,000	3,600,000
7370	701226 00001	SEPEDA MOTOR	LAIBAOCHI	LBC 100-9	2001	1.000	3,100,000	3,100,000
7371	701226 00002	SEPEDA MOTOR	LAIBAOCHI	LBC 100-9B	2004	1.000	4,100,000	4,100,000
7372	701226 00002	SEPEDA MOTOR	LAIBAOCHI	LBC 100-9B	2003	1.000	3,700,000	3,700,000
7373	701226 00002	SEPEDA MOTOR	LAIBAOCHI	LBC 100-9B	2002	1.000	3,600,000	3,600,000
7374	701226 00002	SEPEDA MOTOR	LAIBAOCHI	LBC 100-9B	2001	1.000	3,100,000	3,100,000
7375	701226 00003	SEPEDA MOTOR	LAIBAOCHI	LBC 125 T-4	2004	1.000	4,900,000	4,900,000

NO	KODING	JENIS	MEREK	TIPE	TH BUAT	BOBOT	NJKB	DP PKB
1	2	3	4	5	6	7	8	9
7376	701226 00003	SEPEDA MOTOR	LAIBAOCHI	LBC 125 T-4	2003	1.000	4,500,000	4,500,000
7377	701226 00003	SEPEDA MOTOR	LAIBAOCHI	LBC 125 T-4	2002	1.000	4,400,000	4,400,000
7378	701226 00004	SEPEDA MOTOR	LAIBAOCHI	LBC 150-4	2004	1.000	5,800,000	5,800,000
7379	701226 00004	SEPEDA MOTOR	LAIBAOCHI	LBC 150-4	2003	1.000	5,400,000	5,400,000
7380	701226 00004	SEPEDA MOTOR	LAIBAOCHI	LBC 150-4	2002	1.000	5,300,000	5,300,000
7381	701228 00001	SEPEDA MOTOR	LAMBRETA	100cc , 125cc, 150cc	1980	1.000	1,000,000	1,000,000
7382	701228 00002	SEPEDA MOTOR	LAMBRETA	50cc, 75cc,	1980	1.000	1,000,000	1,000,000
7383	701232 00001	SEPEDA MOTOR	LIFAN	100 A FUTURA	2000	1.000	3,100,000	3,100,000
7384	701232 00002	SEPEDA MOTOR	LIFAN	110 ADCB	2000	1.000	3,500,000	3,500,000
7385	701232 00003	SEPEDA MOTOR	LIFAN	110 ADCB (CAKRAM)	2003	1.000	4,100,000	4,100,000
7386	701232 00003	SEPEDA MOTOR	LIFAN	110 ADCB (CAKRAM)	2002	1.000	4,000,000	4,000,000
7387	701232 00003	SEPEDA MOTOR	LIFAN	110 ADCB (CAKRAM)	2001	1.000	3,900,000	3,900,000
7388	701232 00003	SEPEDA MOTOR	LIFAN	110 ADCB (CAKRAM)	2000	1.000	3,500,000	3,500,000
7389	701232 00004	SEPEDA MOTOR	LIFAN	LF 100-9	2004	1.000	4,100,000	4,100,000
7390	701232 00004	SEPEDA MOTOR	LIFAN	LF 100-9	2003	1.000	3,700,000	3,700,000
7391	701232 00004	SEPEDA MOTOR	LIFAN	LF 100-9	2002	1.000	3,600,000	3,600,000
7392	701232 00004	SEPEDA MOTOR	LIFAN	LF 100-9	2001	1.000	3,400,000	3,400,000
7393	701232 00005	SEPEDA MOTOR	LIFAN	LF 100-A	2005	1.000	4,300,000	4,300,000
7394	701232 00005	SEPEDA MOTOR	LIFAN	LF 100-A	2004	1.000	4,100,000	4,100,000
7395	701232 00005	SEPEDA MOTOR	LIFAN	LF 100-A	2003	1.000	3,700,000	3,700,000
7396	701232 00005	SEPEDA MOTOR	LIFAN	LF 100-A	2002	1.000	3,600,000	3,600,000
7397	701232 00005	SEPEDA MOTOR	LIFAN	LF 100-A	2001	1.000	3,100,000	3,100,000
7398	701232 00005	SEPEDA MOTOR	LIFAN	LF 100-A	2000	1.000	2,900,000	2,900,000
7399	701232 00006	SEPEDA MOTOR	LIFAN	LF 110-2	2004	1.000	4,500,000	4,500,000
7400	701232 00006	SEPEDA MOTOR	LIFAN	LF 110-2	2003	1.000	4,100,000	4,100,000
7401	701232 00006	SEPEDA MOTOR	LIFAN	LF 110-2	2002	1.000	4,000,000	4,000,000
7402	701232 00006	SEPEDA MOTOR	LIFAN	LF 110-2	2001	1.000	3,900,000	3,900,000
7403	701232 00006	SEPEDA MOTOR	LIFAN	LF 110-2	2000	1.000	3,500,000	3,500,000
7404	701232 00007	SEPEDA MOTOR	LIFAN	LF 110-3	2004	1.000	4,500,000	4,500,000
7405	701232 00008	SEPEDA MOTOR	LIFAN	LF 110-4	2004	1.000	4,500,000	4,500,000
7406	701232 00009	SEPEDA MOTOR	LIFAN	LF 110-9	2003	1.000	4,100,000	4,100,000
7407	701232 00009	SEPEDA MOTOR	LIFAN	LF 110-9	2002	1.000	4,000,000	4,000,000
7408	701232 00009	SEPEDA MOTOR	LIFAN	LF 110-9	2001	1.000	3,900,000	3,900,000
7409	701232 00009	SEPEDA MOTOR	LIFAN	LF 110-9	2000	1.000	3,200,000	3,200,000
7410	701232 00015	SEPEDA MOTOR	LIFAN	LF 125	2007	1.000	5,700,000	5,700,000
7411	701232 00010	SEPEDA MOTOR	LIFAN	LF 125 T-2D (SCOTER)	2003	1.000	4,500,000	4,500,000
7412	701232 00010	SEPEDA MOTOR	LIFAN	LF 125 T-2D (SCOTER)	2002	1.000	4,400,000	4,400,000
7413	701232 00010	SEPEDA MOTOR	LIFAN	LF 125 T-2D (SCOTER)	2001	1.000	4,300,000	4,300,000
7414	701232 00016	SEPEDA MOTOR	LIFAN	LF 150	2007	1.000	6,400,000	6,400,000
7415	701232 00017	SEPEDA MOTOR	LIFAN	LF 200	2007	1.000	7,800,000	7,800,000
7416	701232 00011	SEPEDA MOTOR	LIFAN	LF 250	2003	1.000	7,500,000	7,500,000
7417	701232 00011	SEPEDA MOTOR	LIFAN	LF 250	2002	1.000	7,300,000	7,300,000
7418	701232 00011	SEPEDA MOTOR	LIFAN	LF 250	2001	1.000	6,900,000	6,900,000
7419	701232 00011	SEPEDA MOTOR	LIFAN	LF 250	2000	1.000	6,600,000	6,600,000
7420	701232 00012	SEPEDA MOTOR	LIFAN	LG 100	2004	1.000	4,100,000	4,100,000
7421	701232 00012	SEPEDA MOTOR	LIFAN	LG 100	2003	1.000	3,700,000	3,700,000
7422	701232 00013	SEPEDA MOTOR	LIFAN	LG 110	2004	1.000	4,500,000	4,500,000
7423	701232 00013	SEPEDA MOTOR	LIFAN	LG 110	2003	1.000	4,100,000	4,100,000
7424	701232 00013	SEPEDA MOTOR	LIFAN	LG 110	2002	1.000	4,000,000	4,000,000
7425	701232 00014	SEPEDA MOTOR	LIFAN	LX 100 ADC	2000	1.000	3,100,000	3,100,000
7426	701235 00001	SEPEDA MOTOR	LONCIN	LX 100-2B	2006	1.000	4,500,000	4,500,000
7427	701235 00001	SEPEDA MOTOR	LONCIN	LX 100-2B	2005	1.000	4,300,000	4,300,000
7428	701235 00001	SEPEDA MOTOR	LONCIN	LX 100-2B	2004	1.000	4,100,000	4,100,000
7429	701235 00001	SEPEDA MOTOR	LONCIN	LX 100-2B	2003	1.000	3,700,000	3,700,000
7430	701235 00002	SEPEDA MOTOR	LONCIN	LX 100-9	2004	1.000	4,100,000	4,100,000
7431	701235 00002	SEPEDA MOTOR	LONCIN	LX 100-9	2003	1.000	3,700,000	3,700,000
7432	701235 00003	SEPEDA MOTOR	LONCIN	LX 125-4	2005	1.000	5,000,000	5,000,000
7433	701235 00003	SEPEDA MOTOR	LONCIN	LX 125-4	2004	1.000	4,900,000	4,900,000
7434	701235 00003	SEPEDA MOTOR	LONCIN	LX 125-4	2003	1.000	4,500,000	4,500,000
7435	701235 00004	SEPEDA MOTOR	LONCIN	LX 150	2006	1.000	6,200,000	6,200,000
7436	701235 00004	SEPEDA MOTOR	LONCIN	LX 150	2005	1.000	5,900,000	5,900,000
7437	701235 00004	SEPEDA MOTOR	LONCIN	LX 150	2004	1.000	5,800,000	5,800,000
7438	701235 00005	SEPEDA MOTOR	LONCIN	LX 250 - HI	2004	1.000	8,000,000	8,000,000
7439	701235 00005	SEPEDA MOTOR	LONCIN	LX 250 - HI	2003	1.000	7,500,000	7,500,000
7440	701235 00006	SEPEDA MOTOR	LONCIN	LX 86	2011	1.000	4,500,000	4,500,000
7441	701235 00006	SEPEDA MOTOR	LONCIN	LX 86	2010	1.000	4,400,000	4,400,000
7442	701235 00006	SEPEDA MOTOR	LONCIN	LX 86	2009	1.000	4,300,000	4,300,000
7443	701235 00006	SEPEDA MOTOR	LONCIN	LX 86	2008	1.000	4,100,000	4,100,000
7444	701235 00006	SEPEDA MOTOR	LONCIN	LX 86	2007	1.000	4,000,000	4,000,000
7445	701235 00006	SEPEDA MOTOR	LONCIN	LX 86	2006	1.000	3,900,000	3,900,000
7446	701235 00006	SEPEDA MOTOR	LONCIN	LX 86	2005	1.000	3,800,000	3,800,000
7447	701235 00006	SEPEDA MOTOR	LONCIN	LX 86	2004	1.000	3,700,000	3,700,000
7448	701236 00001	SEPEDA MOTOR	LONCINI	LX 100 T-C (FONTANA)	2004	1.000	4,100,000	4,100,000
7449	701236 00001	SEPEDA MOTOR	LONCINI	LX 100 T-C (FONTANA)	2003	1.000	3,700,000	3,700,000
7450	701236 00001	SEPEDA MOTOR	LONCINI	LX 100 T-C (FONTANA)	2002	1.000	3,600,000	3,600,000
7451	701236 00001	SEPEDA MOTOR	LONCINI	LX 100 T-C (FONTANA)	2001	1.000	3,100,000	3,100,000
7452	701236 00002	SEPEDA MOTOR	LONCINI	LX 125-8V (LEONE)	2004	1.000	4,900,000	4,900,000
7453	701236 00002	SEPEDA MOTOR	LONCINI	LX 125-8V (LEONE)	2003	1.000	4,500,000	4,500,000
7454	701236 00002	SEPEDA MOTOR	LONCINI	LX 125-8V (LEONE)	2002	1.000	4,400,000	4,400,000
7455	701236 00002	SEPEDA MOTOR	LONCINI	LX 125-8V (LEONE)	2001	1.000	4,300,000	4,300,000
7456	701236 00003	SEPEDA MOTOR	LONCINI	LX 150 / LX 150 (LARGO)	2004	1.000	5,800,000	5,800,000
7457	701236 00003	SEPEDA MOTOR	LONCINI	LX 150 / LX 150 (LARGO)	2003	1.000	5,400,000	5,400,000
7458	701236 00003	SEPEDA MOTOR	LONCINI	LX 150 / LX 150 (LARGO)	2002	1.000	5,300,000	5,300,000
7459	701236 00003	SEPEDA MOTOR	LONCINI	LX 150 / LX 150 (LARGO)	2001	1.000	5,200,000	5,200,000
7460	701236 00004	SEPEDA MOTOR	LONCINI	LX 90	2004	1.000	3,700,000	3,700,000
7461	701236 00005	SEPEDA MOTOR	LONCINI	TERRA LX 110-3A	2004	1.000	4,500,000	4,500,000
7462	701236 00005	SEPEDA MOTOR	LONCINI	TERRA LX 110-3A	2003	1.000	4,100,000	4,100,000
7463	701236 00005	SEPEDA MOTOR	LONCINI	TERRA LX 110-3A	2002	1.000	4,000,000	4,000,000
7464	701236 00005	SEPEDA MOTOR	LONCINI	TERRA LX 110-3A	2001	1.000	3,900,000	3,900,000
7465	701236 00005	SEPEDA MOTOR	LONCINI	TERRA LX 110-3A	2000	1.000	3,500,000	3,500,000

NO	KODING	JENIS	MEREK	TIPE	TH BUAT	BOBOT	NJKB	DP PKB
1	2	3	4	5	6	7	8	9
7466	701236 00006	SEPEDA MOTOR	LONCINI	TERRA LX 110-4	2004	1.000	4,500,000	4,500,000
7467	701236 00006	SEPEDA MOTOR	LONCINI	TERRA LX 110-4	2003	1.000	4,100,000	4,100,000
7468	701236 00006	SEPEDA MOTOR	LONCINI	TERRA LX 110-4	2002	1.000	4,000,000	4,000,000
7469	701236 00006	SEPEDA MOTOR	LONCINI	TERRA LX 110-4	2001	1.000	3,900,000	3,900,000
7470	701236 00006	SEPEDA MOTOR	LONCINI	TERRA LX 110-4	2000	1.000	3,500,000	3,500,000
7471	701236 00007	SEPEDA MOTOR	LONCINI	VECTRA LX 110-3B	2004	1.000	4,500,000	4,500,000
7472	701236 00007	SEPEDA MOTOR	LONCINI	VECTRA LX 110-3B	2003	1.000	4,100,000	4,100,000
7473	701236 00007	SEPEDA MOTOR	LONCINI	VECTRA LX 110-3B	2002	1.000	4,000,000	4,000,000
7474	701236 00007	SEPEDA MOTOR	LONCINI	VECTRA LX 110-3B	2001	1.000	3,900,000	3,900,000
7475	701236 00007	SEPEDA MOTOR	LONCINI	VECTRA LX 110-3B	2000	1.000	3,500,000	3,500,000
7476	701236 00008	SEPEDA MOTOR	LONCINI	VERO LX 110-4	2004	1.000	4,500,000	4,500,000
7477	701236 00008	SEPEDA MOTOR	LONCINI	VERO LX 110-4	2003	1.000	4,100,000	4,100,000
7478	701236 00008	SEPEDA MOTOR	LONCINI	VERO LX 110-4	2002	1.000	4,000,000	4,000,000
7479	701236 00008	SEPEDA MOTOR	LONCINI	VERO LX 110-4	2001	1.000	3,900,000	3,900,000
7480	701236 00008	SEPEDA MOTOR	LONCINI	VERO LX 110-4	2000	1.000	3,500,000	3,500,000
7481	701236 00009	SEPEDA MOTOR	LONCINI	ZELLO LX 110-3	2003	1.000	4,100,000	4,100,000
7482	701236 00009	SEPEDA MOTOR	LONCINI	ZELLO LX 110-3	2002	1.000	4,000,000	4,000,000
7483	701236 00009	SEPEDA MOTOR	LONCINI	ZELLO LX 110-3	2001	1.000	3,900,000	3,900,000
7484	701236 00009	SEPEDA MOTOR	LONCINI	ZELLO LX 110-3	2000	1.000	3,500,000	3,500,000
7485	701240 00001	SEPEDA MOTOR	LOWTON	CRUISER	2005	1.000	4,300,000	4,300,000
7486	701240 00001	SEPEDA MOTOR	LOWTON	CRUISER	2004	1.000	4,100,000	4,100,000
7487	701240 00002	SEPEDA MOTOR	LOWTON	MAESTRO	2004	1.000	4,100,000	4,100,000
7488	701240 00003	SEPEDA MOTOR	LOWTON	SUPER X	2004	1.000	4,100,000	4,100,000
7489	701240 00004	SEPEDA MOTOR	LOWTON	ZELLO LX 110-3	2004	1.000	4,500,000	4,500,000
7490	701244 00001	SEPEDA MOTOR	MAHATOR	150cc	1997	1.000	5,000,000	5,000,000
7491	701244 00002	SEPEDA MOTOR	MAHATOR	BEBEK SPORT 110	2011	1.000	6,100,000	6,100,000
7492	701244 00002	SEPEDA MOTOR	MAHATOR	BEBEK SPORT 110	2010	1.000	5,800,000	5,800,000
7493	701244 00002	SEPEDA MOTOR	MAHATOR	BEBEK SPORT 110	2009	1.000	5,500,000	5,500,000
7494	701244 00002	SEPEDA MOTOR	MAHATOR	BEBEK SPORT 110	2008	1.000	5,100,000	5,100,000
7495	701244 00002	SEPEDA MOTOR	MAHATOR	BEBEK SPORT 110	2007	1.000	5,000,000	5,000,000
7496	701244 00002	SEPEDA MOTOR	MAHATOR	BEBEK SPORT 110	2006	1.000	4,800,000	4,800,000
7497	701244 00002	SEPEDA MOTOR	MAHATOR	BEBEK SPORT 110	2005	1.000	4,600,000	4,600,000
7498	701244 00002	SEPEDA MOTOR	MAHATOR	BEBEK SPORT 110	2004	1.000	4,500,000	4,500,000
7499	701244 00002	SEPEDA MOTOR	MAHATOR	BEBEK SPORT 110	2003	1.000	4,100,000	4,100,000
7500	701244 00002	SEPEDA MOTOR	MAHATOR	BEBEK SPORT 110	2002	1.000	4,000,000	4,000,000
7501	701244 00002	SEPEDA MOTOR	MAHATOR	BEBEK SPORT 110	2001	1.000	3,900,000	3,900,000
7502	701244 00002	SEPEDA MOTOR	MAHATOR	BEBEK SPORT 110	2000	1.000	3,500,000	3,500,000
7503	701244 00003	SEPEDA MOTOR	MAHATOR	BIG BOSS 250	2011	1.000	10,600,000	10,600,000
7504	701244 00003	SEPEDA MOTOR	MAHATOR	BIG BOSS 250	2010	1.000	10,100,000	10,100,000
7505	701244 00003	SEPEDA MOTOR	MAHATOR	BIG BOSS 250	2009	1.000	9,600,000	9,600,000
7506	701244 00003	SEPEDA MOTOR	MAHATOR	BIG BOSS 250	2008	1.000	9,000,000	9,000,000
7507	701244 00003	SEPEDA MOTOR	MAHATOR	BIG BOSS 250	2007	1.000	8,900,000	8,900,000
7508	701244 00003	SEPEDA MOTOR	MAHATOR	BIG BOSS 250	2006	1.000	8,400,000	8,400,000
7509	701244 00003	SEPEDA MOTOR	MAHATOR	BIG BOSS 250	2005	1.000	8,200,000	8,200,000
7510	701244 00004	SEPEDA MOTOR	MAHATOR	BIG BOSS MATIC 110	2005	1.000	4,600,000	4,600,000
7511	701244 00004	SEPEDA MOTOR	MAHATOR	BIG BOSS MATIC 110	2003	1.000	4,100,000	4,100,000
7512	701244 00004	SEPEDA MOTOR	MAHATOR	BIG BOSS MATIC 110	2002	1.000	4,000,000	4,000,000
7513	701244 00004	SEPEDA MOTOR	MAHATOR	BIG BOSS MATIC 110	2001	1.000	3,900,000	3,900,000
7514	701244 00004	SEPEDA MOTOR	MAHATOR	BIG BOSS MATIC 110	2000	1.000	3,500,000	3,500,000
7515	701244 00004	SEPEDA MOTOR	MAHATOR	BIG BOSS MATIC 110	1999	1.000	3,100,000	3,100,000
7516	701244 00004	SEPEDA MOTOR	MAHATOR	BIG BOSS MATIC 110	1998	1.000	2,800,000	2,800,000
7517	701244 00005	SEPEDA MOTOR	MAHATOR	DAYANG 50 MATIC	2011	1.000	3,300,000	3,300,000
7518	701244 00005	SEPEDA MOTOR	MAHATOR	DAYANG 50 MATIC	2010	1.000	3,200,000	3,200,000
7519	701244 00005	SEPEDA MOTOR	MAHATOR	DAYANG 50 MATIC	2009	1.000	3,100,000	3,100,000
7520	701244 00005	SEPEDA MOTOR	MAHATOR	DAYANG 50 MATIC	2008	1.000	3,000,000	3,000,000
7521	701244 00005	SEPEDA MOTOR	MAHATOR	DAYANG 50 MATIC	2007	1.000	2,900,000	2,900,000
7522	701244 00005	SEPEDA MOTOR	MAHATOR	DAYANG 50 MATIC	2006	1.000	2,700,000	2,700,000
7523	701244 00005	SEPEDA MOTOR	MAHATOR	DAYANG 50 MATIC	2005	1.000	2,600,000	2,600,000
7524	701244 00005	SEPEDA MOTOR	MAHATOR	DAYANG 50 MATIC	2004	1.000	2,500,000	2,500,000
7525	701244 00005	SEPEDA MOTOR	MAHATOR	DAYANG 50 MATIC	2003	1.000	2,100,000	2,100,000
7526	701244 00005	SEPEDA MOTOR	MAHATOR	DAYANG 50 MATIC	2002	1.000	2,000,000	2,000,000
7527	701244 00005	SEPEDA MOTOR	MAHATOR	DAYANG 50 MATIC	2001	1.000	1,900,000	1,900,000
7528	701244 00005	SEPEDA MOTOR	MAHATOR	DAYANG 50 MATIC	2000	1.000	1,800,000	1,800,000
7529	701244 00005	SEPEDA MOTOR	MAHATOR	DAYANG 50 MATIC	1999	1.000	1,700,000	1,700,000
7530	701244 00007	SEPEDA MOTOR	MAHATOR	DAYANG DY 100A FUTURA DY 100-A	2011	1.000	5,700,000	5,700,000
7531	701244 00007	SEPEDA MOTOR	MAHATOR	DAYANG DY 100A FUTURA DY 100-A	2010	1.000	5,400,000	5,400,000
7532	701244 00007	SEPEDA MOTOR	MAHATOR	DAYANG DY 100A FUTURA DY 100-A	2009	1.000	5,100,000	5,100,000
7533	701244 00007	SEPEDA MOTOR	MAHATOR	DAYANG DY 100A FUTURA DY 100-A	2008	1.000	4,700,000	4,700,000
7534	701244 00007	SEPEDA MOTOR	MAHATOR	DAYANG DY 100A FUTURA DY 100-A	2007	1.000	4,600,000	4,600,000
7535	701244 00007	SEPEDA MOTOR	MAHATOR	DAYANG DY 100A FUTURA DY 100-A	2006	1.000	4,500,000	4,500,000
7536	701244 00007	SEPEDA MOTOR	MAHATOR	DAYANG DY 100A FUTURA DY 100-A	2005	1.000	4,300,000	4,300,000
7537	701244 00007	SEPEDA MOTOR	MAHATOR	DAYANG DY 100A FUTURA DY 100-A	2004	1.000	4,100,000	4,100,000
7538	701244 00007	SEPEDA MOTOR	MAHATOR	DAYANG DY 100A FUTURA DY 100-A	2003	1.000	3,700,000	3,700,000
7539	701244 00007	SEPEDA MOTOR	MAHATOR	DAYANG DY 100A FUTURA DY 100-A	2002	1.000	3,600,000	3,600,000
7540	701244 00007	SEPEDA MOTOR	MAHATOR	DAYANG DY 100A FUTURA DY 100-A	2001	1.000	3,100,000	3,100,000
7541	701244 00007	SEPEDA MOTOR	MAHATOR	DAYANG DY 100A FUTURA DY 100-A	2000	1.000	3,000,000	3,000,000
7542	701244 00006	SEPEDA MOTOR	MAHATOR	DAYANG DY 100 FORTUNA DY 100	2003	1.000	3,700,000	3,700,000
7543	701244 00006	SEPEDA MOTOR	MAHATOR	DAYANG DY 100 FORTUNA DY 100	2002	1.000	3,600,000	3,600,000
7544	701244 00006	SEPEDA MOTOR	MAHATOR	DAYANG DY 100 FORTUNA DY 100	2001	1.000	3,100,000	3,100,000
7545	701244 00006	SEPEDA MOTOR	MAHATOR	DAYANG DY 100 FORTUNA DY 100	2000	1.000	3,000,000	3,000,000
7546	701244 00008	SEPEDA MOTOR	MAHATOR	DAYANG DY 50-50cc	1998	1.000	1,700,000	1,700,000
7547	701244 00009	SEPEDA MOTOR	MAHATOR	DAYANG DY 90-85cc	2005	1.000	3,800,000	3,800,000
7548	701244 00009	SEPEDA MOTOR	MAHATOR	DAYANG DY 90-85cc	1998	1.000	2,500,000	2,500,000
7549	701244 00009	SEPEDA MOTOR	MAHATOR	DAYANG DY 90-85cc	1997	1.000	2,400,000	2,400,000
7550	701244 00010	SEPEDA MOTOR	MAHATOR	DRAGON (125cc)	2011	1.000	6,900,000	6,900,000
7551	701244 00010	SEPEDA MOTOR	MAHATOR	DRAGON (125cc)	2010	1.000	6,500,000	6,500,000
7552	701244 00010	SEPEDA MOTOR	MAHATOR	DRAGON (125cc)	2009	1.000	6,100,000	6,100,000
7553	701244 00010	SEPEDA MOTOR	MAHATOR	DRAGON (125cc)	2008	1.000	5,600,000	5,600,000
7554	701244 00010	SEPEDA MOTOR	MAHATOR	DRAGON (125cc)	2007	1.000	5,500,000	5,500,000
7555	701244 00010	SEPEDA MOTOR	MAHATOR	DRAGON (125cc)	2006	1.000	5,300,000	5,300,000

NO	KODING	JENIS	MEREK	TIPE	TH BUAT	BOBOT	NJKB	DP PKB
1	2	3	4	5	6	7	8	9
7556	701244 00010	SEPEDA MOTOR	MAHATOR	DRAGON (125cc)	2005	1.000	5,000,000	5,000,000
7557	701244 00010	SEPEDA MOTOR	MAHATOR	DRAGON (125cc)	2004	1.000	4,900,000	4,900,000
7558	701244 00010	SEPEDA MOTOR	MAHATOR	DRAGON (125cc)	2003	1.000	4,500,000	4,500,000
7559	701244 00010	SEPEDA MOTOR	MAHATOR	DRAGON (125cc)	2002	1.000	4,400,000	4,400,000
7560	701244 00010	SEPEDA MOTOR	MAHATOR	DRAGON (125cc)	2000	1.000	4,300,000	4,300,000
7561	701244 00011	SEPEDA MOTOR	MAHATOR	FORTUNA DY 100 A	2011	1.000	5,700,000	5,700,000
7562	701244 00011	SEPEDA MOTOR	MAHATOR	FORTUNA DY 100 A	2010	1.000	5,400,000	5,400,000
7563	701244 00011	SEPEDA MOTOR	MAHATOR	FORTUNA DY 100 A	2009	1.000	5,100,000	5,100,000
7564	701244 00011	SEPEDA MOTOR	MAHATOR	FORTUNA DY 100 A	2008	1.000	4,700,000	4,700,000
7565	701244 00011	SEPEDA MOTOR	MAHATOR	FORTUNA DY 100 A	2007	1.000	4,600,000	4,600,000
7566	701244 00011	SEPEDA MOTOR	MAHATOR	FORTUNA DY 100 A	2006	1.000	4,500,000	4,500,000
7567	701244 00011	SEPEDA MOTOR	MAHATOR	FORTUNA DY 100 A	2005	1.000	4,300,000	4,300,000
7568	701244 00012	SEPEDA MOTOR	MAHATOR	FUTURA DY 100 A	2011	1.000	5,700,000	5,700,000
7569	701244 00012	SEPEDA MOTOR	MAHATOR	FUTURA DY 100 A	2010	1.000	5,400,000	5,400,000
7570	701244 00012	SEPEDA MOTOR	MAHATOR	FUTURA DY 100 A	2009	1.000	5,100,000	5,100,000
7571	701244 00012	SEPEDA MOTOR	MAHATOR	FUTURA DY 100 A	2008	1.000	4,700,000	4,700,000
7572	701244 00013	SEPEDA MOTOR	MAHATOR	HUSKY MB 150cc	2005	1.000	5,900,000	5,900,000
7573	701244 00013	SEPEDA MOTOR	MAHATOR	HUSKY MB 150cc	2004	1.000	5,800,000	5,800,000
7574	701244 00013	SEPEDA MOTOR	MAHATOR	HUSKY MB 150cc	2003	1.000	5,400,000	5,400,000
7575	701244 00013	SEPEDA MOTOR	MAHATOR	HUSKY MB 150cc	2002	1.000	5,300,000	5,300,000
7576	701244 00013	SEPEDA MOTOR	MAHATOR	HUSKY MB 150cc	2001	1.000	5,200,000	5,200,000
7577	701244 00013	SEPEDA MOTOR	MAHATOR	HUSKY MB 150cc	2000	1.000	5,100,000	5,100,000
7578	701244 00013	SEPEDA MOTOR	MAHATOR	HUSKY MB 150cc	1999	1.000	5,100,000	5,100,000
7579	701244 00013	SEPEDA MOTOR	MAHATOR	HUSKY MB 150cc	1998	1.000	4,900,000	4,900,000
7580	701244 00013	SEPEDA MOTOR	MAHATOR	HUSKY MB 150cc	1997	1.000	4,800,000	4,800,000
7581	701244 00014	SEPEDA MOTOR	MAHATOR	MAESTRO	2005	1.000	5,900,000	5,900,000
7582	701244 00015	SEPEDA MOTOR	MAHATOR	MB 150 / 150cc	2011	1.000	7,900,000	7,900,000
7583	701244 00015	SEPEDA MOTOR	MAHATOR	MB 150 / 150cc	2010	1.000	7,400,000	7,400,000
7584	701244 00015	SEPEDA MOTOR	MAHATOR	MB 150 / 150cc	2009	1.000	6,900,000	6,900,000
7585	701244 00015	SEPEDA MOTOR	MAHATOR	MB 150 / 150cc	2008	1.000	6,300,000	6,300,000
7586	701244 00015	SEPEDA MOTOR	MAHATOR	MB 150 / 150cc	2007	1.000	6,200,000	6,200,000
7587	701244 00015	SEPEDA MOTOR	MAHATOR	MB 150 / 150cc	2006	1.000	6,000,000	6,000,000
7588	701244 00015	SEPEDA MOTOR	MAHATOR	MB 150 / 150cc	2005	1.000	5,900,000	5,900,000
7589	701244 00015	SEPEDA MOTOR	MAHATOR	MB 150 / 150cc	2004	1.000	5,800,000	5,800,000
7590	701244 00015	SEPEDA MOTOR	MAHATOR	MB 150 / 150cc	2003	1.000	5,400,000	5,400,000
7591	701244 00015	SEPEDA MOTOR	MAHATOR	MB 150 / 150cc	2002	1.000	5,300,000	5,300,000
7592	701244 00015	SEPEDA MOTOR	MAHATOR	MB 150 / 150cc	2001	1.000	5,200,000	5,200,000
7593	701244 00015	SEPEDA MOTOR	MAHATOR	MB 150 / 150cc	2000	1.000	5,100,000	5,100,000
7594	701244 00016	SEPEDA MOTOR	MAHATOR	SKUTER DUKE	2005	1.000	4,300,000	4,300,000
7595	701244 00017	SEPEDA MOTOR	MAHATOR	SKUTER PARTY 100	2005	1.000	4,300,000	4,300,000
7596	701244 00018	SEPEDA MOTOR	MAHATOR	SOLOMO ANGSA 110-05	2011	1.000	6,100,000	6,100,000
7597	701244 00018	SEPEDA MOTOR	MAHATOR	SOLOMO ANGSA 110-05	2010	1.000	5,800,000	5,800,000
7598	701244 00018	SEPEDA MOTOR	MAHATOR	SOLOMO ANGSA 110-05	2009	1.000	5,500,000	5,500,000
7599	701244 00018	SEPEDA MOTOR	MAHATOR	SOLOMO ANGSA 110-05	2008	1.000	5,100,000	5,100,000
7600	701244 00018	SEPEDA MOTOR	MAHATOR	SOLOMO ANGSA 110-05	2007	1.000	5,000,000	5,000,000
7601	701246 00002	SEPEDA MOTOR	MAICO	MAICO	1980	1.000	1,600,000	1,600,000
7602	701246 00001	SEPEDA MOTOR	MAICO	SOLOMO ANGSA 110	2005	1.000	4,600,000	4,600,000
7603	701248 00001	SEPEDA MOTOR	MANDIRI	ACHIEVER MD 100C	2003	1.000	3,700,000	3,700,000
7604	701248 00001	SEPEDA MOTOR	MANDIRI	ACHIEVER MD 100C	2002	1.000	3,600,000	3,600,000
7605	701248 00001	SEPEDA MOTOR	MANDIRI	ACHIEVER MD 100C	2001	1.000	3,100,000	3,100,000
7606	701248 00001	SEPEDA MOTOR	MANDIRI	ACHIEVER MD 100C	2000	1.000	3,000,000	3,000,000
7607	701248 00002	SEPEDA MOTOR	MANDIRI	ALBATROS MD 100A	2003	1.000	3,700,000	3,700,000
7608	701248 00002	SEPEDA MOTOR	MANDIRI	ALBATROS MD 100A	2002	1.000	3,600,000	3,600,000
7609	701248 00002	SEPEDA MOTOR	MANDIRI	ALBATROS MD 100A	2001	1.000	3,100,000	3,100,000
7610	701248 00002	SEPEDA MOTOR	MANDIRI	ALBATROS MD 100A	2000	1.000	3,000,000	3,000,000
7611	701248 00003	SEPEDA MOTOR	MANDIRI	AMBITION MD 100B	2003	1.000	3,700,000	3,700,000
7612	701248 00003	SEPEDA MOTOR	MANDIRI	AMBITION MD 100B	2002	1.000	3,600,000	3,600,000
7613	701248 00003	SEPEDA MOTOR	MANDIRI	AMBITION MD 100B	2001	1.000	3,100,000	3,100,000
7614	701248 00003	SEPEDA MOTOR	MANDIRI	AMBITION MD 100B	2000	1.000	3,000,000	3,000,000
7615	701248 00004	SEPEDA MOTOR	MANDIRI	ARJUNA 150X	2006	1.000	6,000,000	6,000,000
7616	701248 00004	SEPEDA MOTOR	MANDIRI	ARJUNA 150X	2005	1.000	5,900,000	5,900,000
7617	701248 00005	SEPEDA MOTOR	MANDIRI	BIG HAWK MD 150B	2003	1.000	5,400,000	5,400,000
7618	701248 00005	SEPEDA MOTOR	MANDIRI	BIG HAWK MD 150B	2002	1.000	5,300,000	5,300,000
7619	701248 00005	SEPEDA MOTOR	MANDIRI	BIG HAWK MD 150B	2001	1.000	5,200,000	5,200,000
7620	701248 00005	SEPEDA MOTOR	MANDIRI	BIG HAWK MD 150B	2000	1.000	5,100,000	5,100,000
7621	701248 00006	SEPEDA MOTOR	MANDIRI	BIMA R	2005	1.000	4,300,000	4,300,000
7622	701248 00006	SEPEDA MOTOR	MANDIRI	BIMA R	2004	1.000	4,100,000	4,100,000
7623	701248 00007	SEPEDA MOTOR	MANDIRI	BIMA SX	2005	1.000	4,300,000	4,300,000
7624	701248 00007	SEPEDA MOTOR	MANDIRI	BIMA SX	2004	1.000	4,100,000	4,100,000
7625	701248 00008	SEPEDA MOTOR	MANDIRI	BIMA X	2005	1.000	4,300,000	4,300,000
7626	701248 00008	SEPEDA MOTOR	MANDIRI	BIMA X	2004	1.000	4,100,000	4,100,000
7627	701248 00009	SEPEDA MOTOR	MANDIRI	BIMA Z	2006	1.000	4,500,000	4,500,000
7628	701248 00009	SEPEDA MOTOR	MANDIRI	BIMA Z	2005	1.000	4,300,000	4,300,000
7629	701248 00009	SEPEDA MOTOR	MANDIRI	BIMA Z	2004	1.000	4,100,000	4,100,000
7630	701248 00010	SEPEDA MOTOR	MANDIRI	BISMA 250 X	2006	1.000	8,400,000	8,400,000
7631	701248 00010	SEPEDA MOTOR	MANDIRI	BISMA 250 X	2005	1.000	8,200,000	8,200,000
7632	701248 00020	SEPEDA MOTOR	MANDIRI	BM 100-G NEW BIMA X	2011	1.000	5,000,000	5,000,000
7633	701248 00020	SEPEDA MOTOR	MANDIRI	BM 100-G NEW BIMA X	2010	1.000	4,900,000	4,900,000
7634	701248 00020	SEPEDA MOTOR	MANDIRI	BM 100-G NEW BIMA X	2009	1.000	4,800,000	4,800,000
7635	701248 00020	SEPEDA MOTOR	MANDIRI	BM 100-G NEW BIMA X	2008	1.000	4,700,000	4,700,000
7636	701248 00020	SEPEDA MOTOR	MANDIRI	BM 100-G NEW BIMA X	2007	1.000	4,600,000	4,600,000
7637	701248 00019	SEPEDA MOTOR	MANDIRI	BM 100-H NEW SENA Z	2011	1.000	5,100,000	5,100,000
7638	701248 00019	SEPEDA MOTOR	MANDIRI	BM 100-H NEW SENA Z	2010	1.000	5,000,000	5,000,000
7639	701248 00019	SEPEDA MOTOR	MANDIRI	BM 100-H NEW SENA Z	2009	1.000	4,900,000	4,900,000
7640	701248 00019	SEPEDA MOTOR	MANDIRI	BM 100-H NEW SENA Z	2008	1.000	4,800,000	4,800,000
7641	701248 00019	SEPEDA MOTOR	MANDIRI	BM 100-H NEW SENA Z	2007	1.000	4,700,000	4,700,000
7642	701248 00021	SEPEDA MOTOR	MANDIRI	BM 125-2 XTRIME	2011	1.000	6,900,000	6,900,000
7643	701248 00021	SEPEDA MOTOR	MANDIRI	BM 125-2 XTRIME	2010	1.000	6,500,000	6,500,000
7644	701248 00021	SEPEDA MOTOR	MANDIRI	BM 125-2 XTRIME	2009	1.000	6,100,000	6,100,000
7645	701248 00021	SEPEDA MOTOR	MANDIRI	BM 125-2 XTRIME	2008	1.000	5,600,000	5,600,000

NO	KODING	JENIS	MEREK	TIPE	TH BUAT	BOBOT	NJKB	DP PKB
1	2	3	4	5	6	7	8	9
7646	701248 00021	SEPEDA MOTOR	MANDIRI	BM 125-2 XTRIME	2007	1.000	5,500,000	5,500,000
7647	701248 00022	SEPEDA MOTOR	MANDIRI	BM 80-A FLASH	2011	1.000	4,300,000	4,300,000
7648	701248 00022	SEPEDA MOTOR	MANDIRI	BM 80-A FLASH	2010	1.000	4,200,000	4,200,000
7649	701248 00022	SEPEDA MOTOR	MANDIRI	BM 80-A FLASH	2009	1.000	4,100,000	4,100,000
7650	701248 00022	SEPEDA MOTOR	MANDIRI	BM 80-A FLASH	2008	1.000	4,000,000	4,000,000
7651	701248 00022	SEPEDA MOTOR	MANDIRI	BM 80-A FLASH	2007	1.000	3,900,000	3,900,000
7652	701248 00011	SEPEDA MOTOR	MANDIRI	EXPLORER MD 150A	2004	1.000	5,800,000	5,800,000
7653	701248 00011	SEPEDA MOTOR	MANDIRI	EXPLORER MD 150A	2003	1.000	5,400,000	5,400,000
7654	701248 00011	SEPEDA MOTOR	MANDIRI	EXPLORER MD 150A	2002	1.000	5,300,000	5,300,000
7655	701248 00011	SEPEDA MOTOR	MANDIRI	EXPLORER MD 150A	2001	1.000	5,200,000	5,200,000
7656	701248 00012	SEPEDA MOTOR	MANDIRI	FALCON MD 100E	2003	1.000	3,700,000	3,700,000
7657	701248 00012	SEPEDA MOTOR	MANDIRI	FALCON MD 100E	2002	1.000	3,600,000	3,600,000
7658	701248 00012	SEPEDA MOTOR	MANDIRI	FALCON MD 100E	2001	1.000	3,100,000	3,100,000
7659	701248 00013	SEPEDA MOTOR	MANDIRI	FRIGATE MD 125B	2003	1.000	4,500,000	4,500,000
7660	701248 00013	SEPEDA MOTOR	MANDIRI	FRIGATE MD 125B	2002	1.000	4,400,000	4,400,000
7661	701248 00013	SEPEDA MOTOR	MANDIRI	FRIGATE MD 125B	2001	1.000	4,300,000	4,300,000
7662	701248 00013	SEPEDA MOTOR	MANDIRI	FRIGATE MD 125B	2000	1.000	4,200,000	4,200,000
7663	701248 00014	SEPEDA MOTOR	MANDIRI	KRESNA 125XZ	2006	1.000	5,300,000	5,300,000
7664	701248 00014	SEPEDA MOTOR	MANDIRI	KRESNA 125XZ	2005	1.000	5,000,000	5,000,000
7665	701248 00015	SEPEDA MOTOR	MANDIRI	PRINCES MD 100TD	2003	1.000	3,700,000	3,700,000
7666	701248 00015	SEPEDA MOTOR	MANDIRI	PRINCES MD 100TD	2002	1.000	3,600,000	3,600,000
7667	701248 00015	SEPEDA MOTOR	MANDIRI	PRINCES MD 100TD	2001	1.000	3,100,000	3,100,000
7668	701248 00016	SEPEDA MOTOR	MANDIRI	SENA R	2004	1.000	4,100,000	4,100,000
7669	701248 00017	SEPEDA MOTOR	MANDIRI	SENA Z	2004	1.000	4,100,000	4,100,000
7670	701248 00018	SEPEDA MOTOR	MANDIRI	SPORTIF MD 125A	2003	1.000	4,500,000	4,500,000
7671	701248 00018	SEPEDA MOTOR	MANDIRI	SPORTIF MD 125A	2002	1.000	4,400,000	4,400,000
7672	701248 00018	SEPEDA MOTOR	MANDIRI	SPORTIF MD 125A	2001	1.000	4,300,000	4,300,000
7673	701251 00003	SEPEDA MOTOR	MATRA	BOMBA MS 125	2000	1.000	5,900,000	5,900,000
7674	701254 00001	SEPEDA MOTOR	MEGURO	MEGURO	1980	1.000	2,000,000	2,000,000
7675	701258 00001	SEPEDA MOTOR	MILLENIUM	50 CC	1983	1.000	1,000,000	1,000,000
7676	701258 00002	SEPEDA MOTOR	MILLENIUM	ML 100 D	2003	1.000	3,700,000	3,700,000
7677	701258 00002	SEPEDA MOTOR	MILLENIUM	ML 100 D	2002	1.000	3,600,000	3,600,000
7678	701258 00002	SEPEDA MOTOR	MILLENIUM	ML 100 D	2001	1.000	3,100,000	3,100,000
7679	701258 00002	SEPEDA MOTOR	MILLENIUM	ML 100 D	2000	1.000	3,000,000	3,000,000
7680	701258 00003	SEPEDA MOTOR	MILLENIUM	ML 100 SUPER	2003	1.000	3,700,000	3,700,000
7681	701258 00003	SEPEDA MOTOR	MILLENIUM	ML 100 SUPER	2002	1.000	3,600,000	3,600,000
7682	701258 00003	SEPEDA MOTOR	MILLENIUM	ML 100 SUPER	2001	1.000	3,100,000	3,100,000
7683	701258 00003	SEPEDA MOTOR	MILLENIUM	ML 100 SUPER	2000	1.000	3,000,000	3,000,000
7684	701258 00004	SEPEDA MOTOR	MILLENIUM	ML 100 SUPER -S	2003	1.000	3,700,000	3,700,000
7685	701258 00004	SEPEDA MOTOR	MILLENIUM	ML 100 SUPER -S	2002	1.000	3,600,000	3,600,000
7686	701258 00004	SEPEDA MOTOR	MILLENIUM	ML 100 SUPER -S	2001	1.000	3,100,000	3,100,000
7687	701258 00004	SEPEDA MOTOR	MILLENIUM	ML 100 SUPER -S	2000	1.000	3,000,000	3,000,000
7688	701258 00005	SEPEDA MOTOR	MILLENIUM	ML 100 SUPER X	2004	1.000	4,100,000	4,100,000
7689	701258 00006	SEPEDA MOTOR	MILLENIUM	ML 110 SG	2003	1.000	4,100,000	4,100,000
7690	701258 00006	SEPEDA MOTOR	MILLENIUM	ML 110 SG	2002	1.000	4,000,000	4,000,000
7691	701258 00007	SEPEDA MOTOR	MILLENIUM	ML 150	2003	1.000	5,400,000	5,400,000
7692	701258 00007	SEPEDA MOTOR	MILLENIUM	ML 150	2002	1.000	5,300,000	5,300,000
7693	701258 00008	SEPEDA MOTOR	MILLENIUM	ML 150 TR	2003	1.000	5,400,000	5,400,000
7694	701258 00008	SEPEDA MOTOR	MILLENIUM	ML 150 TR	2002	1.000	5,300,000	5,300,000
7695	701258 00009	SEPEDA MOTOR	MILLENIUM	ML 250	2003	1.000	7,500,000	7,500,000
7696	701258 00009	SEPEDA MOTOR	MILLENIUM	ML 250	2002	1.000	7,300,000	7,300,000
7697	701258 00009	SEPEDA MOTOR	MILLENIUM	ML 250	2001	1.000	6,900,000	6,900,000
7698	701258 00009	SEPEDA MOTOR	MILLENIUM	ML 250	2000	1.000	6,600,000	6,600,000
7699	701258 00010	SEPEDA MOTOR	MILLENIUM	MM 100-6	2003	1.000	3,700,000	3,700,000
7700	701258 00010	SEPEDA MOTOR	MILLENIUM	MM 100-6	2002	1.000	3,600,000	3,600,000
7701	701258 00010	SEPEDA MOTOR	MILLENIUM	MM 100-6	2001	1.000	3,100,000	3,100,000
7702	701258 00010	SEPEDA MOTOR	MILLENIUM	MM 100-6	2000	1.000	3,000,000	3,000,000
7703	701258 00011	SEPEDA MOTOR	MILLENIUM	MM 100-6B	2003	1.000	3,700,000	3,700,000
7704	701258 00011	SEPEDA MOTOR	MILLENIUM	MM 100-6B	2002	1.000	3,600,000	3,600,000
7705	701258 00011	SEPEDA MOTOR	MILLENIUM	MM 100-6B	2001	1.000	3,100,000	3,100,000
7706	701258 00011	SEPEDA MOTOR	MILLENIUM	MM 100-6B	2000	1.000	3,000,000	3,000,000
7707	701258 00012	SEPEDA MOTOR	MILLENIUM	MM 110 A	2000	1.000	3,500,000	3,500,000
7708	701258 00013	SEPEDA MOTOR	MILLENIUM	MM 125 T 0 7	2000	1.000	4,300,000	4,300,000
7709	701258 00014	SEPEDA MOTOR	MILLENIUM	MM 250	2002	1.000	7,300,000	7,300,000
7710	701258 00014	SEPEDA MOTOR	MILLENIUM	MM 250	2001	1.000	6,900,000	6,900,000
7711	701258 00014	SEPEDA MOTOR	MILLENIUM	MM 250	2000	1.000	6,600,000	6,600,000
7712	701264 00001	SEPEDA MOTOR	MOCIN	150-4	2001	1.000	5,200,000	5,200,000
7713	701264 00002	SEPEDA MOTOR	MOCIN	MC 100-4	2006	1.000	4,500,000	4,500,000
7714	701264 00002	SEPEDA MOTOR	MOCIN	MC 100-4	2005	1.000	4,300,000	4,300,000
7715	701264 00002	SEPEDA MOTOR	MOCIN	MC 100-4	2004	1.000	4,100,000	4,100,000
7716	701264 00002	SEPEDA MOTOR	MOCIN	MC 100-4	2003	1.000	3,700,000	3,700,000
7717	701264 00002	SEPEDA MOTOR	MOCIN	MC 100-4	2002	1.000	3,600,000	3,600,000
7718	701264 00002	SEPEDA MOTOR	MOCIN	MC 100-4	2001	1.000	3,100,000	3,100,000
7719	701264 00003	SEPEDA MOTOR	MOCIN	MC 100-5	2004	1.000	4,100,000	4,100,000
7720	701264 00003	SEPEDA MOTOR	MOCIN	MC 100-5	2003	1.000	3,700,000	3,700,000
7721	701264 00003	SEPEDA MOTOR	MOCIN	MC 100-5	2002	1.000	3,600,000	3,600,000
7722	701264 00003	SEPEDA MOTOR	MOCIN	MC 100-5	2001	1.000	3,100,000	3,100,000
7723	701264 00004	SEPEDA MOTOR	MOCIN	MC 100-A	2004	1.000	4,100,000	4,100,000
7724	701264 00004	SEPEDA MOTOR	MOCIN	MC 100-A	2003	1.000	3,700,000	3,700,000
7725	701264 00004	SEPEDA MOTOR	MOCIN	MC 100-A	2002	1.000	3,600,000	3,600,000
7726	701264 00004	SEPEDA MOTOR	MOCIN	MC 100-A	2001	1.000	3,100,000	3,100,000
7727	701264 00005	SEPEDA MOTOR	MOCIN	MC 110-3	2005	1.000	4,700,000	4,700,000
7728	701264 00005	SEPEDA MOTOR	MOCIN	MC 110-3	2004	1.000	4,500,000	4,500,000
7729	701264 00005	SEPEDA MOTOR	MOCIN	MC 110-3	2003	1.000	4,100,000	4,100,000
7730	701264 00005	SEPEDA MOTOR	MOCIN	MC 110-3	2002	1.000	4,000,000	4,000,000
7731	701264 00005	SEPEDA MOTOR	MOCIN	MC 110-3	2001	1.000	3,900,000	3,900,000
7732	701264 00006	SEPEDA MOTOR	MOCIN	MC 125 T-2C	2004	1.000	4,900,000	4,900,000
7733	701264 00006	SEPEDA MOTOR	MOCIN	MC 125 T-2C	2003	1.000	4,500,000	4,500,000
7734	701264 00006	SEPEDA MOTOR	MOCIN	MC 125 T-2C	2002	1.000	4,400,000	4,400,000
7735	701264 00006	SEPEDA MOTOR	MOCIN	MC 125 T-2C	2001	1.000	4,300,000	4,300,000

NO	KODING	JENIS	MEREK	TIPE	TH BUAT	BOBOT	NJKB	DP PKB
1	2	3	4	5	6	7	8	9
7736	701264 00007	SEPEDA MOTOR	MOCIN	MC 125 T-2D	2005	1.000	5,100,000	5,100,000
7737	701264 00007	SEPEDA MOTOR	MOCIN	MC 125 T-2D	2004	1.000	4,900,000	4,900,000
7738	701264 00007	SEPEDA MOTOR	MOCIN	MC 125 T-2D	2003	1.000	4,500,000	4,500,000
7739	701264 00007	SEPEDA MOTOR	MOCIN	MC 125 T-2D	2002	1.000	4,400,000	4,400,000
7740	701264 00007	SEPEDA MOTOR	MOCIN	MC 125 T-2D	2001	1.000	4,300,000	4,300,000
7741	701264 00008	SEPEDA MOTOR	MOCIN	MC 200 CROSS	2011	1.000	9,400,000	9,400,000
7742	701264 00008	SEPEDA MOTOR	MOCIN	MC 200 CROSS	2010	1.000	8,900,000	8,900,000
7743	701264 00008	SEPEDA MOTOR	MOCIN	MC 200 CROSS	2009	1.000	8,400,000	8,400,000
7744	701264 00008	SEPEDA MOTOR	MOCIN	MC 200 CROSS	2008	1.000	7,800,000	7,800,000
7745	701264 00008	SEPEDA MOTOR	MOCIN	MC 200 CROSS	2007	1.000	7,700,000	7,700,000
7746	701264 00008	SEPEDA MOTOR	MOCIN	MC 200 CROSS	2006	1.000	7,300,000	7,300,000
7747	701264 00009	SEPEDA MOTOR	MOCIN	MC 250	2003	1.000	7,500,000	7,500,000
7748	701264 00009	SEPEDA MOTOR	MOCIN	MC 250	2002	1.000	7,300,000	7,300,000
7749	701264 00010	SEPEDA MOTOR	MOCIN	MM 250	2003	1.000	7,500,000	7,500,000
7750	701264 00011	SEPEDA MOTOR	MOCIN	RT 200	2006	1.000	7,300,000	7,300,000
7751	701266 00001	SEPEDA MOTOR	MORIN	KRISTAR 110cc	2007	1.000	5,200,000	5,200,000
7752	701266 00001	SEPEDA MOTOR	MORIN	KRISTAR 110cc	2006	1.000	4,800,000	4,800,000
7753	701266 00002	SEPEDA MOTOR	MORIN	M 100-6ZX (JUSTICER Z) 100cc	2015	1.000	6,300,000	6,300,000
7754	701266 00002	SEPEDA MOTOR	MORIN	M 100-6ZX (JUSTICER Z) 100cc	2014	1.000	6,200,000	6,200,000
7755	701266 00002	SEPEDA MOTOR	MORIN	M 100-6ZX (JUSTICER Z) 100cc	2013	1.000	6,100,000	6,100,000
7756	701266 00002	SEPEDA MOTOR	MORIN	M 100-6ZX (JUSTICER Z) 100cc	2012	1.000	6,000,000	6,000,000
7757	701266 00002	SEPEDA MOTOR	MORIN	M 100-6ZX (JUSTICER Z) 100cc	2011	1.000	5,700,000	5,700,000
7758	701266 00002	SEPEDA MOTOR	MORIN	M 100-6ZX (JUSTICER Z) 100cc	2010	1.000	5,400,000	5,400,000
7759	701266 00002	SEPEDA MOTOR	MORIN	M 100-6ZX (JUSTICER Z) 100cc	2009	1.000	5,100,000	5,100,000
7760	701266 00002	SEPEDA MOTOR	MORIN	M 100-6ZX (JUSTICER Z) 100cc	2008	1.000	4,700,000	4,700,000
7761	701266 00002	SEPEDA MOTOR	MORIN	M 100-6ZX (JUSTICER Z) 100cc	2007	1.000	4,600,000	4,600,000
7762	701266 00002	SEPEDA MOTOR	MORIN	M 100-6ZX (JUSTICER Z) 100cc	2006	1.000	4,500,000	4,500,000
7763	701266 00002	SEPEDA MOTOR	MORIN	M 100-6ZX (JUSTICER Z) 100cc	2005	1.000	4,300,000	4,300,000
7764	701266 00010	SEPEDA MOTOR	MORIN	M-XM	2015	1.000	6,300,000	6,300,000
7765	701266 00010	SEPEDA MOTOR	MORIN	M-XM	2014	1.000	6,200,000	6,200,000
7766	701266 00010	SEPEDA MOTOR	MORIN	M-XM	2013	1.000	6,100,000	6,100,000
7767	701266 00010	SEPEDA MOTOR	MORIN	M-XM	2012	1.000	6,000,000	6,000,000
7768	701266 00010	SEPEDA MOTOR	MORIN	M-XM	2011	1.000	5,700,000	5,700,000
7769	701266 00010	SEPEDA MOTOR	MORIN	M-XM	2010	1.000	5,400,000	5,400,000
7770	701266 00010	SEPEDA MOTOR	MORIN	M-XM	2009	1.000	5,100,000	5,100,000
7771	701266 00010	SEPEDA MOTOR	MORIN	M-XM	2008	1.000	4,700,000	4,700,000
7772	701266 00010	SEPEDA MOTOR	MORIN	M-XM	2007	1.000	4,600,000	4,600,000
7773	701266 00003	SEPEDA MOTOR	MORIN	SPORTY	2005	1.000	4,300,000	4,300,000
7774	701266 00003	SEPEDA MOTOR	MORIN	SPORTY	2004	1.000	4,100,000	4,100,000
7775	701266 00004	SEPEDA MOTOR	MORIN	SPORTY.R	2005	1.000	4,300,000	4,300,000
7776	701266 00004	SEPEDA MOTOR	MORIN	SPORTY.R	2004	1.000	4,100,000	4,100,000
7777	701266 00005	SEPEDA MOTOR	MORIN	SPORTY.S	2004	1.000	4,100,000	4,100,000
7778	701266 00006	SEPEDA MOTOR	MORIN	SUPER	2011	1.000	5,700,000	5,700,000
7779	701266 00006	SEPEDA MOTOR	MORIN	SUPER	2010	1.000	5,400,000	5,400,000
7780	701266 00006	SEPEDA MOTOR	MORIN	SUPER	2009	1.000	5,100,000	5,100,000
7781	701266 00006	SEPEDA MOTOR	MORIN	SUPER	2008	1.000	4,700,000	4,700,000
7782	701266 00006	SEPEDA MOTOR	MORIN	SUPER	2007	1.000	4,600,000	4,600,000
7783	701266 00006	SEPEDA MOTOR	MORIN	SUPER	2006	1.000	4,500,000	4,500,000
7784	701266 00006	SEPEDA MOTOR	MORIN	SUPER	2005	1.000	4,300,000	4,300,000
7785	701266 00006	SEPEDA MOTOR	MORIN	SUPER	2004	1.000	4,100,000	4,100,000
7786	701266 00006	SEPEDA MOTOR	MORIN	SUPER	2003	1.000	3,700,000	3,700,000
7787	701266 00007	SEPEDA MOTOR	MORIN	SUPER BIT	2011	1.000	5,700,000	5,700,000
7788	701266 00007	SEPEDA MOTOR	MORIN	SUPER BIT	2010	1.000	5,400,000	5,400,000
7789	701266 00007	SEPEDA MOTOR	MORIN	SUPER BIT	2009	1.000	5,100,000	5,100,000
7790	701266 00007	SEPEDA MOTOR	MORIN	SUPER BIT	2008	1.000	4,700,000	4,700,000
7791	701266 00007	SEPEDA MOTOR	MORIN	SUPER BIT	2007	1.000	4,600,000	4,600,000
7792	701266 00007	SEPEDA MOTOR	MORIN	SUPER BIT	2006	1.000	4,500,000	4,500,000
7793	701266 00007	SEPEDA MOTOR	MORIN	SUPER BIT	2005	1.000	4,300,000	4,300,000
7794	701266 00007	SEPEDA MOTOR	MORIN	SUPER BIT	2004	1.000	4,100,000	4,100,000
7795	701266 00008	SEPEDA MOTOR	MORIN	SUPER SCD	2004	1.000	4,900,000	4,900,000
7796	701266 00008	SEPEDA MOTOR	MORIN	SUPER SCD	2003	1.000	4,500,000	4,500,000
7797	701266 00009	SEPEDA MOTOR	MORIN	SUPER X	2015	1.000	6,700,000	6,700,000
7798	701266 00009	SEPEDA MOTOR	MORIN	SUPER X	2014	1.000	6,600,000	6,600,000
7799	701266 00009	SEPEDA MOTOR	MORIN	SUPER X	2013	1.000	6,500,000	6,500,000
7800	701266 00009	SEPEDA MOTOR	MORIN	SUPER X	2012	1.000	6,300,000	6,300,000
7801	701266 00009	SEPEDA MOTOR	MORIN	SUPER X	2011	1.000	6,100,000	6,100,000
7802	701266 00009	SEPEDA MOTOR	MORIN	SUPER X	2010	1.000	5,800,000	5,800,000
7803	701266 00009	SEPEDA MOTOR	MORIN	SUPER X	2009	1.000	5,500,000	5,500,000
7804	701266 00009	SEPEDA MOTOR	MORIN	SUPER X	2008	1.000	5,100,000	5,100,000
7805	701266 00009	SEPEDA MOTOR	MORIN	SUPER X	2007	1.000	5,000,000	5,000,000
7806	701266 00009	SEPEDA MOTOR	MORIN	SUPER X	2006	1.000	4,800,000	4,800,000
7807	701266 00009	SEPEDA MOTOR	MORIN	SUPER X	2005	1.000	4,600,000	4,600,000
7808	701266 00009	SEPEDA MOTOR	MORIN	SUPER X	2004	1.000	4,500,000	4,500,000
7809	701266 00009	SEPEDA MOTOR	MORIN	SUPER X	2003	1.000	4,400,000	4,400,000
7810	701270 00001	SEPEDA MOTOR	MOTO ACE	99cc	1980	1.000	1,600,000	1,600,000
7811	701273 00001	SEPEDA MOTOR	MOTORI	MOTOGUZZI	2000	1.000	3,000,000	3,000,000
7812	701273 00001	SEPEDA MOTOR	MOTORI	MOTOGUZZI	1983	1.000	1,600,000	1,600,000
7813	701273 00002	SEPEDA MOTOR	MOTORI	ZX-100	2002	1.000	3,600,000	3,600,000
7814	701273 00002	SEPEDA MOTOR	MOTORI	ZX-100	2001	1.000	3,100,000	3,100,000
7815	701275 00002	SEPEDA MOTOR	MV AGUSTA	BRUTALE 1090R	2015	1.000	311,000,000	311,000,000
7816	701275 00002	SEPEDA MOTOR	MV AGUSTA	BRUTALE 1090R	2014	1.000	296,000,000	296,000,000
7817	701275 00003	SEPEDA MOTOR	MV AGUSTA	BRUTALE 675	2015	1.000	209,000,000	209,000,000
7818	701275 00003	SEPEDA MOTOR	MV AGUSTA	BRUTALE 675	2014	1.000	199,000,000	199,000,000
7819	701275 00004	SEPEDA MOTOR	MV AGUSTA	BRUTALE B3 800	2015	1.000	240,000,000	240,000,000
7820	701275 00004	SEPEDA MOTOR	MV AGUSTA	BRUTALE B3 800	2014	1.000	229,000,000	229,000,000
7821	701275 00001	SEPEDA MOTOR	MV AGUSTA	F 4 S 1 + 1	2003	1.000	216,700,000	216,700,000
7822	701275 00001	SEPEDA MOTOR	MV AGUSTA	F 4 S 1 + 1	2002	1.000	211,300,000	211,300,000
7823	701275 00001	SEPEDA MOTOR	MV AGUSTA	F 4 S 1 + 1	2001	1.000	205,900,000	205,900,000
7824	701275 00005	SEPEDA MOTOR	MV AGUSTA	SUPERBIKE F4R	2015	1.000	360,000,000	360,000,000
7825	701275 00005	SEPEDA MOTOR	MV AGUSTA	SUPERBIKE F4R	2014	1.000	343,000,000	343,000,000

NO	KODING	JENIS	MEREK	TIPE	TH BUAT	BOBOT	NJKB	DP PKB
1	2	3	4	5	6	7	8	9
7826	701276 00001	SEPEDA MOTOR	MYPET	MYPET	1980	1.000	1,300,000	1,300,000
7827	701277 00001	SEPEDA MOTOR	NANFANG	NF 100	2004	1.000	4,100,000	4,100,000
7828	701277 00001	SEPEDA MOTOR	NANFANG	NF 100	2003	1.000	3,700,000	3,700,000
7829	701277 00001	SEPEDA MOTOR	NANFANG	NF 100	2002	1.000	3,600,000	3,600,000
7830	701277 00001	SEPEDA MOTOR	NANFANG	NF 100	2001	1.000	3,100,000	3,100,000
7831	701277 00001	SEPEDA MOTOR	NANFANG	NF 100	2000	1.000	3,100,000	3,100,000
7832	701277 00002	SEPEDA MOTOR	NANFANG	NF 110	2004	1.000	4,500,000	4,500,000
7833	701277 00002	SEPEDA MOTOR	NANFANG	NF 110	2003	1.000	4,100,000	4,100,000
7834	701277 00002	SEPEDA MOTOR	NANFANG	NF 110	2002	1.000	4,000,000	4,000,000
7835	701277 00002	SEPEDA MOTOR	NANFANG	NF 110	2001	1.000	3,900,000	3,900,000
7836	701277 00002	SEPEDA MOTOR	NANFANG	NF 110	2000	1.000	3,500,000	3,500,000
7837	701277 00003	SEPEDA MOTOR	NANFANG	NF 110 DRAGON	2004	1.000	4,500,000	4,500,000
7838	701277 00003	SEPEDA MOTOR	NANFANG	NF 110 DRAGON	2003	1.000	4,100,000	4,100,000
7839	701277 00003	SEPEDA MOTOR	NANFANG	NF 110 DRAGON	2002	1.000	4,000,000	4,000,000
7840	701277 00003	SEPEDA MOTOR	NANFANG	NF 110 DRAGON	2001	1.000	3,900,000	3,900,000
7841	701277 00004	SEPEDA MOTOR	NANFANG	NF 110 SUPERIOR X	2004	1.000	4,500,000	4,500,000
7842	701277 00004	SEPEDA MOTOR	NANFANG	NF 110 SUPERIOR X	2003	1.000	4,100,000	4,100,000
7843	701277 00004	SEPEDA MOTOR	NANFANG	NF 110 SUPERIOR X	2002	1.000	4,000,000	4,000,000
7844	701277 00004	SEPEDA MOTOR	NANFANG	NF 110 SUPERIOR X	2001	1.000	3,900,000	3,900,000
7845	701277 00005	SEPEDA MOTOR	NANFANG	NF 125 T-4 FAVOURITE	2003	1.000	4,500,000	4,500,000
7846	701277 00005	SEPEDA MOTOR	NANFANG	NF 125 T-4 FAVOURITE	2002	1.000	4,400,000	4,400,000
7847	701277 00005	SEPEDA MOTOR	NANFANG	NF 125 T-4 FAVOURITE	2001	1.000	4,300,000	4,300,000
7848	701278 00001	SEPEDA MOTOR	NANKING	CITI 100	2006	1.000	4,300,000	4,300,000
7849	701278 00001	SEPEDA MOTOR	NANKING	CITI 100	2005	1.000	4,200,000	4,200,000
7850	701278 00001	SEPEDA MOTOR	NANKING	CITI 100	2004	1.000	4,100,000	4,100,000
7851	701278 00002	SEPEDA MOTOR	NANKING	FIGHTER 100	2004	1.000	4,100,000	4,100,000
7852	701278 00003	SEPEDA MOTOR	NANKING	NF 125 T-4 FAVOURITE	2004	1.000	4,900,000	4,900,000
7853	701278 00004	SEPEDA MOTOR	NANKING	RANGER 100	2004	1.000	4,100,000	4,100,000
7854	701280 00001	SEPEDA MOTOR	NASHA	100cc/NS100-1A	2003	1.000	3,700,000	3,700,000
7855	701280 00001	SEPEDA MOTOR	NASHA	100cc/NS100-1A	2002	1.000	3,600,000	3,600,000
7856	701280 00001	SEPEDA MOTOR	NASHA	100cc/NS100-1A	2001	1.000	3,100,000	3,100,000
7857	701280 00001	SEPEDA MOTOR	NASHA	100cc/NS100-1A	2000	1.000	3,000,000	3,000,000
7858	701280 00002	SEPEDA MOTOR	NASHA	110 - 3	2002	1.000	4,000,000	4,000,000
7859	701280 00002	SEPEDA MOTOR	NASHA	110 - 3	2001	1.000	3,900,000	3,900,000
7860	701280 00003	SEPEDA MOTOR	NASHA	110 - 3A	2004	1.000	4,500,000	4,500,000
7861	701280 00003	SEPEDA MOTOR	NASHA	110 - 3A	2003	1.000	4,100,000	4,100,000
7862	701280 00004	SEPEDA MOTOR	NASHA	110 - 5	2004	1.000	4,500,000	4,500,000
7863	701280 00004	SEPEDA MOTOR	NASHA	110 - 5	2003	1.000	4,100,000	4,100,000
7864	701280 00004	SEPEDA MOTOR	NASHA	110 - 5	2002	1.000	4,000,000	4,000,000
7865	701280 00005	SEPEDA MOTOR	NASHA	110cc	2003	1.000	4,100,000	4,100,000
7866	701280 00005	SEPEDA MOTOR	NASHA	110cc	2002	1.000	4,000,000	4,000,000
7867	701280 00005	SEPEDA MOTOR	NASHA	110cc	2001	1.000	3,900,000	3,900,000
7868	701280 00005	SEPEDA MOTOR	NASHA	110cc	2000	1.000	3,500,000	3,500,000
7869	701280 00006	SEPEDA MOTOR	NASHA	125cc	2003	1.000	4,500,000	4,500,000
7870	701280 00006	SEPEDA MOTOR	NASHA	125cc	2002	1.000	4,400,000	4,400,000
7871	701280 00006	SEPEDA MOTOR	NASHA	125cc	2001	1.000	4,300,000	4,300,000
7872	701280 00006	SEPEDA MOTOR	NASHA	125cc	2000	1.000	4,200,000	4,200,000
7873	701280 00007	SEPEDA MOTOR	NASHA	150cc	2003	1.000	5,400,000	5,400,000
7874	701280 00007	SEPEDA MOTOR	NASHA	150cc	2002	1.000	5,300,000	5,300,000
7875	701280 00007	SEPEDA MOTOR	NASHA	150cc	2001	1.000	5,200,000	5,200,000
7876	701280 00007	SEPEDA MOTOR	NASHA	150cc	2000	1.000	5,200,000	5,200,000
7877	701280 00008	SEPEDA MOTOR	NASHA	50cc	2003	1.000	2,100,000	2,100,000
7878	701280 00008	SEPEDA MOTOR	NASHA	50cc	2002	1.000	2,000,000	2,000,000
7879	701280 00008	SEPEDA MOTOR	NASHA	50cc	2001	1.000	1,900,000	1,900,000
7880	701280 00008	SEPEDA MOTOR	NASHA	50cc	2000	1.000	1,800,000	1,800,000
7881	701280 00009	SEPEDA MOTOR	NASHA	NASHA NSR 310 A / 100cc	2005	1.000	4,300,000	4,300,000
7882	701280 00009	SEPEDA MOTOR	NASHA	NASHA NSR 310 A / 100cc	2004	1.000	4,100,000	4,100,000
7883	701280 00010	SEPEDA MOTOR	NASHA	NASHA NSR 315 A / 150cc	2006	1.000	6,000,000	6,000,000
7884	701280 00010	SEPEDA MOTOR	NASHA	NASHA NSR 315 A / 150cc	2005	1.000	5,900,000	5,900,000
7885	701280 00010	SEPEDA MOTOR	NASHA	NASHA NSR 315 A / 150cc	2004	1.000	5,800,000	5,800,000
7886	701280 00011	SEPEDA MOTOR	NASHA	NS 100-1	2011	1.000	5,700,000	5,700,000
7887	701280 00011	SEPEDA MOTOR	NASHA	NS 100-1	2010	1.000	5,400,000	5,400,000
7888	701280 00011	SEPEDA MOTOR	NASHA	NS 100-1	2009	1.000	5,100,000	5,100,000
7889	701280 00011	SEPEDA MOTOR	NASHA	NS 100-1	2008	1.000	4,700,000	4,700,000
7890	701280 00011	SEPEDA MOTOR	NASHA	NS 100-1	2007	1.000	4,600,000	4,600,000
7891	701280 00011	SEPEDA MOTOR	NASHA	NS 100-1	2006	1.000	4,500,000	4,500,000
7892	701280 00011	SEPEDA MOTOR	NASHA	NS 100-1	2005	1.000	4,300,000	4,300,000
7893	701280 00011	SEPEDA MOTOR	NASHA	NS 100-1	2004	1.000	4,100,000	4,100,000
7894	701280 00011	SEPEDA MOTOR	NASHA	NS 100-1	2003	1.000	3,700,000	3,700,000
7895	701280 00011	SEPEDA MOTOR	NASHA	NS 100-1	2002	1.000	3,600,000	3,600,000
7896	701280 00011	SEPEDA MOTOR	NASHA	NS 100-1	2001	1.000	3,100,000	3,100,000
7897	701280 00012	SEPEDA MOTOR	NASHA	NS 100-1 A / 100cc	2004	1.000	4,100,000	4,100,000
7898	701280 00012	SEPEDA MOTOR	NASHA	NS 100-1 A / 100cc	2003	1.000	3,700,000	3,700,000
7899	701280 00013	SEPEDA MOTOR	NASHA	NS 100-S1	2005	1.000	4,300,000	4,300,000
7900	701280 00013	SEPEDA MOTOR	NASHA	NS 100-S1	2004	1.000	4,100,000	4,100,000
7901	701280 00013	SEPEDA MOTOR	NASHA	NS 100-S1	2003	1.000	3,700,000	3,700,000
7902	701280 00013	SEPEDA MOTOR	NASHA	NS 100-S1	2002	1.000	3,600,000	3,600,000
7903	701280 00013	SEPEDA MOTOR	NASHA	NS 100-S1	2001	1.000	3,100,000	3,100,000
7904	701280 00014	SEPEDA MOTOR	NASHA	NS 110-3 / 110cc	2004	1.000	4,500,000	4,500,000
7905	701280 00014	SEPEDA MOTOR	NASHA	NS 110-3 / 110cc	2003	1.000	4,100,000	4,100,000
7906	701280 00015	SEPEDA MOTOR	NASHA	NS 110-3A / 110cc	2004	1.000	4,500,000	4,500,000
7907	701280 00015	SEPEDA MOTOR	NASHA	NS 110-3A / 110cc	2003	1.000	4,100,000	4,100,000
7908	701280 00016	SEPEDA MOTOR	NASHA	NS 125-1	2005	1.000	5,000,000	5,000,000
7909	701280 00016	SEPEDA MOTOR	NASHA	NS 125-1	2004	1.000	4,900,000	4,900,000
7910	701280 00017	SEPEDA MOTOR	NASHA	NS 150	2008	1.000	6,800,000	6,800,000
7911	701280 00017	SEPEDA MOTOR	NASHA	NS 150	2007	1.000	6,500,000	6,500,000
7912	701280 00017	SEPEDA MOTOR	NASHA	NS 150	2006	1.000	6,200,000	6,200,000
7913	701280 00017	SEPEDA MOTOR	NASHA	NS 150	2005	1.000	5,900,000	5,900,000
7914	701280 00017	SEPEDA MOTOR	NASHA	NS 150	2004	1.000	5,800,000	5,800,000
7915	701280 00017	SEPEDA MOTOR	NASHA	NS 150	2003	1.000	5,400,000	5,400,000

NO	KODING	JENIS	MEREK	TIPE	TH BUAT	BOBOT	NJKB	DP PKB
1	2	3	4	5	6	7	8	9
7916	701280 00018	SEPEDA MOTOR	NASHA	NS 200	2005	1.000	7,200,000	7,200,000
7917	701280 00018	SEPEDA MOTOR	NASHA	NS 200	2004	1.000	7,100,000	7,100,000
7918	701280 00019	SEPEDA MOTOR	NASHA	NS 70-1	2008	1.000	3,400,000	3,400,000
7919	701280 00019	SEPEDA MOTOR	NASHA	NS 70-1	2007	1.000	3,200,000	3,200,000
7920	701280 00019	SEPEDA MOTOR	NASHA	NS 70-1	2006	1.000	3,100,000	3,100,000
7921	701280 00019	SEPEDA MOTOR	NASHA	NS 70-1	2005	1.000	2,900,000	2,900,000
7922	701280 00019	SEPEDA MOTOR	NASHA	NS 70-1	2004	1.000	2,800,000	2,800,000
7923	701280 00020	SEPEDA MOTOR	NASHA	NSR 310 A	2011	1.000	5,700,000	5,700,000
7924	701280 00020	SEPEDA MOTOR	NASHA	NSR 310 A	2010	1.000	5,400,000	5,400,000
7925	701280 00020	SEPEDA MOTOR	NASHA	NSR 310 A	2009	1.000	5,100,000	5,100,000
7926	701280 00020	SEPEDA MOTOR	NASHA	NSR 310 A	2008	1.000	4,700,000	4,700,000
7927	701280 00020	SEPEDA MOTOR	NASHA	NSR 310 A	2007	1.000	4,600,000	4,600,000
7928	701280 00020	SEPEDA MOTOR	NASHA	NSR 310 A	2006	1.000	4,500,000	4,500,000
7929	701280 00021	SEPEDA MOTOR	NASHA	NSR 315 A	2011	1.000	7,900,000	7,900,000
7930	701280 00021	SEPEDA MOTOR	NASHA	NSR 315 A	2010	1.000	7,400,000	7,400,000
7931	701280 00021	SEPEDA MOTOR	NASHA	NSR 315 A	2009	1.000	6,900,000	6,900,000
7932	701280 00021	SEPEDA MOTOR	NASHA	NSR 315 A	2008	1.000	6,300,000	6,300,000
7933	701280 00021	SEPEDA MOTOR	NASHA	NSR 315 A	2007	1.000	6,200,000	6,200,000
7934	701280 00021	SEPEDA MOTOR	NASHA	NSR 315 A	2006	1.000	6,000,000	6,000,000
7935	701280 00021	SEPEDA MOTOR	NASHA	NSR 315 A	2005	1.000	5,900,000	5,900,000
7936	701280 00021	SEPEDA MOTOR	NASHA	NSR 315 A	2004	1.000	5,800,000	5,800,000
7937	701285 00001	SEPEDA MOTOR	NORTON	350cc	1980	1.000	3,000,000	3,000,000
7938	701285 00002	SEPEDA MOTOR	NORTON	500cc	1980	1.000	3,500,000	3,500,000
7939	701286 00001	SEPEDA MOTOR	NSU	150cc	1980	1.000	1,800,000	1,800,000
7940	701286 00002	SEPEDA MOTOR	NSU	250cc	1980	1.000	2,000,000	2,000,000
7941	701287 00001	SEPEDA MOTOR	NUSANTARA	KRESNA	2003	1.000	2,100,000	2,100,000
7942	701287 00001	SEPEDA MOTOR	NUSANTARA	KRESNA	2002	1.000	2,000,000	2,000,000
7943	701287 00001	SEPEDA MOTOR	NUSANTARA	KRESNA	2001	1.000	1,900,000	1,900,000
7944	701287 00001	SEPEDA MOTOR	NUSANTARA	KRESNA	2000	1.000	1,800,000	1,800,000
7945	701287 00002	SEPEDA MOTOR	NUSANTARA	NEW ARJUNA 50CC	2003	1.000	2,100,000	2,100,000
7946	701287 00002	SEPEDA MOTOR	NUSANTARA	NEW ARJUNA 50CC	2002	1.000	2,000,000	2,000,000
7947	701287 00002	SEPEDA MOTOR	NUSANTARA	NEW ARJUNA 50CC	2001	1.000	1,900,000	1,900,000
7948	701287 00002	SEPEDA MOTOR	NUSANTARA	NEW ARJUNA 50CC	2000	1.000	1,800,000	1,800,000
7949	701287 00003	SEPEDA MOTOR	NUSANTARA	NSR 351A/150CC	2005	1.000	5,900,000	5,900,000
7950	701287 00004	SEPEDA MOTOR	NUSANTARA	RAMA 100CC	2003	1.000	3,700,000	3,700,000
7951	701287 00004	SEPEDA MOTOR	NUSANTARA	RAMA 100CC	2002	1.000	3,600,000	3,600,000
7952	701287 00004	SEPEDA MOTOR	NUSANTARA	RAMA 100CC	2001	1.000	3,100,000	3,100,000
7953	701287 00004	SEPEDA MOTOR	NUSANTARA	RAMA 100CC	2000	1.000	3,000,000	3,000,000
7954	701287 00005	SEPEDA MOTOR	NUSANTARA	SADEWA	2003	1.000	3,700,000	3,700,000
7955	701287 00005	SEPEDA MOTOR	NUSANTARA	SADEWA	2002	1.000	3,600,000	3,600,000
7956	701287 00005	SEPEDA MOTOR	NUSANTARA	SADEWA	2001	1.000	3,100,000	3,100,000
7957	701287 00005	SEPEDA MOTOR	NUSANTARA	SADEWA	2000	1.000	3,000,000	3,000,000
7958	701287 00006	SEPEDA MOTOR	NUSANTARA	WISNU 100CC	2003	1.000	3,700,000	3,700,000
7959	701287 00006	SEPEDA MOTOR	NUSANTARA	WISNU 100CC	2002	1.000	3,600,000	3,600,000
7960	701287 00006	SEPEDA MOTOR	NUSANTARA	WISNU 100CC	2001	1.000	3,100,000	3,100,000
7961	701287 00006	SEPEDA MOTOR	NUSANTARA	WISNU 100CC	2000	1.000	3,000,000	3,000,000
7962	701294 00001	SEPEDA MOTOR	PANDA	JET MATIC 125	2000	1.000	4,200,000	4,200,000
7963	701294 00002	SEPEDA MOTOR	PANDA	MAESTRO 110	2003	1.000	4,100,000	4,100,000
7964	701294 00002	SEPEDA MOTOR	PANDA	MAESTRO 110	2002	1.000	4,000,000	4,000,000
7965	701294 00002	SEPEDA MOTOR	PANDA	MAESTRO 110	2001	1.000	3,900,000	3,900,000
7966	701294 00002	SEPEDA MOTOR	PANDA	MAESTRO 110	2000	1.000	3,500,000	3,500,000
7967	701294 00003	SEPEDA MOTOR	PANDA	RANGER 110	2002	1.000	4,000,000	4,000,000
7968	701294 00003	SEPEDA MOTOR	PANDA	RANGER 110	2001	1.000	3,900,000	3,900,000
7969	701295 00001	SEPEDA MOTOR	PANONIA	PANONIA	1980	1.000	2,600,000	2,600,000
7970	701299 00102	SEPEDA MOTOR	PEUGEOT	PEUGEOT BHAMA	1986	1.000	1,900,000	1,900,000
7971	701299 00102	SEPEDA MOTOR	PEUGEOT	PEUGEOT BHAMA	1985	1.000	1,800,000	1,800,000
7972	701299 00102	SEPEDA MOTOR	PEUGEOT	PEUGEOT BHAMA	1984	1.000	1,700,000	1,700,000
7973	701299 00102	SEPEDA MOTOR	PEUGEOT	PEUGEOT BHAMA	1983	1.000	1,600,000	1,600,000
7974	701299 00102	SEPEDA MOTOR	PEUGEOT	PEUGEOT BHAMA	1982	1.000	1,500,000	1,500,000
7975	701300 00001	SEPEDA MOTOR	PGO	100	2001	1.000	4,300,000	4,300,000
7976	701300 00002	SEPEDA MOTOR	PGO	PMX 110	2003	1.000	5,100,000	5,100,000
7977	701300 00002	SEPEDA MOTOR	PGO	PMX 110	2002	1.000	5,000,000	5,000,000
7978	701300 00002	SEPEDA MOTOR	PGO	PMX 110	2001	1.000	4,900,000	4,900,000
7979	701300 00003	SEPEDA MOTOR	PGO	PMX 110/T REX 110	2003	1.000	5,100,000	5,100,000
7980	701300 00003	SEPEDA MOTOR	PGO	PMX 110/T REX 110	2002	1.000	5,000,000	5,000,000
7981	701300 00003	SEPEDA MOTOR	PGO	PMX 110/T REX 110	2001	1.000	4,900,000	4,900,000
7982	701300 00004	SEPEDA MOTOR	PGO	RANGER 110	2003	1.000	5,500,000	5,500,000
7983	701300 00005	SEPEDA MOTOR	PGO	T-REX 125/CHARGE 125	2003	1.000	5,500,000	5,500,000
7984	701300 00005	SEPEDA MOTOR	PGO	T-REX 125/CHARGE 125	2002	1.000	5,400,000	5,400,000
7985	701300 00005	SEPEDA MOTOR	PGO	T-REX 125/CHARGE 125	2001	1.000	5,300,000	5,300,000
7986	701300 00006	SEPEDA MOTOR	PGO	T-REX 150	2002	1.000	5,900,000	5,900,000
7987	701300 00006	SEPEDA MOTOR	PGO	T-REX 150	2001	1.000	5,800,000	5,800,000
7988	701301 00001	SEPEDA MOTOR	PIAGGIO	APRILIA RSV4 1000 RF SUPER POLE	2019	1.000	633,500,000	633,500,000
7989	701301 00001	SEPEDA MOTOR	PIAGGIO	APRILIA RSV4 1000 RF SUPER POLE	2018	1.000	601,900,000	601,900,000
7990	701301 00001	SEPEDA MOTOR	PIAGGIO	APRILIA RSV4 1000 RF SUPER POLE	2017	1.000	571,900,000	571,900,000
7991	701301 00001	SEPEDA MOTOR	PIAGGIO	APRILIA RSV4 1000 RF SUPER POLE	2016	1.000	543,400,000	543,400,000
7992	701301 00001	SEPEDA MOTOR	PIAGGIO	APRILIA RSV4 1000 RF SUPER POLE	2015	1.000	516,300,000	516,300,000
7993	701301 00002	SEPEDA MOTOR	PIAGGIO	APRILIA RSV4 1000 RR RACE PACK	2018	1.000	629,500,000	629,500,000
7994	701301 00002	SEPEDA MOTOR	PIAGGIO	APRILIA RSV4 1000 RR RACE PACK	2017	1.000	617,000,000	617,000,000
7995	701301 00002	SEPEDA MOTOR	PIAGGIO	APRILIA RSV4 1000 RR RACE PACK	2016	1.000	604,700,000	604,700,000
7996	701301 00002	SEPEDA MOTOR	PIAGGIO	APRILIA RSV4 1000 RR RACE PACK	2015	1.000	592,700,000	592,700,000
7997	701301 00035	SEPEDA MOTOR	PIAGGIO	BEVERLY CRUISER	2008	1.000	64,400,000	64,400,000
7998	701301 00059	SEPEDA MOTOR	PIAGGIO	BEVERLY SPORT TOURING 350	2016	1.000	142,300,000	142,300,000
7999	701301 00021	SEPEDA MOTOR	PIAGGIO	DNA-180	2007	1.000	30,300,000	30,300,000
8000	701301 00021	SEPEDA MOTOR	PIAGGIO	DNA-180	2006	1.000	29,300,000	29,300,000
8001	701301 00021	SEPEDA MOTOR	PIAGGIO	DNA-180	2005	1.000	28,000,000	28,000,000
8002	701301 00021	SEPEDA MOTOR	PIAGGIO	DNA-180	2004	1.000	27,000,000	27,000,000
8003	701301 00021	SEPEDA MOTOR	PIAGGIO	DNA-180	2003	1.000	24,800,000	24,800,000
8004	701301 00021	SEPEDA MOTOR	PIAGGIO	DNA-180	2002	1.000	24,200,000	24,200,000
8005	701301 00021	SEPEDA MOTOR	PIAGGIO	DNA-180	2001	1.000	23,500,000	23,500,000

NO	KODING	JENIS	MEREK	TIPE	TH BUAT	BOBOT	NJKB	DP PKB
1	2	3	4	5	6	7	8	9
8006	701301.00022	SEPEDA MOTOR	PIAGGIO	ET 4-150	2007	1.000	19,500,000	19,500,000
8007	701301.00022	SEPEDA MOTOR	PIAGGIO	ET 4-150	2006	1.000	18,900,000	18,900,000
8008	701301.00022	SEPEDA MOTOR	PIAGGIO	ET 4-150	2005	1.000	18,300,000	18,300,000
8009	701301.00022	SEPEDA MOTOR	PIAGGIO	ET 4-150	2004	1.000	17,500,000	17,500,000
8010	701301.00022	SEPEDA MOTOR	PIAGGIO	ET 4-150	2003	1.000	15,200,000	15,200,000
8011	701301.00022	SEPEDA MOTOR	PIAGGIO	ET 4-150	2002	1.000	14,800,000	14,800,000
8012	701301.00022	SEPEDA MOTOR	PIAGGIO	ET 4-150	2001	1.000	14,400,000	14,400,000
8013	701301.00034	SEPEDA MOTOR	PIAGGIO	FLY 125	2010	1.000	20,200,000	20,200,000
8014	701301.00034	SEPEDA MOTOR	PIAGGIO	FLY 125	2009	1.000	19,300,000	19,300,000
8015	701301.00034	SEPEDA MOTOR	PIAGGIO	FLY 125	2008	1.000	18,400,000	18,400,000
8016	701301.00036	SEPEDA MOTOR	PIAGGIO	FLY 150	2011	1.000	23,600,000	23,600,000
8017	701301.00036	SEPEDA MOTOR	PIAGGIO	FLY 150	2010	1.000	23,100,000	23,100,000
8018	701301.00036	SEPEDA MOTOR	PIAGGIO	FLY 150	2009	1.000	22,400,000	22,400,000
8019	701301.00023	SEPEDA MOTOR	PIAGGIO	GRAND TURISMO 200L	2007	1.000	35,900,000	35,900,000
8020	701301.00023	SEPEDA MOTOR	PIAGGIO	GRAND TURISMO 200L	2006	1.000	35,500,000	35,500,000
8021	701301.00046	SEPEDA MOTOR	PIAGGIO	LIBERTY 100 A/T	2015	1.000	13,500,000	13,500,000
8022	701301.00046	SEPEDA MOTOR	PIAGGIO	LIBERTY 100 A/T	2014	1.000	12,900,000	12,900,000
8023	701301.00046	SEPEDA MOTOR	PIAGGIO	LIBERTY 100 A/T	2013	1.000	12,500,000	12,500,000
8024	701301.00046	SEPEDA MOTOR	PIAGGIO	LIBERTY 100 A/T	2012	1.000	10,600,000	10,600,000
8025	701301.00060	SEPEDA MOTOR	PIAGGIO	LIBERTY 100 S	2016	1.000	14,400,000	14,400,000
8026	701301.00052	SEPEDA MOTOR	PIAGGIO	LIBERTY 150 3V ie	2015	1.000	19,800,000	19,800,000
8027	701301.00052	SEPEDA MOTOR	PIAGGIO	LIBERTY 150 3V ie	2014	1.000	18,900,000	18,900,000
8028	701301.00052	SEPEDA MOTOR	PIAGGIO	LIBERTY 150 3V ie	2013	1.000	18,600,000	18,600,000
8029	701301.00061	SEPEDA MOTOR	PIAGGIO	LIBERTY 150 IE	2016	1.000	17,700,000	17,700,000
8030	701301.00039	SEPEDA MOTOR	PIAGGIO	LIBERTY 150 ie A/T	2015	1.000	19,800,000	19,800,000
8031	701301.00039	SEPEDA MOTOR	PIAGGIO	LIBERTY 150 ie A/T	2014	1.000	18,900,000	18,900,000
8032	701301.00039	SEPEDA MOTOR	PIAGGIO	LIBERTY 150 ie A/T	2013	1.000	18,800,000	18,800,000
8033	701301.00039	SEPEDA MOTOR	PIAGGIO	LIBERTY 150 ie A/T	2012	1.000	17,700,000	17,700,000
8034	701301.00039	SEPEDA MOTOR	PIAGGIO	LIBERTY 150 ie A/T	2011	1.000	17,500,000	17,500,000
8035	701301.00003	SEPEDA MOTOR	PIAGGIO	LIBERTY IGET 150 ABS	2019	1.000	28,800,000	28,800,000
8036	701301.00003	SEPEDA MOTOR	PIAGGIO	LIBERTY IGET 150 ABS	2018	1.000	27,400,000	27,400,000
8037	701301.00003	SEPEDA MOTOR	PIAGGIO	LIBERTY IGET 150 ABS	2017	1.000	26,100,000	26,100,000
8038	701301.00003	SEPEDA MOTOR	PIAGGIO	LIBERTY IGET 150 ABS	2016	1.000	24,800,000	24,800,000
8039	701301.00062	SEPEDA MOTOR	PIAGGIO	LX 125	2016	1.000	17,700,000	17,700,000
8040	701301.00024	SEPEDA MOTOR	PIAGGIO	LX 150	2011	1.000	40,800,000	40,800,000
8041	701301.00024	SEPEDA MOTOR	PIAGGIO	LX 150	2010	1.000	40,000,000	40,000,000
8042	701301.00024	SEPEDA MOTOR	PIAGGIO	LX 150	2009	1.000	39,200,000	39,200,000
8043	701301.00024	SEPEDA MOTOR	PIAGGIO	LX 150	2008	1.000	28,500,000	28,500,000
8044	701301.00024	SEPEDA MOTOR	PIAGGIO	LX 150	2007	1.000	27,400,000	27,400,000
8045	701301.00024	SEPEDA MOTOR	PIAGGIO	LX 150	2006	1.000	27,000,000	27,000,000
8046	701301.00004	SEPEDA MOTOR	PIAGGIO	MEDLEY IGET 150 ABS	2019	1.000	36,100,000	36,100,000
8047	701301.00004	SEPEDA MOTOR	PIAGGIO	MEDLEY IGET 150 ABS	2018	1.000	34,300,000	34,300,000
8048	701301.00004	SEPEDA MOTOR	PIAGGIO	MEDLEY IGET 150 ABS	2017	1.000	32,600,000	32,600,000
8049	701301.00004	SEPEDA MOTOR	PIAGGIO	MEDLEY IGET 150 ABS	2016	1.000	31,000,000	31,000,000
8050	701301.00005	SEPEDA MOTOR	PIAGGIO	MOTO GUZZI AUDACE	2019	1.000	596,800,000	596,800,000
8051	701301.00005	SEPEDA MOTOR	PIAGGIO	MOTO GUZZI AUDACE	2018	1.000	567,000,000	567,000,000
8052	701301.00005	SEPEDA MOTOR	PIAGGIO	MOTO GUZZI AUDACE	2017	1.000	538,700,000	538,700,000
8053	701301.00005	SEPEDA MOTOR	PIAGGIO	MOTO GUZZI AUDACE	2016	1.000	511,800,000	511,800,000
8054	701301.00005	SEPEDA MOTOR	PIAGGIO	MOTO GUZZI AUDACE	2015	1.000	486,300,000	486,300,000
8055	701301.00006	SEPEDA MOTOR	PIAGGIO	MOTO GUZZI CALIFORNIA 1400 TOURING ABS SE	2019	1.000	633,500,000	633,500,000
8056	701301.00006	SEPEDA MOTOR	PIAGGIO	MOTO GUZZI CALIFORNIA 1400 TOURING ABS SE	2018	1.000	601,900,000	601,900,000
8057	701301.00006	SEPEDA MOTOR	PIAGGIO	MOTO GUZZI CALIFORNIA 1400 TOURING ABS SE	2017	1.000	571,900,000	571,900,000
8058	701301.00006	SEPEDA MOTOR	PIAGGIO	MOTO GUZZI CALIFORNIA 1400 TOURING ABS SE	2016	1.000	543,400,000	543,400,000
8059	701301.00006	SEPEDA MOTOR	PIAGGIO	MOTO GUZZI CALIFORNIA 1400 TOURING ABS SE	2015	1.000	516,300,000	516,300,000
8060	701301.00007	SEPEDA MOTOR	PIAGGIO	MOTO GUZZI V7 II RACER INDONESIA	2019	1.000	444,700,000	444,700,000
8061	701301.00007	SEPEDA MOTOR	PIAGGIO	MOTO GUZZI V7 II RACER INDONESIA	2018	1.000	422,500,000	422,500,000
8062	701301.00007	SEPEDA MOTOR	PIAGGIO	MOTO GUZZI V7 II RACER INDONESIA	2017	1.000	401,400,000	401,400,000
8063	701301.00007	SEPEDA MOTOR	PIAGGIO	MOTO GUZZI V7 II RACER INDONESIA	2016	1.000	381,400,000	381,400,000
8064	701301.00007	SEPEDA MOTOR	PIAGGIO	MOTO GUZZI V7 II RACER INDONESIA	2015	1.000	362,400,000	362,400,000
8065	701301.00008	SEPEDA MOTOR	PIAGGIO	MOTO GUZZI V7 II STONE ABS	2018	1.000	318,200,000	318,200,000
8066	701301.00008	SEPEDA MOTOR	PIAGGIO	MOTO GUZZI V7 II STONE ABS	2017	1.000	311,900,000	311,900,000
8067	701301.00008	SEPEDA MOTOR	PIAGGIO	MOTO GUZZI V7 II STONE ABS	2016	1.000	305,700,000	305,700,000
8068	701301.00008	SEPEDA MOTOR	PIAGGIO	MOTO GUZZI V7 II STONE ABS	2015	1.000	299,600,000	299,600,000
8069	701301.00009	SEPEDA MOTOR	PIAGGIO	MOTO GUZZI V9 BOBBER M/T	2019	1.000	452,600,000	452,600,000
8070	701301.00009	SEPEDA MOTOR	PIAGGIO	MOTO GUZZI V9 BOBBER M/T	2018	1.000	430,000,000	430,000,000
8071	701301.00009	SEPEDA MOTOR	PIAGGIO	MOTO GUZZI V9 BOBBER M/T	2017	1.000	408,500,000	408,500,000
8072	701301.00010	SEPEDA MOTOR	PIAGGIO	MOTO GUZZI V9 ROAMER M/T	2019	1.000	431,600,000	431,600,000
8073	701301.00010	SEPEDA MOTOR	PIAGGIO	MOTO GUZZI V9 ROAMER M/T	2018	1.000	410,100,000	410,100,000
8074	701301.00010	SEPEDA MOTOR	PIAGGIO	MOTO GUZZI V9 ROAMER M/T	2017	1.000	389,600,000	389,600,000
8075	701301.00037	SEPEDA MOTOR	PIAGGIO	MP3 250 RL	2011	1.000	86,400,000	86,400,000
8076	701301.00037	SEPEDA MOTOR	PIAGGIO	MP3 250 RL	2010	1.000	84,700,000	84,700,000
8077	701301.00037	SEPEDA MOTOR	PIAGGIO	MP3 250 RL	2009	1.000	82,000,000	82,000,000
8078	701301.00011	SEPEDA MOTOR	PIAGGIO	MP3 500 LT BUSINESS	2019	1.000	226,300,000	226,300,000
8079	701301.00011	SEPEDA MOTOR	PIAGGIO	MP3 500 LT BUSINESS	2018	1.000	215,000,000	215,000,000
8080	701301.00047	SEPEDA MOTOR	PIAGGIO	MP3 YOURBAN 125 ERL	2015	1.000	84,000,000	84,000,000
8081	701301.00047	SEPEDA MOTOR	PIAGGIO	MP3 YOURBAN 125 ERL	2014	1.000	80,000,000	80,000,000
8082	701301.00047	SEPEDA MOTOR	PIAGGIO	MP3 YOURBAN 125 ERL	2013	1.000	79,400,000	79,400,000
8083	701301.00047	SEPEDA MOTOR	PIAGGIO	MP3 YOURBAN 125 ERL	2012	1.000	78,400,000	78,400,000
8084	701301.00063	SEPEDA MOTOR	PIAGGIO	MP3 YOURBAN SPORT 300 ERL AT	2016	1.000	162,200,000	162,200,000
8085	701301.00025	SEPEDA MOTOR	PIAGGIO	RUNNER 200 VXR	2007	1.000	30,500,000	30,500,000
8086	701301.00025	SEPEDA MOTOR	PIAGGIO	RUNNER 200 VXR	2006	1.000	30,100,000	30,100,000
8087	701301.00026	SEPEDA MOTOR	PIAGGIO	RUNNER VXR 200	2003	1.000	23,800,000	23,800,000
8088	701301.00026	SEPEDA MOTOR	PIAGGIO	RUNNER VXR 200	2002	1.000	22,600,000	22,600,000
8089	701301.00027	SEPEDA MOTOR	PIAGGIO	T-REX 150	2003	1.000	8,100,000	8,100,000
8090	701301.00053	SEPEDA MOTOR	PIAGGIO	VESPA 946 125 3 V IE	2015	1.000	122,900,000	122,900,000
8091	701301.00053	SEPEDA MOTOR	PIAGGIO	VESPA 946 125 3 V IE	2014	1.000	117,000,000	117,000,000
8092	701301.00053	SEPEDA MOTOR	PIAGGIO	VESPA 946 125 3 V IE	2013	1.000	116,900,000	116,900,000
8093	701301.00064	SEPEDA MOTOR	PIAGGIO	VESPA 946 125 3V IE AT	2016	1.000	114,800,000	114,800,000
8094	701301.00012	SEPEDA MOTOR	PIAGGIO	VESPA 946 150 3V IE A/T	2019	1.000	156,000,000	156,000,000
8095	701301.00012	SEPEDA MOTOR	PIAGGIO	VESPA 946 150 3V IE A/T	2018	1.000	148,200,000	148,200,000

NO	KODING	JENIS	MEREK	TIPE	TH BUAT	BOBOT	NJKB	DP PKB
1	2	3	4	5	6	7	8	9
8096	701301 00012	SEPEDA MOTOR	PIAGGIO	VESPA 946 150 3V IE A/T	2017	1.000	140,800,000	140,800,000
8097	701301 00012	SEPEDA MOTOR	PIAGGIO	VESPA 946 150 3V IE A/T	2016	1.000	133,800,000	133,800,000
8098	701301 00012	SEPEDA MOTOR	PIAGGIO	VESPA 946 150 3V IE A/T	2015	1.000	127,200,000	127,200,000
8099	701301 00028	SEPEDA MOTOR	PIAGGIO	VESPA DNA-180	2004	1.000	29,800,000	29,800,000
8100	701301 00028	SEPEDA MOTOR	PIAGGIO	VESPA DNA-180	2003	1.000	24,800,000	24,800,000
8101	701301 00028	SEPEDA MOTOR	PIAGGIO	VESPA DNA-180	2002	1.000	24,200,000	24,200,000
8102	701301 00028	SEPEDA MOTOR	PIAGGIO	VESPA DNA-180	2001	1.000	23,500,000	23,500,000
8103	701301 00013	SEPEDA MOTOR	PIAGGIO	VESPA GTS 150 3V IE A/T	2019	1.000	33,600,000	33,600,000
8104	701301 00013	SEPEDA MOTOR	PIAGGIO	VESPA GTS 150 3V IE A/T	2018	1.000	32,000,000	32,000,000
8105	701301 00013	SEPEDA MOTOR	PIAGGIO	VESPA GTS 150 3V IE A/T	2017	1.000	30,400,000	30,400,000
8106	701301 00013	SEPEDA MOTOR	PIAGGIO	VESPA GTS 150 3V IE A/T	2016	1.000	28,900,000	28,900,000
8107	701301 00013	SEPEDA MOTOR	PIAGGIO	VESPA GTS 150 3V IE A/T	2015	1.000	27,500,000	27,500,000
8108	701301 00013	SEPEDA MOTOR	PIAGGIO	VESPA GTS 150 3V IE A/T	2014	1.000	26,200,000	26,200,000
8109	701301 00054	SEPEDA MOTOR	PIAGGIO	VESPA GTS 250 A/T	2015	1.000	57,900,000	57,900,000
8110	701301 00054	SEPEDA MOTOR	PIAGGIO	VESPA GTS 250 A/T	2014	1.000	55,100,000	55,100,000
8111	701301 00048	SEPEDA MOTOR	PIAGGIO	VESPA GTS 250 IE	2016	1.000	57,100,000	57,100,000
8112	701301 00048	SEPEDA MOTOR	PIAGGIO	VESPA GTS 250 IE	2015	1.000	61,700,000	61,700,000
8113	701301 00048	SEPEDA MOTOR	PIAGGIO	VESPA GTS 250 IE	2014	1.000	58,800,000	58,800,000
8114	701301 00048	SEPEDA MOTOR	PIAGGIO	VESPA GTS 250 IE	2013	1.000	55,900,000	55,900,000
8115	701301 00048	SEPEDA MOTOR	PIAGGIO	VESPA GTS 250 IE	2012	1.000	54,900,000	54,900,000
8116	701301 00014	SEPEDA MOTOR	PIAGGIO	VESPA GTS 300 SUPER SPORT ABS	2019	1.000	128,800,000	128,800,000
8117	701301 00014	SEPEDA MOTOR	PIAGGIO	VESPA GTS 300 SUPER SPORT ABS	2018	1.000	122,400,000	122,400,000
8118	701301 00014	SEPEDA MOTOR	PIAGGIO	VESPA GTS 300 SUPER SPORT ABS	2017	1.000	116,300,000	116,300,000
8119	701301 00014	SEPEDA MOTOR	PIAGGIO	VESPA GTS 300 SUPER SPORT ABS	2016	1.000	110,500,000	110,500,000
8120	701301 00030	SEPEDA MOTOR	PIAGGIO	VESPA GTV 250	2012	1.000	68,100,000	68,100,000
8121	701301 00030	SEPEDA MOTOR	PIAGGIO	VESPA GTV 250	2011	1.000	67,400,000	67,400,000
8122	701301 00029	SEPEDA MOTOR	PIAGGIO	VESPA LIBERTY LE-150	2004	1.000	18,300,000	18,300,000
8123	701301 00029	SEPEDA MOTOR	PIAGGIO	VESPA LIBERTY LE-150	2003	1.000	15,200,000	15,200,000
8124	701301 00029	SEPEDA MOTOR	PIAGGIO	VESPA LIBERTY LE-150	2002	1.000	14,800,000	14,800,000
8125	701301 00029	SEPEDA MOTOR	PIAGGIO	VESPA LIBERTY LE-150	2001	1.000	14,400,000	14,400,000
8126	701301 00040	SEPEDA MOTOR	PIAGGIO	VESPA LX 125 A/T	2015	1.000	19,800,000	19,800,000
8127	701301 00040	SEPEDA MOTOR	PIAGGIO	VESPA LX 125 A/T	2014	1.000	18,900,000	18,900,000
8128	701301 00040	SEPEDA MOTOR	PIAGGIO	VESPA LX 125 A/T	2013	1.000	18,800,000	18,800,000
8129	701301 00040	SEPEDA MOTOR	PIAGGIO	VESPA LX 125 A/T	2012	1.000	17,900,000	17,900,000
8130	701301 00040	SEPEDA MOTOR	PIAGGIO	VESPA LX 125 A/T	2011	1.000	17,700,000	17,700,000
8131	701301 00051	SEPEDA MOTOR	PIAGGIO	VESPA LX 150 3V ie	2015	1.000	21,800,000	21,800,000
8132	701301 00051	SEPEDA MOTOR	PIAGGIO	VESPA LX 150 3V ie	2014	1.000	20,800,000	20,800,000
8133	701301 00051	SEPEDA MOTOR	PIAGGIO	VESPA LX 150 3V ie	2013	1.000	20,400,000	20,400,000
8134	701301 00065	SEPEDA MOTOR	PIAGGIO	VESPA LX 150 3V IE AT	2016	1.000	19,500,000	19,500,000
8135	701301 00041	SEPEDA MOTOR	PIAGGIO	VESPA LX 150 ie A/T	2016	1.000	19,500,000	19,500,000
8136	701301 00041	SEPEDA MOTOR	PIAGGIO	VESPA LX 150 ie A/T	2015	1.000	19,100,000	19,100,000
8137	701301 00041	SEPEDA MOTOR	PIAGGIO	VESPA LX 150 ie A/T	2014	1.000	18,700,000	18,700,000
8138	701301 00041	SEPEDA MOTOR	PIAGGIO	VESPA LX 150 ie A/T	2013	1.000	18,300,000	18,300,000
8139	701301 00041	SEPEDA MOTOR	PIAGGIO	VESPA LX 150 ie A/T	2012	1.000	17,900,000	17,900,000
8140	701301 00041	SEPEDA MOTOR	PIAGGIO	VESPA LX 150 ie A/T	2011	1.000	17,500,000	17,500,000
8141	701301 00015	SEPEDA MOTOR	PIAGGIO	VESPA LX IGET 125 3V IE A/T	2019	1.000	24,700,000	24,700,000
8142	701301 00015	SEPEDA MOTOR	PIAGGIO	VESPA LX IGET 125 3V IE A/T	2018	1.000	23,500,000	23,500,000
8143	701301 00015	SEPEDA MOTOR	PIAGGIO	VESPA LX IGET 125 3V IE A/T	2017	1.000	22,400,000	22,400,000
8144	701301 00016	SEPEDA MOTOR	PIAGGIO	VESPA LXV 150 3V IE A/T	2019	1.000	28,100,000	28,100,000
8145	701301 00016	SEPEDA MOTOR	PIAGGIO	VESPA LXV 150 3V IE A/T	2018	1.000	26,700,000	26,700,000
8146	701301 00016	SEPEDA MOTOR	PIAGGIO	VESPA LXV 150 3V IE A/T	2017	1.000	25,400,000	25,400,000
8147	701301 00016	SEPEDA MOTOR	PIAGGIO	VESPA LXV 150 3V IE A/T	2016	1.000	24,200,000	24,200,000
8148	701301 00016	SEPEDA MOTOR	PIAGGIO	VESPA LXV 150 3V IE A/T	2015	1.000	23,000,000	23,000,000
8149	701301 00016	SEPEDA MOTOR	PIAGGIO	VESPA LXV 150 3V IE A/T	2014	1.000	21,900,000	21,900,000
8150	701301 00016	SEPEDA MOTOR	PIAGGIO	VESPA LXV 150 3V IE A/T	2013	1.000	20,900,000	20,900,000
8151	701301 00055	SEPEDA MOTOR	PIAGGIO	VESPA PRIMAVERA 150 3V ie A/T	2016	1.000	25,400,000	25,400,000
8152	701301 00055	SEPEDA MOTOR	PIAGGIO	VESPA PRIMAVERA 150 3V ie A/T	2015	1.000	24,900,000	24,900,000
8153	701301 00055	SEPEDA MOTOR	PIAGGIO	VESPA PRIMAVERA 150 3V ie A/T	2014	1.000	24,000,000	24,000,000
8154	701301 00057	SEPEDA MOTOR	PIAGGIO	VESPA PRIMAVERA IGET 150 3V IE	2017	1.000	28,500,000	28,500,000
8155	701301 00057	SEPEDA MOTOR	PIAGGIO	VESPA PRIMAVERA IGET 150 3V IE	2016	1.000	27,900,000	27,900,000
8156	701301 00017	SEPEDA MOTOR	PIAGGIO	VESPA PRIMAVERA IGET 150 3V IE A/T	2019	1.000	29,400,000	29,400,000
8157	701301 00017	SEPEDA MOTOR	PIAGGIO	VESPA PRIMAVERA IGET 150 3V IE A/T	2018	1.000	28,000,000	28,000,000
8158	701301 00066	SEPEDA MOTOR	PIAGGIO	VESPA PX 150	2017	1.000	70,200,000	70,200,000
8159	701301 00066	SEPEDA MOTOR	PIAGGIO	VESPA PX 150	2016	1.000	66,700,000	66,700,000
8160	701301 00066	SEPEDA MOTOR	PIAGGIO	VESPA PX 150	2015	1.000	63,400,000	63,400,000
8161	701301 00049	SEPEDA MOTOR	PIAGGIO	VESPA PX 150 M/T	2015	1.000	51,200,000	51,200,000
8162	701301 00049	SEPEDA MOTOR	PIAGGIO	VESPA PX 150 M/T	2014	1.000	48,800,000	48,800,000
8163	701301 00049	SEPEDA MOTOR	PIAGGIO	VESPA PX 150 M/T	2013	1.000	47,000,000	47,000,000
8164	701301 00018	SEPEDA MOTOR	PIAGGIO	VESPA S 125 3V IE A/T	2019	1.000	23,400,000	23,400,000
8165	701301 00018	SEPEDA MOTOR	PIAGGIO	VESPA S 125 3V IE A/T	2018	1.000	22,300,000	22,300,000
8166	701301 00018	SEPEDA MOTOR	PIAGGIO	VESPA S 125 3V IE A/T	2017	1.000	21,200,000	21,200,000
8167	701301 00018	SEPEDA MOTOR	PIAGGIO	VESPA S 125 3V IE A/T	2016	1.000	20,200,000	20,200,000
8168	701301 00018	SEPEDA MOTOR	PIAGGIO	VESPA S 125 3V IE A/T	2015	1.000	19,200,000	19,200,000
8169	701301 00050	SEPEDA MOTOR	PIAGGIO	VESPA S 150 3V ie	2015	1.000	23,200,000	23,200,000
8170	701301 00050	SEPEDA MOTOR	PIAGGIO	VESPA S 150 3V ie	2014	1.000	22,100,000	22,100,000
8171	701301 00050	SEPEDA MOTOR	PIAGGIO	VESPA S 150 3V ie	2013	1.000	21,600,000	21,600,000
8172	701301 00067	SEPEDA MOTOR	PIAGGIO	VESPA S 150 3V IE A/T	2016	1.000	20,800,000	20,800,000
8173	701301 00044	SEPEDA MOTOR	PIAGGIO	VESPA S150 IE	2016	1.000	20,800,000	20,800,000
8174	701301 00058	SEPEDA MOTOR	PIAGGIO	VESPA S 150 ie MIC A/T	2015	1.000	22,800,000	22,800,000
8175	701301 00058	SEPEDA MOTOR	PIAGGIO	VESPA S 150 ie MIC A/T	2014	1.000	21,700,000	21,700,000
8176	701301 00058	SEPEDA MOTOR	PIAGGIO	VESPA S 150 ie MIC A/T	2013	1.000	21,600,000	21,600,000
8177	701301 00058	SEPEDA MOTOR	PIAGGIO	VESPA S 150 ie MIC A/T	2012	1.000	17,100,000	17,100,000
8178	701301 00045	SEPEDA MOTOR	PIAGGIO	VESPA S 150 ie MIV A/T	2015	1.000	22,800,000	22,800,000
8179	701301 00045	SEPEDA MOTOR	PIAGGIO	VESPA S 150 ie MIV A/T	2014	1.000	21,700,000	21,700,000
8180	701301 00045	SEPEDA MOTOR	PIAGGIO	VESPA S 150 ie MIV A/T	2013	1.000	21,600,000	21,600,000
8181	701301 00045	SEPEDA MOTOR	PIAGGIO	VESPA S 150 ie MIV A/T	2012	1.000	17,100,000	17,100,000
8182	701301 00019	SEPEDA MOTOR	PIAGGIO	VESPA S IGET 125 3V IE A/T	2019	1.000	25,800,000	25,800,000
8183	701301 00019	SEPEDA MOTOR	PIAGGIO	VESPA S IGET 125 3V IE A/T	2018	1.000	24,600,000	24,600,000
8184	701301 00019	SEPEDA MOTOR	PIAGGIO	VESPA S IGET 125 3V IE A/T	2017	1.000	23,400,000	23,400,000
8185	701301 00056	SEPEDA MOTOR	PIAGGIO	VESPA SPRINT 150 3V ie AT	2016	1.000	26,600,000	26,600,000

NO	KODING	JENIS	MEREK	TIPE	TH BUAT	BOBOT	NJKB	DP PKB
1	2	3	4	5	6	7	8	9
8186	701301 00056	SEPEDA MOTOR	PIAGGIO	VESPA SPRINT 150 3V ie AT	2015	1.000	26,100,000	26,100,000
8187	701301 00020	SEPEDA MOTOR	PIAGGIO	VESPA SPRINT IGET 150 3V IE A/T	2019	1.000	30,900,000	30,900,000
8188	701301 00020	SEPEDA MOTOR	PIAGGIO	VESPA SPRINT IGET 150 3V IE A/T	2018	1.000	29,400,000	29,400,000
8189	701301 00031	SEPEDA MOTOR	PIAGGIO	VESPA X9-180 4T	2004	1.000	38,800,000	38,800,000
8190	701301 00031	SEPEDA MOTOR	PIAGGIO	VESPA X9-180 4T	2003	1.000	33,200,000	33,200,000
8191	701301 00031	SEPEDA MOTOR	PIAGGIO	VESPA X9-180 4T	2002	1.000	32,500,000	32,500,000
8192	701301 00031	SEPEDA MOTOR	PIAGGIO	VESPA X9-180 4T	2001	1.000	31,700,000	31,700,000
8193	701301 00032	SEPEDA MOTOR	PIAGGIO	X9-180 4T	2007	1.000	40,400,000	40,400,000
8194	701301 00032	SEPEDA MOTOR	PIAGGIO	X9-180 4T	2006	1.000	39,400,000	39,400,000
8195	701301 00032	SEPEDA MOTOR	PIAGGIO	X9-180 4T	2005	1.000	38,800,000	38,800,000
8196	701301 00032	SEPEDA MOTOR	PIAGGIO	X9-180 4T	2004	1.000	37,000,000	37,000,000
8197	701301 00032	SEPEDA MOTOR	PIAGGIO	X9-180 4T	2003	1.000	33,200,000	33,200,000
8198	701301 00032	SEPEDA MOTOR	PIAGGIO	X9-180 4T	2002	1.000	32,500,000	32,500,000
8199	701301 00032	SEPEDA MOTOR	PIAGGIO	X9-180 4T	2001	1.000	31,700,000	31,700,000
8200	701301 00033	SEPEDA MOTOR	PIAGGIO	X9-250 EVOLUTION	2010	1.000	65,900,000	65,900,000
8201	701301 00033	SEPEDA MOTOR	PIAGGIO	X9-250 EVOLUTION	2009	1.000	60,300,000	60,300,000
8202	701301 00033	SEPEDA MOTOR	PIAGGIO	X9-250 EVOLUTION	2008	1.000	58,600,000	58,600,000
8203	701301 00033	SEPEDA MOTOR	PIAGGIO	X9-250 EVOLUTION	2007	1.000	57,600,000	57,600,000
8204	701301 00033	SEPEDA MOTOR	PIAGGIO	X9-250 EVOLUTION	2006	1.000	56,600,000	56,600,000
8205	701301 00033	SEPEDA MOTOR	PIAGGIO	X9-250 EVOLUTION	2005	1.000	54,000,000	54,000,000
8206	701301 00033	SEPEDA MOTOR	PIAGGIO	X9-250 EVOLUTION	2004	1.000	53,000,000	53,000,000
8207	701301 00043	SEPEDA MOTOR	PIAGGIO	X EVO 400 IE	2012	1.000	122,000,000	122,000,000
8208	701301 00038	SEPEDA MOTOR	PIAGGIO	ZIP 100	2011	1.000	14,500,000	14,500,000
8209	701301 00042	SEPEDA MOTOR	PIAGGIO	ZIP 100 A/T	2016	1.000	11,200,000	11,200,000
8210	701301 00042	SEPEDA MOTOR	PIAGGIO	ZIP 100 A/T	2015	1.000	11,000,000	11,000,000
8211	701301 00042	SEPEDA MOTOR	PIAGGIO	ZIP 100 A/T	2014	1.000	10,800,000	10,800,000
8212	701301 00042	SEPEDA MOTOR	PIAGGIO	ZIP 100 A/T	2013	1.000	10,600,000	10,600,000
8213	701301 00042	SEPEDA MOTOR	PIAGGIO	ZIP 100 A/T	2012	1.000	10,400,000	10,400,000
8214	701301 00042	SEPEDA MOTOR	PIAGGIO	ZIP 100 A/T	2011	1.000	9,900,000	9,900,000
8215	701306 00006	SEPEDA MOTOR	PRISMA	P100 - 4ZX (CHALLENGER Z)	2015	1.000	6,500,000	6,500,000
8216	701306 00006	SEPEDA MOTOR	PRISMA	P100 - 4ZX (CHALLENGER Z)	2014	1.000	6,300,000	6,300,000
8217	701306 00006	SEPEDA MOTOR	PRISMA	P100 - 4ZX (CHALLENGER Z)	2013	1.000	6,100,000	6,100,000
8218	701306 00006	SEPEDA MOTOR	PRISMA	P100 - 4ZX (CHALLENGER Z)	2012	1.000	6,000,000	6,000,000
8219	701306 00006	SEPEDA MOTOR	PRISMA	P100 - 4ZX (CHALLENGER Z)	2011	1.000	5,700,000	5,700,000
8220	701306 00006	SEPEDA MOTOR	PRISMA	P100 - 4ZX (CHALLENGER Z)	2010	1.000	5,400,000	5,400,000
8221	701306 00006	SEPEDA MOTOR	PRISMA	P100 - 4ZX (CHALLENGER Z)	2009	1.000	5,100,000	5,100,000
8222	701306 00006	SEPEDA MOTOR	PRISMA	P100 - 4ZX (CHALLENGER Z)	2008	1.000	4,700,000	4,700,000
8223	701306 00006	SEPEDA MOTOR	PRISMA	P100 - 4ZX (CHALLENGER Z)	2007	1.000	4,600,000	4,600,000
8224	701306 00001	SEPEDA MOTOR	PRISMA	PRISMA 100-3 (SUPER BIT)	2011	1.000	5,700,000	5,700,000
8225	701306 00001	SEPEDA MOTOR	PRISMA	PRISMA 100-3 (SUPER BIT)	2010	1.000	5,400,000	5,400,000
8226	701306 00001	SEPEDA MOTOR	PRISMA	PRISMA 100-3 (SUPER BIT)	2009	1.000	5,100,000	5,100,000
8227	701306 00001	SEPEDA MOTOR	PRISMA	PRISMA 100-3 (SUPER BIT)	2008	1.000	4,700,000	4,700,000
8228	701306 00001	SEPEDA MOTOR	PRISMA	PRISMA 100-3 (SUPER BIT)	2007	1.000	4,600,000	4,600,000
8229	701306 00001	SEPEDA MOTOR	PRISMA	PRISMA 100-3 (SUPER BIT)	2006	1.000	4,500,000	4,500,000
8230	701306 00001	SEPEDA MOTOR	PRISMA	PRISMA 100-3 (SUPER BIT)	2005	1.000	4,300,000	4,300,000
8231	701306 00002	SEPEDA MOTOR	PRISMA	PRISMA P 100-4 ZX (CHALLENGER Z) 10	2011	1.000	5,700,000	5,700,000
8232	701306 00002	SEPEDA MOTOR	PRISMA	PRISMA P 100-4 ZX (CHALLENGER Z) 10	2010	1.000	5,400,000	5,400,000
8233	701306 00002	SEPEDA MOTOR	PRISMA	PRISMA P 100-4 ZX (CHALLENGER Z) 10	2009	1.000	5,100,000	5,100,000
8234	701306 00002	SEPEDA MOTOR	PRISMA	PRISMA P 100-4 ZX (CHALLENGER Z) 10	2008	1.000	4,700,000	4,700,000
8235	701306 00002	SEPEDA MOTOR	PRISMA	PRISMA P 100-4 ZX (CHALLENGER Z) 10	2007	1.000	4,600,000	4,600,000
8236	701306 00002	SEPEDA MOTOR	PRISMA	PRISMA P 100-4 ZX (CHALLENGER Z) 10	2006	1.000	4,500,000	4,500,000
8237	701306 00002	SEPEDA MOTOR	PRISMA	PRISMA P 100-4 ZX (CHALLENGER Z) 10	2005	1.000	4,300,000	4,300,000
8238	701306 00002	SEPEDA MOTOR	PRISMA	PRISMA P 100-4 ZX (CHALLENGER Z) 10	2004	1.000	4,100,000	4,100,000
8239	701306 00007	SEPEDA MOTOR	PRISMA	P-RX (200cc)	2015	1.000	10,700,000	10,700,000
8240	701306 00007	SEPEDA MOTOR	PRISMA	P-RX (200cc)	2014	1.000	10,400,000	10,400,000
8241	701306 00007	SEPEDA MOTOR	PRISMA	P-RX (200cc)	2013	1.000	10,000,000	10,000,000
8242	701306 00007	SEPEDA MOTOR	PRISMA	P-RX (200cc)	2012	1.000	9,800,000	9,800,000
8243	701306 00007	SEPEDA MOTOR	PRISMA	P-RX (200cc)	2011	1.000	9,400,000	9,400,000
8244	701306 00007	SEPEDA MOTOR	PRISMA	P-RX (200cc)	2010	1.000	8,900,000	8,900,000
8245	701306 00007	SEPEDA MOTOR	PRISMA	P-RX (200cc)	2009	1.000	8,400,000	8,400,000
8246	701306 00005	SEPEDA MOTOR	PRISMA	P-XM	2015	1.000	6,500,000	6,500,000
8247	701306 00005	SEPEDA MOTOR	PRISMA	P-XM	2014	1.000	6,300,000	6,300,000
8248	701306 00005	SEPEDA MOTOR	PRISMA	P-XM	2013	1.000	6,100,000	6,100,000
8249	701306 00005	SEPEDA MOTOR	PRISMA	P-XM	2012	1.000	6,000,000	6,000,000
8250	701306 00005	SEPEDA MOTOR	PRISMA	P-XM	2011	1.000	5,700,000	5,700,000
8251	701306 00005	SEPEDA MOTOR	PRISMA	P-XM	2010	1.000	5,400,000	5,400,000
8252	701306 00005	SEPEDA MOTOR	PRISMA	P-XM	2009	1.000	5,100,000	5,100,000
8253	701306 00005	SEPEDA MOTOR	PRISMA	P-XM	2008	1.000	4,700,000	4,700,000
8254	701306 00005	SEPEDA MOTOR	PRISMA	P-XM	2007	1.000	4,600,000	4,600,000
8255	701306 00003	SEPEDA MOTOR	PRISMA	SUPER BIT	2011	1.000	6,100,000	6,100,000
8256	701306 00003	SEPEDA MOTOR	PRISMA	SUPER BIT	2010	1.000	5,800,000	5,800,000
8257	701306 00003	SEPEDA MOTOR	PRISMA	SUPER BIT	2009	1.000	5,500,000	5,500,000
8258	701306 00003	SEPEDA MOTOR	PRISMA	SUPER BIT	2008	1.000	5,100,000	5,100,000
8259	701306 00003	SEPEDA MOTOR	PRISMA	SUPER BIT	2007	1.000	5,000,000	5,000,000
8260	701306 00003	SEPEDA MOTOR	PRISMA	SUPER BIT	2006	1.000	4,800,000	4,800,000
8261	701306 00003	SEPEDA MOTOR	PRISMA	SUPER BIT	2005	1.000	4,600,000	4,600,000
8262	701306 00003	SEPEDA MOTOR	PRISMA	SUPER BIT	2004	1.000	4,500,000	4,500,000
8263	701306 00004	SEPEDA MOTOR	PRISMA	SUPER X	2015	1.000	6,900,000	6,900,000
8264	701306 00004	SEPEDA MOTOR	PRISMA	SUPER X	2014	1.000	6,700,000	6,700,000
8265	701306 00004	SEPEDA MOTOR	PRISMA	SUPER X	2013	1.000	6,500,000	6,500,000
8266	701306 00004	SEPEDA MOTOR	PRISMA	SUPER X	2012	1.000	6,300,000	6,300,000
8267	701306 00004	SEPEDA MOTOR	PRISMA	SUPER X	2011	1.000	6,100,000	6,100,000
8268	701306 00004	SEPEDA MOTOR	PRISMA	SUPER X	2010	1.000	5,800,000	5,800,000
8269	701306 00004	SEPEDA MOTOR	PRISMA	SUPER X	2009	1.000	5,500,000	5,500,000
8270	701306 00004	SEPEDA MOTOR	PRISMA	SUPER X	2008	1.000	5,100,000	5,100,000
8271	701306 00004	SEPEDA MOTOR	PRISMA	SUPER X	2007	1.000	5,000,000	5,000,000
8272	701306 00004	SEPEDA MOTOR	PRISMA	SUPER X	2006	1.000	4,800,000	4,800,000
8273	701306 00004	SEPEDA MOTOR	PRISMA	SUPER X	2005	1.000	4,600,000	4,600,000
8274	701306 00004	SEPEDA MOTOR	PRISMA	SUPER X	2004	1.000	4,500,000	4,500,000
8275	701308 00001	SEPEDA MOTOR	PUCH	125cc/SG 125cc	1980	1.000	1,000,000	1,000,000

NO	KODING	JENIS	MEREK	TIPE	TH BUAT	BOBOT	NJKB	DP PKB
1	2	3	4	5	6	7	8	9
8456	701310 00009	SEPEDA MOTOR	QINGQI	QM 50 QT-B	2005	1.000	1.900,000	1.900,000
8457	701310 00009	SEPEDA MOTOR	QINGQI	QM 50 QT-B	2004	1.000	1.900,000	1.900,000
8458	701310 00010	SEPEDA MOTOR	QINGQI	QM 50 QT-B2	2019	1.000	2.800,000	2.800,000
8459	701310 00010	SEPEDA MOTOR	QINGQI	QM 50 QT-B2	2018	1.000	2.700,000	2.700,000
8460	701310 00010	SEPEDA MOTOR	QINGQI	QM 50 QT-B2	2017	1.000	2.600,000	2.600,000
8461	701310 00010	SEPEDA MOTOR	QINGQI	QM 50 QT-B2	2016	1.000	2.500,000	2.500,000
8462	701310 00010	SEPEDA MOTOR	QINGQI	QM 50 QT-B2	2015	1.000	2.400,000	2.400,000
8463	701310 00010	SEPEDA MOTOR	QINGQI	QM 50 QT-B2	2014	1.000	2.300,000	2.300,000
8464	701310 00010	SEPEDA MOTOR	QINGQI	QM 50 QT-B2	2013	1.000	2.200,000	2.200,000
8465	701310 00010	SEPEDA MOTOR	QINGQI	QM 50 QT-B2	2012	1.000	2.100,000	2.100,000
8466	701310 00010	SEPEDA MOTOR	QINGQI	QM 50 QT-B2	2011	1.000	2.000,000	2.000,000
8467	701310 00010	SEPEDA MOTOR	QINGQI	QM 50 QT-B2	2010	1.000	1.900,000	1.900,000
8468	701310 00010	SEPEDA MOTOR	QINGQI	QM 50 QT-B2	2009	1.000	1.900,000	1.900,000
8469	701310 00010	SEPEDA MOTOR	QINGQI	QM 50 QT-B2	2008	1.000	1.900,000	1.900,000
8470	701310 00010	SEPEDA MOTOR	QINGQI	QM 50 QT-B2	2007	1.000	1.900,000	1.900,000
8471	701310 00010	SEPEDA MOTOR	QINGQI	QM 50 QT-B2	2006	1.000	1.900,000	1.900,000
8472	701310 00010	SEPEDA MOTOR	QINGQI	QM 50 QT-B2	2005	1.000	1.900,000	1.900,000
8473	701310 00010	SEPEDA MOTOR	QINGQI	QM 50 QT-B2	2004	1.000	1.900,000	1.900,000
8474	701310 00010	SEPEDA MOTOR	QINGQI	QM 50 QT-B2	2003	1.000	1.900,000	1.900,000
8475	701310 00010	SEPEDA MOTOR	QINGQI	QM 50 QT-B2	2002	1.000	1.900,000	1.900,000
8476	701310 00010	SEPEDA MOTOR	QINGQI	QM 50 QT-B2	2001	1.000	1.900,000	1.900,000
8477	701310 00010	SEPEDA MOTOR	QINGQI	QM 50 QT-B2	2000	1.000	1.900,000	1.900,000
8478	701310 00014	SEPEDA MOTOR	QINGQI	QM 50QT-B/QW-2	2003	1.000	2.100,000	2.100,000
8479	701310 00014	SEPEDA MOTOR	QINGQI	QM 50QT-B/QW-2	2002	1.000	2.000,000	2.000,000
8480	701310 00014	SEPEDA MOTOR	QINGQI	QM 50QT-B/QW-2	2001	1.000	1.900,000	1.900,000
8481	701310 00014	SEPEDA MOTOR	QINGQI	QM 50QT-B/QW-2	2000	1.000	1.800,000	1.800,000
8482	701310 00011	SEPEDA MOTOR	QINGQI	QS 100 A	2019	1.000	4.900,000	4.900,000
8483	701310 00011	SEPEDA MOTOR	QINGQI	QS 100 A	2018	1.000	4.700,000	4.700,000
8484	701310 00011	SEPEDA MOTOR	QINGQI	QS 100 A	2017	1.000	4.500,000	4.500,000
8485	701310 00011	SEPEDA MOTOR	QINGQI	QS 100 A	2016	1.000	4.300,000	4.300,000
8486	701310 00011	SEPEDA MOTOR	QINGQI	QS 100 A	2015	1.000	4.100,000	4.100,000
8487	701310 00011	SEPEDA MOTOR	QINGQI	QS 100 A	2014	1.000	3.900,000	3.900,000
8488	701310 00011	SEPEDA MOTOR	QINGQI	QS 100 A	2013	1.000	3.800,000	3.800,000
8489	701310 00011	SEPEDA MOTOR	QINGQI	QS 100 A	2012	1.000	3.700,000	3.700,000
8490	701310 00011	SEPEDA MOTOR	QINGQI	QS 100 A	2011	1.000	3.600,000	3.600,000
8491	701310 00011	SEPEDA MOTOR	QINGQI	QS 100 A	2010	1.000	3.500,000	3.500,000
8492	701310 00011	SEPEDA MOTOR	QINGQI	QS 100 A	2009	1.000	3.400,000	3.400,000
8493	701310 00011	SEPEDA MOTOR	QINGQI	QS 100 A	2008	1.000	3.300,000	3.300,000
8494	701310 00011	SEPEDA MOTOR	QINGQI	QS 100 A	2007	1.000	3.200,000	3.200,000
8495	701310 00011	SEPEDA MOTOR	QINGQI	QS 100 A	2006	1.000	3.100,000	3.100,000
8496	701310 00011	SEPEDA MOTOR	QINGQI	QS 100 A	2005	1.000	3.000,000	3.000,000
8497	701310 00011	SEPEDA MOTOR	QINGQI	QS 100 A	2004	1.000	2.900,000	2.900,000
8498	701310 00011	SEPEDA MOTOR	QINGQI	QS 100 A	2003	1.000	2.800,000	2.800,000
8499	701310 00011	SEPEDA MOTOR	QINGQI	QS 100 A	2002	1.000	2.700,000	2.700,000
8500	701310 00011	SEPEDA MOTOR	QINGQI	QS 100 A	2001	1.000	2.600,000	2.600,000
8501	701310 00011	SEPEDA MOTOR	QINGQI	QS 100 A	2000	1.000	2.500,000	2.500,000
8502	701310 00015	SEPEDA MOTOR	QINGQI	SUPER X	2005	1.000	5.000,000	5.000,000
8503	701321 00001	SEPEDA MOTOR	ROYAL	COMETTA 50	2003	1.000	2.100,000	2.100,000
8504	701321 00001	SEPEDA MOTOR	ROYAL	COMETTA 50	2002	1.000	2.000,000	2.000,000
8505	701321 00001	SEPEDA MOTOR	ROYAL	COMETTA 50	2001	1.000	1.900,000	1.900,000
8506	701321 00002	SEPEDA MOTOR	ROYAL	EAGLE 125	2003	1.000	4.500,000	4.500,000
8507	701321 00002	SEPEDA MOTOR	ROYAL	EAGLE 125	2002	1.000	4.400,000	4.400,000
8508	701321 00002	SEPEDA MOTOR	ROYAL	EAGLE 125	2001	1.000	4.300,000	4.300,000
8509	701321 00003	SEPEDA MOTOR	ROYAL	EMPEROR 125	2003	1.000	4.500,000	4.500,000
8510	701321 00003	SEPEDA MOTOR	ROYAL	EMPEROR 125	2002	1.000	4.400,000	4.400,000
8511	701321 00003	SEPEDA MOTOR	ROYAL	EMPEROR 125	2001	1.000	4.300,000	4.300,000
8512	701321 00004	SEPEDA MOTOR	ROYAL	FIESTA 110	2003	1.000	4.100,000	4.100,000
8513	701321 00004	SEPEDA MOTOR	ROYAL	FIESTA 110	2002	1.000	4.000,000	4.000,000
8514	701321 00004	SEPEDA MOTOR	ROYAL	FIESTA 110	2001	1.000	3.900,000	3.900,000
8515	701321 00005	SEPEDA MOTOR	ROYAL	MONTARA 110	2004	1.000	4.500,000	4.500,000
8516	701321 00005	SEPEDA MOTOR	ROYAL	MONTARA 110	2003	1.000	4.100,000	4.100,000
8517	701321 00005	SEPEDA MOTOR	ROYAL	MONTARA 110	2002	1.000	4.000,000	4.000,000
8518	701321 00005	SEPEDA MOTOR	ROYAL	MONTARA 110	2001	1.000	3.900,000	3.900,000
8519	701321 00006	SEPEDA MOTOR	ROYAL	PANTHERA 125	2003	1.000	4.500,000	4.500,000
8520	701321 00006	SEPEDA MOTOR	ROYAL	PANTHERA 125	2002	1.000	4.400,000	4.400,000
8521	701321 00006	SEPEDA MOTOR	ROYAL	PANTHERA 125	2001	1.000	4.300,000	4.300,000
8522	701321 00007	SEPEDA MOTOR	ROYAL	QS 100 A	2004	1.000	4.100,000	4.100,000
8523	701321 00008	SEPEDA MOTOR	ROYAL	SPORTA 125	2003	1.000	4.500,000	4.500,000
8524	701321 00008	SEPEDA MOTOR	ROYAL	SPORTA 125	2002	1.000	4.400,000	4.400,000
8525	701321 00008	SEPEDA MOTOR	ROYAL	SPORTA 125	2001	1.000	4.300,000	4.300,000
8526	701321 00009	SEPEDA MOTOR	ROYAL	VIVA 110	2003	1.000	4.100,000	4.100,000
8527	701321 00009	SEPEDA MOTOR	ROYAL	VIVA 110	2002	1.000	4.000,000	4.000,000
8528	701321 00009	SEPEDA MOTOR	ROYAL	VIVA 110	2001	1.000	3.900,000	3.900,000
8529	701322 00011	SEPEDA MOTOR	ROYAL ENFIELD	350cc	1980	1.000	3.000,000	3.000,000
8530	701322 00009	SEPEDA MOTOR	ROYAL ENFIELD	500cc	1980	1.000	3.000,000	3.000,000
8531	701322 00001	SEPEDA MOTOR	ROYAL ENFIELD	BULLET 350	2019	1.000	58,600,000	58,600,000
8532	701322 00001	SEPEDA MOTOR	ROYAL ENFIELD	BULLET 350	2018	1.000	55,700,000	55,700,000
8533	701322 00001	SEPEDA MOTOR	ROYAL ENFIELD	BULLET 350	2017	1.000	53,000,000	53,000,000
8534	701322 00002	SEPEDA MOTOR	ROYAL ENFIELD	BULLET 500	2019	1.000	72,900,000	72,900,000
8535	701322 00002	SEPEDA MOTOR	ROYAL ENFIELD	BULLET 500	2018	1.000	69,300,000	69,300,000
8536	701322 00002	SEPEDA MOTOR	ROYAL ENFIELD	BULLET 500	2017	1.000	65,900,000	65,900,000
8537	701322 00003	SEPEDA MOTOR	ROYAL ENFIELD	BULLET CLASSIC 350	2019	1.000	65,800,000	65,800,000
8538	701322 00003	SEPEDA MOTOR	ROYAL ENFIELD	BULLET CLASSIC 350	2018	1.000	62,600,000	62,600,000
8539	701322 00003	SEPEDA MOTOR	ROYAL ENFIELD	BULLET CLASSIC 350	2017	1.000	59,500,000	59,500,000
8540	701322 00004	SEPEDA MOTOR	ROYAL ENFIELD	BULLET CLASSIC 500	2019	1.000	79,500,000	79,500,000
8541	701322 00004	SEPEDA MOTOR	ROYAL ENFIELD	BULLET CLASSIC 500	2018	1.000	75,600,000	75,600,000
8542	701322 00004	SEPEDA MOTOR	ROYAL ENFIELD	BULLET CLASSIC 500	2017	1.000	71,900,000	71,900,000
8543	701322 00004	SEPEDA MOTOR	ROYAL ENFIELD	BULLET CLASSIC 500	2016	1.000	68,400,000	68,400,000
8544	701322 00005	SEPEDA MOTOR	ROYAL ENFIELD	CONTINENTAL GT	2019	1.000	134,200,000	134,200,000
8545	701322 00005	SEPEDA MOTOR	ROYAL ENFIELD	CONTINENTAL GT	2018	1.000	127,500,000	127,500,000

NO	KODING	JENIS	MEREK	TIPE	TH BUAT	BOBOT	NJKB	DP PKB
1	2	3	4	5	6	7	8	9
8546	701322 00005	SEPEDA MOTOR	ROYAL ENFIELD	CONTINENTAL GT	2017	1.000	121,200,000	121,200,000
8547	701322 00006	SEPEDA MOTOR	ROYAL ENFIELD	HIMALAYAN	2019	1.000	81,900,000	81,900,000
8548	701322 00006	SEPEDA MOTOR	ROYAL ENFIELD	HIMALAYAN	2018	1.000	77,900,000	77,900,000
8549	701322 00008	SEPEDA MOTOR	ROYAL ENFIELD	LIGHTNING	2001	1.000	46,600,000	46,600,000
8550	701322 00010	SEPEDA MOTOR	ROYAL ENFIELD	MACHISMO ROYAL ENFIELD RIGT 553cc	2001	1.000	27,100,000	27,100,000
8551	701322 00007	SEPEDA MOTOR	ROYAL ENFIELD	RUMBLER 500	2019	1.000	76,400,000	76,400,000
8552	701322 00007	SEPEDA MOTOR	ROYAL ENFIELD	RUMBLER 500	2018	1.000	72,600,000	72,600,000
8553	701322 00007	SEPEDA MOTOR	ROYAL ENFIELD	RUMBLER 500	2017	1.000	69,000,000	69,000,000
8554	701326 00001	SEPEDA MOTOR	SAN YANG	STAR 110	2004	1.000	4,500,000	4,500,000
8555	701326 00001	SEPEDA MOTOR	SAN YANG	STAR 110	2003	1.000	4,100,000	4,100,000
8556	701327 00001	SEPEDA MOTOR	SANEX	BETA	2005	1.000	4,300,000	4,300,000
8557	701327 00001	SEPEDA MOTOR	SANEX	BETA	2004	1.000	4,100,000	4,100,000
8558	701327 00001	SEPEDA MOTOR	SANEX	BETA	2003	1.000	3,700,000	3,700,000
8559	701327 00001	SEPEDA MOTOR	SANEX	BETA	2002	1.000	3,600,000	3,600,000
8560	701327 00001	SEPEDA MOTOR	SANEX	BETA	2001	1.000	3,100,000	3,100,000
8561	701327 00002	SEPEDA MOTOR	SANEX	GAMMA	2005	1.000	4,300,000	4,300,000
8562	701327 00002	SEPEDA MOTOR	SANEX	GAMMA	2004	1.000	4,100,000	4,100,000
8563	701327 00002	SEPEDA MOTOR	SANEX	GAMMA	2003	1.000	3,700,000	3,700,000
8564	701327 00002	SEPEDA MOTOR	SANEX	GAMMA	2002	1.000	3,600,000	3,600,000
8565	701327 00002	SEPEDA MOTOR	SANEX	GAMMA	2001	1.000	3,100,000	3,100,000
8566	701327 00002	SEPEDA MOTOR	SANEX	GAMMA	2000	1.000	3,000,000	3,000,000
8567	701327 00003	SEPEDA MOTOR	SANEX	HUSSAR	2005	1.000	4,300,000	4,300,000
8568	701327 00003	SEPEDA MOTOR	SANEX	HUSSAR	2004	1.000	4,100,000	4,100,000
8569	701327 00003	SEPEDA MOTOR	SANEX	HUSSAR	2003	1.000	3,700,000	3,700,000
8570	701327 00003	SEPEDA MOTOR	SANEX	HUSSAR	2002	1.000	3,600,000	3,600,000
8571	701327 00003	SEPEDA MOTOR	SANEX	HUSSAR	2001	1.000	3,100,000	3,100,000
8572	701327 00003	SEPEDA MOTOR	SANEX	HUSSAR	2000	1.000	3,000,000	3,000,000
8573	701327 00004	SEPEDA MOTOR	SANEX	MAXIMA (QJ 110-5)	2005	1.000	4,600,000	4,600,000
8574	701327 00004	SEPEDA MOTOR	SANEX	MAXIMA (QJ 110-5)	2004	1.000	4,500,000	4,500,000
8575	701327 00004	SEPEDA MOTOR	SANEX	MAXIMA (QJ 110-5)	2003	1.000	4,100,000	4,100,000
8576	701327 00004	SEPEDA MOTOR	SANEX	MAXIMA (QJ 110-5)	2002	1.000	4,000,000	4,000,000
8577	701327 00004	SEPEDA MOTOR	SANEX	MAXIMA (QJ 110-5)	2001	1.000	3,900,000	3,900,000
8578	701327 00005	SEPEDA MOTOR	SANEX	MAXIMUM	2003	1.000	3,700,000	3,700,000
8579	701327 00005	SEPEDA MOTOR	SANEX	MAXIMUM	2002	1.000	3,600,000	3,600,000
8580	701327 00005	SEPEDA MOTOR	SANEX	MAXIMUM	2001	1.000	3,100,000	3,100,000
8581	701327 00005	SEPEDA MOTOR	SANEX	MAXIMUM	2000	1.000	3,000,000	3,000,000
8582	701327 00006	SEPEDA MOTOR	SANEX	QG 100 T-104 Q	2003	1.000	3,700,000	3,700,000
8583	701327 00006	SEPEDA MOTOR	SANEX	QG 100 T-104 Q	2002	1.000	3,600,000	3,600,000
8584	701327 00006	SEPEDA MOTOR	SANEX	QG 100 T-104 Q	2001	1.000	3,100,000	3,100,000
8585	701327 00006	SEPEDA MOTOR	SANEX	QG 100 T-104 Q	2000	1.000	3,000,000	3,000,000
8586	701327 00007	SEPEDA MOTOR	SANEX	QG 50-Q	2003	1.000	2,100,000	2,100,000
8587	701327 00012	SEPEDA MOTOR	SANEX	QJ 100-3C	2005	1.000	4,300,000	4,300,000
8588	701327 00012	SEPEDA MOTOR	SANEX	QJ 100-3C	2004	1.000	4,100,000	4,100,000
8589	701327 00012	SEPEDA MOTOR	SANEX	QJ 100-3C	2003	1.000	3,700,000	3,700,000
8590	701327 00012	SEPEDA MOTOR	SANEX	QJ 100-3C	2002	1.000	3,600,000	3,600,000
8591	701327 00012	SEPEDA MOTOR	SANEX	QJ 100-3C	2001	1.000	3,100,000	3,100,000
8592	701327 00012	SEPEDA MOTOR	SANEX	QJ 100-3C	2000	1.000	3,000,000	3,000,000
8593	701327 00008	SEPEDA MOTOR	SANEX	QJ 100 M	2005	1.000	4,300,000	4,300,000
8594	701327 00008	SEPEDA MOTOR	SANEX	QJ 100 M	2004	1.000	4,100,000	4,100,000
8595	701327 00008	SEPEDA MOTOR	SANEX	QJ 100 M	2003	1.000	3,700,000	3,700,000
8596	701327 00008	SEPEDA MOTOR	SANEX	QJ 100 M	2002	1.000	3,600,000	3,600,000
8597	701327 00008	SEPEDA MOTOR	SANEX	QJ 100 M	2001	1.000	3,100,000	3,100,000
8598	701327 00009	SEPEDA MOTOR	SANEX	QJ 100 T 4D/4Q	2004	1.000	4,100,000	4,100,000
8599	701327 00009	SEPEDA MOTOR	SANEX	QJ 100 T 4D/4Q	2003	1.000	3,700,000	3,700,000
8600	701327 00009	SEPEDA MOTOR	SANEX	QJ 100 T 4D/4Q	2002	1.000	3,600,000	3,600,000
8601	701327 00009	SEPEDA MOTOR	SANEX	QJ 100 T 4D/4Q	2001	1.000	3,100,000	3,100,000
8602	701327 00009	SEPEDA MOTOR	SANEX	QJ 100 T 4D/4Q	2000	1.000	3,000,000	3,000,000
8603	701327 00010	SEPEDA MOTOR	SANEX	QJ 100 T-B	2003	1.000	3,700,000	3,700,000
8604	701327 00010	SEPEDA MOTOR	SANEX	QJ 100 T-B	2002	1.000	3,600,000	3,600,000
8605	701327 00010	SEPEDA MOTOR	SANEX	QJ 100 T-B	2001	1.000	3,100,000	3,100,000
8606	701327 00010	SEPEDA MOTOR	SANEX	QJ 100 T-B	2000	1.000	3,000,000	3,000,000
8607	701327 00011	SEPEDA MOTOR	SANEX	QJ 100 T-C	2003	1.000	3,700,000	3,700,000
8608	701327 00011	SEPEDA MOTOR	SANEX	QJ 100 T-C	2002	1.000	3,600,000	3,600,000
8609	701327 00011	SEPEDA MOTOR	SANEX	QJ 100 T-C	2001	1.000	3,100,000	3,100,000
8610	701327 00011	SEPEDA MOTOR	SANEX	QJ 100 T-C	2000	1.000	3,000,000	3,000,000
8611	701327 00013	SEPEDA MOTOR	SANEX	QJ 110-5	2004	1.000	4,500,000	4,500,000
8612	701327 00014	SEPEDA MOTOR	SANEX	QJ 125 F	2004	1.000	4,900,000	4,900,000
8613	701327 00014	SEPEDA MOTOR	SANEX	QJ 125 F	2003	1.000	4,500,000	4,500,000
8614	701327 00014	SEPEDA MOTOR	SANEX	QJ 125 F	2002	1.000	4,400,000	4,400,000
8615	701327 00014	SEPEDA MOTOR	SANEX	QJ 125 F	2001	1.000	4,300,000	4,300,000
8616	701327 00014	SEPEDA MOTOR	SANEX	QJ 125 F	2000	1.000	4,200,000	4,200,000
8617	701327 00020	SEPEDA MOTOR	SANEX	QJ 125-K	2003	1.000	4,500,000	4,500,000
8618	701327 00020	SEPEDA MOTOR	SANEX	QJ 125-K	2002	1.000	4,400,000	4,400,000
8619	701327 00020	SEPEDA MOTOR	SANEX	QJ 125-K	2001	1.000	4,300,000	4,300,000
8620	701327 00020	SEPEDA MOTOR	SANEX	QJ 125-K	2000	1.000	4,200,000	4,200,000
8621	701327 00015	SEPEDA MOTOR	SANEX	QJ 125 T	2004	1.000	4,900,000	4,900,000
8622	701327 00015	SEPEDA MOTOR	SANEX	QJ 125 T	2003	1.000	4,500,000	4,500,000
8623	701327 00015	SEPEDA MOTOR	SANEX	QJ 125 T	2002	1.000	4,400,000	4,400,000
8624	701327 00015	SEPEDA MOTOR	SANEX	QJ 125 T	2001	1.000	4,300,000	4,300,000
8625	701327 00016	SEPEDA MOTOR	SANEX	QJ 125 T-3A	2004	1.000	4,900,000	4,900,000
8626	701327 00016	SEPEDA MOTOR	SANEX	QJ 125 T-3A	2003	1.000	4,500,000	4,500,000
8627	701327 00016	SEPEDA MOTOR	SANEX	QJ 125 T-3A	2002	1.000	4,400,000	4,400,000
8628	701327 00016	SEPEDA MOTOR	SANEX	QJ 125 T-3A	2001	1.000	4,300,000	4,300,000
8629	701327 00016	SEPEDA MOTOR	SANEX	QJ 125 T-3A	2000	1.000	4,200,000	4,200,000
8630	701327 00017	SEPEDA MOTOR	SANEX	QJ 125 T-3B	2004	1.000	4,900,000	4,900,000
8631	701327 00017	SEPEDA MOTOR	SANEX	QJ 125 T-3B	2003	1.000	4,500,000	4,500,000
8632	701327 00017	SEPEDA MOTOR	SANEX	QJ 125 T-3B	2002	1.000	4,400,000	4,400,000
8633	701327 00017	SEPEDA MOTOR	SANEX	QJ 125 T-3B	2001	1.000	4,300,000	4,300,000
8634	701327 00017	SEPEDA MOTOR	SANEX	QJ 125 T-3B	2000	1.000	4,200,000	4,200,000
8635	701327 00018	SEPEDA MOTOR	SANEX	QJ 125 T-4A	2004	1.000	4,900,000	4,900,000

NO	KODING	JENIS	MEREK	TIPE	TH BUAT	BOBOT	NJKB	DP PKB
1	2	3	4	5	6	7	8	9
8636	701327 00018	SEPEDA MOTOR	SANEX	QJ 125 T-4A	2003	1.000	4,500,000	4,500,000
8637	701327 00018	SEPEDA MOTOR	SANEX	QJ 125 T-4A	2002	1.000	4,400,000	4,400,000
8638	701327 00018	SEPEDA MOTOR	SANEX	QJ 125 T-4A	2001	1.000	4,300,000	4,300,000
8639	701327 00018	SEPEDA MOTOR	SANEX	QJ 125 T-4A	2000	1.000	4,200,000	4,200,000
8640	701327 00019	SEPEDA MOTOR	SANEX	QJ 125 U	2003	1.000	4,500,000	4,500,000
8641	701327 00019	SEPEDA MOTOR	SANEX	QJ 125 U	2002	1.000	4,400,000	4,400,000
8642	701327 00019	SEPEDA MOTOR	SANEX	QJ 125 U	2001	1.000	4,300,000	4,300,000
8643	701327 00019	SEPEDA MOTOR	SANEX	QJ 125 U	2000	1.000	4,200,000	4,200,000
8644	701327 00021	SEPEDA MOTOR	SANEX	QJ 150 B	2004	1.000	5,800,000	5,800,000
8645	701327 00021	SEPEDA MOTOR	SANEX	QJ 150 B	2003	1.000	5,400,000	5,400,000
8646	701327 00021	SEPEDA MOTOR	SANEX	QJ 150 B	2002	1.000	5,300,000	5,300,000
8647	701327 00021	SEPEDA MOTOR	SANEX	QJ 150 B	2001	1.000	5,200,000	5,200,000
8648	701327 00021	SEPEDA MOTOR	SANEX	QJ 150 B	2000	1.000	5,100,000	5,100,000
8649	701327 00022	SEPEDA MOTOR	SANEX	QJ 150 C	2003	1.000	5,400,000	5,400,000
8650	701327 00022	SEPEDA MOTOR	SANEX	QJ 150 C	2002	1.000	5,300,000	5,300,000
8651	701327 00022	SEPEDA MOTOR	SANEX	QJ 150 C	2001	1.000	5,200,000	5,200,000
8652	701327 00022	SEPEDA MOTOR	SANEX	QJ 150 C	2000	1.000	5,100,000	5,100,000
8653	701327 00023	SEPEDA MOTOR	SANEX	QJ 150-J	2000	1.000	5,200,000	5,200,000
8654	701327 00026	SEPEDA MOTOR	SANEX	QJ 250-3	2004	1.000	8,000,000	8,000,000
8655	701327 00026	SEPEDA MOTOR	SANEX	QJ 250-3	2003	1.000	7,500,000	7,500,000
8656	701327 00026	SEPEDA MOTOR	SANEX	QJ 250-3	2002	1.000	7,300,000	7,300,000
8657	701327 00026	SEPEDA MOTOR	SANEX	QJ 250-3	2001	1.000	6,900,000	6,900,000
8658	701327 00026	SEPEDA MOTOR	SANEX	QJ 250-3	2000	1.000	6,600,000	6,600,000
8659	701327 00024	SEPEDA MOTOR	SANEX	QJ 250 F	2004	1.000	8,000,000	8,000,000
8660	701327 00024	SEPEDA MOTOR	SANEX	QJ 250 F	2003	1.000	7,500,000	7,500,000
8661	701327 00024	SEPEDA MOTOR	SANEX	QJ 250 F	2002	1.000	7,300,000	7,300,000
8662	701327 00024	SEPEDA MOTOR	SANEX	QJ 250 F	2001	1.000	6,900,000	6,900,000
8663	701327 00024	SEPEDA MOTOR	SANEX	QJ 250 F	2000	1.000	6,600,000	6,600,000
8664	701327 00025	SEPEDA MOTOR	SANEX	QJ 250 T-G	2003	1.000	7,500,000	7,500,000
8665	701327 00025	SEPEDA MOTOR	SANEX	QJ 250 T-G	2002	1.000	7,300,000	7,300,000
8666	701327 00025	SEPEDA MOTOR	SANEX	QJ 250 T-G	2001	1.000	6,900,000	6,900,000
8667	701327 00025	SEPEDA MOTOR	SANEX	QJ 250 T-G	2000	1.000	6,600,000	6,600,000
8668	701327 00027	SEPEDA MOTOR	SANEX	QJ 50 QT-5 (SATELITE)	2004	1.000	2,500,000	2,500,000
8669	701327 00027	SEPEDA MOTOR	SANEX	QJ 50 QT-5 (SATELITE)	2003	1.000	2,100,000	2,100,000
8670	701327 00027	SEPEDA MOTOR	SANEX	QJ 50 QT-5 (SATELITE)	2002	1.000	2,000,000	2,000,000
8671	701327 00027	SEPEDA MOTOR	SANEX	QJ 50 QT-5 (SATELITE)	2001	1.000	1,900,000	1,900,000
8672	701327 00027	SEPEDA MOTOR	SANEX	QJ 50 QT-5 (SATELITE)	2000	1.000	1,800,000	1,800,000
8673	701327 00028	SEPEDA MOTOR	SANEX	QJ 50 QT-D	2004	1.000	2,500,000	2,500,000
8674	701327 00028	SEPEDA MOTOR	SANEX	QJ 50 QT-D	2003	1.000	2,100,000	2,100,000
8675	701327 00028	SEPEDA MOTOR	SANEX	QJ 50 QT-D	2002	1.000	2,000,000	2,000,000
8676	701327 00028	SEPEDA MOTOR	SANEX	QJ 50 QT-D	2001	1.000	1,900,000	1,900,000
8677	701327 00028	SEPEDA MOTOR	SANEX	QJ 50 QT-D	2000	1.000	1,800,000	1,800,000
8678	701327 00029	SEPEDA MOTOR	SANEX	QJ 50 QT-E	2004	1.000	2,500,000	2,500,000
8679	701327 00030	SEPEDA MOTOR	SANEX	QJ 50 QT-E/QT-2	2004	1.000	2,500,000	2,500,000
8680	701327 00030	SEPEDA MOTOR	SANEX	QJ 50 QT-E/QT-2	2003	1.000	2,100,000	2,100,000
8681	701327 00030	SEPEDA MOTOR	SANEX	QJ 50 QT-E/QT-2	2002	1.000	2,000,000	2,000,000
8682	701327 00030	SEPEDA MOTOR	SANEX	QJ 50 QT-E/QT-2	2001	1.000	1,900,000	1,900,000
8683	701327 00030	SEPEDA MOTOR	SANEX	QJ 50 QT-E/QT-2	2000	1.000	1,800,000	1,800,000
8684	701327 00031	SEPEDA MOTOR	SANEX	SIERRA	2011	1.000	5,700,000	5,700,000
8685	701327 00031	SEPEDA MOTOR	SANEX	SIERRA	2010	1.000	5,400,000	5,400,000
8686	701327 00031	SEPEDA MOTOR	SANEX	SIERRA	2009	1.000	5,100,000	5,100,000
8687	701327 00031	SEPEDA MOTOR	SANEX	SIERRA	2008	1.000	4,800,000	4,800,000
8688	701327 00031	SEPEDA MOTOR	SANEX	SIERRA	2007	1.000	4,700,000	4,700,000
8689	701327 00031	SEPEDA MOTOR	SANEX	SIERRA	2006	1.000	4,500,000	4,500,000
8690	701327 00031	SEPEDA MOTOR	SANEX	SIERRA	2005	1.000	4,300,000	4,300,000
8691	701327 00031	SEPEDA MOTOR	SANEX	SIERRA	2004	1.000	4,100,000	4,100,000
8692	701327 00031	SEPEDA MOTOR	SANEX	SIERRA	2003	1.000	3,700,000	3,700,000
8693	701327 00031	SEPEDA MOTOR	SANEX	SIERRA	2002	1.000	3,600,000	3,600,000
8694	701327 00031	SEPEDA MOTOR	SANEX	SIERRA	2001	1.000	3,100,000	3,100,000
8695	701327 00031	SEPEDA MOTOR	SANEX	SIERRA	2000	1.000	3,000,000	3,000,000
8696	701327 00032	SEPEDA MOTOR	SANEX	SN 100	2011	1.000	5,700,000	5,700,000
8697	701327 00032	SEPEDA MOTOR	SANEX	SN 100	2010	1.000	5,400,000	5,400,000
8698	701327 00032	SEPEDA MOTOR	SANEX	SN 100	2009	1.000	5,100,000	5,100,000
8699	701327 00032	SEPEDA MOTOR	SANEX	SN 100	2008	1.000	4,700,000	4,700,000
8700	701327 00032	SEPEDA MOTOR	SANEX	SN 100	2007	1.000	4,600,000	4,600,000
8701	701327 00032	SEPEDA MOTOR	SANEX	SN 100	2006	1.000	4,500,000	4,500,000
8702	701327 00032	SEPEDA MOTOR	SANEX	SN 100	2005	1.000	4,300,000	4,300,000
8703	701327 00032	SEPEDA MOTOR	SANEX	SN 100	2004	1.000	4,200,000	4,200,000
8704	701327 00032	SEPEDA MOTOR	SANEX	SN 100	2003	1.000	4,000,000	4,000,000
8705	701327 00032	SEPEDA MOTOR	SANEX	SN 100	2002	1.000	3,900,000	3,900,000
8706	701327 00033	SEPEDA MOTOR	SANEX	SN 100 SC	2003	1.000	3,700,000	3,700,000
8707	701327 00033	SEPEDA MOTOR	SANEX	SN 100 SC	2002	1.000	3,600,000	3,600,000
8708	701327 00033	SEPEDA MOTOR	SANEX	SN 100 SC	2001	1.000	3,100,000	3,100,000
8709	701327 00033	SEPEDA MOTOR	SANEX	SN 100 SC	2000	1.000	3,000,000	3,000,000
8710	701327 00034	SEPEDA MOTOR	SANEX	VN 100-BONUS	2004	1.000	4,100,000	4,100,000
8711	701329 00001	SEPEDA MOTOR	SANYA	SH 125 T-2C/2D	2001	1.000	4,300,000	4,300,000
8712	701329 00002	SEPEDA MOTOR	SANYA	SH 150-4	2001	1.000	5,200,000	5,200,000
8713	701329 00003	SEPEDA MOTOR	SANYA	SN 100 SC	2004	1.000	4,100,000	4,100,000
8714	701329 00004	SEPEDA MOTOR	SANYA	SY 100-4	2003	1.000	3,700,000	3,700,000
8715	701329 00004	SEPEDA MOTOR	SANYA	SY 100-4	2002	1.000	3,600,000	3,600,000
8716	701329 00004	SEPEDA MOTOR	SANYA	SY 100-4	2001	1.000	3,100,000	3,100,000
8717	701329 00004	SEPEDA MOTOR	SANYA	SY 100-4	2000	1.000	3,000,000	3,000,000
8718	701329 00007	SEPEDA MOTOR	SANYA	SY 125-5	2003	1.000	4,500,000	4,500,000
8719	701329 00007	SEPEDA MOTOR	SANYA	SY 125-5	2002	1.000	4,400,000	4,400,000
8720	701329 00007	SEPEDA MOTOR	SANYA	SY 125-5	2001	1.000	4,300,000	4,300,000
8721	701329 00007	SEPEDA MOTOR	SANYA	SY 125-5	2000	1.000	4,200,000	4,200,000
8722	701329 00008	SEPEDA MOTOR	SANYA	SY 125-6	2002	1.000	4,400,000	4,400,000
8723	701329 00008	SEPEDA MOTOR	SANYA	SY 125-6	2001	1.000	4,300,000	4,300,000
8724	701329 00008	SEPEDA MOTOR	SANYA	SY 125-6	2000	1.000	4,200,000	4,200,000
8725	701329 00005	SEPEDA MOTOR	SANYA	SY 125 T-3	2003	1.000	4,500,000	4,500,000

NO	KODING	JENIS	MEREK	TIPE	TH BUAT	BOBOT	NJKB	DP PKB
1	2	3	4	5	6	7	8	9
8726	701329 00005	SEPEDA MOTOR	SANYA	SY 125 T-3	2002	1.000	4,400,000	4,400,000
8727	701329 00005	SEPEDA MOTOR	SANYA	SY 125 T-3	2001	1.000	4,300,000	4,300,000
8728	701329 00005	SEPEDA MOTOR	SANYA	SY 125 T-3	2000	1.000	4,200,000	4,200,000
8729	701329 00006	SEPEDA MOTOR	SANYA	SY 125 T-4	2003	1.000	4,500,000	4,500,000
8730	701329 00006	SEPEDA MOTOR	SANYA	SY 125 T-4	2002	1.000	4,400,000	4,400,000
8731	701329 00006	SEPEDA MOTOR	SANYA	SY 125 T-4	2001	1.000	4,300,000	4,300,000
8732	701329 00006	SEPEDA MOTOR	SANYA	SY 125 T-4	2000	1.000	4,200,000	4,200,000
8733	701330 00001	SEPEDA MOTOR	SATO	FH 100 SUPER	2003	1.000	3,700,000	3,700,000
8734	701330 00001	SEPEDA MOTOR	SATO	FH 100 SUPER	2002	1.000	3,600,000	3,600,000
8735	701330 00001	SEPEDA MOTOR	SATO	FH 100 SUPER	2001	1.000	3,100,000	3,100,000
8736	701330 00001	SEPEDA MOTOR	SATO	FH 100 SUPER	2000	1.000	3,000,000	3,000,000
8737	701330 00002	SEPEDA MOTOR	SATO	FH 100 SUPER S	2002	1.000	3,600,000	3,600,000
8738	701330 00002	SEPEDA MOTOR	SATO	FH 100 SUPER S	2001	1.000	3,100,000	3,100,000
8739	701330 00002	SEPEDA MOTOR	SATO	FH 100 SUPER S	2000	1.000	3,000,000	3,000,000
8740	701330 00003	SEPEDA MOTOR	SATO	SY 125-6	2003	1.000	4,500,000	4,500,000
8741	701337 00001	SEPEDA MOTOR	SELTECH	FH 100 SUPER S	2003	1.000	3,700,000	3,700,000
8742	701337 00002	SEPEDA MOTOR	SELTECH	SURYA 110cc	2000	1.000	3,500,000	3,500,000
8743	701337 00003	SEPEDA MOTOR	SELTECH	SUTRA 100 CC	2000	1.000	3,100,000	3,100,000
8744	701339 00001	SEPEDA MOTOR	SHANGHAI	SH 100	2003	1.000	3,700,000	3,700,000
8745	701339 00001	SEPEDA MOTOR	SHANGHAI	SH 100	2002	1.000	3,600,000	3,600,000
8746	701339 00001	SEPEDA MOTOR	SHANGHAI	SH 100	2001	1.000	3,100,000	3,100,000
8747	701339 00002	SEPEDA MOTOR	SHANGHAI	SH 100-5	2003	1.000	3,700,000	3,700,000
8748	701339 00002	SEPEDA MOTOR	SHANGHAI	SH 100-5	2002	1.000	3,600,000	3,600,000
8749	701339 00002	SEPEDA MOTOR	SHANGHAI	SH 100-5	2001	1.000	3,100,000	3,100,000
8750	701339 00003	SEPEDA MOTOR	SHANGHAI	SH 100-A	2003	1.000	3,700,000	3,700,000
8751	701339 00003	SEPEDA MOTOR	SHANGHAI	SH 100-A	2002	1.000	3,600,000	3,600,000
8752	701339 00003	SEPEDA MOTOR	SHANGHAI	SH 100-A	2001	1.000	3,100,000	3,100,000
8753	701339 00004	SEPEDA MOTOR	SHANGHAI	SH 110	2003	1.000	4,100,000	4,100,000
8754	701339 00004	SEPEDA MOTOR	SHANGHAI	SH 110	2002	1.000	4,000,000	4,000,000
8755	701339 00004	SEPEDA MOTOR	SHANGHAI	SH 110	2001	1.000	3,900,000	3,900,000
8756	701339 00005	SEPEDA MOTOR	SHANGHAI	SH 110-3	2003	1.000	4,100,000	4,100,000
8757	701339 00005	SEPEDA MOTOR	SHANGHAI	SH 110-3	2002	1.000	4,000,000	4,000,000
8758	701339 00005	SEPEDA MOTOR	SHANGHAI	SH 110-3	2001	1.000	3,900,000	3,900,000
8759	701339 00006	SEPEDA MOTOR	SHANGHAI	SH 110-4	2002	1.000	4,000,000	4,000,000
8760	701339 00006	SEPEDA MOTOR	SHANGHAI	SH 110-4	2001	1.000	3,900,000	3,900,000
8761	701339 00007	SEPEDA MOTOR	SHANGHAI	SUTRA 100cc	2000	1.000	3,100,000	3,100,000
8762	701341 00001	SEPEDA MOTOR	SHIRA	HL 110-9	2002	1.000	4,000,000	4,000,000
8763	701341 00001	SEPEDA MOTOR	SHIRA	HL 110-9	2001	1.000	3,900,000	3,900,000
8764	701341 00001	SEPEDA MOTOR	SHIRA	HL 110-9	2000	1.000	3,500,000	3,500,000
8765	701341 00002	SEPEDA MOTOR	SHIRA	SH 110-4	2003	1.000	4,100,000	4,100,000
8766	701342 00001	SEPEDA MOTOR	SHUNDA	HL 110-9	2003	1.000	4,100,000	4,100,000
8767	701342 00002	SEPEDA MOTOR	SHUNDA	SH 100/MUSTANG	2007	1.000	4,500,000	4,500,000
8768	701342 00002	SEPEDA MOTOR	SHUNDA	SH 100/MUSTANG	2006	1.000	4,300,000	4,300,000
8769	701342 00002	SEPEDA MOTOR	SHUNDA	SH 100/MUSTANG	2005	1.000	4,100,000	4,100,000
8770	701342 00002	SEPEDA MOTOR	SHUNDA	SH 100/MUSTANG	2004	1.000	3,900,000	3,900,000
8771	701342 00002	SEPEDA MOTOR	SHUNDA	SH 100/MUSTANG	2003	1.000	3,700,000	3,700,000
8772	701342 00002	SEPEDA MOTOR	SHUNDA	SH 100/MUSTANG	2002	1.000	3,600,000	3,600,000
8773	701342 00002	SEPEDA MOTOR	SHUNDA	SH 100/MUSTANG	2001	1.000	3,100,000	3,100,000
8774	701342 00003	SEPEDA MOTOR	SHUNDA	SUPERIOR	2011	1.000	6,100,000	6,100,000
8775	701342 00003	SEPEDA MOTOR	SHUNDA	SUPERIOR	2010	1.000	5,800,000	5,800,000
8776	701342 00003	SEPEDA MOTOR	SHUNDA	SUPERIOR	2009	1.000	5,500,000	5,500,000
8777	701342 00003	SEPEDA MOTOR	SHUNDA	SUPERIOR	2008	1.000	5,100,000	5,100,000
8778	701342 00003	SEPEDA MOTOR	SHUNDA	SUPERIOR	2007	1.000	5,000,000	5,000,000
8779	701342 00003	SEPEDA MOTOR	SHUNDA	SUPERIOR	2006	1.000	4,800,000	4,800,000
8780	701342 00004	SEPEDA MOTOR	SHUNDA	SUPERIOR X	2004	1.000	4,200,000	4,200,000
8781	701342 00004	SEPEDA MOTOR	SHUNDA	SUPERIOR X	2003	1.000	4,100,000	4,100,000
8782	701342 00004	SEPEDA MOTOR	SHUNDA	SUPERIOR X	2002	1.000	4,000,000	4,000,000
8783	701342 00005	SEPEDA MOTOR	SHUNDA	TOP GUN 110	2002	1.000	4,000,000	4,000,000
8784	701342 00005	SEPEDA MOTOR	SHUNDA	TOP GUN 110	2001	1.000	3,900,000	3,900,000
8785	701343 00001	SEPEDA MOTOR	SHUNLI	FORTUNE 110	2003	1.000	4,100,000	4,100,000
8786	701343 00001	SEPEDA MOTOR	SHUNLI	FORTUNE 110	2002	1.000	4,000,000	4,000,000
8787	701343 00001	SEPEDA MOTOR	SHUNLI	FORTUNE 110	2001	1.000	3,900,000	3,900,000
8788	701343 00002	SEPEDA MOTOR	SHUNLI	TOP GUN 110	2003	1.000	4,100,000	4,100,000
8789	701343 00003	SEPEDA MOTOR	SHUNLI	WAKE 110	2002	1.000	4,000,000	4,000,000
8790	701343 00003	SEPEDA MOTOR	SHUNLI	WAKE 110	2001	1.000	3,900,000	3,900,000
8791	701344 00001	SEPEDA MOTOR	SIGRA	HL 110-18	2002	1.000	4,000,000	4,000,000
8792	701344 00001	SEPEDA MOTOR	SIGRA	HL 110-18	2001	1.000	3,900,000	3,900,000
8793	701344 00001	SEPEDA MOTOR	SIGRA	HL 110-18	2000	1.000	3,500,000	3,500,000
8794	701344 00002	SEPEDA MOTOR	SIGRA	SIGRA HL 110-18	2003	1.000	4,100,000	4,100,000
8795	701344 00002	SEPEDA MOTOR	SIGRA	SIGRA HL 110-18	2002	1.000	4,000,000	4,000,000
8796	701344 00002	SEPEDA MOTOR	SIGRA	SIGRA HL 110-18	2001	1.000	3,900,000	3,900,000
8797	701344 00002	SEPEDA MOTOR	SIGRA	SIGRA HL 110-18	2000	1.000	3,500,000	3,500,000
8798	701344 00003	SEPEDA MOTOR	SIGRA	WAKE 110	2003	1.000	4,100,000	4,100,000
8799	701346 00001	SEPEDA MOTOR	SINA	HL 110-18	2003	1.000	4,100,000	4,100,000
8800	701346 00002	SEPEDA MOTOR	SINA	PATRIOT S150	2002	1.000	5,300,000	5,300,000
8801	701346 00002	SEPEDA MOTOR	SINA	PATRIOT S150	2001	1.000	5,200,000	5,200,000
8802	701346 00002	SEPEDA MOTOR	SINA	PATRIOT S150	2000	1.000	5,100,000	5,100,000
8803	701349 00001	SEPEDA MOTOR	SPARTA ADLER	125 CC	2005	1.000	5,000,000	5,000,000
8804	701349 00002	SEPEDA MOTOR	SPARTA ADLER	250cc	1980	1.000	1,800,000	1,800,000
8805	701353 00001	SEPEDA MOTOR	STARWAY	CL 100-2	2003	1.000	3,700,000	3,700,000
8806	701353 00001	SEPEDA MOTOR	STARWAY	CL 100-2	2002	1.000	3,600,000	3,600,000
8807	701353 00001	SEPEDA MOTOR	STARWAY	CL 100-2	2001	1.000	3,100,000	3,100,000
8808	701353 00001	SEPEDA MOTOR	STARWAY	CL 100-2	2000	1.000	3,000,000	3,000,000
8809	701353 00002	SEPEDA MOTOR	STARWAY	CL 100-3	2003	1.000	3,700,000	3,700,000
8810	701353 00002	SEPEDA MOTOR	STARWAY	CL 100-3	2002	1.000	3,600,000	3,600,000
8811	701353 00002	SEPEDA MOTOR	STARWAY	CL 100-3	2001	1.000	3,100,000	3,100,000
8812	701353 00002	SEPEDA MOTOR	STARWAY	CL 100-3	2000	1.000	3,100,000	3,100,000
8813	701353 00003	SEPEDA MOTOR	STARWAY	CL 100-4	2003	1.000	3,700,000	3,700,000
8814	701353 00003	SEPEDA MOTOR	STARWAY	CL 100-4	2002	1.000	3,600,000	3,600,000
8815	701353 00003	SEPEDA MOTOR	STARWAY	CL 100-4	2001	1.000	3,100,000	3,100,000

NO	KODING	JENIS	MEREK	TIPE	TH BUAT	BOBOT	NJKB	DP PKB
1	2	3	4	5	6	7	8	9
8816	701353 00003	SEPEDA MOTOR	STARWAY	CL 100-4	2000	1.000	3,000,000	3,000,000
8817	701353 00004	SEPEDA MOTOR	STARWAY	CL 110	2003	1.000	4,100,000	4,100,000
8818	701353 00004	SEPEDA MOTOR	STARWAY	CL 110	2002	1.000	4,000,000	4,000,000
8819	701353 00004	SEPEDA MOTOR	STARWAY	CL 110	2001	1.000	3,900,000	3,900,000
8820	701353 00004	SEPEDA MOTOR	STARWAY	CL 110	2000	1.000	3,500,000	3,500,000
8821	701353 00005	SEPEDA MOTOR	STARWAY	CL 110-5	2003	1.000	4,100,000	4,100,000
8822	701353 00005	SEPEDA MOTOR	STARWAY	CL 110-5	2002	1.000	4,000,000	4,000,000
8823	701353 00005	SEPEDA MOTOR	STARWAY	CL 110-5	2001	1.000	3,900,000	3,900,000
8824	701353 00005	SEPEDA MOTOR	STARWAY	CL 110-5	2000	1.000	3,500,000	3,500,000
8825	701359 00001	SEPEDA MOTOR	SUNBEAM	MACHISMO ROYAL ENFIELD RIGT 553cc	2002	1.000	66,100,000	66,100,000
8826	701359 00002	SEPEDA MOTOR	SUNBEAM	SB 500	1980	1.000	5,000,000	5,000,000
8827	701360 00001	SEPEDA MOTOR	SUNDIRO	SZ 150	2003	1.000	5,400,000	5,400,000
8828	701360 00003	SEPEDA MOTOR	SUNDIRO	XDZ 100-250	2000	1.000	3,100,000	3,100,000
8829	701360 00004	SEPEDA MOTOR	SUNDIRO	XDZ 100-5	2003	1.000	3,700,000	3,700,000
8830	701360 00004	SEPEDA MOTOR	SUNDIRO	XDZ 100-5	2002	1.000	3,600,000	3,600,000
8831	701360 00004	SEPEDA MOTOR	SUNDIRO	XDZ 100-5	2001	1.000	3,100,000	3,100,000
8832	701360 00004	SEPEDA MOTOR	SUNDIRO	XDZ 100-5	2000	1.000	3,000,000	3,000,000
8833	701360 00005	SEPEDA MOTOR	SUNDIRO	XDZ 100-6/-7	2003	1.000	3,700,000	3,700,000
8834	701360 00005	SEPEDA MOTOR	SUNDIRO	XDZ 100-6/-7	2002	1.000	3,600,000	3,600,000
8835	701360 00005	SEPEDA MOTOR	SUNDIRO	XDZ 100-6/-7	2001	1.000	3,100,000	3,100,000
8836	701360 00005	SEPEDA MOTOR	SUNDIRO	XDZ 100-6/-7	2000	1.000	3,000,000	3,000,000
8837	701360 00006	SEPEDA MOTOR	SUNDIRO	XDZ 100-6D	2003	1.000	3,700,000	3,700,000
8838	701360 00006	SEPEDA MOTOR	SUNDIRO	XDZ 100-6D	2002	1.000	3,600,000	3,600,000
8839	701360 00006	SEPEDA MOTOR	SUNDIRO	XDZ 100-6D	2001	1.000	3,100,000	3,100,000
8840	701360 00006	SEPEDA MOTOR	SUNDIRO	XDZ 100-6D	2000	1.000	3,000,000	3,000,000
8841	701360 00002	SEPEDA MOTOR	SUNDIRO	XDZ 100 T-4	2003	1.000	3,700,000	3,700,000
8842	701360 00002	SEPEDA MOTOR	SUNDIRO	XDZ 100 T-4	2002	1.000	3,600,000	3,600,000
8843	701360 00002	SEPEDA MOTOR	SUNDIRO	XDZ 100 T-4	2001	1.000	3,100,000	3,100,000
8844	701360 00002	SEPEDA MOTOR	SUNDIRO	XDZ 100 T-4	2000	1.000	3,100,000	3,100,000
8845	701360 00007	SEPEDA MOTOR	SUNDIRO	XDZ 110-6D	2003	1.000	4,100,000	4,100,000
8846	701360 00007	SEPEDA MOTOR	SUNDIRO	XDZ 110-6D	2002	1.000	4,000,000	4,000,000
8847	701360 00007	SEPEDA MOTOR	SUNDIRO	XDZ 110-6D	2001	1.000	3,900,000	3,900,000
8848	701360 00008	SEPEDA MOTOR	SUNDIRO	XDZ 110-7	2003	1.000	4,100,000	4,100,000
8849	701360 00008	SEPEDA MOTOR	SUNDIRO	XDZ 110-7	2002	1.000	4,000,000	4,000,000
8850	701360 00008	SEPEDA MOTOR	SUNDIRO	XDZ 110-7	2001	1.000	3,900,000	3,900,000
8851	701360 00008	SEPEDA MOTOR	SUNDIRO	XDZ 110-7	2000	1.000	3,500,000	3,500,000
8852	701360 00009	SEPEDA MOTOR	SUNDIRO	XDZ 125-5A	2003	1.000	4,500,000	4,500,000
8853	701360 00009	SEPEDA MOTOR	SUNDIRO	XDZ 125-5A	2002	1.000	4,400,000	4,400,000
8854	701360 00009	SEPEDA MOTOR	SUNDIRO	XDZ 125-5A	2001	1.000	4,300,000	4,300,000
8855	701360 00009	SEPEDA MOTOR	SUNDIRO	XDZ 125-5A	2000	1.000	4,200,000	4,200,000
8856	701360 00010	SEPEDA MOTOR	SUNDIRO	XDZ 175	2003	1.000	6,000,000	6,000,000
8857	701360 00010	SEPEDA MOTOR	SUNDIRO	XDZ 175	2002	1.000	5,900,000	5,900,000
8858	701360 00010	SEPEDA MOTOR	SUNDIRO	XDZ 175	2001	1.000	5,800,000	5,800,000
8859	701360 00010	SEPEDA MOTOR	SUNDIRO	XDZ 175	2000	1.000	5,700,000	5,700,000
8860	701360 00011	SEPEDA MOTOR	SUNDIRO	XDZ 250	2003	1.000	7,500,000	7,500,000
8861	701360 00011	SEPEDA MOTOR	SUNDIRO	XDZ 250	2002	1.000	7,300,000	7,300,000
8862	701360 00011	SEPEDA MOTOR	SUNDIRO	XDZ 250	2001	1.000	6,900,000	6,900,000
8863	701360 00013	SEPEDA MOTOR	SUNDIRO	XDZ 50 QT-2P	2003	1.000	2,100,000	2,100,000
8864	701360 00013	SEPEDA MOTOR	SUNDIRO	XDZ 50 QT-2P	2002	1.000	2,000,000	2,000,000
8865	701360 00013	SEPEDA MOTOR	SUNDIRO	XDZ 50 QT-2P	2001	1.000	1,900,000	1,900,000
8866	701360 00012	SEPEDA MOTOR	SUNDIRO	XDZ 50 QT-2 (SCOOTER)	2003	1.000	2,100,000	2,100,000
8867	701360 00012	SEPEDA MOTOR	SUNDIRO	XDZ 50 QT-2 (SCOOTER)	2002	1.000	2,000,000	2,000,000
8868	701360 00012	SEPEDA MOTOR	SUNDIRO	XDZ 50 QT-2 (SCOOTER)	2001	1.000	1,900,000	1,900,000
8869	701360 00012	SEPEDA MOTOR	SUNDIRO	XDZ 50 QT-2 (SCOOTER)	2000	1.000	1,800,000	1,800,000
8870	701360 00014	SEPEDA MOTOR	SUNDIRO	XDZ 50 QT-J/-7	2002	1.000	2,000,000	2,000,000
8871	701360 00014	SEPEDA MOTOR	SUNDIRO	XDZ 50 QT-J/-7	2001	1.000	1,900,000	1,900,000
8872	701361 00001	SEPEDA MOTOR	SUPER BOSS	CL 110-H	2003	1.000	4,100,000	4,100,000
8873	701361 00001	SEPEDA MOTOR	SUPER BOSS	CL 110-H	2002	1.000	4,000,000	4,000,000
8874	701361 00001	SEPEDA MOTOR	SUPER BOSS	CL 110-H	2001	1.000	3,900,000	3,900,000
8875	701361 00001	SEPEDA MOTOR	SUPER BOSS	CL 110-H	2000	1.000	3,500,000	3,500,000
8876	701361 00002	SEPEDA MOTOR	SUPER BOSS	JL 100 T-3/T	2003	1.000	3,700,000	3,700,000
8877	701361 00002	SEPEDA MOTOR	SUPER BOSS	JL 100 T-3/T	2002	1.000	3,600,000	3,600,000
8878	701361 00002	SEPEDA MOTOR	SUPER BOSS	JL 100 T-3/T	2001	1.000	3,100,000	3,100,000
8879	701361 00002	SEPEDA MOTOR	SUPER BOSS	JL 100 T-3/T	2000	1.000	3,000,000	3,000,000
8880	701361 00003	SEPEDA MOTOR	SUPER BOSS	JL 100 T-5	2003	1.000	3,700,000	3,700,000
8881	701361 00003	SEPEDA MOTOR	SUPER BOSS	JL 100 T-5	2002	1.000	3,600,000	3,600,000
8882	701361 00003	SEPEDA MOTOR	SUPER BOSS	JL 100 T-5	2001	1.000	3,100,000	3,100,000
8883	701361 00003	SEPEDA MOTOR	SUPER BOSS	JL 100 T-5	2000	1.000	3,000,000	3,000,000
8884	701361 00004	SEPEDA MOTOR	SUPER BOSS	JL 125 T	2003	1.000	4,500,000	4,500,000
8885	701361 00004	SEPEDA MOTOR	SUPER BOSS	JL 125 T	2002	1.000	4,400,000	4,400,000
8886	701361 00004	SEPEDA MOTOR	SUPER BOSS	JL 125 T	2001	1.000	4,300,000	4,300,000
8887	701361 00004	SEPEDA MOTOR	SUPER BOSS	JL 125 T	2000	1.000	4,200,000	4,200,000
8888	701361 00005	SEPEDA MOTOR	SUPER BOSS	JL 150 T-6	2003	1.000	5,400,000	5,400,000
8889	701361 00005	SEPEDA MOTOR	SUPER BOSS	JL 150 T-6	2002	1.000	5,300,000	5,300,000
8890	701361 00005	SEPEDA MOTOR	SUPER BOSS	JL 150 T-6	2001	1.000	5,200,000	5,200,000
8891	701361 00005	SEPEDA MOTOR	SUPER BOSS	JL 150 T-6	2000	1.000	5,100,000	5,100,000
8892	701361 00006	SEPEDA MOTOR	SUPER BOSS	LF 110-2	2002	1.000	4,000,000	4,000,000
8893	701361 00006	SEPEDA MOTOR	SUPER BOSS	LF 110-2	2001	1.000	3,900,000	3,900,000
8894	701361 00006	SEPEDA MOTOR	SUPER BOSS	LF 110-2	2000	1.000	3,500,000	3,500,000
8895	701361 00007	SEPEDA MOTOR	SUPER BOSS	XDZ 50 QT-J/-7	2003	1.000	2,100,000	2,100,000
8896	701362 00001	SEPEDA MOTOR	SUPER STAR	LF 110-2	2003	1.000	4,100,000	4,100,000
8897	701362 00002	SEPEDA MOTOR	SUPER STAR	SG 125 VISTA	2003	1.000	4,500,000	4,500,000
8898	701362 00003	SEPEDA MOTOR	SUPER STAR	SW 110 X	2003	1.000	4,100,000	4,100,000
8899	701363 00001	SEPEDA MOTOR	SUZIKA	SH 150 OSCAR	2003	1.000	5,400,000	5,400,000
8900	701363 00002	SEPEDA MOTOR	SUZIKA	SZK 100-12	2001	1.000	3,100,000	3,100,000
8901	701363 00003	SEPEDA MOTOR	SUZIKA	SZK 100-4	2000	1.000	3,000,000	3,000,000
8902	701364 00229	SEPEDA MOTOR	SUZUKI	125SP	2007	1.000	11,300,000	11,300,000
8903	701364 00229	SEPEDA MOTOR	SUZUKI	125SP	2006	1.000	10,800,000	10,800,000
8904	701364 00350	SEPEDA MOTOR	SUZUKI	185cc	1980	1.000	1,500,000	1,500,000
8905	701364 00398	SEPEDA MOTOR	SUZUKI	250cc	1980	1.000	1,800,000	1,800,000

NO	KODING	JENIS	MEREK	TIPE	TH BUAT	BOBOT	NJKB	DP PKB
1	2	3	4	5	6	7	8	9
8996	701364 00242	SEPEDA MOTOR	SUZUKI	A 100 XS	2003	1.000	6,700,000	6,700,000
8997	701364 00242	SEPEDA MOTOR	SUZUKI	A 100 XS	2002	1.000	6,600,000	6,600,000
8998	701364 00242	SEPEDA MOTOR	SUZUKI	A 100 XS	2001	1.000	6,500,000	6,500,000
8999	701364 00242	SEPEDA MOTOR	SUZUKI	A 100 XS	2000	1.000	6,400,000	6,400,000
9000	701364 00242	SEPEDA MOTOR	SUZUKI	A 100 XS	1999	1.000	5,900,000	5,900,000
9001	701364 00242	SEPEDA MOTOR	SUZUKI	A 100 XS	1998	1.000	5,500,000	5,500,000
9002	701364 00242	SEPEDA MOTOR	SUZUKI	A 100 XS	1997	1.000	5,300,000	5,300,000
9003	701364 00242	SEPEDA MOTOR	SUZUKI	A 100 XS	1996	1.000	5,100,000	5,100,000
9004	701364 00242	SEPEDA MOTOR	SUZUKI	A 100 XS	1995	1.000	4,900,000	4,900,000
9005	701364 00242	SEPEDA MOTOR	SUZUKI	A 100 XS	1994	1.000	4,800,000	4,800,000
9006	701364 00242	SEPEDA MOTOR	SUZUKI	A 100 XS	1993	1.000	4,500,000	4,500,000
9007	701364 00242	SEPEDA MOTOR	SUZUKI	A 100 XS	1992	1.000	4,300,000	4,300,000
9008	701364 00242	SEPEDA MOTOR	SUZUKI	A 100 XS	1991	1.000	4,100,000	4,100,000
9009	701364 00242	SEPEDA MOTOR	SUZUKI	A 100 XS	1990	1.000	4,000,000	4,000,000
9010	701364 00243	SEPEDA MOTOR	SUZUKI	A 100 XT	2005	1.000	6,900,000	6,900,000
9011	701364 00243	SEPEDA MOTOR	SUZUKI	A 100 XT	2004	1.000	6,800,000	6,800,000
9012	701364 00243	SEPEDA MOTOR	SUZUKI	A 100 XT	2003	1.000	6,700,000	6,700,000
9013	701364 00243	SEPEDA MOTOR	SUZUKI	A 100 XT	2002	1.000	6,600,000	6,600,000
9014	701364 00243	SEPEDA MOTOR	SUZUKI	A 100 XT	2001	1.000	6,500,000	6,500,000
9015	701364 00243	SEPEDA MOTOR	SUZUKI	A 100 XT	2000	1.000	6,400,000	6,400,000
9016	701364 00243	SEPEDA MOTOR	SUZUKI	A 100 XT	1999	1.000	5,900,000	5,900,000
9017	701364 00243	SEPEDA MOTOR	SUZUKI	A 100 XT	1998	1.000	5,500,000	5,500,000
9018	701364 00243	SEPEDA MOTOR	SUZUKI	A 100 XT	1997	1.000	5,300,000	5,300,000
9019	701364 00243	SEPEDA MOTOR	SUZUKI	A 100 XT	1996	1.000	5,100,000	5,100,000
9020	701364 00243	SEPEDA MOTOR	SUZUKI	A 100 XT	1995	1.000	4,900,000	4,900,000
9021	701364 00243	SEPEDA MOTOR	SUZUKI	A 100 XT	1994	1.000	4,800,000	4,800,000
9022	701364 00243	SEPEDA MOTOR	SUZUKI	A 100 XT	1993	1.000	4,500,000	4,500,000
9023	701364 00243	SEPEDA MOTOR	SUZUKI	A 100 XT	1992	1.000	4,300,000	4,300,000
9024	701364 00243	SEPEDA MOTOR	SUZUKI	A 100 XT	1991	1.000	4,100,000	4,100,000
9025	701364 00243	SEPEDA MOTOR	SUZUKI	A 100 XT	1990	1.000	4,000,000	4,000,000
9026	701364 00246	SEPEDA MOTOR	SUZUKI	AN 250	2005	1.000	54,200,000	54,200,000
9027	701364 00247	SEPEDA MOTOR	SUZUKI	AN 250 (SCOOTER)	2006	1.000	55,200,000	55,200,000
9028	701364 00247	SEPEDA MOTOR	SUZUKI	AN 250 (SCOOTER)	2005	1.000	54,200,000	54,200,000
9029	701364 00247	SEPEDA MOTOR	SUZUKI	AN 250 (SCOOTER)	2004	1.000	53,400,000	53,400,000
9030	701364 00247	SEPEDA MOTOR	SUZUKI	AN 250 (SCOOTER)	2003	1.000	48,900,000	48,900,000
9031	701364 00247	SEPEDA MOTOR	SUZUKI	AN 250 (SCOOTER)	2002	1.000	48,000,000	48,000,000
9032	701364 00247	SEPEDA MOTOR	SUZUKI	AN 250 (SCOOTER)	2001	1.000	47,000,000	47,000,000
9033	701364 00247	SEPEDA MOTOR	SUZUKI	AN 250 (SCOOTER)	2000	1.000	46,900,000	46,900,000
9034	701364 00378	SEPEDA MOTOR	SUZUKI	AN250SU	2016	1.000	71,000,000	71,000,000
9035	701364 00378	SEPEDA MOTOR	SUZUKI	AN250SU	2015	1.000	67,500,000	67,500,000
9036	701364 00378	SEPEDA MOTOR	SUZUKI	AN250SU	2014	1.000	64,000,000	64,000,000
9037	701364 00378	SEPEDA MOTOR	SUZUKI	AN250SU	2013	1.000	60,800,000	60,800,000
9038	701364 00360	SEPEDA MOTOR	SUZUKI	AN 400 A/T	2010	1.000	98,300,000	98,300,000
9039	701364 00360	SEPEDA MOTOR	SUZUKI	AN 400 A/T	2009	1.000	93,600,000	93,600,000
9040	701364 00360	SEPEDA MOTOR	SUZUKI	AN 400 A/T	2008	1.000	88,600,000	88,600,000
9041	701364 00362	SEPEDA MOTOR	SUZUKI	AN 650 A/T	2010	1.000	142,000,000	142,000,000
9042	701364 00362	SEPEDA MOTOR	SUZUKI	AN 650 A/T	2009	1.000	135,200,000	135,200,000
9043	701364 00362	SEPEDA MOTOR	SUZUKI	AN 650 A/T	2008	1.000	128,000,000	128,000,000
9044	701364 00248	SEPEDA MOTOR	SUZUKI	DJEBEL 200 SPM	2005	1.000	33,200,000	33,200,000
9045	701364 00249	SEPEDA MOTOR	SUZUKI	DL 100 V STROM	2003	1.000	278,500,000	278,500,000
9046	701364 00406	SEPEDA MOTOR	SUZUKI	DL-250	2019	1.000	46,700,000	46,700,000
9047	701364 00213	SEPEDA MOTOR	SUZUKI	DL650	2019	1.000	163,300,000	163,300,000
9048	701364 00213	SEPEDA MOTOR	SUZUKI	DL650	2018	1.000	155,200,000	155,200,000
9049	701364 00213	SEPEDA MOTOR	SUZUKI	DL650	2017	1.000	147,500,000	147,500,000
9050	701364 00213	SEPEDA MOTOR	SUZUKI	DL650	2016	1.000	140,200,000	140,200,000
9051	701364 00213	SEPEDA MOTOR	SUZUKI	DL650	2015	1.000	133,200,000	133,200,000
9052	701364 00213	SEPEDA MOTOR	SUZUKI	DL650	2014	1.000	126,600,000	126,600,000
9053	701364 00214	SEPEDA MOTOR	SUZUKI	DL650 A	2019	1.000	163,300,000	163,300,000
9054	701364 00214	SEPEDA MOTOR	SUZUKI	DL650 A	2018	1.000	155,200,000	155,200,000
9055	701364 00214	SEPEDA MOTOR	SUZUKI	DL650 A	2017	1.000	147,500,000	147,500,000
9056	701364 00214	SEPEDA MOTOR	SUZUKI	DL650 A	2016	1.000	140,200,000	140,200,000
9057	701364 00214	SEPEDA MOTOR	SUZUKI	DL650 A	2015	1.000	133,200,000	133,200,000
9058	701364 00214	SEPEDA MOTOR	SUZUKI	DL650 A	2014	1.000	126,600,000	126,600,000
9059	701364 00407	SEPEDA MOTOR	SUZUKI	DR-150	2019	1.000	23,500,000	23,500,000
9060	701364 00250	SEPEDA MOTOR	SUZUKI	DR 250 R	2001	1.000	39,100,000	39,100,000
9061	701364 00250	SEPEDA MOTOR	SUZUKI	DR 250 R	2000	1.000	36,200,000	36,200,000
9062	701364 00348	SEPEDA MOTOR	SUZUKI	EN 125 A	2011	1.000	12,000,000	12,000,000
9063	701364 00348	SEPEDA MOTOR	SUZUKI	EN 125 A	2010	1.000	11,800,000	11,800,000
9064	701364 00348	SEPEDA MOTOR	SUZUKI	EN 125 A	2009	1.000	11,400,000	11,400,000
9065	701364 00348	SEPEDA MOTOR	SUZUKI	EN 125 A	2008	1.000	10,800,000	10,800,000
9066	701364 00348	SEPEDA MOTOR	SUZUKI	EN 125 A	2007	1.000	10,200,000	10,200,000
9067	701364 00375	SEPEDA MOTOR	SUZUKI	EN 125 HAK	2017	1.000	13,100,000	13,100,000
9068	701364 00375	SEPEDA MOTOR	SUZUKI	EN 125 HAK	2016	1.000	12,800,000	12,800,000
9069	701364 00375	SEPEDA MOTOR	SUZUKI	EN 125 HAK	2015	1.000	12,500,000	12,500,000
9070	701364 00375	SEPEDA MOTOR	SUZUKI	EN 125 HAK	2014	1.000	12,300,000	12,300,000
9071	701364 00375	SEPEDA MOTOR	SUZUKI	EN 125 HAK	2013	1.000	12,100,000	12,100,000
9072	701364 00375	SEPEDA MOTOR	SUZUKI	EN 125 HAK	2012	1.000	11,900,000	11,900,000
9073	701364 00375	SEPEDA MOTOR	SUZUKI	EN 125 HAK	2011	1.000	11,700,000	11,700,000
9074	701364 00375	SEPEDA MOTOR	SUZUKI	EN 125 HAK	2010	1.000	11,500,000	11,500,000
9075	701364 00251	SEPEDA MOTOR	SUZUKI	EN 125 (THUNDER)	2009	1.000	11,500,000	11,500,000
9076	701364 00251	SEPEDA MOTOR	SUZUKI	EN 125 (THUNDER)	2008	1.000	10,900,000	10,900,000
9077	701364 00251	SEPEDA MOTOR	SUZUKI	EN 125 (THUNDER)	2007	1.000	10,400,000	10,400,000
9078	701364 00251	SEPEDA MOTOR	SUZUKI	EN 125 (THUNDER)	2006	1.000	9,900,000	9,900,000
9079	701364 00251	SEPEDA MOTOR	SUZUKI	EN 125 (THUNDER)	2005	1.000	9,500,000	9,500,000
9080	701364 00251	SEPEDA MOTOR	SUZUKI	EN 125 (THUNDER)	2004	1.000	9,300,000	9,300,000
9081	701364 00252	SEPEDA MOTOR	SUZUKI	FD 110 (SHOGUN)	2009	1.000	10,200,000	10,200,000
9082	701364 00252	SEPEDA MOTOR	SUZUKI	FD 110 (SHOGUN)	2008	1.000	9,700,000	9,700,000
9083	701364 00252	SEPEDA MOTOR	SUZUKI	FD 110 (SHOGUN)	2007	1.000	9,600,000	9,600,000
9084	701364 00252	SEPEDA MOTOR	SUZUKI	FD 110 (SHOGUN)	2006	1.000	9,300,000	9,300,000
9085	701364 00252	SEPEDA MOTOR	SUZUKI	FD 110 (SHOGUN)	2005	1.000	9,100,000	9,100,000

NO	KODING	JENIS	MEREK	TIPE	TH BUAT	BOBOT	NJKB	DP PKB
1	2	3	4	5	6	7	8	9
9086	701364 00252	SEPEDA MOTOR	SUZUKI	FD 110 (SHOGUN)	2004	1.000	9,000,000	9,000,000
9087	701364 00252	SEPEDA MOTOR	SUZUKI	FD 110 (SHOGUN)	2003	1.000	8,600,000	8,600,000
9088	701364 00252	SEPEDA MOTOR	SUZUKI	FD 110 (SHOGUN)	2002	1.000	8,300,000	8,300,000
9089	701364 00252	SEPEDA MOTOR	SUZUKI	FD 110 (SHOGUN)	2001	1.000	8,100,000	8,100,000
9090	701364 00252	SEPEDA MOTOR	SUZUKI	FD 110 (SHOGUN)	2000	1.000	8,000,000	8,000,000
9091	701364 00252	SEPEDA MOTOR	SUZUKI	FD 110 (SHOGUN)	1999	1.000	7,300,000	7,300,000
9092	701364 00252	SEPEDA MOTOR	SUZUKI	FD 110 (SHOGUN)	1998	1.000	6,100,000	6,100,000
9093	701364 00252	SEPEDA MOTOR	SUZUKI	FD 110 (SHOGUN)	1997	1.000	5,200,000	5,200,000
9094	701364 00252	SEPEDA MOTOR	SUZUKI	FD 110 (SHOGUN)	1996	1.000	4,700,000	4,700,000
9095	701364 00252	SEPEDA MOTOR	SUZUKI	FD 110 (SHOGUN)	1995	1.000	4,400,000	4,400,000
9096	701364 00252	SEPEDA MOTOR	SUZUKI	FD 110 (SHOGUN)	1994	1.000	4,100,000	4,100,000
9097	701364 00253	SEPEDA MOTOR	SUZUKI	FD 110 XCD (SMASH)	2009	1.000	8,300,000	8,300,000
9098	701364 00253	SEPEDA MOTOR	SUZUKI	FD 110 XCD (SMASH)	2008	1.000	7,900,000	7,900,000
9099	701364 00253	SEPEDA MOTOR	SUZUKI	FD 110 XCD (SMASH)	2007	1.000	7,800,000	7,800,000
9100	701364 00253	SEPEDA MOTOR	SUZUKI	FD 110 XCD (SMASH)	2006	1.000	7,500,000	7,500,000
9101	701364 00253	SEPEDA MOTOR	SUZUKI	FD 110 XCD (SMASH)	2005	1.000	7,300,000	7,300,000
9102	701364 00253	SEPEDA MOTOR	SUZUKI	FD 110 XCD (SMASH)	2004	1.000	7,200,000	7,200,000
9103	701364 00253	SEPEDA MOTOR	SUZUKI	FD 110 XCD (SMASH)	2003	1.000	7,100,000	7,100,000
9104	701364 00253	SEPEDA MOTOR	SUZUKI	FD 110 XCD (SMASH)	2002	1.000	6,900,000	6,900,000
9105	701364 00254	SEPEDA MOTOR	SUZUKI	FD 110 XCSD	2009	1.000	8,500,000	8,500,000
9106	701364 00254	SEPEDA MOTOR	SUZUKI	FD 110 XCSD	2008	1.000	8,100,000	8,100,000
9107	701364 00254	SEPEDA MOTOR	SUZUKI	FD 110 XCSD	2007	1.000	8,000,000	8,000,000
9108	701364 00254	SEPEDA MOTOR	SUZUKI	FD 110 XCSD	2006	1.000	7,700,000	7,700,000
9109	701364 00254	SEPEDA MOTOR	SUZUKI	FD 110 XCSD	2005	1.000	7,500,000	7,500,000
9110	701364 00254	SEPEDA MOTOR	SUZUKI	FD 110 XCSD	2004	1.000	7,400,000	7,400,000
9111	701364 00254	SEPEDA MOTOR	SUZUKI	FD 110 XCSD	2003	1.000	7,300,000	7,300,000
9112	701364 00255	SEPEDA MOTOR	SUZUKI	FD 125 XRM	2009	1.000	10,900,000	10,900,000
9113	701364 00255	SEPEDA MOTOR	SUZUKI	FD 125 XRM	2008	1.000	10,300,000	10,300,000
9114	701364 00255	SEPEDA MOTOR	SUZUKI	FD 125 XRM	2007	1.000	10,200,000	10,200,000
9115	701364 00255	SEPEDA MOTOR	SUZUKI	FD 125 XRM	2006	1.000	9,800,000	9,800,000
9116	701364 00255	SEPEDA MOTOR	SUZUKI	FD 125 XRM	2005	1.000	9,600,000	9,600,000
9117	701364 00256	SEPEDA MOTOR	SUZUKI	FD 125 XSD	2009	1.000	10,600,000	10,600,000
9118	701364 00256	SEPEDA MOTOR	SUZUKI	FD 125 XSD	2008	1.000	10,000,000	10,000,000
9119	701364 00256	SEPEDA MOTOR	SUZUKI	FD 125 XSD	2007	1.000	9,900,000	9,900,000
9120	701364 00256	SEPEDA MOTOR	SUZUKI	FD 125 XSD	2006	1.000	9,600,000	9,600,000
9121	701364 00256	SEPEDA MOTOR	SUZUKI	FD 125 XSD	2005	1.000	9,400,000	9,400,000
9122	701364 00256	SEPEDA MOTOR	SUZUKI	FD 125 XSD	2004	1.000	9,300,000	9,300,000
9123	701364 00256	SEPEDA MOTOR	SUZUKI	FD 125 XSD	2003	1.000	8,900,000	8,900,000
9124	701364 00257	SEPEDA MOTOR	SUZUKI	FH 125 D (ARASHI 125)	2009	1.000	10,800,000	10,800,000
9125	701364 00257	SEPEDA MOTOR	SUZUKI	FH 125 D (ARASHI 125)	2008	1.000	10,200,000	10,200,000
9126	701364 00257	SEPEDA MOTOR	SUZUKI	FH 125 D (ARASHI 125)	2007	1.000	10,000,000	10,000,000
9127	701364 00257	SEPEDA MOTOR	SUZUKI	FH 125 D (ARASHI 125)	2006	1.000	9,600,000	9,600,000
9128	701364 00258	SEPEDA MOTOR	SUZUKI	FH 125 M (ARASHI 125 R)	2009	1.000	10,900,000	10,900,000
9129	701364 00258	SEPEDA MOTOR	SUZUKI	FH 125 M (ARASHI 125 R)	2008	1.000	10,300,000	10,300,000
9130	701364 00258	SEPEDA MOTOR	SUZUKI	FH 125 M (ARASHI 125 R)	2007	1.000	10,100,000	10,100,000
9131	701364 00258	SEPEDA MOTOR	SUZUKI	FH 125 M (ARASHI 125 R)	2006	1.000	9,800,000	9,800,000
9132	701364 00386	SEPEDA MOTOR	SUZUKI	FJ110LE	2016	1.000	7,700,000	7,700,000
9133	701364 00386	SEPEDA MOTOR	SUZUKI	FJ110LE	2015	1.000	7,500,000	7,500,000
9134	701364 00386	SEPEDA MOTOR	SUZUKI	FJ110LE	2014	1.000	7,300,000	7,300,000
9135	701364 00349	SEPEDA MOTOR	SUZUKI	FK 110 D	2010	1.000	8,500,000	8,500,000
9136	701364 00349	SEPEDA MOTOR	SUZUKI	FK 110 D	2009	1.000	8,100,000	8,100,000
9137	701364 00349	SEPEDA MOTOR	SUZUKI	FK 110 D	2008	1.000	7,700,000	7,700,000
9138	701364 00349	SEPEDA MOTOR	SUZUKI	FK 110 D	2007	1.000	7,500,000	7,500,000
9139	701364 00259	SEPEDA MOTOR	SUZUKI	FK 110 SCD K6 (NEW SMASH CASTING WHEEL)	2010	1.000	9,300,000	9,300,000
9140	701364 00259	SEPEDA MOTOR	SUZUKI	FK 110 SCD K6 (NEW SMASH CASTING WHEEL)	2009	1.000	8,900,000	8,900,000
9141	701364 00259	SEPEDA MOTOR	SUZUKI	FK 110 SCD K6 (NEW SMASH CASTING WHEEL)	2008	1.000	8,500,000	8,500,000
9142	701364 00259	SEPEDA MOTOR	SUZUKI	FK 110 SCD K6 (NEW SMASH CASTING WHEEL)	2007	1.000	8,400,000	8,400,000
9143	701364 00259	SEPEDA MOTOR	SUZUKI	FK 110 SCD K6 (NEW SMASH CASTING WHEEL)	2006	1.000	8,100,000	8,100,000
9144	701364 00261	SEPEDA MOTOR	SUZUKI	FK 110 SCDZ (NEW SMASH CW NR)	2009	1.000	8,900,000	8,900,000
9145	701364 00261	SEPEDA MOTOR	SUZUKI	FK 110 SCDZ (NEW SMASH CW NR)	2008	1.000	8,500,000	8,500,000
9146	701364 00260	SEPEDA MOTOR	SUZUKI	FK 110 SD K6 (NEW SMASH SPOKE WHEEL)	2010	1.000	9,100,000	9,100,000
9147	701364 00260	SEPEDA MOTOR	SUZUKI	FK 110 SD K6 (NEW SMASH SPOKE WHEEL)	2009	1.000	8,700,000	8,700,000
9148	701364 00260	SEPEDA MOTOR	SUZUKI	FK 110 SD K6 (NEW SMASH SPOKE WHEEL)	2008	1.000	8,300,000	8,300,000
9149	701364 00260	SEPEDA MOTOR	SUZUKI	FK 110 SD K6 (NEW SMASH SPOKE WHEEL)	2007	1.000	8,200,000	8,200,000
9150	701364 00260	SEPEDA MOTOR	SUZUKI	FK 110 SD K6 (NEW SMASH SPOKE WHEEL)	2006	1.000	7,900,000	7,900,000
9151	701364 00316	SEPEDA MOTOR	SUZUKI	FL 125 RCD	2017	1.000	11,500,000	11,500,000
9152	701364 00316	SEPEDA MOTOR	SUZUKI	FL 125 RCD	2016	1.000	11,300,000	11,300,000
9153	701364 00316	SEPEDA MOTOR	SUZUKI	FL 125 RCD	2015	1.000	11,100,000	11,100,000
9154	701364 00316	SEPEDA MOTOR	SUZUKI	FL 125 RCD	2014	1.000	10,900,000	10,900,000
9155	701364 00316	SEPEDA MOTOR	SUZUKI	FL 125 RCD	2013	1.000	10,700,000	10,700,000
9156	701364 00316	SEPEDA MOTOR	SUZUKI	FL 125 RCD	2012	1.000	10,500,000	10,500,000
9157	701364 00316	SEPEDA MOTOR	SUZUKI	FL 125 RCD	2011	1.000	10,300,000	10,300,000
9158	701364 00316	SEPEDA MOTOR	SUZUKI	FL 125 RCD	2010	1.000	10,100,000	10,100,000
9159	701364 00316	SEPEDA MOTOR	SUZUKI	FL 125 RCD	2009	1.000	9,900,000	9,900,000
9160	701364 00316	SEPEDA MOTOR	SUZUKI	FL 125 RCD	2008	1.000	9,700,000	9,700,000
9161	701364 00316	SEPEDA MOTOR	SUZUKI	FL 125 RCD	2007	1.000	9,500,000	9,500,000
9162	701364 00358	SEPEDA MOTOR	SUZUKI	FL 125 RCDF	2011	1.000	12,500,000	12,500,000
9163	701364 00358	SEPEDA MOTOR	SUZUKI	FL 125 RCDF	2010	1.000	11,700,000	11,700,000
9164	701364 00358	SEPEDA MOTOR	SUZUKI	FL 125 RCDF	2009	1.000	11,100,000	11,100,000
9165	701364 00358	SEPEDA MOTOR	SUZUKI	FL 125 RCDF	2008	1.000	10,500,000	10,500,000
9166	701364 00346	SEPEDA MOTOR	SUZUKI	FL 125 RCDM	2015	1.000	14,100,000	14,100,000
9167	701364 00346	SEPEDA MOTOR	SUZUKI	FL 125 RCDM	2014	1.000	13,400,000	13,400,000
9168	701364 00346	SEPEDA MOTOR	SUZUKI	FL 125 RCDM	2013	1.000	12,900,000	12,900,000
9169	701364 00346	SEPEDA MOTOR	SUZUKI	FL 125 RCDM	2012	1.000	11,900,000	11,900,000
9170	701364 00346	SEPEDA MOTOR	SUZUKI	FL 125 RCDM	2011	1.000	11,500,000	11,500,000
9171	701364 00346	SEPEDA MOTOR	SUZUKI	FL 125 RCDM	2010	1.000	11,300,000	11,300,000
9172	701364 00346	SEPEDA MOTOR	SUZUKI	FL 125 RCDM	2009	1.000	10,800,000	10,800,000
9173	701364 00346	SEPEDA MOTOR	SUZUKI	FL 125 RCDM	2008	1.000	10,200,000	10,200,000
9174	701364 00346	SEPEDA MOTOR	SUZUKI	FL 125 RCDM	2007	1.000	10,000,000	10,000,000
9175	701364 00347	SEPEDA MOTOR	SUZUKI	FL 125 RCMD	2017	1.000	11,500,000	11,500,000

NO	KODING	JENIS	MEREK	TIPE	TH BUAT	BOBOT	NJKB	DP PKB
1	2	3	4	5	6	7	8	9
9176	701364 00347	SEPEDA MOTOR	SUZUKI	FL 125 RCMD	2016	1.000	11,300,000	11,300,000
9177	701364 00347	SEPEDA MOTOR	SUZUKI	FL 125 RCMD	2015	1.000	11,100,000	11,100,000
9178	701364 00347	SEPEDA MOTOR	SUZUKI	FL 125 RCMD	2014	1.000	10,900,000	10,900,000
9179	701364 00347	SEPEDA MOTOR	SUZUKI	FL 125 RCMD	2013	1.000	10,700,000	10,700,000
9180	701364 00347	SEPEDA MOTOR	SUZUKI	FL 125 RCMD	2012	1.000	10,500,000	10,500,000
9181	701364 00347	SEPEDA MOTOR	SUZUKI	FL 125 RCMD	2011	1.000	10,300,000	10,300,000
9182	701364 00347	SEPEDA MOTOR	SUZUKI	FL 125 RCMD	2010	1.000	10,100,000	10,100,000
9183	701364 00347	SEPEDA MOTOR	SUZUKI	FL 125 RCMD	2009	1.000	9,900,000	9,900,000
9184	701364 00347	SEPEDA MOTOR	SUZUKI	FL 125 RCMD	2008	1.000	9,700,000	9,700,000
9185	701364 00347	SEPEDA MOTOR	SUZUKI	FL 125 RCMD	2007	1.000	9,500,000	9,500,000
9186	701364 00384	SEPEDA MOTOR	SUZUKI	FL125RCMDZ	2016	1.000	11,400,000	11,400,000
9187	701364 00384	SEPEDA MOTOR	SUZUKI	FL125RCMDZ	2015	1.000	11,200,000	11,200,000
9188	701364 00384	SEPEDA MOTOR	SUZUKI	FL125RCMDZ	2014	1.000	11,000,000	11,000,000
9189	701364 00374	SEPEDA MOTOR	SUZUKI	FL125SCD	2017	1.000	11,500,000	11,500,000
9190	701364 00374	SEPEDA MOTOR	SUZUKI	FL125SCD	2016	1.000	11,300,000	11,300,000
9191	701364 00374	SEPEDA MOTOR	SUZUKI	FL125SCD	2015	1.000	11,100,000	11,100,000
9192	701364 00374	SEPEDA MOTOR	SUZUKI	FL125SCD	2014	1.000	10,900,000	10,900,000
9193	701364 00374	SEPEDA MOTOR	SUZUKI	FL125SCD	2013	1.000	10,700,000	10,700,000
9194	701364 00374	SEPEDA MOTOR	SUZUKI	FL125SCD	2012	1.000	10,500,000	10,500,000
9195	701364 00374	SEPEDA MOTOR	SUZUKI	FL125SCD	2011	1.000	10,300,000	10,300,000
9196	701364 00374	SEPEDA MOTOR	SUZUKI	FL125SCD	2010	1.000	10,100,000	10,100,000
9197	701364 00345	SEPEDA MOTOR	SUZUKI	FL 125 SD	2015	1.000	13,200,000	13,200,000
9198	701364 00345	SEPEDA MOTOR	SUZUKI	FL 125 SD	2014	1.000	12,600,000	12,600,000
9199	701364 00345	SEPEDA MOTOR	SUZUKI	FL 125 SD	2013	1.000	11,900,000	11,900,000
9200	701364 00345	SEPEDA MOTOR	SUZUKI	FL 125 SD	2012	1.000	10,900,000	10,900,000
9201	701364 00345	SEPEDA MOTOR	SUZUKI	FL 125 SD	2011	1.000	10,500,000	10,500,000
9202	701364 00345	SEPEDA MOTOR	SUZUKI	FL 125 SD	2010	1.000	10,300,000	10,300,000
9203	701364 00345	SEPEDA MOTOR	SUZUKI	FL 125 SD	2009	1.000	10,000,000	10,000,000
9204	701364 00345	SEPEDA MOTOR	SUZUKI	FL 125 SD	2008	1.000	9,500,000	9,500,000
9205	701364 00345	SEPEDA MOTOR	SUZUKI	FL 125 SD	2007	1.000	9,300,000	9,300,000
9206	701364 00352	SEPEDA MOTOR	SUZUKI	FL 75cc	1980	1.000	800,000	800,000
9207	701364 00262	SEPEDA MOTOR	SUZUKI	FR 80 M	1990	1.000	3,100,000	3,100,000
9208	701364 00262	SEPEDA MOTOR	SUZUKI	FR 80 M	1989	1.000	3,000,000	3,000,000
9209	701364 00262	SEPEDA MOTOR	SUZUKI	FR 80 M	1988	1.000	2,900,000	2,900,000
9210	701364 00262	SEPEDA MOTOR	SUZUKI	FR 80 M	1987	1.000	2,800,000	2,800,000
9211	701364 00262	SEPEDA MOTOR	SUZUKI	FR 80 M	1986	1.000	2,700,000	2,700,000
9212	701364 00262	SEPEDA MOTOR	SUZUKI	FR 80 M	1985	1.000	2,600,000	2,600,000
9213	701364 00262	SEPEDA MOTOR	SUZUKI	FR 80 M	1984	1.000	2,500,000	2,500,000
9214	701364 00262	SEPEDA MOTOR	SUZUKI	FR 80 M	1983	1.000	2,400,000	2,400,000
9215	701364 00262	SEPEDA MOTOR	SUZUKI	FR 80 M	1982	1.000	2,300,000	2,300,000
9216	701364 00262	SEPEDA MOTOR	SUZUKI	FR 80 M	1981	1.000	2,200,000	2,200,000
9217	701364 00262	SEPEDA MOTOR	SUZUKI	FR 80 M	1980	1.000	1,500,000	1,500,000
9218	701364 00262	SEPEDA MOTOR	SUZUKI	FR 80 M	1979	1.000	1,500,000	1,500,000
9219	701364 00263	SEPEDA MOTOR	SUZUKI	FR 80 N	1990	1.000	3,100,000	3,100,000
9220	701364 00263	SEPEDA MOTOR	SUZUKI	FR 80 N	1989	1.000	3,000,000	3,000,000
9221	701364 00263	SEPEDA MOTOR	SUZUKI	FR 80 N	1988	1.000	2,900,000	2,900,000
9222	701364 00263	SEPEDA MOTOR	SUZUKI	FR 80 N	1987	1.000	2,800,000	2,800,000
9223	701364 00263	SEPEDA MOTOR	SUZUKI	FR 80 N	1986	1.000	2,700,000	2,700,000
9224	701364 00263	SEPEDA MOTOR	SUZUKI	FR 80 N	1985	1.000	2,600,000	2,600,000
9225	701364 00263	SEPEDA MOTOR	SUZUKI	FR 80 N	1984	1.000	2,500,000	2,500,000
9226	701364 00263	SEPEDA MOTOR	SUZUKI	FR 80 N	1983	1.000	2,400,000	2,400,000
9227	701364 00263	SEPEDA MOTOR	SUZUKI	FR 80 N	1982	1.000	2,300,000	2,300,000
9228	701364 00263	SEPEDA MOTOR	SUZUKI	FR 80 N	1981	1.000	2,200,000	2,200,000
9229	701364 00263	SEPEDA MOTOR	SUZUKI	FR 80 N	1980	1.000	1,500,000	1,500,000
9230	701364 00263	SEPEDA MOTOR	SUZUKI	FR 80 N	1979	1.000	1,500,000	1,500,000
9231	701364 00264	SEPEDA MOTOR	SUZUKI	FR 80 OZ	1990	1.000	3,100,000	3,100,000
9232	701364 00264	SEPEDA MOTOR	SUZUKI	FR 80 OZ	1989	1.000	3,000,000	3,000,000
9233	701364 00264	SEPEDA MOTOR	SUZUKI	FR 80 OZ	1988	1.000	2,900,000	2,900,000
9234	701364 00264	SEPEDA MOTOR	SUZUKI	FR 80 OZ	1987	1.000	2,800,000	2,800,000
9235	701364 00264	SEPEDA MOTOR	SUZUKI	FR 80 OZ	1986	1.000	2,700,000	2,700,000
9236	701364 00264	SEPEDA MOTOR	SUZUKI	FR 80 OZ	1985	1.000	2,600,000	2,600,000
9237	701364 00264	SEPEDA MOTOR	SUZUKI	FR 80 OZ	1984	1.000	2,500,000	2,500,000
9238	701364 00264	SEPEDA MOTOR	SUZUKI	FR 80 OZ	1983	1.000	2,400,000	2,400,000
9239	701364 00264	SEPEDA MOTOR	SUZUKI	FR 80 OZ	1982	1.000	2,300,000	2,300,000
9240	701364 00264	SEPEDA MOTOR	SUZUKI	FR 80 OZ	1981	1.000	2,200,000	2,200,000
9241	701364 00264	SEPEDA MOTOR	SUZUKI	FR 80 OZ	1980	1.000	2,100,000	2,100,000
9242	701364 00264	SEPEDA MOTOR	SUZUKI	FR 80 OZ	1979	1.000	2,100,000	2,100,000
9243	701364 00383	SEPEDA MOTOR	SUZUKI	FU 110	2015	1.000	8,600,000	8,600,000
9244	701364 00265	SEPEDA MOTOR	SUZUKI	FU 125 C - Y	2004	1.000	9,300,000	9,300,000
9245	701364 00265	SEPEDA MOTOR	SUZUKI	FU 125 C - Y	2003	1.000	9,000,000	9,000,000
9246	701364 00265	SEPEDA MOTOR	SUZUKI	FU 125 C - Y	2002	1.000	8,700,000	8,700,000
9247	701364 00265	SEPEDA MOTOR	SUZUKI	FU 125 C - Y	2001	1.000	8,500,000	8,500,000
9248	701364 00266	SEPEDA MOTOR	SUZUKI	FU 125 SC	2005	1.000	11,000,000	11,000,000
9249	701364 00266	SEPEDA MOTOR	SUZUKI	FU 125 SC	2004	1.000	10,200,000	10,200,000
9250	701364 00266	SEPEDA MOTOR	SUZUKI	FU 125 SC	2003	1.000	9,900,000	9,900,000
9251	701364 00217	SEPEDA MOTOR	SUZUKI	FU 150	2019	1.000	18,000,000	18,000,000
9252	701364 00217	SEPEDA MOTOR	SUZUKI	FU 150	2018	1.000	17,100,000	17,100,000
9253	701364 00217	SEPEDA MOTOR	SUZUKI	FU 150	2017	1.000	16,300,000	16,300,000
9254	701364 00217	SEPEDA MOTOR	SUZUKI	FU 150	2016	1.000	15,500,000	15,500,000
9255	701364 00267	SEPEDA MOTOR	SUZUKI	FU 150 (CKD)	2009	1.000	10,900,000	10,900,000
9256	701364 00267	SEPEDA MOTOR	SUZUKI	FU 150 (CKD)	2008	1.000	10,400,000	10,400,000
9257	701364 00267	SEPEDA MOTOR	SUZUKI	FU 150 (CKD)	2007	1.000	10,300,000	10,300,000
9258	701364 00267	SEPEDA MOTOR	SUZUKI	FU 150 (CKD)	2006	1.000	9,800,000	9,800,000
9259	701364 00267	SEPEDA MOTOR	SUZUKI	FU 150 (CKD)	2005	1.000	9,300,000	9,300,000
9260	701364 00268	SEPEDA MOTOR	SUZUKI	FU 150 SC	2009	1.000	12,300,000	12,300,000
9261	701364 00268	SEPEDA MOTOR	SUZUKI	FU 150 SC	2008	1.000	11,600,000	11,600,000
9262	701364 00268	SEPEDA MOTOR	SUZUKI	FU 150 SC	2007	1.000	11,500,000	11,500,000
9263	701364 00268	SEPEDA MOTOR	SUZUKI	FU 150 SC	2006	1.000	11,000,000	11,000,000
9264	701364 00268	SEPEDA MOTOR	SUZUKI	FU 150 SC	2005	1.000	10,400,000	10,400,000
9265	701364 00268	SEPEDA MOTOR	SUZUKI	FU 150 SC	2004	1.000	10,000,000	10,000,000

NO	KODING	JENIS	MEREK	TIPE	TH BUAT	BOBOT	NJKB	DP PKB
1	2	3	4	5	6	7	8	9
9266	701364 00369	SEPEDA MOTOR	SUZUKI	FU 150 SCD	2017	1.000	15,100,000	15,100,000
9267	701364 00369	SEPEDA MOTOR	SUZUKI	FU 150 SCD	2016	1.000	14,600,000	14,600,000
9268	701364 00369	SEPEDA MOTOR	SUZUKI	FU 150 SCD	2015	1.000	14,300,000	14,300,000
9269	701364 00369	SEPEDA MOTOR	SUZUKI	FU 150 SCD	2014	1.000	14,000,000	14,000,000
9270	701364 00369	SEPEDA MOTOR	SUZUKI	FU 150 SCD	2013	1.000	13,600,000	13,600,000
9271	701364 00369	SEPEDA MOTOR	SUZUKI	FU 150 SCD	2012	1.000	12,900,000	12,900,000
9272	701364 00369	SEPEDA MOTOR	SUZUKI	FU 150 SCD	2011	1.000	11,100,000	11,100,000
9273	701364 00369	SEPEDA MOTOR	SUZUKI	FU 150 SCD	2010	1.000	10,400,000	10,400,000
9274	701364 00369	SEPEDA MOTOR	SUZUKI	FU 150 SCD	2009	1.000	10,000,000	10,000,000
9275	701364 00369	SEPEDA MOTOR	SUZUKI	FU 150 SCD	2008	1.000	9,500,000	9,500,000
9276	701364 00218	SEPEDA MOTOR	SUZUKI	FU 150SCD2	2017	1.000	15,300,000	15,300,000
9277	701364 00218	SEPEDA MOTOR	SUZUKI	FU 150SCD2	2016	1.000	14,800,000	14,800,000
9278	701364 00218	SEPEDA MOTOR	SUZUKI	FU 150SCD2	2015	1.000	14,500,000	14,500,000
9279	701364 00218	SEPEDA MOTOR	SUZUKI	FU 150SCD2	2014	1.000	14,200,000	14,200,000
9280	701364 00218	SEPEDA MOTOR	SUZUKI	FU 150SCD2	2013	1.000	13,900,000	13,900,000
9281	701364 00379	SEPEDA MOTOR	SUZUKI	FU 150SCD3	2017	1.000	15,300,000	15,300,000
9282	701364 00379	SEPEDA MOTOR	SUZUKI	FU 150SCD3	2016	1.000	14,800,000	14,800,000
9283	701364 00379	SEPEDA MOTOR	SUZUKI	FU 150SCD3	2015	1.000	14,500,000	14,500,000
9284	701364 00379	SEPEDA MOTOR	SUZUKI	FU 150SCD3	2014	1.000	14,200,000	14,200,000
9285	701364 00379	SEPEDA MOTOR	SUZUKI	FU 150SCD3	2013	1.000	13,900,000	13,900,000
9286	701364 00394	SEPEDA MOTOR	SUZUKI	FU 150SCDX2	2016	1.000	14,800,000	14,800,000
9287	701364 00394	SEPEDA MOTOR	SUZUKI	FU 150SCDX2	2015	1.000	14,500,000	14,500,000
9288	701364 00397	SEPEDA MOTOR	SUZUKI	FU 150 SCDY3	2015	1.000	13,700,000	13,700,000
9289	701364 00385	SEPEDA MOTOR	SUZUKI	FU 150SCD22	2016	1.000	14,800,000	14,800,000
9290	701364 00385	SEPEDA MOTOR	SUZUKI	FU 150SCD22	2015	1.000	14,500,000	14,500,000
9291	701364 00385	SEPEDA MOTOR	SUZUKI	FU 150SCD22	2014	1.000	14,200,000	14,200,000
9292	701364 00380	SEPEDA MOTOR	SUZUKI	FV 110 LAZ	2017	1.000	9,100,000	9,100,000
9293	701364 00380	SEPEDA MOTOR	SUZUKI	FV 110 LAZ	2016	1.000	8,900,000	8,900,000
9294	701364 00380	SEPEDA MOTOR	SUZUKI	FV 110 LAZ	2015	1.000	8,700,000	8,700,000
9295	701364 00380	SEPEDA MOTOR	SUZUKI	FV 110 LAZ	2014	1.000	8,500,000	8,500,000
9296	701364 00380	SEPEDA MOTOR	SUZUKI	FV 110 LAZ	2013	1.000	8,300,000	8,300,000
9297	701364 00219	SEPEDA MOTOR	SUZUKI	FV 110 LB	2019	1.000	10,400,000	10,400,000
9298	701364 00219	SEPEDA MOTOR	SUZUKI	FV 110 LB	2018	1.000	9,900,000	9,900,000
9299	701364 00219	SEPEDA MOTOR	SUZUKI	FV 110 LB	2017	1.000	9,500,000	9,500,000
9300	701364 00219	SEPEDA MOTOR	SUZUKI	FV 110 LB	2016	1.000	9,100,000	9,100,000
9301	701364 00219	SEPEDA MOTOR	SUZUKI	FV 110 LB	2015	1.000	8,700,000	8,700,000
9302	701364 00219	SEPEDA MOTOR	SUZUKI	FV 110 LB	2014	1.000	8,300,000	8,300,000
9303	701364 00219	SEPEDA MOTOR	SUZUKI	FV 110 LB	2013	1.000	7,900,000	7,900,000
9304	701364 00220	SEPEDA MOTOR	SUZUKI	FV 110 LE	2019	1.000	11,100,000	11,100,000
9305	701364 00220	SEPEDA MOTOR	SUZUKI	FV 110 LE	2018	1.000	10,600,000	10,600,000
9306	701364 00220	SEPEDA MOTOR	SUZUKI	FV 110 LE	2017	1.000	10,100,000	10,100,000
9307	701364 00220	SEPEDA MOTOR	SUZUKI	FV 110 LE	2016	1.000	9,600,000	9,600,000
9308	701364 00220	SEPEDA MOTOR	SUZUKI	FV 110 LE	2015	1.000	9,200,000	9,200,000
9309	701364 00220	SEPEDA MOTOR	SUZUKI	FV 110 LE	2014	1.000	8,800,000	8,800,000
9310	701364 00220	SEPEDA MOTOR	SUZUKI	FV 110 LE	2013	1.000	8,400,000	8,400,000
9311	701364 00371	SEPEDA MOTOR	SUZUKI	FW 110 D	2016	1.000	8,300,000	8,300,000
9312	701364 00371	SEPEDA MOTOR	SUZUKI	FW 110 D	2015	1.000	8,100,000	8,100,000
9313	701364 00371	SEPEDA MOTOR	SUZUKI	FW 110 D	2014	1.000	7,900,000	7,900,000
9314	701364 00371	SEPEDA MOTOR	SUZUKI	FW 110 D	2013	1.000	7,700,000	7,700,000
9315	701364 00371	SEPEDA MOTOR	SUZUKI	FW 110 D	2012	1.000	7,500,000	7,500,000
9316	701364 00371	SEPEDA MOTOR	SUZUKI	FW 110 D	2011	1.000	7,400,000	7,400,000
9317	701364 00371	SEPEDA MOTOR	SUZUKI	FW 110 D	2010	1.000	7,300,000	7,300,000
9318	701364 00373	SEPEDA MOTOR	SUZUKI	FW 110 SCD	2016	1.000	8,700,000	8,700,000
9319	701364 00373	SEPEDA MOTOR	SUZUKI	FW 110 SCD	2015	1.000	8,500,000	8,500,000
9320	701364 00373	SEPEDA MOTOR	SUZUKI	FW 110 SCD	2014	1.000	8,300,000	8,300,000
9321	701364 00373	SEPEDA MOTOR	SUZUKI	FW 110 SCD	2013	1.000	8,100,000	8,100,000
9322	701364 00373	SEPEDA MOTOR	SUZUKI	FW 110 SCD	2012	1.000	7,900,000	7,900,000
9323	701364 00373	SEPEDA MOTOR	SUZUKI	FW 110 SCD	2011	1.000	7,700,000	7,700,000
9324	701364 00373	SEPEDA MOTOR	SUZUKI	FW 110 SCD	2010	1.000	7,500,000	7,500,000
9325	701364 00372	SEPEDA MOTOR	SUZUKI	FW 110 SD	2016	1.000	9,100,000	9,100,000
9326	701364 00372	SEPEDA MOTOR	SUZUKI	FW 110 SD	2015	1.000	8,900,000	8,900,000
9327	701364 00372	SEPEDA MOTOR	SUZUKI	FW 110 SD	2014	1.000	8,700,000	8,700,000
9328	701364 00372	SEPEDA MOTOR	SUZUKI	FW 110 SD	2013	1.000	8,500,000	8,500,000
9329	701364 00372	SEPEDA MOTOR	SUZUKI	FW 110 SD	2012	1.000	8,300,000	8,300,000
9330	701364 00372	SEPEDA MOTOR	SUZUKI	FW 110 SD	2011	1.000	8,100,000	8,100,000
9331	701364 00372	SEPEDA MOTOR	SUZUKI	FW 110 SD	2010	1.000	7,900,000	7,900,000
9332	701364 00269	SEPEDA MOTOR	SUZUKI	FX 150	2004	1.000	19,000,000	19,000,000
9333	701364 00269	SEPEDA MOTOR	SUZUKI	FX 150	2003	1.000	17,000,000	17,000,000
9334	701364 00269	SEPEDA MOTOR	SUZUKI	FX 150	2002	1.000	16,600,000	16,600,000
9335	701364 00269	SEPEDA MOTOR	SUZUKI	FX 150	2001	1.000	16,100,000	16,100,000
9336	701364 00269	SEPEDA MOTOR	SUZUKI	FX 150	2000	1.000	15,300,000	15,300,000
9337	701364 00270	SEPEDA MOTOR	SUZUKI	FXR 150	2004	1.000	19,000,000	19,000,000
9338	701364 00270	SEPEDA MOTOR	SUZUKI	FXR 150	2003	1.000	17,000,000	17,000,000
9339	701364 00270	SEPEDA MOTOR	SUZUKI	FXR 150	2002	1.000	16,600,000	16,600,000
9340	701364 00270	SEPEDA MOTOR	SUZUKI	FXR 150	2001	1.000	16,100,000	16,100,000
9341	701364 00270	SEPEDA MOTOR	SUZUKI	FXR 150	2000	1.000	16,000,000	16,000,000
9342	701364 00271	SEPEDA MOTOR	SUZUKI	GM 51 A 500 CC	1991	1.000	29,100,000	29,100,000
9343	701364 00272	SEPEDA MOTOR	SUZUKI	GP 100 CC	1982	1.000	2,500,000	2,500,000
9344	701364 00272	SEPEDA MOTOR	SUZUKI	GP 100 CC	1981	1.000	2,400,000	2,400,000
9345	701364 00272	SEPEDA MOTOR	SUZUKI	GP 100 CC	1980	1.000	1,800,000	1,800,000
9346	701364 00273	SEPEDA MOTOR	SUZUKI	GP 100 MK II	1985	1.000	2,800,000	2,800,000
9347	701364 00273	SEPEDA MOTOR	SUZUKI	GP 100 MK II	1984	1.000	2,700,000	2,700,000
9348	701364 00273	SEPEDA MOTOR	SUZUKI	GP 100 MK II	1983	1.000	2,600,000	2,600,000
9349	701364 00273	SEPEDA MOTOR	SUZUKI	GP 100 MK II	1982	1.000	2,500,000	2,500,000
9350	701364 00273	SEPEDA MOTOR	SUZUKI	GP 100 MK II	1981	1.000	2,400,000	2,400,000
9351	701364 00273	SEPEDA MOTOR	SUZUKI	GP 100 MK II	1980	1.000	2,300,000	2,300,000
9352	701364 00274	SEPEDA MOTOR	SUZUKI	GP 100 R	1985	1.000	2,800,000	2,800,000
9353	701364 00274	SEPEDA MOTOR	SUZUKI	GP 100 R	1984	1.000	2,700,000	2,700,000
9354	701364 00274	SEPEDA MOTOR	SUZUKI	GP 100 R	1983	1.000	2,600,000	2,600,000
9355	701364 00274	SEPEDA MOTOR	SUZUKI	GP 100 R	1982	1.000	2,500,000	2,500,000

NO	KODING	JENIS	MEREK	TIPE	TH BUAT	BOBOT	NJKB	DP PKB
1	2	3	4	5	6	7	8	9
9356	701364 00274	SEPEDA MOTOR	SUZUKI	GP 100 R	1981	1.000	2,400,000	2,400,000
9357	701364 00274	SEPEDA MOTOR	SUZUKI	GP 100 R	1980	1.000	2,300,000	2,300,000
9358	701364 00275	SEPEDA MOTOR	SUZUKI	GP 100 RM	1985	1.000	2,800,000	2,800,000
9359	701364 00275	SEPEDA MOTOR	SUZUKI	GP 100 RM	1984	1.000	2,700,000	2,700,000
9360	701364 00275	SEPEDA MOTOR	SUZUKI	GP 100 RM	1983	1.000	2,600,000	2,600,000
9361	701364 00275	SEPEDA MOTOR	SUZUKI	GP 100 RM	1982	1.000	2,500,000	2,500,000
9362	701364 00275	SEPEDA MOTOR	SUZUKI	GP 100 RM	1981	1.000	2,400,000	2,400,000
9363	701364 00275	SEPEDA MOTOR	SUZUKI	GP 100 RM	1980	1.000	2,300,000	2,300,000
9364	701364 00276	SEPEDA MOTOR	SUZUKI	GP 100 X	1985	1.000	2,800,000	2,800,000
9365	701364 00276	SEPEDA MOTOR	SUZUKI	GP 100 X	1984	1.000	2,700,000	2,700,000
9366	701364 00276	SEPEDA MOTOR	SUZUKI	GP 100 X	1983	1.000	2,600,000	2,600,000
9367	701364 00276	SEPEDA MOTOR	SUZUKI	GP 100 X	1982	1.000	2,500,000	2,500,000
9368	701364 00276	SEPEDA MOTOR	SUZUKI	GP 100 X	1981	1.000	2,400,000	2,400,000
9369	701364 00276	SEPEDA MOTOR	SUZUKI	GP 100 X	1980	1.000	2,300,000	2,300,000
9370	701364 00277	SEPEDA MOTOR	SUZUKI	GP 125 R/RM	1985	1.000	2,800,000	2,800,000
9371	701364 00277	SEPEDA MOTOR	SUZUKI	GP 125 R/RM	1984	1.000	2,700,000	2,700,000
9372	701364 00277	SEPEDA MOTOR	SUZUKI	GP 125 R/RM	1983	1.000	2,600,000	2,600,000
9373	701364 00277	SEPEDA MOTOR	SUZUKI	GP 125 R/RM	1982	1.000	2,500,000	2,500,000
9374	701364 00277	SEPEDA MOTOR	SUZUKI	GP 125 R/RM	1981	1.000	2,400,000	2,400,000
9375	701364 00277	SEPEDA MOTOR	SUZUKI	GP 125 R/RM	1980	1.000	2,300,000	2,300,000
9376	701364 00278	SEPEDA MOTOR	SUZUKI	GS 250 THUNDER	2004	1.000	16,900,000	16,900,000
9377	701364 00278	SEPEDA MOTOR	SUZUKI	GS 250 THUNDER	2003	1.000	16,300,000	16,300,000
9378	701364 00278	SEPEDA MOTOR	SUZUKI	GS 250 THUNDER	2002	1.000	15,800,000	15,800,000
9379	701364 00278	SEPEDA MOTOR	SUZUKI	GS 250 THUNDER	2001	1.000	15,400,000	15,400,000
9380	701364 00278	SEPEDA MOTOR	SUZUKI	GS 250 THUNDER	2000	1.000	15,300,000	15,300,000
9381	701364 00278	SEPEDA MOTOR	SUZUKI	GS 250 THUNDER	1999	1.000	13,100,000	13,100,000
9382	701364 00279	SEPEDA MOTOR	SUZUKI	GS 250 X	2007	1.000	15,300,000	15,300,000
9383	701364 00279	SEPEDA MOTOR	SUZUKI	GS 250 X	2006	1.000	14,400,000	14,400,000
9384	701364 00279	SEPEDA MOTOR	SUZUKI	GS 250 X	2005	1.000	13,700,000	13,700,000
9385	701364 00279	SEPEDA MOTOR	SUZUKI	GS 250 X	2004	1.000	13,400,000	13,400,000
9386	701364 00280	SEPEDA MOTOR	SUZUKI	GS 500 E	1999	1.000	47,400,000	47,400,000
9387	701364 00280	SEPEDA MOTOR	SUZUKI	GS 500 E	1993	1.000	35,400,000	35,400,000
9388	701364 00280	SEPEDA MOTOR	SUZUKI	GS 500 E	1992	1.000	32,100,000	32,100,000
9389	701364 00280	SEPEDA MOTOR	SUZUKI	GS 500 E	1991	1.000	29,100,000	29,100,000
9390	701364 00280	SEPEDA MOTOR	SUZUKI	GS 500 E	1990	1.000	26,300,000	26,300,000
9391	701364 00280	SEPEDA MOTOR	SUZUKI	GS 500 E	1989	1.000	24,600,000	24,600,000
9392	701364 00280	SEPEDA MOTOR	SUZUKI	GS 500 E	1988	1.000	22,200,000	22,200,000
9393	701364 00280	SEPEDA MOTOR	SUZUKI	GS 500 E	1987	1.000	20,000,000	20,000,000
9394	701364 00280	SEPEDA MOTOR	SUZUKI	GS 500 E	1986	1.000	18,100,000	18,100,000
9395	701364 00216	SEPEDA MOTOR	SUZUKI	GSF 150	2019	1.000	20,500,000	20,500,000
9396	701364 00281	SEPEDA MOTOR	SUZUKI	GSF 250	2004	1.000	34,200,000	34,200,000
9397	701364 00281	SEPEDA MOTOR	SUZUKI	GSF 250	2003	1.000	32,800,000	32,800,000
9398	701364 00281	SEPEDA MOTOR	SUZUKI	GSF 250	2002	1.000	31,900,000	31,900,000
9399	701364 00281	SEPEDA MOTOR	SUZUKI	GSF 250	2001	1.000	31,500,000	31,500,000
9400	701364 00281	SEPEDA MOTOR	SUZUKI	GSF 250	2000	1.000	31,100,000	31,100,000
9401	701364 00282	SEPEDA MOTOR	SUZUKI	GSF 400 BANDIT	1990	1.000	39,300,000	39,300,000
9402	701364 00282	SEPEDA MOTOR	SUZUKI	GSF 400 BANDIT	1989	1.000	36,700,000	36,700,000
9403	701364 00283	SEPEDA MOTOR	SUZUKI	GSF R 750	2003	1.000	172,500,000	172,500,000
9404	701364 00283	SEPEDA MOTOR	SUZUKI	GSF R 750	2002	1.000	168,100,000	168,100,000
9405	701364 00283	SEPEDA MOTOR	SUZUKI	GSF R 750	2001	1.000	163,900,000	163,900,000
9406	701364 00283	SEPEDA MOTOR	SUZUKI	GSF R 750	2000	1.000	155,000,000	155,000,000
9407	701364 00363	SEPEDA MOTOR	SUZUKI	GSR 600	2011	1.000	157,000,000	157,000,000
9408	701364 00363	SEPEDA MOTOR	SUZUKI	GSR 600	2010	1.000	136,500,000	136,500,000
9409	701364 00363	SEPEDA MOTOR	SUZUKI	GSR 600	2009	1.000	130,000,000	130,000,000
9410	701364 00363	SEPEDA MOTOR	SUZUKI	GSR 600	2008	1.000	123,100,000	123,100,000
9411	701364 00221	SEPEDA MOTOR	SUZUKI	GSR 750	2019	1.000	167,900,000	167,900,000
9412	701364 00221	SEPEDA MOTOR	SUZUKI	GSR 750	2018	1.000	159,600,000	159,600,000
9413	701364 00221	SEPEDA MOTOR	SUZUKI	GSR 750	2017	1.000	151,700,000	151,700,000
9414	701364 00221	SEPEDA MOTOR	SUZUKI	GSR 750	2016	1.000	144,200,000	144,200,000
9415	701364 00221	SEPEDA MOTOR	SUZUKI	GSR 750	2015	1.000	137,000,000	137,000,000
9416	701364 00221	SEPEDA MOTOR	SUZUKI	GSR 750	2014	1.000	130,200,000	130,200,000
9417	701364 00221	SEPEDA MOTOR	SUZUKI	GSR 750	2013	1.000	123,700,000	123,700,000
9418	701364 00284	SEPEDA MOTOR	SUZUKI	GSX 1100 F	1992	1.000	81,400,000	81,400,000
9419	701364 00284	SEPEDA MOTOR	SUZUKI	GSX 1100 F	1991	1.000	76,000,000	76,000,000
9420	701364 00284	SEPEDA MOTOR	SUZUKI	GSX 1100 F	1990	1.000	72,100,000	72,100,000
9421	701364 00284	SEPEDA MOTOR	SUZUKI	GSX 1100 F	1989	1.000	67,100,000	67,100,000
9422	701364 00284	SEPEDA MOTOR	SUZUKI	GSX 1100 F	1988	1.000	60,600,000	60,600,000
9423	701364 00284	SEPEDA MOTOR	SUZUKI	GSX 1100 F	1987	1.000	54,600,000	54,600,000
9424	701364 00284	SEPEDA MOTOR	SUZUKI	GSX 1100 F	1986	1.000	49,300,000	49,300,000
9425	701364 00284	SEPEDA MOTOR	SUZUKI	GSX 1100 F	1985	1.000	44,400,000	44,400,000
9426	701364 00284	SEPEDA MOTOR	SUZUKI	GSX 1100 F	1984	1.000	40,000,000	40,000,000
9427	701364 00284	SEPEDA MOTOR	SUZUKI	GSX 1100 F	1983	1.000	30,000,000	30,000,000
9428	701364 00284	SEPEDA MOTOR	SUZUKI	GSX 1100 F	1982	1.000	25,000,000	25,000,000
9429	701364 00284	SEPEDA MOTOR	SUZUKI	GSX 1100 F	1981	1.000	24,000,000	24,000,000
9430	701364 00285	SEPEDA MOTOR	SUZUKI	GSX 1100 G	1992	1.000	67,900,000	67,900,000
9431	701364 00365	SEPEDA MOTOR	SUZUKI	GSX 1300 BK	2010	1.000	245,700,000	245,700,000
9432	701364 00365	SEPEDA MOTOR	SUZUKI	GSX 1300 BK	2009	1.000	234,000,000	234,000,000
9433	701364 00365	SEPEDA MOTOR	SUZUKI	GSX 1300 BK	2008	1.000	221,600,000	221,600,000
9434	701364 00222	SEPEDA MOTOR	SUZUKI	GSX 1300 R	2019	1.000	311,200,000	311,200,000
9435	701364 00222	SEPEDA MOTOR	SUZUKI	GSX 1300 R	2018	1.000	295,700,000	295,700,000
9436	701364 00222	SEPEDA MOTOR	SUZUKI	GSX 1300 R	2017	1.000	281,000,000	281,000,000
9437	701364 00222	SEPEDA MOTOR	SUZUKI	GSX 1300 R	2016	1.000	267,000,000	267,000,000
9438	701364 00222	SEPEDA MOTOR	SUZUKI	GSX 1300 R	2015	1.000	253,700,000	253,700,000
9439	701364 00222	SEPEDA MOTOR	SUZUKI	GSX 1300 R	2014	1.000	241,100,000	241,100,000
9440	701364 00222	SEPEDA MOTOR	SUZUKI	GSX 1300 R	2013	1.000	229,100,000	229,100,000
9441	701364 00222	SEPEDA MOTOR	SUZUKI	GSX 1300 R	2010	1.000	194,800,000	194,800,000
9442	701364 00222	SEPEDA MOTOR	SUZUKI	GSX 1300 R	2009	1.000	185,100,000	185,100,000
9443	701364 00222	SEPEDA MOTOR	SUZUKI	GSX 1300 R	2008	1.000	175,900,000	175,900,000
9444	701364 00223	SEPEDA MOTOR	SUZUKI	GSX 1300 RA	2019	1.000	311,200,000	311,200,000
9445	701364 00223	SEPEDA MOTOR	SUZUKI	GSX 1300 RA	2018	1.000	295,700,000	295,700,000

NO	KODING	JENIS	MEREK	TIPE	TH BUAT	BOBOT	NJKB	DP PKB
1	2	3	4	5	6	7	8	9
9446	701364 00223	SEPEDA MOTOR	SUZUKI	GSX 1300 RA	2017	1.000	281.000,000	281.000,000
9447	701364 00223	SEPEDA MOTOR	SUZUKI	GSX 1300 RA	2016	1.000	267.000,000	267.000,000
9448	701364 00223	SEPEDA MOTOR	SUZUKI	GSX 1300 RA	2015	1.000	253.700,000	253.700,000
9449	701364 00223	SEPEDA MOTOR	SUZUKI	GSX 1300 RA	2014	1.000	241.100,000	241.100,000
9450	701364 00390	SEPEDA MOTOR	SUZUKI	GSX 150	2016	1.000	13.000,000	13.000,000
9451	701364 00390	SEPEDA MOTOR	SUZUKI	GSX 150	2015	1.000	12.400,000	12.400,000
9452	701364 00390	SEPEDA MOTOR	SUZUKI	GSX 150	2014	1.000	11.800,000	11.800,000
9453	701364 00391	SEPEDA MOTOR	SUZUKI	GSX 150 F	2016	1.000	13.000,000	13.000,000
9454	701364 00391	SEPEDA MOTOR	SUZUKI	GSX 150 F	2015	1.000	12.400,000	12.400,000
9455	701364 00391	SEPEDA MOTOR	SUZUKI	GSX 150 F	2014	1.000	11.800,000	11.800,000
9456	701364 00286	SEPEDA MOTOR	SUZUKI	GSX 250 THUNDER	2004	1.000	11.200,000	11.200,000
9457	701364 00286	SEPEDA MOTOR	SUZUKI	GSX 250 THUNDER	2003	1.000	10.600,000	10.600,000
9458	701364 00286	SEPEDA MOTOR	SUZUKI	GSX 250 THUNDER	2002	1.000	10.100,000	10.100,000
9459	701364 00286	SEPEDA MOTOR	SUZUKI	GSX 250 THUNDER	2001	1.000	9.600,000	9.600,000
9460	701364 00286	SEPEDA MOTOR	SUZUKI	GSX 250 THUNDER	2000	1.000	9.100,000	9.100,000
9461	701364 00286	SEPEDA MOTOR	SUZUKI	GSX 250 THUNDER	1999	1.000	8.700,000	8.700,000
9462	701364 00287	SEPEDA MOTOR	SUZUKI	GSX 600 F	1991	1.000	38.000,000	38.000,000
9463	701364 00287	SEPEDA MOTOR	SUZUKI	GSX 600 F	1990	1.000	34.400,000	34.400,000
9464	701364 00287	SEPEDA MOTOR	SUZUKI	GSX 600 F	1989	1.000	32.100,000	32.100,000
9465	701364 00287	SEPEDA MOTOR	SUZUKI	GSX 600 F	1988	1.000	28.800,000	28.800,000
9466	701364 00287	SEPEDA MOTOR	SUZUKI	GSX 600 F	1987	1.000	26.700,000	26.700,000
9467	701364 00287	SEPEDA MOTOR	SUZUKI	GSX 600 F	1986	1.000	26.500,000	26.500,000
9468	701364 00288	SEPEDA MOTOR	SUZUKI	GSX 750	1999	1.000	58.200,000	58.200,000
9469	701364 00288	SEPEDA MOTOR	SUZUKI	GSX 750	1986	1.000	20.200,000	20.200,000
9470	701364 00289	SEPEDA MOTOR	SUZUKI	GSX 750 F	1992	1.000	55.000,000	55.000,000
9471	701364 00289	SEPEDA MOTOR	SUZUKI	GSX 750 F	1991	1.000	49.900,000	49.900,000
9472	701364 00289	SEPEDA MOTOR	SUZUKI	GSX 750 F	1990	1.000	45.200,000	45.200,000
9473	701364 00289	SEPEDA MOTOR	SUZUKI	GSX 750 F	1989	1.000	42.000,000	42.000,000
9474	701364 00289	SEPEDA MOTOR	SUZUKI	GSX 750 F	1988	1.000	38.000,000	38.000,000
9475	701364 00289	SEPEDA MOTOR	SUZUKI	GSX 750 F	1987	1.000	34.300,000	34.300,000
9476	701364 00289	SEPEDA MOTOR	SUZUKI	GSX 750 F	1986	1.000	30.900,000	30.900,000
9477	701364 00289	SEPEDA MOTOR	SUZUKI	GSX 750 F	1985	1.000	27.900,000	27.900,000
9478	701364 00289	SEPEDA MOTOR	SUZUKI	GSX 750 F	1984	1.000	25.100,000	25.100,000
9479	701364 00292	SEPEDA MOTOR	SUZUKI	GSXR 1100 W	1993	1.000	50.400,000	50.400,000
9480	701364 00292	SEPEDA MOTOR	SUZUKI	GSXR 1100 W	1992	1.000	48.500,000	48.500,000
9481	701364 00292	SEPEDA MOTOR	SUZUKI	GSXR 1100 W	1991	1.000	43.700,000	43.700,000
9482	701364 00292	SEPEDA MOTOR	SUZUKI	GSXR 1100 W	1990	1.000	40.700,000	40.700,000
9483	701364 00292	SEPEDA MOTOR	SUZUKI	GSXR 1100 W	1989	1.000	38.000,000	38.000,000
9484	701364 00292	SEPEDA MOTOR	SUZUKI	GSXR 1100 W	1988	1.000	35.000,000	35.000,000
9485	701364 00224	SEPEDA MOTOR	SUZUKI	GSX R150	2019	1.000	23.800,000	23.800,000
9486	701364 00224	SEPEDA MOTOR	SUZUKI	GSX R150	2018	1.000	22.700,000	22.700,000
9487	701364 00224	SEPEDA MOTOR	SUZUKI	GSX R150	2017	1.000	21.600,000	21.600,000
9488	701364 00290	SEPEDA MOTOR	SUZUKI	GSX R 600	2016	1.000	155.400,000	155.400,000
9489	701364 00290	SEPEDA MOTOR	SUZUKI	GSX R 600	2015	1.000	152.300,000	152.300,000
9490	701364 00290	SEPEDA MOTOR	SUZUKI	GSX R 600	2014	1.000	149.300,000	149.300,000
9491	701364 00290	SEPEDA MOTOR	SUZUKI	GSX R 600	2013	1.000	146.300,000	146.300,000
9492	701364 00290	SEPEDA MOTOR	SUZUKI	GSX R 600	2010	1.000	143.400,000	143.400,000
9493	701364 00290	SEPEDA MOTOR	SUZUKI	GSX R 600	2009	1.000	140.700,000	140.700,000
9494	701364 00290	SEPEDA MOTOR	SUZUKI	GSX R 600	2008	1.000	133.600,000	133.600,000
9495	701364 00291	SEPEDA MOTOR	SUZUKI	GSX R 750	2005	1.000	181.500,000	181.500,000
9496	701364 00291	SEPEDA MOTOR	SUZUKI	GSX R 750	2004	1.000	180.700,000	180.700,000
9497	701364 00293	SEPEDA MOTOR	SUZUKI	GSXR 750 W	2000	1.000	58.200,000	58.200,000
9498	701364 00293	SEPEDA MOTOR	SUZUKI	GSXR 750 W	1993	1.000	43.700,000	43.700,000
9499	701364 00293	SEPEDA MOTOR	SUZUKI	GSXR 750 W	1992	1.000	38.800,000	38.800,000
9500	701364 00293	SEPEDA MOTOR	SUZUKI	GSXR 750 W	1991	1.000	34.000,000	34.000,000
9501	701364 00293	SEPEDA MOTOR	SUZUKI	GSXR 750 W	1990	1.000	29.100,000	29.100,000
9502	701364 00293	SEPEDA MOTOR	SUZUKI	GSXR 750 W	1989	1.000	25.000,000	25.000,000
9503	701364 00293	SEPEDA MOTOR	SUZUKI	GSXR 750 W	1988	1.000	20.000,000	20.000,000
9504	701364 00293	SEPEDA MOTOR	SUZUKI	GSXR 750 W	1987	1.000	19.000,000	19.000,000
9505	701364 00293	SEPEDA MOTOR	SUZUKI	GSXR 750 W	1986	1.000	18.100,000	18.100,000
9506	701364 00225	SEPEDA MOTOR	SUZUKI	GSX-S1000	2019	1.000	184.100,000	184.100,000
9507	701364 00225	SEPEDA MOTOR	SUZUKI	GSX-S1000	2018	1.000	174.900,000	174.900,000
9508	701364 00225	SEPEDA MOTOR	SUZUKI	GSX-S1000	2016	1.000	157.500,000	157.500,000
9509	701364 00225	SEPEDA MOTOR	SUZUKI	GSX-S1000	2015	1.000	149.700,000	149.700,000
9510	701364 00226	SEPEDA MOTOR	SUZUKI	GSX-S1000F	2019	1.000	175.500,000	175.500,000
9511	701364 00226	SEPEDA MOTOR	SUZUKI	GSX-S1000F	2018	1.000	166.800,000	166.800,000
9512	701364 00226	SEPEDA MOTOR	SUZUKI	GSX-S1000F	2016	1.000	150.200,000	150.200,000
9513	701364 00226	SEPEDA MOTOR	SUZUKI	GSX-S1000F	2015	1.000	142.700,000	142.700,000
9514	701364 00227	SEPEDA MOTOR	SUZUKI	GSX-S150	2019	1.000	20.500,000	20.500,000
9515	701364 00227	SEPEDA MOTOR	SUZUKI	GSX-S150	2018	1.000	19.500,000	19.500,000
9516	701364 00227	SEPEDA MOTOR	SUZUKI	GSX-S150	2017	1.000	18.600,000	18.600,000
9517	701364 00354	SEPEDA MOTOR	SUZUKI	GT 100cc	1980	1.000	1.100,000	1.100,000
9518	701364 00353	SEPEDA MOTOR	SUZUKI	GT 100 MK II	1980	1.000	1.900,000	1.900,000
9519	701364 00294	SEPEDA MOTOR	SUZUKI	GT 125 CC / NK II	1981	1.000	2.300,000	2.300,000
9520	701364 00294	SEPEDA MOTOR	SUZUKI	GT 125 CC / NK II	1980	1.000	1.200,000	1.200,000
9521	701364 00355	SEPEDA MOTOR	SUZUKI	GT 185	1980	1.000	1.500,000	1.500,000
9522	701364 00356	SEPEDA MOTOR	SUZUKI	GT 250	1980	1.000	1.800,000	1.800,000
9523	701364 00357	SEPEDA MOTOR	SUZUKI	GT 380cc	1980	1.000	3.500,000	3.500,000
9524	701364 00359	SEPEDA MOTOR	SUZUKI	GT 750cc	1980	1.000	12.000,000	12.000,000
9525	701364 00228	SEPEDA MOTOR	SUZUKI	GW 250	2019	1.000	38.600,000	38.600,000
9526	701364 00228	SEPEDA MOTOR	SUZUKI	GW 250	2018	1.000	36.700,000	36.700,000
9527	701364 00228	SEPEDA MOTOR	SUZUKI	GW 250	2017	1.000	34.900,000	34.900,000
9528	701364 00228	SEPEDA MOTOR	SUZUKI	GW 250	2016	1.000	33.200,000	33.200,000
9529	701364 00228	SEPEDA MOTOR	SUZUKI	GW 250	2015	1.000	31.600,000	31.600,000
9530	701364 00228	SEPEDA MOTOR	SUZUKI	GW 250	2014	1.000	30.100,000	30.100,000
9531	701364 00228	SEPEDA MOTOR	SUZUKI	GW 250	2013	1.000	28.600,000	28.600,000
9532	701364 00228	SEPEDA MOTOR	SUZUKI	GW 250	2012	1.000	27.200,000	27.200,000
9533	701364 00318	SEPEDA MOTOR	SUZUKI	GW 250F	2016	1.000	36.400,000	36.400,000
9534	701364 00318	SEPEDA MOTOR	SUZUKI	GW 250F	2015	1.000	35.700,000	35.700,000
9535	701364 00318	SEPEDA MOTOR	SUZUKI	GW 250F	2014	1.000	35.000,000	35.000,000

NO	KODING	JENIS	MEREK	TIPE	TH BUAT	BOBOT	NJKB	DP PKB
1	2	3	4	5	6	7	8	9
9536	701364 00295	SEPEDA MOTOR	SUZUKI	INTRUDER 400cc	1999	1.000	58,200,000	58,200,000
9537	701364 00295	SEPEDA MOTOR	SUZUKI	INTRUDER 400cc	1994	1.000	39,800,000	39,800,000
9538	701364 00295	SEPEDA MOTOR	SUZUKI	INTRUDER 400cc	1986	1.000	20,200,000	20,200,000
9539	701364 00361	SEPEDA MOTOR	SUZUKI	INTRUDER - 750cc	1980	1.000	14,500,000	14,500,000
9540	701364 00296	SEPEDA MOTOR	SUZUKI	K 11 P 80 CC	1997	1.000	3,200,000	3,200,000
9541	701364 00296	SEPEDA MOTOR	SUZUKI	K 11 P 80 CC	1996	1.000	3,100,000	3,100,000
9542	701364 00296	SEPEDA MOTOR	SUZUKI	K 11 P 80 CC	1995	1.000	3,000,000	3,000,000
9543	701364 00296	SEPEDA MOTOR	SUZUKI	K 11 P 80 CC	1994	1.000	2,900,000	2,900,000
9544	701364 00296	SEPEDA MOTOR	SUZUKI	K 11 P 80 CC	1993	1.000	2,800,000	2,800,000
9545	701364 00296	SEPEDA MOTOR	SUZUKI	K 11 P 80 CC	1992	1.000	2,700,000	2,700,000
9546	701364 00296	SEPEDA MOTOR	SUZUKI	K 11 P 80 CC	1991	1.000	2,600,000	2,600,000
9547	701364 00296	SEPEDA MOTOR	SUZUKI	K 11 P 80 CC	1983	1.000	1,900,000	1,900,000
9548	701364 00296	SEPEDA MOTOR	SUZUKI	K 11 P 80 CC	1982	1.000	1,800,000	1,800,000
9549	701364 00296	SEPEDA MOTOR	SUZUKI	K 11 P 80 CC	1981	1.000	1,700,000	1,700,000
9550	701364 00296	SEPEDA MOTOR	SUZUKI	K 11 P 80 CC	1980	1.000	500,000	500,000
9551	701364 00297	SEPEDA MOTOR	SUZUKI	LS 650 SAVAGE	1993	1.000	35,400,000	35,400,000
9552	701364 00297	SEPEDA MOTOR	SUZUKI	LS 650 SAVAGE	1992	1.000	32,100,000	32,100,000
9553	701364 00364	SEPEDA MOTOR	SUZUKI	MA 50cc	1980	1.000	500,000	500,000
9554	701364 00366	SEPEDA MOTOR	SUZUKI	MAA 50cc	1980	1.000	500,000	500,000
9555	701364 00298	SEPEDA MOTOR	SUZUKI	RAIDER 150	2005	1.000	18,000,000	18,000,000
9556	701364 00299	SEPEDA MOTOR	SUZUKI	RC 100	1989	1.000	2,900,000	2,900,000
9557	701364 00299	SEPEDA MOTOR	SUZUKI	RC 100	1988	1.000	2,800,000	2,800,000
9558	701364 00299	SEPEDA MOTOR	SUZUKI	RC 100	1987	1.000	2,700,000	2,700,000
9559	701364 00299	SEPEDA MOTOR	SUZUKI	RC 100	1986	1.000	2,600,000	2,600,000
9560	701364 00300	SEPEDA MOTOR	SUZUKI	RC 100 (BRAVO)	2004	1.000	6,700,000	6,700,000
9561	701364 00300	SEPEDA MOTOR	SUZUKI	RC 100 (BRAVO)	2003	1.000	6,600,000	6,600,000
9562	701364 00300	SEPEDA MOTOR	SUZUKI	RC 100 (BRAVO)	2002	1.000	6,500,000	6,500,000
9563	701364 00300	SEPEDA MOTOR	SUZUKI	RC 100 (BRAVO)	2001	1.000	6,300,000	6,300,000
9564	701364 00300	SEPEDA MOTOR	SUZUKI	RC 100 (BRAVO)	2000	1.000	6,200,000	6,200,000
9565	701364 00300	SEPEDA MOTOR	SUZUKI	RC 100 (BRAVO)	1999	1.000	6,000,000	6,000,000
9566	701364 00300	SEPEDA MOTOR	SUZUKI	RC 100 (BRAVO)	1998	1.000	5,000,000	5,000,000
9567	701364 00300	SEPEDA MOTOR	SUZUKI	RC 100 (BRAVO)	1997	1.000	4,300,000	4,300,000
9568	701364 00300	SEPEDA MOTOR	SUZUKI	RC 100 (BRAVO)	1996	1.000	3,900,000	3,900,000
9569	701364 00300	SEPEDA MOTOR	SUZUKI	RC 100 (BRAVO)	1995	1.000	3,700,000	3,700,000
9570	701364 00300	SEPEDA MOTOR	SUZUKI	RC 100 (BRAVO)	1994	1.000	3,600,000	3,600,000
9571	701364 00300	SEPEDA MOTOR	SUZUKI	RC 100 (BRAVO)	1993	1.000	3,400,000	3,400,000
9572	701364 00300	SEPEDA MOTOR	SUZUKI	RC 100 (BRAVO)	1992	1.000	3,300,000	3,300,000
9573	701364 00300	SEPEDA MOTOR	SUZUKI	RC 100 (BRAVO)	1991	1.000	3,100,000	3,100,000
9574	701364 00300	SEPEDA MOTOR	SUZUKI	RC 100 (BRAVO)	1990	1.000	3,000,000	3,000,000
9575	701364 00301	SEPEDA MOTOR	SUZUKI	RC 100 DT (BRAVO)	2005	1.000	6,800,000	6,800,000
9576	701364 00301	SEPEDA MOTOR	SUZUKI	RC 100 DT (BRAVO)	2004	1.000	6,700,000	6,700,000
9577	701364 00301	SEPEDA MOTOR	SUZUKI	RC 100 DT (BRAVO)	2003	1.000	6,600,000	6,600,000
9578	701364 00301	SEPEDA MOTOR	SUZUKI	RC 100 DT (BRAVO)	2002	1.000	6,500,000	6,500,000
9579	701364 00301	SEPEDA MOTOR	SUZUKI	RC 100 DT (BRAVO)	2001	1.000	6,300,000	6,300,000
9580	701364 00302	SEPEDA MOTOR	SUZUKI	RC 100 S (TORNADO-GX)	2004	1.000	7,800,000	7,800,000
9581	701364 00302	SEPEDA MOTOR	SUZUKI	RC 100 S (TORNADO-GX)	2003	1.000	7,400,000	7,400,000
9582	701364 00302	SEPEDA MOTOR	SUZUKI	RC 100 S (TORNADO-GX)	2002	1.000	7,200,000	7,200,000
9583	701364 00302	SEPEDA MOTOR	SUZUKI	RC 100 S (TORNADO-GX)	2001	1.000	7,000,000	7,000,000
9584	701364 00302	SEPEDA MOTOR	SUZUKI	RC 100 S (TORNADO-GX)	2000	1.000	7,000,000	7,000,000
9585	701364 00302	SEPEDA MOTOR	SUZUKI	RC 100 S (TORNADO-GX)	1999	1.000	5,900,000	5,900,000
9586	701364 00302	SEPEDA MOTOR	SUZUKI	RC 100 S (TORNADO-GX)	1998	1.000	5,000,000	5,000,000
9587	701364 00302	SEPEDA MOTOR	SUZUKI	RC 100 S (TORNADO-GX)	1997	1.000	4,600,000	4,600,000
9588	701364 00302	SEPEDA MOTOR	SUZUKI	RC 100 S (TORNADO-GX)	1996	1.000	4,000,000	4,000,000
9589	701364 00302	SEPEDA MOTOR	SUZUKI	RC 100 S (TORNADO-GX)	1995	1.000	3,800,000	3,800,000
9590	701364 00303	SEPEDA MOTOR	SUZUKI	RC 110 (CRISTAL)	1997	1.000	4,700,000	4,700,000
9591	701364 00303	SEPEDA MOTOR	SUZUKI	RC 110 (CRISTAL)	1996	1.000	4,200,000	4,200,000
9592	701364 00303	SEPEDA MOTOR	SUZUKI	RC 110 (CRISTAL)	1995	1.000	3,900,000	3,900,000
9593	701364 00303	SEPEDA MOTOR	SUZUKI	RC 110 (CRISTAL)	1994	1.000	3,600,000	3,600,000
9594	701364 00303	SEPEDA MOTOR	SUZUKI	RC 110 (CRISTAL)	1993	1.000	3,400,000	3,400,000
9595	701364 00303	SEPEDA MOTOR	SUZUKI	RC 110 (CRISTAL)	1992	1.000	3,300,000	3,300,000
9596	701364 00303	SEPEDA MOTOR	SUZUKI	RC 110 (CRISTAL)	1991	1.000	3,200,000	3,200,000
9597	701364 00303	SEPEDA MOTOR	SUZUKI	RC 110 (CRISTAL)	1990	1.000	3,100,000	3,100,000
9598	701364 00304	SEPEDA MOTOR	SUZUKI	RC 110 (TORNADO-GS)	2003	1.000	7,600,000	7,600,000
9599	701364 00304	SEPEDA MOTOR	SUZUKI	RC 110 (TORNADO-GS)	2002	1.000	7,500,000	7,500,000
9600	701364 00304	SEPEDA MOTOR	SUZUKI	RC 110 (TORNADO-GS)	2001	1.000	7,400,000	7,400,000
9601	701364 00304	SEPEDA MOTOR	SUZUKI	RC 110 (TORNADO-GS)	2000	1.000	7,200,000	7,200,000
9602	701364 00304	SEPEDA MOTOR	SUZUKI	RC 110 (TORNADO-GS)	1999	1.000	6,100,000	6,100,000
9603	701364 00304	SEPEDA MOTOR	SUZUKI	RC 110 (TORNADO-GS)	1998	1.000	5,200,000	5,200,000
9604	701364 00304	SEPEDA MOTOR	SUZUKI	RC 110 (TORNADO-GS)	1997	1.000	4,700,000	4,700,000
9605	701364 00304	SEPEDA MOTOR	SUZUKI	RC 110 (TORNADO-GS)	1996	1.000	4,200,000	4,200,000
9606	701364 00304	SEPEDA MOTOR	SUZUKI	RC 110 (TORNADO-GS)	1995	1.000	3,900,000	3,900,000
9607	701364 00304	SEPEDA MOTOR	SUZUKI	RC 110 (TORNADO-GS)	1994	1.000	3,600,000	3,600,000
9608	701364 00304	SEPEDA MOTOR	SUZUKI	RC 110 (TORNADO-GS)	1993	1.000	3,400,000	3,400,000
9609	701364 00304	SEPEDA MOTOR	SUZUKI	RC 110 (TORNADO-GS)	1992	1.000	3,300,000	3,300,000
9610	701364 00304	SEPEDA MOTOR	SUZUKI	RC 110 (TORNADO-GS)	1991	1.000	3,200,000	3,200,000
9611	701364 00304	SEPEDA MOTOR	SUZUKI	RC 110 (TORNADO-GS)	1990	1.000	3,100,000	3,100,000
9612	701364 00305	SEPEDA MOTOR	SUZUKI	RC 80	1990	1.000	3,100,000	3,100,000
9613	701364 00305	SEPEDA MOTOR	SUZUKI	RC 80	1989	1.000	3,000,000	3,000,000
9614	701364 00305	SEPEDA MOTOR	SUZUKI	RC 80	1988	1.000	2,900,000	2,900,000
9615	701364 00305	SEPEDA MOTOR	SUZUKI	RC 80	1987	1.000	2,800,000	2,800,000
9616	701364 00305	SEPEDA MOTOR	SUZUKI	RC 80	1986	1.000	2,700,000	2,700,000
9617	701364 00305	SEPEDA MOTOR	SUZUKI	RC 80	1985	1.000	2,600,000	2,600,000
9618	701364 00305	SEPEDA MOTOR	SUZUKI	RC 80	1984	1.000	2,500,000	2,500,000
9619	701364 00305	SEPEDA MOTOR	SUZUKI	RC 80	1983	1.000	2,400,000	2,400,000
9620	701364 00305	SEPEDA MOTOR	SUZUKI	RC 80	1982	1.000	2,300,000	2,300,000
9621	701364 00305	SEPEDA MOTOR	SUZUKI	RC 80	1981	1.000	2,200,000	2,200,000
9622	701364 00305	SEPEDA MOTOR	SUZUKI	RC 80	1980	1.000	1,300,000	1,300,000
9623	701364 00306	SEPEDA MOTOR	SUZUKI	RF 400 R	2000	1.000	81,500,000	81,500,000
9624	701364 00307	SEPEDA MOTOR	SUZUKI	RF 600 R	1993	1.000	59,000,000	59,000,000
9625	701364 00307	SEPEDA MOTOR	SUZUKI	RF 600 R	1992	1.000	49,500,000	49,500,000

NO	KODING	JENIS	MEREK	TIPE	TH BUAT	BOBOT	NJKB	DP PKB
1	2	3	4	5	6	7	8	9
9626	701364 00308	SEPEDA MOTOR	SUZUKI	RGR 150 SS	2000	1.000	11,800,000	11,800,000
9627	701364 00308	SEPEDA MOTOR	SUZUKI	RGR 150 SS	1999	1.000	10,600,000	10,600,000
9628	701364 00308	SEPEDA MOTOR	SUZUKI	RGR 150 SS	1998	1.000	9,400,000	9,400,000
9629	701364 00308	SEPEDA MOTOR	SUZUKI	RGR 150 SS	1997	1.000	8,300,000	8,300,000
9630	701364 00308	SEPEDA MOTOR	SUZUKI	RGR 150 SS	1996	1.000	7,900,000	7,900,000
9631	701364 00308	SEPEDA MOTOR	SUZUKI	RGR 150 SS	1995	1.000	7,300,000	7,300,000
9632	701364 00308	SEPEDA MOTOR	SUZUKI	RGR 150 SS	1994	1.000	6,800,000	6,800,000
9633	701364 00308	SEPEDA MOTOR	SUZUKI	RGR 150 SS	1993	1.000	6,400,000	6,400,000
9634	701364 00308	SEPEDA MOTOR	SUZUKI	RGR 150 SS	1992	1.000	6,000,000	6,000,000
9635	701364 00308	SEPEDA MOTOR	SUZUKI	RGR 150 SS	1991	1.000	5,500,000	5,500,000
9636	701364 00309	SEPEDA MOTOR	SUZUKI	RGV 250 CC	2001	1.000	33,600,000	33,600,000
9637	701364 00311	SEPEDA MOTOR	SUZUKI	RK 110 SC	2003	1.000	9,600,000	9,600,000
9638	701364 00312	SEPEDA MOTOR	SUZUKI	RK 110 SC-Z	2004	1.000	8,900,000	8,900,000
9639	701364 00312	SEPEDA MOTOR	SUZUKI	RK 110 SC-Z	2003	1.000	8,400,000	8,400,000
9640	701364 00312	SEPEDA MOTOR	SUZUKI	RK 110 SC-Z	2002	1.000	8,100,000	8,100,000
9641	701364 00312	SEPEDA MOTOR	SUZUKI	RK 110 SC-Z	2001	1.000	8,000,000	8,000,000
9642	701364 00310	SEPEDA MOTOR	SUZUKI	RK 110 S-Z	2004	1.000	8,400,000	8,400,000
9643	701364 00310	SEPEDA MOTOR	SUZUKI	RK 110 S-Z	2003	1.000	8,000,000	8,000,000
9644	701364 00310	SEPEDA MOTOR	SUZUKI	RK 110 S-Z	2002	1.000	7,900,000	7,900,000
9645	701364 00310	SEPEDA MOTOR	SUZUKI	RK 110 S-Z	2001	1.000	7,700,000	7,700,000
9646	701364 00313	SEPEDA MOTOR	SUZUKI	RK 125 - Y	2004	1.000	11,000,000	11,000,000
9647	701364 00313	SEPEDA MOTOR	SUZUKI	RK 125 - Y	2003	1.000	10,700,000	10,700,000
9648	701364 00313	SEPEDA MOTOR	SUZUKI	RK 125 - Y	2002	1.000	10,400,000	10,400,000
9649	701364 00313	SEPEDA MOTOR	SUZUKI	RK 125 - Y	2001	1.000	9,900,000	9,900,000
9650	701364 00313	SEPEDA MOTOR	SUZUKI	RK 125 - Y	2000	1.000	9,200,000	9,200,000
9651	701364 00314	SEPEDA MOTOR	SUZUKI	RU 120 (SATRIA)	2009	1.000	11,100,000	11,100,000
9652	701364 00314	SEPEDA MOTOR	SUZUKI	RU 120 (SATRIA)	2008	1.000	10,500,000	10,500,000
9653	701364 00314	SEPEDA MOTOR	SUZUKI	RU 120 (SATRIA)	2007	1.000	10,400,000	10,400,000
9654	701364 00314	SEPEDA MOTOR	SUZUKI	RU 120 (SATRIA)	2006	1.000	10,000,000	10,000,000
9655	701364 00314	SEPEDA MOTOR	SUZUKI	RU 120 (SATRIA)	2005	1.000	9,800,000	9,800,000
9656	701364 00314	SEPEDA MOTOR	SUZUKI	RU 120 (SATRIA)	2004	1.000	9,700,000	9,700,000
9657	701364 00314	SEPEDA MOTOR	SUZUKI	RU 120 (SATRIA)	2003	1.000	9,400,000	9,400,000
9658	701364 00314	SEPEDA MOTOR	SUZUKI	RU 120 (SATRIA)	2002	1.000	9,200,000	9,200,000
9659	701364 00314	SEPEDA MOTOR	SUZUKI	RU 120 (SATRIA)	2001	1.000	8,900,000	8,900,000
9660	701364 00314	SEPEDA MOTOR	SUZUKI	RU 120 (SATRIA)	2000	1.000	8,700,000	8,700,000
9661	701364 00314	SEPEDA MOTOR	SUZUKI	RU 120 (SATRIA)	1999	1.000	7,900,000	7,900,000
9662	701364 00314	SEPEDA MOTOR	SUZUKI	RU 120 (SATRIA)	1998	1.000	7,100,000	7,100,000
9663	701364 00314	SEPEDA MOTOR	SUZUKI	RU 120 (SATRIA)	1997	1.000	6,400,000	6,400,000
9664	701364 00392	SEPEDA MOTOR	SUZUKI	RV125	2015	1.000	11,600,000	11,600,000
9665	701364 00392	SEPEDA MOTOR	SUZUKI	RV125	2014	1.000	11,000,000	11,000,000
9666	701364 00315	SEPEDA MOTOR	SUZUKI	S 31/GP 125 125 CC	1987	1.000	3,000,000	3,000,000
9667	701364 00315	SEPEDA MOTOR	SUZUKI	S 31/GP 125 125 CC	1986	1.000	2,700,000	2,700,000
9668	701364 00315	SEPEDA MOTOR	SUZUKI	S 31/GP 125 125 CC	1980	1.000	1,600,000	1,600,000
9669	701364 00317	SEPEDA MOTOR	SUZUKI	SA 410	1980	1.000	1,800,000	1,800,000
9670	701364 00381	SEPEDA MOTOR	SUZUKI	SFV650	2016	1.000	123,700,000	123,700,000
9671	701364 00381	SEPEDA MOTOR	SUZUKI	SFV650	2015	1.000	121,200,000	121,200,000
9672	701364 00381	SEPEDA MOTOR	SUZUKI	SFV650	2014	1.000	118,800,000	118,800,000
9673	701364 00381	SEPEDA MOTOR	SUZUKI	SFV650	2013	1.000	116,400,000	116,400,000
9674	701364 00382	SEPEDA MOTOR	SUZUKI	SKYWAVE 650	2013	1.000	125,100,000	125,100,000
9675	701364 00324	SEPEDA MOTOR	SUZUKI	SZK 100-4	2000	1.000	4,800,000	4,800,000
9676	701364 00367	SEPEDA MOTOR	SUZUKI	T 500	1980	1.000	500,000	500,000
9677	701364 00325	SEPEDA MOTOR	SUZUKI	TRS 118cc	1997	1.000	5,100,000	5,100,000
9678	701364 00325	SEPEDA MOTOR	SUZUKI	TRS 118cc	1996	1.000	4,700,000	4,700,000
9679	701364 00325	SEPEDA MOTOR	SUZUKI	TRS 118cc	1995	1.000	4,300,000	4,300,000
9680	701364 00325	SEPEDA MOTOR	SUZUKI	TRS 118cc	1994	1.000	3,900,000	3,900,000
9681	701364 00325	SEPEDA MOTOR	SUZUKI	TRS 118cc	1993	1.000	3,700,000	3,700,000
9682	701364 00325	SEPEDA MOTOR	SUZUKI	TRS 118cc	1992	1.000	3,400,000	3,400,000
9683	701364 00325	SEPEDA MOTOR	SUZUKI	TRS 118cc	1991	1.000	3,200,000	3,200,000
9684	701364 00325	SEPEDA MOTOR	SUZUKI	TRS 118cc	1990	1.000	3,100,000	3,100,000
9685	701364 00325	SEPEDA MOTOR	SUZUKI	TRS 118cc	1989	1.000	3,000,000	3,000,000
9686	701364 00325	SEPEDA MOTOR	SUZUKI	TRS 118cc	1988	1.000	2,900,000	2,900,000
9687	701364 00325	SEPEDA MOTOR	SUZUKI	TRS 118cc	1987	1.000	2,800,000	2,800,000
9688	701364 00325	SEPEDA MOTOR	SUZUKI	TRS 118cc	1986	1.000	2,700,000	2,700,000
9689	701364 00325	SEPEDA MOTOR	SUZUKI	TRS 118cc	1985	1.000	2,600,000	2,600,000
9690	701364 00325	SEPEDA MOTOR	SUZUKI	TRS 118cc	1984	1.000	2,500,000	2,500,000
9691	701364 00325	SEPEDA MOTOR	SUZUKI	TRS 118cc	1983	1.000	2,400,000	2,400,000
9692	701364 00325	SEPEDA MOTOR	SUZUKI	TRS 118cc	1982	1.000	2,300,000	2,300,000
9693	701364 00325	SEPEDA MOTOR	SUZUKI	TRS 118cc	1981	1.000	2,200,000	2,200,000
9694	701364 00326	SEPEDA MOTOR	SUZUKI	TRS 125cc	1992	1.000	3,500,000	3,500,000
9695	701364 00326	SEPEDA MOTOR	SUZUKI	TRS 125cc	1991	1.000	3,300,000	3,300,000
9696	701364 00326	SEPEDA MOTOR	SUZUKI	TRS 125cc	1990	1.000	3,200,000	3,200,000
9697	701364 00326	SEPEDA MOTOR	SUZUKI	TRS 125cc	1989	1.000	3,100,000	3,100,000
9698	701364 00326	SEPEDA MOTOR	SUZUKI	TRS 125cc	1988	1.000	3,000,000	3,000,000
9699	701364 00326	SEPEDA MOTOR	SUZUKI	TRS 125cc	1987	1.000	2,900,000	2,900,000
9700	701364 00326	SEPEDA MOTOR	SUZUKI	TRS 125cc	1986	1.000	2,800,000	2,800,000
9701	701364 00326	SEPEDA MOTOR	SUZUKI	TRS 125cc	1985	1.000	2,700,000	2,700,000
9702	701364 00326	SEPEDA MOTOR	SUZUKI	TRS 125cc	1984	1.000	2,600,000	2,600,000
9703	701364 00326	SEPEDA MOTOR	SUZUKI	TRS 125cc	1983	1.000	2,500,000	2,500,000
9704	701364 00327	SEPEDA MOTOR	SUZUKI	TRZ 125	1984	1.000	2,400,000	2,400,000
9705	701364 00329	SEPEDA MOTOR	SUZUKI	TS 100 ER 100cc	1985	1.000	2,600,000	2,600,000
9706	701364 00329	SEPEDA MOTOR	SUZUKI	TS 100 ER 100cc	1984	1.000	2,500,000	2,500,000
9707	701364 00329	SEPEDA MOTOR	SUZUKI	TS 100 ER 100cc	1983	1.000	2,400,000	2,400,000
9708	701364 00329	SEPEDA MOTOR	SUZUKI	TS 100 ER 100cc	1982	1.000	2,300,000	2,300,000
9709	701364 00329	SEPEDA MOTOR	SUZUKI	TS 100 ER 100cc	1981	1.000	2,200,000	2,200,000
9710	701364 00329	SEPEDA MOTOR	SUZUKI	TS 100 ER 100cc	1980	1.000	1,100,000	1,100,000
9711	701364 00330	SEPEDA MOTOR	SUZUKI	TS 100 MKN 100 CC	1985	1.000	2,600,000	2,600,000
9712	701364 00330	SEPEDA MOTOR	SUZUKI	TS 100 MKN 100 CC	1984	1.000	2,500,000	2,500,000
9713	701364 00330	SEPEDA MOTOR	SUZUKI	TS 100 MKN 100 CC	1983	1.000	2,400,000	2,400,000
9714	701364 00330	SEPEDA MOTOR	SUZUKI	TS 100 MKN 100 CC	1982	1.000	2,300,000	2,300,000
9715	701364 00330	SEPEDA MOTOR	SUZUKI	TS 100 MKN 100 CC	1981	1.000	2,200,000	2,200,000

NO	KODING	JENIS	MEREK	TIPE	TH BUAT	BOBOT	NJKB	DP PKB
1	2	3	4	5	6	7	8	9
9716	701364 00330	SEPEDA MOTOR	SUZUKI	TS 100 MKN 100 CC	1980	1.000	1,100,000	1,100,000
9717	701364 00328	SEPEDA MOTOR	SUZUKI	TS 100 R 100 CC	1985	1.000	2,600,000	2,600,000
9718	701364 00328	SEPEDA MOTOR	SUZUKI	TS 100 R 100 CC	1984	1.000	2,500,000	2,500,000
9719	701364 00328	SEPEDA MOTOR	SUZUKI	TS 100 R 100 CC	1983	1.000	2,400,000	2,400,000
9720	701364 00328	SEPEDA MOTOR	SUZUKI	TS 100 R 100 CC	1982	1.000	2,300,000	2,300,000
9721	701364 00328	SEPEDA MOTOR	SUZUKI	TS 100 R 100 CC	1981	1.000	2,200,000	2,200,000
9722	701364 00328	SEPEDA MOTOR	SUZUKI	TS 100 R 100 CC	1980	1.000	1,100,000	1,100,000
9723	701364 00331	SEPEDA MOTOR	SUZUKI	TS 125	2009	1.000	12,700,000	12,700,000
9724	701364 00331	SEPEDA MOTOR	SUZUKI	TS 125	2008	1.000	12,000,000	12,000,000
9725	701364 00331	SEPEDA MOTOR	SUZUKI	TS 125	2007	1.000	11,800,000	11,800,000
9726	701364 00331	SEPEDA MOTOR	SUZUKI	TS 125	2006	1.000	11,300,000	11,300,000
9727	701364 00331	SEPEDA MOTOR	SUZUKI	TS 125	2005	1.000	11,000,000	11,000,000
9728	701364 00331	SEPEDA MOTOR	SUZUKI	TS 125	2004	1.000	10,800,000	10,800,000
9729	701364 00333	SEPEDA MOTOR	SUZUKI	TS 125cc	2003	1.000	11,000,000	11,000,000
9730	701364 00333	SEPEDA MOTOR	SUZUKI	TS 125cc	2002	1.000	10,800,000	10,800,000
9731	701364 00333	SEPEDA MOTOR	SUZUKI	TS 125cc	2001	1.000	10,500,000	10,500,000
9732	701364 00333	SEPEDA MOTOR	SUZUKI	TS 125cc	2000	1.000	10,400,000	10,400,000
9733	701364 00333	SEPEDA MOTOR	SUZUKI	TS 125cc	1999	1.000	8,900,000	8,900,000
9734	701364 00333	SEPEDA MOTOR	SUZUKI	TS 125cc	1998	1.000	7,600,000	7,600,000
9735	701364 00333	SEPEDA MOTOR	SUZUKI	TS 125cc	1997	1.000	6,500,000	6,500,000
9736	701364 00333	SEPEDA MOTOR	SUZUKI	TS 125cc	1996	1.000	6,200,000	6,200,000
9737	701364 00333	SEPEDA MOTOR	SUZUKI	TS 125cc	1995	1.000	5,800,000	5,800,000
9738	701364 00333	SEPEDA MOTOR	SUZUKI	TS 125cc	1994	1.000	5,300,000	5,300,000
9739	701364 00333	SEPEDA MOTOR	SUZUKI	TS 125cc	1993	1.000	5,000,000	5,000,000
9740	701364 00333	SEPEDA MOTOR	SUZUKI	TS 125cc	1992	1.000	4,700,000	4,700,000
9741	701364 00333	SEPEDA MOTOR	SUZUKI	TS 125cc	1991	1.000	4,300,000	4,300,000
9742	701364 00333	SEPEDA MOTOR	SUZUKI	TS 125cc	1990	1.000	3,900,000	3,900,000
9743	701364 00333	SEPEDA MOTOR	SUZUKI	TS 125cc	1989	1.000	3,800,000	3,800,000
9744	701364 00333	SEPEDA MOTOR	SUZUKI	TS 125cc	1988	1.000	3,500,000	3,500,000
9745	701364 00333	SEPEDA MOTOR	SUZUKI	TS 125cc	1987	1.000	3,300,000	3,300,000
9746	701364 00333	SEPEDA MOTOR	SUZUKI	TS 125cc	1986	1.000	3,100,000	3,100,000
9747	701364 00333	SEPEDA MOTOR	SUZUKI	TS 125cc	1985	1.000	3,000,000	3,000,000
9748	701364 00333	SEPEDA MOTOR	SUZUKI	TS 125cc	1984	1.000	2,900,000	2,900,000
9749	701364 00333	SEPEDA MOTOR	SUZUKI	TS 125cc	1983	1.000	2,800,000	2,800,000
9750	701364 00333	SEPEDA MOTOR	SUZUKI	TS 125cc	1982	1.000	2,700,000	2,700,000
9751	701364 00333	SEPEDA MOTOR	SUZUKI	TS 125cc	1981	1.000	2,600,000	2,600,000
9752	701364 00333	SEPEDA MOTOR	SUZUKI	TS 125cc	1980	1.000	2,000,000	2,000,000
9753	701364 00332	SEPEDA MOTOR	SUZUKI	TS 125 ER	2009	1.000	12,700,000	12,700,000
9754	701364 00332	SEPEDA MOTOR	SUZUKI	TS 125 ER	2008	1.000	12,000,000	12,000,000
9755	701364 00332	SEPEDA MOTOR	SUZUKI	TS 125 ER	2007	1.000	11,800,000	11,800,000
9756	701364 00332	SEPEDA MOTOR	SUZUKI	TS 125 ER	2006	1.000	11,300,000	11,300,000
9757	701364 00332	SEPEDA MOTOR	SUZUKI	TS 125 ER	2005	1.000	11,000,000	11,000,000
9758	701364 00332	SEPEDA MOTOR	SUZUKI	TS 125 ER	2004	1.000	10,800,000	10,800,000
9759	701364 00332	SEPEDA MOTOR	SUZUKI	TS 125 ER	2003	1.000	10,700,000	10,700,000
9760	701364 00332	SEPEDA MOTOR	SUZUKI	TS 125 ER	2002	1.000	10,600,000	10,600,000
9761	701364 00332	SEPEDA MOTOR	SUZUKI	TS 125 ER	2001	1.000	10,500,000	10,500,000
9762	701364 00332	SEPEDA MOTOR	SUZUKI	TS 125 ER	1980	1.000	2,200,000	2,200,000
9763	701364 00408	SEPEDA MOTOR	SUZUKI	UB-125	2019	1.000	14,800,000	14,800,000
9764	701364 00376	SEPEDA MOTOR	SUZUKI	UD 110 EE	2016	1.000	9,500,000	9,500,000
9765	701364 00376	SEPEDA MOTOR	SUZUKI	UD 110 EE	2015	1.000	9,300,000	9,300,000
9766	701364 00376	SEPEDA MOTOR	SUZUKI	UD 110 EE	2014	1.000	9,100,000	9,100,000
9767	701364 00376	SEPEDA MOTOR	SUZUKI	UD 110 EE	2013	1.000	8,900,000	8,900,000
9768	701364 00376	SEPEDA MOTOR	SUZUKI	UD 110 EE	2012	1.000	8,700,000	8,700,000
9769	701364 00376	SEPEDA MOTOR	SUZUKI	UD 110 EE	2011	1.000	8,500,000	8,500,000
9770	701364 00387	SEPEDA MOTOR	SUZUKI	UD110EEZ	2016	1.000	9,500,000	9,500,000
9771	701364 00387	SEPEDA MOTOR	SUZUKI	UD110EEZ	2015	1.000	9,300,000	9,300,000
9772	701364 00387	SEPEDA MOTOR	SUZUKI	UD110EEZ	2014	1.000	9,100,000	9,100,000
9773	701364 00377	SEPEDA MOTOR	SUZUKI	UD 110 NE	2017	1.000	10,100,000	10,100,000
9774	701364 00377	SEPEDA MOTOR	SUZUKI	UD 110 NE	2016	1.000	9,900,000	9,900,000
9775	701364 00377	SEPEDA MOTOR	SUZUKI	UD 110 NE	2015	1.000	9,700,000	9,700,000
9776	701364 00377	SEPEDA MOTOR	SUZUKI	UD 110 NE	2014	1.000	9,500,000	9,500,000
9777	701364 00377	SEPEDA MOTOR	SUZUKI	UD 110 NE	2013	1.000	9,300,000	9,300,000
9778	701364 00377	SEPEDA MOTOR	SUZUKI	UD 110 NE	2012	1.000	9,100,000	9,100,000
9779	701364 00231	SEPEDA MOTOR	SUZUKI	UD 110 NEX	2019	1.000	10,500,000	10,500,000
9780	701364 00231	SEPEDA MOTOR	SUZUKI	UD 110 NEX	2018	1.000	10,000,000	10,000,000
9781	701364 00231	SEPEDA MOTOR	SUZUKI	UD 110 NEX	2017	1.000	9,500,000	9,500,000
9782	701364 00388	SEPEDA MOTOR	SUZUKI	UD110NEZ	2017	1.000	10,100,000	10,100,000
9783	701364 00388	SEPEDA MOTOR	SUZUKI	UD110NEZ	2016	1.000	9,900,000	9,900,000
9784	701364 00388	SEPEDA MOTOR	SUZUKI	UD110NEZ	2015	1.000	9,700,000	9,700,000
9785	701364 00388	SEPEDA MOTOR	SUZUKI	UD110NEZ	2014	1.000	9,500,000	9,500,000
9786	701364 00319	SEPEDA MOTOR	SUZUKI	UF 110 NE	2016	1.000	10,600,000	10,600,000
9787	701364 00319	SEPEDA MOTOR	SUZUKI	UF 110 NE	2015	1.000	10,400,000	10,400,000
9788	701364 00319	SEPEDA MOTOR	SUZUKI	UF 110 NE	2014	1.000	10,200,000	10,200,000
9789	701364 00319	SEPEDA MOTOR	SUZUKI	UF 110 NE	2013	1.000	10,000,000	10,000,000
9790	701364 00319	SEPEDA MOTOR	SUZUKI	UF 110 NE	2012	1.000	9,800,000	9,800,000
9791	701364 00389	SEPEDA MOTOR	SUZUKI	UF110NZ	2016	1.000	10,700,000	10,700,000
9792	701364 00389	SEPEDA MOTOR	SUZUKI	UF110NZ	2015	1.000	10,500,000	10,500,000
9793	701364 00389	SEPEDA MOTOR	SUZUKI	UF110NZ	2014	1.000	10,300,000	10,300,000
9794	701364 00389	SEPEDA MOTOR	SUZUKI	UF110NZ	2013	1.000	10,200,000	10,200,000
9795	701364 00389	SEPEDA MOTOR	SUZUKI	UF110NZ	2012	1.000	10,100,000	10,100,000
9796	701364 00393	SEPEDA MOTOR	SUZUKI	UH 125	2015	1.000	10,800,000	10,800,000
9797	701364 00393	SEPEDA MOTOR	SUZUKI	UH 125	2014	1.000	10,300,000	10,300,000
9798	701364 00232	SEPEDA MOTOR	SUZUKI	UH 200	2019	1.000	46,700,000	46,700,000
9799	701364 00232	SEPEDA MOTOR	SUZUKI	UH 200	2018	1.000	44,400,000	44,400,000
9800	701364 00232	SEPEDA MOTOR	SUZUKI	UH 200	2017	1.000	42,200,000	42,200,000
9801	701364 00232	SEPEDA MOTOR	SUZUKI	UH 200	2016	1.000	40,100,000	40,100,000
9802	701364 00232	SEPEDA MOTOR	SUZUKI	UH 200	2015	1.000	38,100,000	38,100,000
9803	701364 00232	SEPEDA MOTOR	SUZUKI	UH 200	2014	1.000	36,200,000	36,200,000
9804	701364 00395	SEPEDA MOTOR	SUZUKI	UK110	2016	1.000	9,600,000	9,600,000
9805	701364 00395	SEPEDA MOTOR	SUZUKI	UK110	2015	1.000	9,200,000	9,200,000

NO	KODING	JENIS	MEREK	TIPE	TH BUAT	BOBOT	NJKB	DP PKB
1	2	3	4	5	6	7	8	9
9806	701364 00234	SEPEDA MOTOR	SUZUKI	UK110NE	2019	1.000	12,100,000	12,100,000
9807	701364 00234	SEPEDA MOTOR	SUZUKI	UK110NE	2018	1.000	11,500,000	11,500,000
9808	701364 00234	SEPEDA MOTOR	SUZUKI	UK110NE	2017	1.000	11,000,000	11,000,000
9809	701364 00234	SEPEDA MOTOR	SUZUKI	UK110NE	2016	1.000	10,500,000	10,500,000
9810	701364 00234	SEPEDA MOTOR	SUZUKI	UK110NE	2015	1.000	10,000,000	10,000,000
9811	701364 00234	SEPEDA MOTOR	SUZUKI	UK110NE	2014	1.000	9,500,000	9,500,000
9812	701364 00396	SEPEDA MOTOR	SUZUKI	UK110NX	2017	1.000	9,700,000	9,700,000
9813	701364 00396	SEPEDA MOTOR	SUZUKI	UK110NX	2016	1.000	9,500,000	9,500,000
9814	701364 00396	SEPEDA MOTOR	SUZUKI	UK110NX	2015	1.000	9,200,000	9,200,000
9815	701364 00235	SEPEDA MOTOR	SUZUKI	UK110NZ	2018	1.000	11,800,000	11,800,000
9816	701364 00235	SEPEDA MOTOR	SUZUKI	UK110NZ	2017	1.000	11,600,000	11,600,000
9817	701364 00235	SEPEDA MOTOR	SUZUKI	UK110NZ	2016	1.000	11,400,000	11,400,000
9818	701364 00235	SEPEDA MOTOR	SUZUKI	UK110NZ	2015	1.000	11,200,000	11,200,000
9819	701364 00233	SEPEDA MOTOR	SUZUKI	UK 125 SC	2016	1.000	10,200,000	10,200,000
9820	701364 00233	SEPEDA MOTOR	SUZUKI	UK 125 SC	2015	1.000	10,000,000	10,000,000
9821	701364 00233	SEPEDA MOTOR	SUZUKI	UK 125 SC	2014	1.000	9,800,000	9,800,000
9822	701364 00370	SEPEDA MOTOR	SUZUKI	UK 125 SC AT	2015	1.000	11,200,000	11,200,000
9823	701364 00370	SEPEDA MOTOR	SUZUKI	UK 125 SC AT	2014	1.000	10,700,000	10,700,000
9824	701364 00370	SEPEDA MOTOR	SUZUKI	UK 125 SC AT	2013	1.000	10,500,000	10,500,000
9825	701364 00370	SEPEDA MOTOR	SUZUKI	UK 125 SC AT	2012	1.000	10,400,000	10,400,000
9826	701364 00370	SEPEDA MOTOR	SUZUKI	UK 125 SC AT	2011	1.000	10,300,000	10,300,000
9827	701364 00370	SEPEDA MOTOR	SUZUKI	UK 125 SC AT	2010	1.000	9,000,000	9,000,000
9828	701364 00370	SEPEDA MOTOR	SUZUKI	UK 125 SC AT	2009	1.000	8,500,000	8,500,000
9829	701364 00320	SEPEDA MOTOR	SUZUKI	UK 125 XCZ	2016	1.000	10,200,000	10,200,000
9830	701364 00320	SEPEDA MOTOR	SUZUKI	UK 125 XCZ	2015	1.000	10,000,000	10,000,000
9831	701364 00320	SEPEDA MOTOR	SUZUKI	UK 125 XCZ	2014	1.000	9,800,000	9,800,000
9832	701364 00321	SEPEDA MOTOR	SUZUKI	UK 125 ZSC	2016	1.000	10,200,000	10,200,000
9833	701364 00321	SEPEDA MOTOR	SUZUKI	UK 125 ZSC	2015	1.000	10,000,000	10,000,000
9834	701364 00321	SEPEDA MOTOR	SUZUKI	UK 125 ZSC	2014	1.000	9,800,000	9,800,000
9835	701364 00321	SEPEDA MOTOR	SUZUKI	UK 125 ZSC	2013	1.000	9,600,000	9,600,000
9836	701364 00321	SEPEDA MOTOR	SUZUKI	UK 125 ZSC	2012	1.000	9,400,000	9,400,000
9837	701364 00322	SEPEDA MOTOR	SUZUKI	UW 125 SC	2016	1.000	11,900,000	11,900,000
9838	701364 00322	SEPEDA MOTOR	SUZUKI	UW 125 SC	2015	1.000	11,700,000	11,700,000
9839	701364 00322	SEPEDA MOTOR	SUZUKI	UW 125 SC	2014	1.000	11,500,000	11,500,000
9840	701364 00322	SEPEDA MOTOR	SUZUKI	UW 125 SC	2013	1.000	11,300,000	11,300,000
9841	701364 00322	SEPEDA MOTOR	SUZUKI	UW 125 SC	2012	1.000	11,100,000	11,100,000
9842	701364 00322	SEPEDA MOTOR	SUZUKI	UW 125 SC	2011	1.000	10,900,000	10,900,000
9843	701364 00322	SEPEDA MOTOR	SUZUKI	UW 125 SC	2010	1.000	10,500,000	10,500,000
9844	701364 00322	SEPEDA MOTOR	SUZUKI	UW 125 SC	2009	1.000	9,900,000	9,900,000
9845	701364 00322	SEPEDA MOTOR	SUZUKI	UW 125 SC	2008	1.000	9,400,000	9,400,000
9846	701364 00322	SEPEDA MOTOR	SUZUKI	UW 125 SC	2007	1.000	9,200,000	9,200,000
9847	701364 00323	SEPEDA MOTOR	SUZUKI	UW 125 ZSC	2016	1.000	11,900,000	11,900,000
9848	701364 00323	SEPEDA MOTOR	SUZUKI	UW 125 ZSC	2015	1.000	11,700,000	11,700,000
9849	701364 00323	SEPEDA MOTOR	SUZUKI	UW 125 ZSC	2014	1.000	11,500,000	11,500,000
9850	701364 00236	SEPEDA MOTOR	SUZUKI	UX 110	2019	1.000	11,200,000	11,200,000
9851	701364 00236	SEPEDA MOTOR	SUZUKI	UX 110	2018	1.000	10,700,000	10,700,000
9852	701364 00334	SEPEDA MOTOR	SUZUKI	UY 125 S AT (SPIN)	2012	1.000	9,200,000	9,200,000
9853	701364 00334	SEPEDA MOTOR	SUZUKI	UY 125 S AT (SPIN)	2011	1.000	9,100,000	9,100,000
9854	701364 00334	SEPEDA MOTOR	SUZUKI	UY 125 S AT (SPIN)	2010	1.000	8,800,000	8,800,000
9855	701364 00334	SEPEDA MOTOR	SUZUKI	UY 125 S AT (SPIN)	2009	1.000	8,300,000	8,300,000
9856	701364 00334	SEPEDA MOTOR	SUZUKI	UY 125 S AT (SPIN)	2008	1.000	7,900,000	7,900,000
9857	701364 00334	SEPEDA MOTOR	SUZUKI	UY 125 S AT (SPIN)	2007	1.000	7,800,000	7,800,000
9858	701364 00334	SEPEDA MOTOR	SUZUKI	UY 125 S AT (SPIN)	2006	1.000	7,400,000	7,400,000
9859	701364 00335	SEPEDA MOTOR	SUZUKI	UY 125 S AT SPIN (CBU)	2009	1.000	8,500,000	8,500,000
9860	701364 00335	SEPEDA MOTOR	SUZUKI	UY 125 S AT SPIN (CBU)	2008	1.000	8,100,000	8,100,000
9861	701364 00335	SEPEDA MOTOR	SUZUKI	UY 125 S AT SPIN (CBU)	2007	1.000	7,900,000	7,900,000
9862	701364 00335	SEPEDA MOTOR	SUZUKI	UY 125 S AT SPIN (CBU)	2006	1.000	7,500,000	7,500,000
9863	701364 00336	SEPEDA MOTOR	SUZUKI	UY 125 SC AT	2012	1.000	9,800,000	9,800,000
9864	701364 00336	SEPEDA MOTOR	SUZUKI	UY 125 SC AT	2011	1.000	9,700,000	9,700,000
9865	701364 00336	SEPEDA MOTOR	SUZUKI	UY 125 SC AT	2010	1.000	8,900,000	8,900,000
9866	701364 00336	SEPEDA MOTOR	SUZUKI	UY 125 SC AT	2009	1.000	8,400,000	8,400,000
9867	701364 00336	SEPEDA MOTOR	SUZUKI	UY 125 SC AT	2008	1.000	8,000,000	8,000,000
9868	701364 00336	SEPEDA MOTOR	SUZUKI	UY 125 SC AT	2007	1.000	7,900,000	7,900,000
9869	701364 00336	SEPEDA MOTOR	SUZUKI	UY 125 SC AT	2006	1.000	7,500,000	7,500,000
9870	701364 00245	SEPEDA MOTOR	SUZUKI	UY 125 SC SE	2012	1.000	10,100,000	10,100,000
9871	701364 00337	SEPEDA MOTOR	SUZUKI	UY 125 SL AT	2009	1.000	8,400,000	8,400,000
9872	701364 00337	SEPEDA MOTOR	SUZUKI	UY 125 SL AT	2008	1.000	8,000,000	8,000,000
9873	701364 00337	SEPEDA MOTOR	SUZUKI	UY 125 SL AT	2007	1.000	7,900,000	7,900,000
9874	701364 00337	SEPEDA MOTOR	SUZUKI	UY 125 SL AT	2006	1.000	7,500,000	7,500,000
9875	701364 00338	SEPEDA MOTOR	SUZUKI	V 750	1985	1.000	40,000,000	40,000,000
9876	701364 00339	SEPEDA MOTOR	SUZUKI	VL 1500	2005	1.000	165,500,000	165,500,000
9877	701364 00339	SEPEDA MOTOR	SUZUKI	VL 1500	2004	1.000	164,500,000	164,500,000
9878	701364 00339	SEPEDA MOTOR	SUZUKI	VL 1500	2003	1.000	157,800,000	157,800,000
9879	701364 00339	SEPEDA MOTOR	SUZUKI	VL 1500	2002	1.000	153,800,000	153,800,000
9880	701364 00339	SEPEDA MOTOR	SUZUKI	VL 1500	2001	1.000	150,000,000	150,000,000
9881	701364 00339	SEPEDA MOTOR	SUZUKI	VL 1500	2000	1.000	141,800,000	141,800,000
9882	701364 00340	SEPEDA MOTOR	SUZUKI	VL 250	2005	1.000	53,200,000	53,200,000
9883	701364 00340	SEPEDA MOTOR	SUZUKI	VL 250	2004	1.000	52,300,000	52,300,000
9884	701364 00340	SEPEDA MOTOR	SUZUKI	VL 250	2003	1.000	50,100,000	50,100,000
9885	701364 00340	SEPEDA MOTOR	SUZUKI	VL 250	2002	1.000	48,800,000	48,800,000
9886	701364 00340	SEPEDA MOTOR	SUZUKI	VL 250	2001	1.000	47,600,000	47,600,000
9887	701364 00340	SEPEDA MOTOR	SUZUKI	VL 250	2000	1.000	45,000,000	45,000,000
9888	701364 00341	SEPEDA MOTOR	SUZUKI	VS 1400 INTRUDER	1993	1.000	70,700,000	70,700,000
9889	701364 00341	SEPEDA MOTOR	SUZUKI	VS 1400 INTRUDER	1992	1.000	64,200,000	64,200,000
9890	701364 00341	SEPEDA MOTOR	SUZUKI	VS 1400 INTRUDER	1991	1.000	58,100,000	58,100,000
9891	701364 00341	SEPEDA MOTOR	SUZUKI	VS 1400 INTRUDER	1990	1.000	52,700,000	52,700,000
9892	701364 00341	SEPEDA MOTOR	SUZUKI	VS 1400 INTRUDER	1989	1.000	49,100,000	49,100,000
9893	701364 00341	SEPEDA MOTOR	SUZUKI	VS 1400 INTRUDER	1988	1.000	44,400,000	44,400,000
9894	701364 00341	SEPEDA MOTOR	SUZUKI	VS 1400 INTRUDER	1987	1.000	39,900,000	39,900,000
9895	701364 00341	SEPEDA MOTOR	SUZUKI	VS 1400 INTRUDER	1986	1.000	36,100,000	36,100,000

NO	KODING	JENIS	MEREK	TIPE	TH BUAT	BOBOT	NJKB	DP PKB
1	2	3	4	5	6	7	8	9
9896	701364 00341	SEPEDA MOTOR	SUZUKI	VS 1400 INTRUDER	1985	1.000	32,400,000	32,400,000
9897	701364 00341	SEPEDA MOTOR	SUZUKI	VS 1400 INTRUDER	1984	1.000	29,200,000	29,200,000
9898	701364 00342	SEPEDA MOTOR	SUZUKI	VS 400 GLR	1995	1.000	42,700,000	42,700,000
9899	701364 00343	SEPEDA MOTOR	SUZUKI	VS 600 GL INTRUDER	1993	1.000	59,000,000	59,000,000
9900	701364 00343	SEPEDA MOTOR	SUZUKI	VS 600 GL INTRUDER	1992	1.000	53,500,000	53,500,000
9901	701364 00343	SEPEDA MOTOR	SUZUKI	VS 600 GL INTRUDER	1991	1.000	48,500,000	48,500,000
9902	701364 00343	SEPEDA MOTOR	SUZUKI	VS 600 GL INTRUDER	1990	1.000	43,200,000	43,200,000
9903	701364 00343	SEPEDA MOTOR	SUZUKI	VS 600 GL INTRUDER	1989	1.000	40,900,000	40,900,000
9904	701364 00343	SEPEDA MOTOR	SUZUKI	VS 600 GL INTRUDER	1988	1.000	36,900,000	36,900,000
9905	701364 00343	SEPEDA MOTOR	SUZUKI	VS 600 GL INTRUDER	1987	1.000	33,300,000	33,300,000
9906	701364 00343	SEPEDA MOTOR	SUZUKI	VS 600 GL INTRUDER	1986	1.000	30,000,000	30,000,000
9907	701364 00343	SEPEDA MOTOR	SUZUKI	VS 600 GL INTRUDER	1985	1.000	27,100,000	27,100,000
9908	701364 00343	SEPEDA MOTOR	SUZUKI	VS 600 GL INTRUDER	1984	1.000	24,300,000	24,300,000
9909	701364 00343	SEPEDA MOTOR	SUZUKI	VS 600 GL INTRUDER	1983	1.000	23,100,000	23,100,000
9910	701364 00344	SEPEDA MOTOR	SUZUKI	VX 800	1992	1.000	42,800,000	42,800,000
9911	701364 00368	SEPEDA MOTOR	SUZUKI	VZR 1800	2010	1.000	218,400,000	218,400,000
9912	701364 00368	SEPEDA MOTOR	SUZUKI	VZR 1800	2009	1.000	208,000,000	208,000,000
9913	701364 00368	SEPEDA MOTOR	SUZUKI	VZR 1800	2008	1.000	197,000,000	197,000,000
9914	701366 00001	SEPEDA MOTOR	TA HWA	TH-100	2003	1.000	3,700,000	3,700,000
9915	701366 00001	SEPEDA MOTOR	TA HWA	TH-100	2002	1.000	3,600,000	3,600,000
9916	701366 00001	SEPEDA MOTOR	TA HWA	TH-100	2001	1.000	3,100,000	3,100,000
9917	701366 00001	SEPEDA MOTOR	TA HWA	TH-100	2000	1.000	3,000,000	3,000,000
9918	701366 00002	SEPEDA MOTOR	TA HWA	TH-110	2004	1.000	4,500,000	4,500,000
9919	701366 00002	SEPEDA MOTOR	TA HWA	TH-110	2000	1.000	3,500,000	3,500,000
9920	701366 00003	SEPEDA MOTOR	TA HWA	TH-125-16	2001	1.000	4,300,000	4,300,000
9921	701366 00003	SEPEDA MOTOR	TA HWA	TH-125-16	2000	1.000	4,200,000	4,200,000
9922	701366 00004	SEPEDA MOTOR	TA HWA	VZ 800	2003	1.000	3,000,000	3,000,000
9923	701368 00007	SEPEDA MOTOR	TAJIMA	EVO/100	2010	1.000	4,700,000	4,700,000
9924	701368 00007	SEPEDA MOTOR	TAJIMA	EVO/100	2009	1.000	4,600,000	4,600,000
9925	701368 00007	SEPEDA MOTOR	TAJIMA	EVO/100	2008	1.000	4,500,000	4,500,000
9926	701368 00005	SEPEDA MOTOR	TAJIMA	JUVITER Z -100 CC	2010	1.000	5,300,000	5,300,000
9927	701368 00005	SEPEDA MOTOR	TAJIMA	JUVITER Z -100 CC	2009	1.000	5,000,000	5,000,000
9928	701368 00005	SEPEDA MOTOR	TAJIMA	JUVITER Z -100 CC	2008	1.000	4,900,000	4,900,000
9929	701368 00005	SEPEDA MOTOR	TAJIMA	JUVITER Z -100 CC	2007	1.000	4,800,000	4,800,000
9930	701368 00008	SEPEDA MOTOR	TAJIMA	MAX PRO / 150 CC	2010	1.000	6,200,000	6,200,000
9931	701368 00001	SEPEDA MOTOR	TAJIMA	SPIRIT	2003	1.000	4,100,000	4,100,000
9932	701368 00001	SEPEDA MOTOR	TAJIMA	SPIRIT	2002	1.000	4,000,000	4,000,000
9933	701368 00002	SEPEDA MOTOR	TAJIMA	SUNNY	2003	1.000	4,100,000	4,100,000
9934	701368 00002	SEPEDA MOTOR	TAJIMA	SUNNY	2002	1.000	4,000,000	4,000,000
9935	701368 00003	SEPEDA MOTOR	TAJIMA	SUNNY V	2004	1.000	4,500,000	4,500,000
9936	701368 00006	SEPEDA MOTOR	TAJIMA	SUNNY X	2009	1.000	4,700,000	4,700,000
9937	701368 00006	SEPEDA MOTOR	TAJIMA	SUNNY X	2008	1.000	4,500,000	4,500,000
9938	701368 00004	SEPEDA MOTOR	TAJIMA	TH-125-16	2003	1.000	4,500,000	4,500,000
9939	701368 00004	SEPEDA MOTOR	TAJIMA	TH-125-16	2002	1.000	4,400,000	4,400,000
9940	701374 00001	SEPEDA MOTOR	TIGER	MEGA POWER TG 125	2004	1.000	4,900,000	4,900,000
9941	701374 00002	SEPEDA MOTOR	TIGER	REFORMASI 110 R	2004	1.000	4,500,000	4,500,000
9942	701374 00003	SEPEDA MOTOR	TIGER	SUNNY X	2004	1.000	5,800,000	5,800,000
9943	701377 00001	SEPEDA MOTOR	TOHATSU	49cc	1980	1.000	1,300,000	1,300,000
9944	701377 00002	SEPEDA MOTOR	TOHATSU	TOHATSU	1980	1.000	1,300,000	1,300,000
9945	701379 00002	SEPEDA MOTOR	TOSSA	DRAGON TSQ 125-2	2005	1.000	5,000,000	5,000,000
9946	701379 00002	SEPEDA MOTOR	TOSSA	DRAGON TSQ 125-2	2004	1.000	4,900,000	4,900,000
9947	701379 00002	SEPEDA MOTOR	TOSSA	DRAGON TSQ 125-2	2003	1.000	4,500,000	4,500,000
9948	701379 00002	SEPEDA MOTOR	TOSSA	DRAGON TSQ 125-2	2002	1.000	4,400,000	4,400,000
9949	701379 00002	SEPEDA MOTOR	TOSSA	DRAGON TSQ 125-2	2001	1.000	4,300,000	4,300,000
9950	701379 00002	SEPEDA MOTOR	TOSSA	DRAGON TSQ 125-2	2000	1.000	4,200,000	4,200,000
9951	701379 00003	SEPEDA MOTOR	TOSSA	FIESTA 125 TSY 125-7	2005	1.000	5,000,000	5,000,000
9952	701379 00003	SEPEDA MOTOR	TOSSA	FIESTA 125 TSY 125-7	2004	1.000	4,900,000	4,900,000
9953	701379 00004	SEPEDA MOTOR	TOSSA	FIESTA X	2005	1.000	5,000,000	5,000,000
9954	701379 00004	SEPEDA MOTOR	TOSSA	FIESTA X	2004	1.000	4,900,000	4,900,000
9955	701379 00005	SEPEDA MOTOR	TOSSA	FIESTA X TSY 100-9	2012	1.000	5,500,000	5,500,000
9956	701379 00005	SEPEDA MOTOR	TOSSA	FIESTA X TSY 100-9	2005	1.000	4,300,000	4,300,000
9957	701379 00005	SEPEDA MOTOR	TOSSA	FIESTA X TSY 100-9	2004	1.000	4,100,000	4,100,000
9958	701379 00006	SEPEDA MOTOR	TOSSA	GESIT TSY 125-8	2005	1.000	5,000,000	5,000,000
9959	701379 00007	SEPEDA MOTOR	TOSSA	HERCULES	2005	1.000	5,900,000	5,900,000
9960	701379 00007	SEPEDA MOTOR	TOSSA	HERCULES	2004	1.000	5,800,000	5,800,000
9961	701379 00007	SEPEDA MOTOR	TOSSA	HERCULES	2003	1.000	5,400,000	5,400,000
9962	701379 00007	SEPEDA MOTOR	TOSSA	HERCULES	2002	1.000	5,300,000	5,300,000
9963	701379 00007	SEPEDA MOTOR	TOSSA	HERCULES	2001	1.000	5,200,000	5,200,000
9964	701379 00007	SEPEDA MOTOR	TOSSA	HERCULES	2000	1.000	5,100,000	5,100,000
9965	701379 00008	SEPEDA MOTOR	TOSSA	JAGUAR TSQ 150-1	2005	1.000	5,900,000	5,900,000
9966	701379 00008	SEPEDA MOTOR	TOSSA	JAGUAR TSQ 150-1	2004	1.000	5,800,000	5,800,000
9967	701379 00008	SEPEDA MOTOR	TOSSA	JAGUAR TSQ 150-1	2003	1.000	5,400,000	5,400,000
9968	701379 00008	SEPEDA MOTOR	TOSSA	JAGUAR TSQ 150-1	2002	1.000	5,300,000	5,300,000
9969	701379 00008	SEPEDA MOTOR	TOSSA	JAGUAR TSQ 150-1	2001	1.000	5,200,000	5,200,000
9970	701379 00009	SEPEDA MOTOR	TOSSA	JAGUAR TSQ 200-1	2005	1.000	7,200,000	7,200,000
9971	701379 00009	SEPEDA MOTOR	TOSSA	JAGUAR TSQ 200-1	2004	1.000	7,100,000	7,100,000
9972	701379 00009	SEPEDA MOTOR	TOSSA	JAGUAR TSQ 200-1	2003	1.000	6,700,000	6,700,000
9973	701379 00009	SEPEDA MOTOR	TOSSA	JAGUAR TSQ 200-1	2002	1.000	6,600,000	6,600,000
9974	701379 00010	SEPEDA MOTOR	TOSSA	KRISMA 125	2005	1.000	5,000,000	5,000,000
9975	701379 00011	SEPEDA MOTOR	TOSSA	LEOPARD TSQ 110-1	2004	1.000	4,500,000	4,500,000
9976	701379 00011	SEPEDA MOTOR	TOSSA	LEOPARD TSQ 110-1	2003	1.000	4,100,000	4,100,000
9977	701379 00011	SEPEDA MOTOR	TOSSA	LEOPARD TSQ 110-1	2002	1.000	4,000,000	4,000,000
9978	701379 00011	SEPEDA MOTOR	TOSSA	LEOPARD TSQ 110-1	2001	1.000	3,900,000	3,900,000
9979	701379 00012	SEPEDA MOTOR	TOSSA	MAESTRO 100 TSY 100-6	2012	1.000	5,100,000	5,100,000
9980	701379 00012	SEPEDA MOTOR	TOSSA	MAESTRO 100 TSY 100-6	2005	1.000	4,300,000	4,300,000
9981	701379 00012	SEPEDA MOTOR	TOSSA	MAESTRO 100 TSY 100-6	2004	1.000	4,100,000	4,100,000
9982	701379 00012	SEPEDA MOTOR	TOSSA	MAESTRO 100 TSY 100-6	2003	1.000	3,700,000	3,700,000
9983	701379 00012	SEPEDA MOTOR	TOSSA	MAESTRO 100 TSY 100-6	2002	1.000	3,600,000	3,600,000
9984	701379 00014	SEPEDA MOTOR	TOSSA	MAESTRO 125	2005	1.000	5,000,000	5,000,000
9985	701379 00016	SEPEDA MOTOR	TOSSA	MAESTRO 125 TSY 125-4	2005	1.000	5,000,000	5,000,000

NO	KODING	JENIS	MEREK	TIPE	TH BUAT	BOBOT	NJKB	DP PKB
1	2	3	4	5	6	7	8	9
9986	701379 00016	SEPEDA MOTOR	TOSSA	MAESTRO 125 TSY 125-4	2004	1.000	4,900,000	4,900,000
9987	701379 00017	SEPEDA MOTOR	TOSSA	MAESTRO X	2005	1.000	5,000,000	5,000,000
9988	701379 00020	SEPEDA MOTOR	TOSSA	MAESTRO-XL	2005	1.000	5,000,000	5,000,000
9989	701379 00018	SEPEDA MOTOR	TOSSA	MAESTRO XL 110	2005	1.000	4,600,000	4,600,000
9990	701379 00019	SEPEDA MOTOR	TOSSA	MAESTRO XL TSY 110-4	2007	1.000	5,100,000	5,100,000
9991	701379 00019	SEPEDA MOTOR	TOSSA	MAESTRO XL TSY 110-4	2006	1.000	4,800,000	4,800,000
9992	701379 00019	SEPEDA MOTOR	TOSSA	MAESTRO XL TSY 110-4	2005	1.000	4,600,000	4,600,000
9993	701379 00019	SEPEDA MOTOR	TOSSA	MAESTRO XL TSY 110-4	2004	1.000	4,500,000	4,500,000
9994	701379 00019	SEPEDA MOTOR	TOSSA	MAESTRO XL TSY 110-4	2003	1.000	4,100,000	4,100,000
9995	701379 00021	SEPEDA MOTOR	TOSSA	MAXIMA TSY 110-1	2005	1.000	4,600,000	4,600,000
9996	701379 00021	SEPEDA MOTOR	TOSSA	MAXIMA TSY 110-1	2004	1.000	4,500,000	4,500,000
9997	701379 00021	SEPEDA MOTOR	TOSSA	MAXIMA TSY 110-1	2003	1.000	4,100,000	4,100,000
9998	701379 00021	SEPEDA MOTOR	TOSSA	MAXIMA TSY 110-1	2002	1.000	4,000,000	4,000,000
9999	701379 00021	SEPEDA MOTOR	TOSSA	MAXIMA TSY 110-1	2001	1.000	3,900,000	3,900,000
10000	701379 00022	SEPEDA MOTOR	TOSSA	MEGA ULTRA TSY 110-2	2005	1.000	4,600,000	4,600,000
10001	701379 00022	SEPEDA MOTOR	TOSSA	MEGA ULTRA TSY 110-2	2004	1.000	4,500,000	4,500,000
10002	701379 00022	SEPEDA MOTOR	TOSSA	MEGA ULTRA TSY 110-2	2003	1.000	4,100,000	4,100,000
10003	701379 00022	SEPEDA MOTOR	TOSSA	MEGA ULTRA TSY 110-2	2002	1.000	4,000,000	4,000,000
10004	701379 00022	SEPEDA MOTOR	TOSSA	MEGA ULTRA TSY 110-2	2001	1.000	3,900,000	3,900,000
10005	701379 00022	SEPEDA MOTOR	TOSSA	MEGA ULTRA TSY 110-2	2000	1.000	3,500,000	3,500,000
10006	701379 00015	SEPEDA MOTOR	TOSSA	NEOS R TSY 110-3	2012	1.000	6,000,000	6,000,000
10007	701379 00023	SEPEDA MOTOR	TOSSA	NEOS R TSY 110-5	2007	1.000	5,200,000	5,200,000
10008	701379 00023	SEPEDA MOTOR	TOSSA	NEOS R TSY 110-5	2006	1.000	4,900,000	4,900,000
10009	701379 00023	SEPEDA MOTOR	TOSSA	NEOS R TSY 110-5	2005	1.000	4,600,000	4,600,000
10010	701379 00013	SEPEDA MOTOR	TOSSA	NEOS XSY 110-5	2011	1.000	4,700,000	4,700,000
10011	701379 00050	SEPEDA MOTOR	TOSSA	NEOS Z TSY 110-1	2012	1.000	5,300,000	5,300,000
10012	701379 00051	SEPEDA MOTOR	TOSSA	NEW MAESTRO R TSY 110-4	2012	1.000	6,300,000	6,300,000
10013	701379 00052	SEPEDA MOTOR	TOSSA	NEW MEGA ULTRA TSY 110-2	2012	1.000	5,100,000	5,100,000
10014	701379 00053	SEPEDA MOTOR	TOSSA	NEW ULTRA TSY 100-2	2012	1.000	5,100,000	5,100,000
10015	701379 00024	SEPEDA MOTOR	TOSSA	OPTIMA TSY 125-1	2005	1.000	5,000,000	5,000,000
10016	701379 00024	SEPEDA MOTOR	TOSSA	OPTIMA TSY 125-1	2004	1.000	4,900,000	4,900,000
10017	701379 00024	SEPEDA MOTOR	TOSSA	OPTIMA TSY 125-1	2003	1.000	4,500,000	4,500,000
10018	701379 00024	SEPEDA MOTOR	TOSSA	OPTIMA TSY 125-1	2002	1.000	4,400,000	4,400,000
10019	701379 00024	SEPEDA MOTOR	TOSSA	OPTIMA TSY 125-1	2001	1.000	4,300,000	4,300,000
10020	701379 00024	SEPEDA MOTOR	TOSSA	OPTIMA TSY 125-1	2000	1.000	4,200,000	4,200,000
10021	701379 00025	SEPEDA MOTOR	TOSSA	PRIMA SUPRA	2005	1.000	4,300,000	4,300,000
10022	701379 00026	SEPEDA MOTOR	TOSSA	PRIMA SUPRA X 25	2005	1.000	4,300,000	4,300,000
10023	701379 00027	SEPEDA MOTOR	TOSSA	PRIMA SUPRA X TSY 110-3	2005	1.000	4,600,000	4,600,000
10024	701379 00027	SEPEDA MOTOR	TOSSA	PRIMA SUPRA X TSY 110-3	2004	1.000	4,500,000	4,500,000
10025	701379 00027	SEPEDA MOTOR	TOSSA	PRIMA SUPRA X TSY 110-3	2003	1.000	4,100,000	4,100,000
10026	701379 00027	SEPEDA MOTOR	TOSSA	PRIMA SUPRA X TSY 110-3	2002	1.000	4,000,000	4,000,000
10027	701379 00028	SEPEDA MOTOR	TOSSA	PRIMA TSY 100-1/-3/-4	2007	1.000	5,100,000	5,100,000
10028	701379 00028	SEPEDA MOTOR	TOSSA	PRIMA TSY 100-1/-3/-4	2006	1.000	4,500,000	4,500,000
10029	701379 00028	SEPEDA MOTOR	TOSSA	PRIMA TSY 100-1/-3/-4	2005	1.000	4,300,000	4,300,000
10030	701379 00028	SEPEDA MOTOR	TOSSA	PRIMA TSY 100-1/-3/-4	2004	1.000	4,100,000	4,100,000
10031	701379 00028	SEPEDA MOTOR	TOSSA	PRIMA TSY 100-1/-3/-4	2003	1.000	3,700,000	3,700,000
10032	701379 00028	SEPEDA MOTOR	TOSSA	PRIMA TSY 100-1/-3/-4	2002	1.000	3,600,000	3,600,000
10033	701379 00028	SEPEDA MOTOR	TOSSA	PRIMA TSY 100-1/-3/-4	2001	1.000	3,100,000	3,100,000
10034	701379 00029	SEPEDA MOTOR	TOSSA	PRIMA X	2005	1.000	4,300,000	4,300,000
10035	701379 00030	SEPEDA MOTOR	TOSSA	SMART-X	2007	1.000	4,800,000	4,800,000
10036	701379 00030	SEPEDA MOTOR	TOSSA	SMART-X	2006	1.000	4,500,000	4,500,000
10037	701379 00031	SEPEDA MOTOR	TOSSA	STREAM TSY 100-9	2005	1.000	4,300,000	4,300,000
10038	701379 00031	SEPEDA MOTOR	TOSSA	STREAM TSY 100-9	2004	1.000	4,100,000	4,100,000
10039	701379 00031	SEPEDA MOTOR	TOSSA	STREAM TSY 100-9	2003	1.000	3,700,000	3,700,000
10040	701379 00031	SEPEDA MOTOR	TOSSA	STREAM TSY 100-9	2002	1.000	3,600,000	3,600,000
10041	701379 00031	SEPEDA MOTOR	TOSSA	STREAM TSY 100-9	2001	1.000	3,100,000	3,100,000
10042	701379 00032	SEPEDA MOTOR	TOSSA	STREAM XL TSY 110-5	2007	1.000	5,100,000	5,100,000
10043	701379 00032	SEPEDA MOTOR	TOSSA	STREAM XL TSY 110-5	2006	1.000	4,900,000	4,900,000
10044	701379 00032	SEPEDA MOTOR	TOSSA	STREAM XL TSY 110-5	2005	1.000	4,600,000	4,600,000
10045	701379 00032	SEPEDA MOTOR	TOSSA	STREAM XL TSY 110-5	2004	1.000	4,500,000	4,500,000
10046	701379 00032	SEPEDA MOTOR	TOSSA	STREAM XL TSY 110-5	2003	1.000	4,100,000	4,100,000
10047	701379 00032	SEPEDA MOTOR	TOSSA	STREAM XL TSY 110-5	2002	1.000	4,000,000	4,000,000
10048	701379 00034	SEPEDA MOTOR	TOSSA	STRIKER R TSY 110-6	2005	1.000	4,600,000	4,600,000
10049	701379 00033	SEPEDA MOTOR	TOSSA	STRIKE TSY 100-11	2005	1.000	4,300,000	4,300,000
10050	701379 00035	SEPEDA MOTOR	TOSSA	SUPER HERCULES 150	2005	1.000	5,900,000	5,900,000
10051	701379 00036	SEPEDA MOTOR	TOSSA	SUPRA 125 TSY 125-5	2009	1.000	6,300,000	6,300,000
10052	701379 00036	SEPEDA MOTOR	TOSSA	SUPRA 125 TSY 125-5	2008	1.000	6,000,000	6,000,000
10053	701379 00036	SEPEDA MOTOR	TOSSA	SUPRA 125 TSY 125-5	2007	1.000	5,600,000	5,600,000
10054	701379 00036	SEPEDA MOTOR	TOSSA	SUPRA 125 TSY 125-5	2006	1.000	5,300,000	5,300,000
10055	701379 00036	SEPEDA MOTOR	TOSSA	SUPRA 125 TSY 125-5	2005	1.000	5,000,000	5,000,000
10056	701379 00036	SEPEDA MOTOR	TOSSA	SUPRA 125 TSY 125-5	2004	1.000	4,900,000	4,900,000
10057	701379 00037	SEPEDA MOTOR	TOSSA	SUPRA 125 TSY 125-7	2005	1.000	5,000,000	5,000,000
10058	701379 00037	SEPEDA MOTOR	TOSSA	SUPRA 125 TSY 125-7	2004	1.000	4,900,000	4,900,000
10059	701379 00038	SEPEDA MOTOR	TOSSA	SUPRA KARISMA	2005	1.000	5,000,000	5,000,000
10060	701379 00038	SEPEDA MOTOR	TOSSA	SUPRA KARISMA	2004	1.000	4,900,000	4,900,000
10061	701379 00038	SEPEDA MOTOR	TOSSA	SUPRA KARISMA	2003	1.000	4,500,000	4,500,000
10062	701379 00038	SEPEDA MOTOR	TOSSA	SUPRA KARISMA	2002	1.000	4,400,000	4,400,000
10063	701379 00039	SEPEDA MOTOR	TOSSA	TG 125 KING	2005	1.000	5,000,000	5,000,000
10064	701379 00039	SEPEDA MOTOR	TOSSA	TG 125 KING	2004	1.000	4,900,000	4,900,000
10065	701379 00040	SEPEDA MOTOR	TOSSA	TIGER 110 TSQ 110-3	2005	1.000	4,600,000	4,600,000
10066	701379 00040	SEPEDA MOTOR	TOSSA	TIGER 110 TSQ 110-3	2004	1.000	4,500,000	4,500,000
10067	701379 00040	SEPEDA MOTOR	TOSSA	TIGER 110 TSQ 110-3	2003	1.000	4,100,000	4,100,000
10068	701379 00041	SEPEDA MOTOR	TOSSA	TIGER TSQ 100-2	2005	1.000	4,300,000	4,300,000
10069	701379 00041	SEPEDA MOTOR	TOSSA	TIGER TSQ 100-2	2004	1.000	4,100,000	4,100,000
10070	701379 00041	SEPEDA MOTOR	TOSSA	TIGER TSQ 100-2	2003	1.000	3,700,000	3,700,000
10071	701379 00041	SEPEDA MOTOR	TOSSA	TIGER TSQ 100-2	2002	1.000	3,600,000	3,600,000
10072	701379 00041	SEPEDA MOTOR	TOSSA	TIGER TSQ 100-2	2001	1.000	3,100,000	3,100,000
10073	701379 00049	SEPEDA MOTOR	TOSSA	TSQ 150-1 M/T	2015	1.000	8,100,000	8,100,000
10074	701379 00049	SEPEDA MOTOR	TOSSA	TSQ 150-1 M/T	2014	1.000	8,000,000	8,000,000
10075	701379 00049	SEPEDA MOTOR	TOSSA	TSQ 150-1 M/T	2013	1.000	7,900,000	7,900,000

NO	KODING	JENIS	MEREK	TIPE	TH BUAT	BOBOT	NJKB	DP PKB
1	2	3	4	5	6	7	8	9
10076	701379 00049	SEPEDA MOTOR	TOSSA	TSQ 150-1 M/T	2011	1.000	7,800,000	7,800,000
10077	701379 00049	SEPEDA MOTOR	TOSSA	TSQ 150-1 M/T	2010	1.000	7,400,000	7,400,000
10078	701379 00046	SEPEDA MOTOR	TOSSA	TSY 100-10	2012	1.000	5,300,000	5,300,000
10079	701379 00046	SEPEDA MOTOR	TOSSA	TSY 100-10	2011	1.000	5,200,000	5,200,000
10080	701379 00046	SEPEDA MOTOR	TOSSA	TSY 100-10	2010	1.000	5,100,000	5,100,000
10081	701379 00046	SEPEDA MOTOR	TOSSA	TSY 100-10	2009	1.000	5,000,000	5,000,000
10082	701379 00046	SEPEDA MOTOR	TOSSA	TSY 100-10	2008	1.000	4,900,000	4,900,000
10083	701379 00046	SEPEDA MOTOR	TOSSA	TSY 100-10	2007	1.000	4,800,000	4,800,000
10084	701379 00046	SEPEDA MOTOR	TOSSA	TSY 100-10	2006	1.000	4,500,000	4,500,000
10085	701379 00046	SEPEDA MOTOR	TOSSA	TSY 100-10	2005	1.000	4,300,000	4,300,000
10086	701379 00047	SEPEDA MOTOR	TOSSA	TSY 100-9	2008	1.000	5,000,000	5,000,000
10087	701379 00047	SEPEDA MOTOR	TOSSA	TSY 100-9	2007	1.000	4,800,000	4,800,000
10088	701379 00047	SEPEDA MOTOR	TOSSA	TSY 100-9	2006	1.000	4,500,000	4,500,000
10089	701379 00054	SEPEDA MOTOR	TOSSA	TSY 110-5	2010	1.000	5,900,000	5,900,000
10090	701379 00042	SEPEDA MOTOR	TOSSA	TSY 125-1	2007	1.000	5,700,000	5,700,000
10091	701379 00042	SEPEDA MOTOR	TOSSA	TSY 125-1	2006	1.000	5,300,000	5,300,000
10092	701379 00048	SEPEDA MOTOR	TOSSA	TSY 127-7	2007	1.000	5,700,000	5,700,000
10093	701379 00048	SEPEDA MOTOR	TOSSA	TSY 127-7	2006	1.000	5,400,000	5,400,000
10094	701379 00055	SEPEDA MOTOR	TOSSA	TSZ 110	2012	1.000	6,300,000	6,300,000
10095	701379 00043	SEPEDA MOTOR	TOSSA	ULTRA TSY 100-2	2005	1.000	4,300,000	4,300,000
10096	701379 00043	SEPEDA MOTOR	TOSSA	ULTRA TSY 100-2	2004	1.000	4,100,000	4,100,000
10097	701379 00043	SEPEDA MOTOR	TOSSA	ULTRA TSY 100-2	2003	1.000	3,700,000	3,700,000
10098	701379 00043	SEPEDA MOTOR	TOSSA	ULTRA TSY 100-2	2002	1.000	3,600,000	3,600,000
10099	701379 00043	SEPEDA MOTOR	TOSSA	ULTRA TSY 100-2	2001	1.000	3,100,000	3,100,000
10100	701379 00044	SEPEDA MOTOR	TOSSA	ULTRA TSY 100-3	2005	1.000	4,300,000	4,300,000
10101	701379 00044	SEPEDA MOTOR	TOSSA	ULTRA TSY 100-3	2004	1.000	4,100,000	4,100,000
10102	701379 00044	SEPEDA MOTOR	TOSSA	ULTRA TSY 100-3	2003	1.000	3,700,000	3,700,000
10103	701379 00044	SEPEDA MOTOR	TOSSA	ULTRA TSY 100-3	2002	1.000	3,600,000	3,600,000
10104	701379 00044	SEPEDA MOTOR	TOSSA	ULTRA TSY 100-3	2001	1.000	3,100,000	3,100,000
10105	701379 00044	SEPEDA MOTOR	TOSSA	ULTRA TSY 100-3	2000	1.000	3,000,000	3,000,000
10106	701379 00045	SEPEDA MOTOR	TOSSA	VENUS TSY 125-2	2009	1.000	6,300,000	6,300,000
10107	701379 00045	SEPEDA MOTOR	TOSSA	VENUS TSY 125-2	2008	1.000	6,000,000	6,000,000
10108	701379 00045	SEPEDA MOTOR	TOSSA	VENUS TSY 125-2	2007	1.000	5,700,000	5,700,000
10109	701379 00045	SEPEDA MOTOR	TOSSA	VENUS TSY 125-2	2006	1.000	5,400,000	5,400,000
10110	701379 00045	SEPEDA MOTOR	TOSSA	VENUS TSY 125-2	2005	1.000	5,100,000	5,100,000
10111	701379 00045	SEPEDA MOTOR	TOSSA	VENUS TSY 125-2	2004	1.000	4,900,000	4,900,000
10112	701379 00045	SEPEDA MOTOR	TOSSA	VENUS TSY 125-2	2003	1.000	4,500,000	4,500,000
10113	701379 00045	SEPEDA MOTOR	TOSSA	VENUS TSY 125-2	2002	1.000	4,400,000	4,400,000
10114	701379 00045	SEPEDA MOTOR	TOSSA	VENUS TSY 125-2	2001	1.000	4,300,000	4,300,000
10115	701379 00045	SEPEDA MOTOR	TOSSA	VENUS TSY 125-2	2000	1.000	4,200,000	4,200,000
10116	701383 00022	SEPEDA MOTOR	TRIUMPH	125cc	1980	1.000	1,700,000	1,700,000
10117	701383 00024	SEPEDA MOTOR	TRIUMPH	250cc	1980	1.000	2,500,000	2,500,000
10118	701383 00025	SEPEDA MOTOR	TRIUMPH	350cc	1980	1.000	3,000,000	3,000,000
10119	701383 00026	SEPEDA MOTOR	TRIUMPH	500cc	1980	1.000	3,500,000	3,500,000
10120	701383 00021	SEPEDA MOTOR	TRIUMPH	BONNEVILLE	2011	1.000	136,800,000	136,800,000
10121	701383 00004	SEPEDA MOTOR	TRIUMPH	BONNEVILLE BOBBER	2019	1.000	387,000,000	387,000,000
10122	701383 00004	SEPEDA MOTOR	TRIUMPH	BONNEVILLE BOBBER	2018	1.000	367,700,000	367,700,000
10123	701383 00005	SEPEDA MOTOR	TRIUMPH	BONNEVILLE BOBBER BLACK	2019	1.000	450,000,000	450,000,000
10124	701383 00005	SEPEDA MOTOR	TRIUMPH	BONNEVILLE BOBBER BLACK	2018	1.000	427,500,000	427,500,000
10125	701383 00006	SEPEDA MOTOR	TRIUMPH	BONNEVILLE SPEEDMASTER	2019	1.000	454,500,000	454,500,000
10126	701383 00006	SEPEDA MOTOR	TRIUMPH	BONNEVILLE SPEEDMASTER	2018	1.000	431,800,000	431,800,000
10127	701383 00007	SEPEDA MOTOR	TRIUMPH	BONNEVILLE T100	2019	1.000	315,000,000	315,000,000
10128	701383 00007	SEPEDA MOTOR	TRIUMPH	BONNEVILLE T100	2018	1.000	299,300,000	299,300,000
10129	701383 00008	SEPEDA MOTOR	TRIUMPH	BONNEVILLE T100 BLACK	2019	1.000	315,000,000	315,000,000
10130	701383 00008	SEPEDA MOTOR	TRIUMPH	BONNEVILLE T100 BLACK	2018	1.000	299,300,000	299,300,000
10131	701383 00009	SEPEDA MOTOR	TRIUMPH	BONNEVILLE T120	2019	1.000	360,000,000	360,000,000
10132	701383 00009	SEPEDA MOTOR	TRIUMPH	BONNEVILLE T120	2018	1.000	342,000,000	342,000,000
10133	701383 00027	SEPEDA MOTOR	TRIUMPH	BONNEVILLE T120 ACE	2019	1.000	387,000,000	387,000,000
10134	701383 00028	SEPEDA MOTOR	TRIUMPH	BONNEVILLE T120 ACE CAFÉ	2019	1.000	387,000,000	387,000,000
10135	701383 00010	SEPEDA MOTOR	TRIUMPH	BONNEVILLE T120 BLACK	2019	1.000	360,000,000	360,000,000
10136	701383 00010	SEPEDA MOTOR	TRIUMPH	BONNEVILLE T120 BLACK	2018	1.000	342,000,000	342,000,000
10137	701383 00029	SEPEDA MOTOR	TRIUMPH	BONNEVILLE T120 DIAMOND	2019	1.000	387,000,000	387,000,000
10138	701383 00030	SEPEDA MOTOR	TRIUMPH	BONNEVILLE T120 DIAMOND EDITION	2019	1.000	387,000,000	387,000,000
10139	701383 00016	SEPEDA MOTOR	TRIUMPH	DAYTONA T 195 / 900cc	1999	1.000	79,200,000	79,200,000
10140	701383 00031	SEPEDA MOTOR	TRIUMPH	SCRAMBLER 1200 XC	2019	1.000	432,000,000	432,000,000
10141	701383 00032	SEPEDA MOTOR	TRIUMPH	SCRAMBLER 1200 XE	2019	1.000	445,500,000	445,500,000
10142	701383 00033	SEPEDA MOTOR	TRIUMPH	SPEED TWIN	2019	1.000	387,000,000	387,000,000
10143	701383 00011	SEPEDA MOTOR	TRIUMPH	STREET SCRAMBLER	2019	1.000	333,000,000	333,000,000
10144	701383 00011	SEPEDA MOTOR	TRIUMPH	STREET SCRAMBLER	2018	1.000	316,400,000	316,400,000
10145	701383 00012	SEPEDA MOTOR	TRIUMPH	STREET TRIPLE RS	2019	1.000	355,500,000	355,500,000
10146	701383 00012	SEPEDA MOTOR	TRIUMPH	STREET TRIPLE RS	2018	1.000	337,800,000	337,800,000
10147	701383 00013	SEPEDA MOTOR	TRIUMPH	STREET TWIN	2019	1.000	297,000,000	297,000,000
10148	701383 00013	SEPEDA MOTOR	TRIUMPH	STREET TWIN	2018	1.000	282,200,000	282,200,000
10149	701383 00017	SEPEDA MOTOR	TRIUMPH	T100 790cc	2003	1.000	78,900,000	78,900,000
10150	701383 00023	SEPEDA MOTOR	TRIUMPH	THRUXTON 865cc	2011	1.000	136,600,000	136,600,000
10151	701383 00014	SEPEDA MOTOR	TRIUMPH	THRUXTON R	2019	1.000	445,500,000	445,500,000
10152	701383 00014	SEPEDA MOTOR	TRIUMPH	THRUXTON R	2018	1.000	423,300,000	423,300,000
10153	701383 00034	SEPEDA MOTOR	TRIUMPH	THRUXTON R SE	2019	1.000	477,000,000	477,000,000
10154	701383 00035	SEPEDA MOTOR	TRIUMPH	THRUXTON TFC	2019	1.000	477,000,000	477,000,000
10155	701383 00036	SEPEDA MOTOR	TRIUMPH	TIGER 1200 XCA	2019	1.000	679,500,000	679,500,000
10156	701383 00037	SEPEDA MOTOR	TRIUMPH	TIGER 1200 XRX	2019	1.000	616,500,000	616,500,000
10157	701383 00015	SEPEDA MOTOR	TRIUMPH	TIGER 800 CXX	2019	1.000	418,500,000	418,500,000
10158	701383 00015	SEPEDA MOTOR	TRIUMPH	TIGER 800 CXX	2018	1.000	397,600,000	397,600,000
10159	701383 00020	SEPEDA MOTOR	TRIUMPH	TIGER EXPLORER	2012	1.000	333,600,000	333,600,000
10160	701383 00018	SEPEDA MOTOR	TRIUMPH	TRIPLE SPEED	1996	1.000	59,700,000	59,700,000
10161	701383 00019	SEPEDA MOTOR	TRIUMPH	TRIUMPH TROPHY 1200 CC	1999	1.000	92,200,000	92,200,000
10162	701384 00001	SEPEDA MOTOR	TURBO	BOSS 110/NEON-X110	2003	1.000	4,100,000	4,100,000
10163	701384 00001	SEPEDA MOTOR	TURBO	BOSS 110/NEON-X110	2002	1.000	4,000,000	4,000,000
10164	701384 00001	SEPEDA MOTOR	TURBO	BOSS 110/NEON-X110	2001	1.000	3,900,000	3,900,000
10165	701384 00002	SEPEDA MOTOR	TURBO	KASIMA 125 0 / 120cc	2004	1.000	4,900,000	4,900,000

NO	KODING	JENIS	MEREK	TIPE	TH BUAT	BOBOT	NJKB	DP PKB
1	2	3	4	5	6	7	8	9
10166	701384 00002	SEPEDA MOTOR	TURBO	KASIMA 125 O / 120cc	2003	1.000	4,500,000	4,500,000
10167	701384 00003	SEPEDA MOTOR	TURBO	KASIMA 125 Q / 100cc	2004	1.000	4,900,000	4,900,000
10168	701384 00003	SEPEDA MOTOR	TURBO	KASIMA 125 Q / 100cc	2003	1.000	4,500,000	4,500,000
10169	701384 00004	SEPEDA MOTOR	TURBO	NEON-X 100	2003	1.000	3,700,000	3,700,000
10170	701384 00004	SEPEDA MOTOR	TURBO	NEON-X 100	2002	1.000	3,600,000	3,600,000
10171	701384 00004	SEPEDA MOTOR	TURBO	NEON-X 100	2001	1.000	3,100,000	3,100,000
10172	701384 00005	SEPEDA MOTOR	TURBO	SMART 50cc	2004	1.000	2,500,000	2,500,000
10173	701384 00005	SEPEDA MOTOR	TURBO	SMART 50cc	2003	1.000	2,100,000	2,100,000
10174	701384 00006	SEPEDA MOTOR	TURBO	SPORTY 50cc	2004	1.000	2,500,000	2,500,000
10175	701384 00006	SEPEDA MOTOR	TURBO	SPORTY 50cc	2003	1.000	2,100,000	2,100,000
10176	701384 00007	SEPEDA MOTOR	TURBO	STREAM 50cc	2004	1.000	2,500,000	2,500,000
10177	701384 00007	SEPEDA MOTOR	TURBO	STREAM 50cc	2003	1.000	2,100,000	2,100,000
10178	701384 00008	SEPEDA MOTOR	TURBO	STRONG K-100cc	2003	1.000	3,700,000	3,700,000
10179	701384 00008	SEPEDA MOTOR	TURBO	STRONG K-100cc	2002	1.000	3,600,000	3,600,000
10180	701384 00008	SEPEDA MOTOR	TURBO	STRONG K-100cc	2001	1.000	3,100,000	3,100,000
10181	701384 00009	SEPEDA MOTOR	TURBO	STRONG X-100cc	2003	1.000	3,700,000	3,700,000
10182	701384 00009	SEPEDA MOTOR	TURBO	STRONG X-100cc	2002	1.000	3,600,000	3,600,000
10183	701384 00009	SEPEDA MOTOR	TURBO	STRONG X-100cc	2001	1.000	3,100,000	3,100,000
10184	701384 00010	SEPEDA MOTOR	TURBO	STRONG Z 100cc	2004	1.000	4,100,000	4,100,000
10185	701384 00010	SEPEDA MOTOR	TURBO	STRONG Z 100cc	2003	1.000	3,700,000	3,700,000
10186	701384 00010	SEPEDA MOTOR	TURBO	STRONG Z 100cc	2002	1.000	3,600,000	3,600,000
10187	701384 00010	SEPEDA MOTOR	TURBO	STRONG Z 100cc	2001	1.000	3,100,000	3,100,000
10188	701385 00001	SEPEDA MOTOR	TWA	125cc/175cc	1980	1.000	1,700,000	1,700,000
10189	701392 00001	SEPEDA MOTOR	VARIA	VS-100 SUPER-S	2001	1.000	3,100,000	3,100,000
10190	701392 00001	SEPEDA MOTOR	VARIA	VS-100 SUPER-S	2000	1.000	3,000,000	3,000,000
10191	701394 00001	SEPEDA MOTOR	VENUS	VN - 100	2003	1.000	3,700,000	3,700,000
10192	701394 00001	SEPEDA MOTOR	VENUS	VN - 100	2002	1.000	3,600,000	3,600,000
10193	701394 00001	SEPEDA MOTOR	VENUS	VN - 100	2001	1.000	3,100,000	3,100,000
10194	701394 00001	SEPEDA MOTOR	VENUS	VN - 100	2000	1.000	3,000,000	3,000,000
10195	701394 00002	SEPEDA MOTOR	VENUS	VN - 100 X	2003	1.000	3,700,000	3,700,000
10196	701394 00002	SEPEDA MOTOR	VENUS	VN - 100 X	2002	1.000	3,600,000	3,600,000
10197	701394 00002	SEPEDA MOTOR	VENUS	VN - 100 X	2001	1.000	3,100,000	3,100,000
10198	701394 00002	SEPEDA MOTOR	VENUS	VN - 100 X	2000	1.000	3,000,000	3,000,000
10199	701394 00003	SEPEDA MOTOR	VENUS	VS-100 SUPER-S	2002	1.000	3,600,000	3,600,000
10200	701395 00006	SEPEDA MOTOR	VESPA	3 C 7 V 47cc	1987	1.000	3,000,000	3,000,000
10201	701395 00006	SEPEDA MOTOR	VESPA	3 C 7 V 47cc	1980	1.000	500,000	500,000
10202	701395 00027	SEPEDA MOTOR	VESPA	3 SPEED 90cc (SPESIAL)	1986	1.000	3,100,000	3,100,000
10203	701395 00027	SEPEDA MOTOR	VESPA	3 SPEED 90cc (SPESIAL)	1985	1.000	3,000,000	3,000,000
10204	701395 00027	SEPEDA MOTOR	VESPA	3 SPEED 90cc (SPESIAL)	1984	1.000	2,800,000	2,800,000
10205	701395 00027	SEPEDA MOTOR	VESPA	3 SPEED 90cc (SPESIAL)	1983	1.000	2,600,000	2,600,000
10206	701395 00027	SEPEDA MOTOR	VESPA	3 SPEED 90cc (SPESIAL)	1982	1.000	2,400,000	2,400,000
10207	701395 00027	SEPEDA MOTOR	VESPA	3 SPEED 90cc (SPESIAL)	1981	1.000	2,300,000	2,300,000
10208	701395 00027	SEPEDA MOTOR	VESPA	3 SPEED 90cc (SPESIAL)	1980	1.000	500,000	500,000
10209	701395 00027	SEPEDA MOTOR	VESPA	3 SPEED 90cc (SPESIAL)	1979	1.000	500,000	500,000
10210	701395 00027	SEPEDA MOTOR	VESPA	3 SPEED 90cc (SPESIAL)	1978	1.000	500,000	500,000
10211	701395 00027	SEPEDA MOTOR	VESPA	3 SPEED 90cc (SPESIAL)	1977	1.000	500,000	500,000
10212	701395 00007	SEPEDA MOTOR	VESPA	CORSA 125cc / PK 125 CORSA	2006	1.000	7,100,000	7,100,000
10213	701395 00007	SEPEDA MOTOR	VESPA	CORSA 125cc / PK 125 CORSA	2005	1.000	6,900,000	6,900,000
10214	701395 00007	SEPEDA MOTOR	VESPA	CORSA 125cc / PK 125 CORSA	2004	1.000	6,800,000	6,800,000
10215	701395 00007	SEPEDA MOTOR	VESPA	CORSA 125cc / PK 125 CORSA	2003	1.000	6,300,000	6,300,000
10216	701395 00007	SEPEDA MOTOR	VESPA	CORSA 125cc / PK 125 CORSA	2002	1.000	6,200,000	6,200,000
10217	701395 00007	SEPEDA MOTOR	VESPA	CORSA 125cc / PK 125 CORSA	2001	1.000	6,100,000	6,100,000
10218	701395 00007	SEPEDA MOTOR	VESPA	CORSA 125cc / PK 125 CORSA	2000	1.000	6,000,000	6,000,000
10219	701395 00007	SEPEDA MOTOR	VESPA	CORSA 125cc / PK 125 CORSA	1999	1.000	5,300,000	5,300,000
10220	701395 00007	SEPEDA MOTOR	VESPA	CORSA 125cc / PK 125 CORSA	1998	1.000	4,600,000	4,600,000
10221	701395 00007	SEPEDA MOTOR	VESPA	CORSA 125cc / PK 125 CORSA	1997	1.000	4,000,000	4,000,000
10222	701395 00007	SEPEDA MOTOR	VESPA	CORSA 125cc / PK 125 CORSA	1996	1.000	3,800,000	3,800,000
10223	701395 00007	SEPEDA MOTOR	VESPA	CORSA 125cc / PK 125 CORSA	1995	1.000	3,500,000	3,500,000
10224	701395 00007	SEPEDA MOTOR	VESPA	CORSA 125cc / PK 125 CORSA	1994	1.000	3,300,000	3,300,000
10225	701395 00007	SEPEDA MOTOR	VESPA	CORSA 125cc / PK 125 CORSA	1993	1.000	3,100,000	3,100,000
10226	701395 00007	SEPEDA MOTOR	VESPA	CORSA 125cc / PK 125 CORSA	1992	1.000	2,900,000	2,900,000
10227	701395 00008	SEPEDA MOTOR	VESPA	CORSA 90 CC	1985	1.000	3,200,000	3,200,000
10228	701395 00008	SEPEDA MOTOR	VESPA	CORSA 90 CC	1984	1.000	3,100,000	3,100,000
10229	701395 00008	SEPEDA MOTOR	VESPA	CORSA 90 CC	1983	1.000	3,000,000	3,000,000
10230	701395 00008	SEPEDA MOTOR	VESPA	CORSA 90 CC	1982	1.000	2,900,000	2,900,000
10231	701395 00008	SEPEDA MOTOR	VESPA	CORSA 90 CC	1981	1.000	2,800,000	2,800,000
10232	701395 00008	SEPEDA MOTOR	VESPA	CORSA 90 CC	1980	1.000	2,700,000	2,700,000
10233	701395 00010	SEPEDA MOTOR	VESPA	GL 3 SPEED 125/150 CC	1981	1.000	1,900,000	1,900,000
10234	701395 00010	SEPEDA MOTOR	VESPA	GL 3 SPEED 125/150 CC	1980	1.000	1,000,000	1,000,000
10235	701395 00009	SEPEDA MOTOR	VESPA	G S	1980	1.000	700,000	700,000
10236	701395 00028	SEPEDA MOTOR	VESPA	GTS 250	2011	1.000	63,600,000	63,600,000
10237	701395 00028	SEPEDA MOTOR	VESPA	GTS 250	2010	1.000	62,300,000	62,300,000
10238	701395 00028	SEPEDA MOTOR	VESPA	GTS 250	2009	1.000	60,400,000	60,400,000
10239	701395 00001	SEPEDA MOTOR	VESPA	GTS 300 SS ABS MIV	2019	1.000	85,100,000	85,100,000
10240	701395 00001	SEPEDA MOTOR	VESPA	GTS 300 SS ABS MIV	2018	1.000	80,900,000	80,900,000
10241	701395 00002	SEPEDA MOTOR	VESPA	GTS IGET 150 ABS	2019	1.000	39,000,000	39,000,000
10242	701395 00002	SEPEDA MOTOR	VESPA	GTS IGET 150 ABS	2018	1.000	37,100,000	37,100,000
10243	701395 00029	SEPEDA MOTOR	VESPA	GTV 250 / X-EVO 250	2011	1.000	65,900,000	65,900,000
10244	701395 00029	SEPEDA MOTOR	VESPA	GTV 250 / X-EVO 250	2010	1.000	64,600,000	64,600,000
10245	701395 00029	SEPEDA MOTOR	VESPA	GTV 250 / X-EVO 250	2009	1.000	62,600,000	62,600,000
10246	701395 00003	SEPEDA MOTOR	VESPA	GTV SEIGIORNI	2019	1.000	148,300,000	148,300,000
10247	701395 00003	SEPEDA MOTOR	VESPA	GTV SEIGIORNI	2018	1.000	140,900,000	140,900,000
10248	701395 00011	SEPEDA MOTOR	VESPA	NEW PX 150	2009	1.000	9,600,000	9,600,000
10249	701395 00011	SEPEDA MOTOR	VESPA	NEW PX 150	2008	1.000	9,300,000	9,300,000
10250	701395 00011	SEPEDA MOTOR	VESPA	NEW PX 150	2007	1.000	8,900,000	8,900,000
10251	701395 00011	SEPEDA MOTOR	VESPA	NEW PX 150	2006	1.000	8,600,000	8,600,000
10252	701395 00011	SEPEDA MOTOR	VESPA	NEW PX 150	2005	1.000	8,300,000	8,300,000
10253	701395 00011	SEPEDA MOTOR	VESPA	NEW PX 150	2004	1.000	8,200,000	8,200,000
10254	701395 00012	SEPEDA MOTOR	VESPA	P 100 TS / 100 CC	1985	1.000	2,800,000	2,800,000
10255	701395 00012	SEPEDA MOTOR	VESPA	P 100 TS / 100 CC	1984	1.000	2,700,000	2,700,000

NO	KODING	JENIS	MEREK	TIPE	TH BUAT	BOBOT	NJKB	DP PKB
1	2	3	4	5	6	7	8	9
10436	701395 00020	SEPEDA MOTOR	VESPA	P 200 XE SPARTAN	1991	1.000	4,500,000	4,500,000
10437	701395 00020	SEPEDA MOTOR	VESPA	P 200 XE SPARTAN	1990	1.000	4,300,000	4,300,000
10438	701395 00020	SEPEDA MOTOR	VESPA	P 200 XE SPARTAN	1989	1.000	4,200,000	4,200,000
10439	701395 00020	SEPEDA MOTOR	VESPA	P 200 XE SPARTAN	1988	1.000	4,000,000	4,000,000
10440	701395 00020	SEPEDA MOTOR	VESPA	P 200 XE SPARTAN	1987	1.000	3,900,000	3,900,000
10441	701395 00020	SEPEDA MOTOR	VESPA	P 200 XE SPARTAN	1986	1.000	3,700,000	3,700,000
10442	701395 00020	SEPEDA MOTOR	VESPA	P 200 XE SPARTAN	1985	1.000	3,500,000	3,500,000
10443	701395 00020	SEPEDA MOTOR	VESPA	P 200 XE SPARTAN	1980	1.000	1,200,000	1,200,000
10444	701395 00004	SEPEDA MOTOR	VESPA	PRIMAVERA IGET 150 ABS	2019	1.000	30,800,000	30,800,000
10445	701395 00004	SEPEDA MOTOR	VESPA	PRIMAVERA IGET 150 ABS	2018	1.000	29,300,000	29,300,000
10446	701395 00033	SEPEDA MOTOR	VESPA	PX 150 EXCEL-ES	1980	1.000	700,000	700,000
10447	701395 00021	SEPEDA MOTOR	VESPA	PX 150 EXCEL-ES/KS	2003	1.000	7,700,000	7,700,000
10448	701395 00021	SEPEDA MOTOR	VESPA	PX 150 EXCEL-ES/KS	2002	1.000	7,600,000	7,600,000
10449	701395 00021	SEPEDA MOTOR	VESPA	PX 150 EXCEL-ES/KS	2001	1.000	7,500,000	7,500,000
10450	701395 00021	SEPEDA MOTOR	VESPA	PX 150 EXCEL-ES/KS	2000	1.000	7,500,000	7,500,000
10451	701395 00021	SEPEDA MOTOR	VESPA	PX 150 EXCEL-ES/KS	1999	1.000	6,300,000	6,300,000
10452	701395 00021	SEPEDA MOTOR	VESPA	PX 150 EXCEL-ES/KS	1998	1.000	5,600,000	5,600,000
10453	701395 00021	SEPEDA MOTOR	VESPA	PX 150 EXCEL-ES/KS	1997	1.000	5,500,000	5,500,000
10454	701395 00021	SEPEDA MOTOR	VESPA	PX 150 EXCEL-ES/KS	1996	1.000	5,200,000	5,200,000
10455	701395 00021	SEPEDA MOTOR	VESPA	PX 150 EXCEL-ES/KS	1995	1.000	5,000,000	5,000,000
10456	701395 00021	SEPEDA MOTOR	VESPA	PX 150 EXCEL-ES/KS	1994	1.000	4,800,000	4,800,000
10457	701395 00021	SEPEDA MOTOR	VESPA	PX 150 EXCEL-ES/KS	1993	1.000	4,600,000	4,600,000
10458	701395 00021	SEPEDA MOTOR	VESPA	PX 150 EXCEL-ES/KS	1992	1.000	4,400,000	4,400,000
10459	701395 00021	SEPEDA MOTOR	VESPA	PX 150 EXCEL-ES/KS	1991	1.000	4,200,000	4,200,000
10460	701395 00021	SEPEDA MOTOR	VESPA	PX 150 EXCEL-ES/KS	1990	1.000	4,000,000	4,000,000
10461	701395 00021	SEPEDA MOTOR	VESPA	PX 150 EXCEL-ES/KS	1989	1.000	3,800,000	3,800,000
10462	701395 00021	SEPEDA MOTOR	VESPA	PX 150 EXCEL-ES/KS	1988	1.000	3,600,000	3,600,000
10463	701395 00021	SEPEDA MOTOR	VESPA	PX 150 EXCEL-ES/KS	1987	1.000	3,400,000	3,400,000
10464	701395 00021	SEPEDA MOTOR	VESPA	PX 150 EXCEL-ES/KS	1986	1.000	3,200,000	3,200,000
10465	701395 00021	SEPEDA MOTOR	VESPA	PX 150 EXCEL-ES/KS	1985	1.000	3,000,000	3,000,000
10466	701395 00021	SEPEDA MOTOR	VESPA	PX 150 EXCEL-ES/KS	1984	1.000	2,800,000	2,800,000
10467	701395 00034	SEPEDA MOTOR	VESPA	PX 150 EXCEL-KS	1980	1.000	700,000	700,000
10468	701395 00022	SEPEDA MOTOR	VESPA	PX 150 EXCLUSIVE	2005	1.000	8,300,000	8,300,000
10469	701395 00022	SEPEDA MOTOR	VESPA	PX 150 EXCLUSIVE	2004	1.000	8,200,000	8,200,000
10470	701395 00022	SEPEDA MOTOR	VESPA	PX 150 EXCLUSIVE	2003	1.000	7,700,000	7,700,000
10471	701395 00022	SEPEDA MOTOR	VESPA	PX 150 EXCLUSIVE	2002	1.000	7,600,000	7,600,000
10472	701395 00022	SEPEDA MOTOR	VESPA	PX 150 EXCLUSIVE	2001	1.000	7,500,000	7,500,000
10473	701395 00022	SEPEDA MOTOR	VESPA	PX 150 EXCLUSIVE	2000	1.000	7,400,000	7,400,000
10474	701395 00022	SEPEDA MOTOR	VESPA	PX 150 EXCLUSIVE	1999	1.000	6,300,000	6,300,000
10475	701395 00022	SEPEDA MOTOR	VESPA	PX 150 EXCLUSIVE	1998	1.000	5,600,000	5,600,000
10476	701395 00022	SEPEDA MOTOR	VESPA	PX 150 EXCLUSIVE	1997	1.000	5,500,000	5,500,000
10477	701395 00022	SEPEDA MOTOR	VESPA	PX 150 EXCLUSIVE	1996	1.000	5,200,000	5,200,000
10478	701395 00022	SEPEDA MOTOR	VESPA	PX 150 EXCLUSIVE	1995	1.000	5,000,000	5,000,000
10479	701395 00022	SEPEDA MOTOR	VESPA	PX 150 EXCLUSIVE	1994	1.000	4,800,000	4,800,000
10480	701395 00022	SEPEDA MOTOR	VESPA	PX 150 EXCLUSIVE	1993	1.000	4,600,000	4,600,000
10481	701395 00022	SEPEDA MOTOR	VESPA	PX 150 EXCLUSIVE	1992	1.000	4,400,000	4,400,000
10482	701395 00022	SEPEDA MOTOR	VESPA	PX 150 EXCLUSIVE	1991	1.000	4,200,000	4,200,000
10483	701395 00022	SEPEDA MOTOR	VESPA	PX 150 EXCLUSIVE	1990	1.000	4,000,000	4,000,000
10484	701395 00022	SEPEDA MOTOR	VESPA	PX 150 EXCLUSIVE	1989	1.000	3,800,000	3,800,000
10485	701395 00022	SEPEDA MOTOR	VESPA	PX 150 EXCLUSIVE	1988	1.000	3,600,000	3,600,000
10486	701395 00022	SEPEDA MOTOR	VESPA	PX 150 EXCLUSIVE	1987	1.000	3,400,000	3,400,000
10487	701395 00022	SEPEDA MOTOR	VESPA	PX 150 EXCLUSIVE	1986	1.000	3,200,000	3,200,000
10488	701395 00022	SEPEDA MOTOR	VESPA	PX 150 EXCLUSIVE	1985	1.000	3,000,000	3,000,000
10489	701395 00022	SEPEDA MOTOR	VESPA	PX 150 EXCLUSIVE	1984	1.000	2,800,000	2,800,000
10490	701395 00022	SEPEDA MOTOR	VESPA	PX 150 EXCLUSIVE	1983	1.000	2,700,000	2,700,000
10491	701395 00022	SEPEDA MOTOR	VESPA	PX 150 EXCLUSIVE	1982	1.000	2,400,000	2,400,000
10492	701395 00022	SEPEDA MOTOR	VESPA	PX 150 EXCLUSIVE	1981	1.000	2,300,000	2,300,000
10493	701395 00022	SEPEDA MOTOR	VESPA	PX 150 EXCLUSIVE	1980	1.000	500,000	500,000
10494	701395 00023	SEPEDA MOTOR	VESPA	PX 200 E	1993	1.000	4,800,000	4,800,000
10495	701395 00023	SEPEDA MOTOR	VESPA	PX 200 E	1992	1.000	4,600,000	4,600,000
10496	701395 00023	SEPEDA MOTOR	VESPA	PX 200 E	1991	1.000	4,500,000	4,500,000
10497	701395 00023	SEPEDA MOTOR	VESPA	PX 200 E	1990	1.000	4,300,000	4,300,000
10498	701395 00023	SEPEDA MOTOR	VESPA	PX 200 E	1989	1.000	4,200,000	4,200,000
10499	701395 00023	SEPEDA MOTOR	VESPA	PX 200 E	1988	1.000	4,000,000	4,000,000
10500	701395 00023	SEPEDA MOTOR	VESPA	PX 200 E	1987	1.000	3,900,000	3,900,000
10501	701395 00023	SEPEDA MOTOR	VESPA	PX 200 E	1986	1.000	3,700,000	3,700,000
10502	701395 00023	SEPEDA MOTOR	VESPA	PX 200 E	1985	1.000	3,500,000	3,500,000
10503	701395 00023	SEPEDA MOTOR	VESPA	PX 200 E	1980	1.000	1,200,000	1,200,000
10504	701395 00030	SEPEDA MOTOR	VESPA	S 125	2010	1.000	43,200,000	43,200,000
10505	701395 00030	SEPEDA MOTOR	VESPA	S 125	2009	1.000	41,000,000	41,000,000
10506	701395 00024	SEPEDA MOTOR	VESPA	SPRINT 4 SPEED 150 CC	1981	1.000	2,800,000	2,800,000
10507	701395 00024	SEPEDA MOTOR	VESPA	SPRINT 4 SPEED 150 CC	1980	1.000	1,500,000	1,500,000
10508	701395 00024	SEPEDA MOTOR	VESPA	SPRINT 4 SPEED 150 CC	1979	1.000	1,500,000	1,500,000
10509	701395 00024	SEPEDA MOTOR	VESPA	SPRINT 4 SPEED 150 CC	1978	1.000	1,500,000	1,500,000
10510	701395 00024	SEPEDA MOTOR	VESPA	SPRINT 4 SPEED 150 CC	1976	1.000	1,500,000	1,500,000
10511	701395 00024	SEPEDA MOTOR	VESPA	SPRINT 4 SPEED 150 CC	1975	1.000	1,500,000	1,500,000
10512	701395 00024	SEPEDA MOTOR	VESPA	SPRINT 4 SPEED 150 CC	1970	1.000	1,500,000	1,500,000
10513	701395 00024	SEPEDA MOTOR	VESPA	SPRINT 4 SPEED 150 CC	1966	1.000	1,500,000	1,500,000
10514	701395 00005	SEPEDA MOTOR	VESPA	SPRINT IGET 150 ABS	2019	1.000	32,800,000	32,800,000
10515	701395 00005	SEPEDA MOTOR	VESPA	SPRINT IGET 150 ABS	2018	1.000	31,200,000	31,200,000
10516	701395 00005	SEPEDA MOTOR	VESPA	SPRINT IGET 150 ABS	1981	1.000	1,000,000	1,000,000
10517	701395 00005	SEPEDA MOTOR	VESPA	SPRINT IGET 150 ABS	1980	1.000	1,000,000	1,000,000
10518	701395 00025	SEPEDA MOTOR	VESPA	SUPER 4 SPEED 150 CC	1980	1.000	1,200,000	1,200,000
10519	701395 00025	SEPEDA MOTOR	VESPA	SUPER 4 SPEED 150 CC	1977	1.000	1,200,000	1,200,000
10520	701395 00026	SEPEDA MOTOR	VESPA	VS-100 SUPER-S	2003	1.000	5,500,000	5,500,000
10521	701396 00033	SEPEDA MOTOR	VIAR	CM 125 T-4	2015	1.000	7,600,000	7,600,000
10522	701396 00033	SEPEDA MOTOR	VIAR	CM 125 T-4	2014	1.000	7,500,000	7,500,000
10523	701396 00033	SEPEDA MOTOR	VIAR	CM 125 T-4	2013	1.000	7,400,000	7,400,000
10524	701396 00033	SEPEDA MOTOR	VIAR	CM 125 T-4	2012	1.000	6,000,000	6,000,000
10525	701396 00033	SEPEDA MOTOR	VIAR	CM 125 T-4	2011	1.000	5,700,000	5,700,000

NO	KODING	JENIS	MEREK	TIPE	TH BUAT	BOBOT	NJKB	DP PKB
1	2	3	4	5	6	7	8	9
10526	701396 00031	SEPEDA MOTOR	VIAR	KARYA 2 VR 200 3R	2015	1.000	10,400,000	10,400,000
10527	701396 00031	SEPEDA MOTOR	VIAR	KARYA 2 VR 200 3R	2014	1.000	10,100,000	10,100,000
10528	701396 00031	SEPEDA MOTOR	VIAR	KARYA 2 VR 200 3R	2013	1.000	9,800,000	9,800,000
10529	701396 00020	SEPEDA MOTOR	VIAR	MAXIPRO	2015	1.000	8,600,000	8,600,000
10530	701396 00020	SEPEDA MOTOR	VIAR	MAXIPRO	2014	1.000	8,500,000	8,500,000
10531	701396 00020	SEPEDA MOTOR	VIAR	MAXIPRO	2013	1.000	8,400,000	8,400,000
10532	701396 00020	SEPEDA MOTOR	VIAR	MAXIPRO	2012	1.000	7,200,000	7,200,000
10533	701396 00020	SEPEDA MOTOR	VIAR	MAXIPRO	2011	1.000	6,900,000	6,900,000
10534	701396 00020	SEPEDA MOTOR	VIAR	MAXIPRO	2010	1.000	6,500,000	6,500,000
10535	701396 00020	SEPEDA MOTOR	VIAR	MAXIPRO	2009	1.000	6,100,000	6,100,000
10536	701396 00020	SEPEDA MOTOR	VIAR	MAXIPRO	2008	1.000	5,900,000	5,900,000
10537	701396 00020	SEPEDA MOTOR	VIAR	MAXIPRO	2007	1.000	5,700,000	5,700,000
10538	701396 00020	SEPEDA MOTOR	VIAR	MAXIPRO	2006	1.000	5,300,000	5,300,000
10539	701396 00037	SEPEDA MOTOR	VIAR	TN 150 3R	2015	1.000	8,600,000	8,600,000
10540	701396 00037	SEPEDA MOTOR	VIAR	TN 150 3R	2014	1.000	8,500,000	8,500,000
10541	701396 00038	SEPEDA MOTOR	VIAR	TN 150 3X	2015	1.000	8,600,000	8,600,000
10542	701396 00038	SEPEDA MOTOR	VIAR	TN 150 3X	2014	1.000	8,500,000	8,500,000
10543	701396 00005	SEPEDA MOTOR	VIAR	V 15 T	2018	1.000	14,600,000	14,600,000
10544	701396 00005	SEPEDA MOTOR	VIAR	V 15 T	2017	1.000	14,400,000	14,400,000
10545	701396 00005	SEPEDA MOTOR	VIAR	V 15 T	2016	1.000	14,200,000	14,200,000
10546	701396 00005	SEPEDA MOTOR	VIAR	V 15 T	2015	1.000	14,000,000	14,000,000
10547	701396 00005	SEPEDA MOTOR	VIAR	V 15 T	2014	1.000	13,800,000	13,800,000
10548	701396 00005	SEPEDA MOTOR	VIAR	V 15 T	2013	1.000	13,600,000	13,600,000
10549	701396 00005	SEPEDA MOTOR	VIAR	V 15 T	2012	1.000	13,400,000	13,400,000
10550	701396 00056	SEPEDA MOTOR	VIAR	V 15 T M/T	2019	1.000	14,900,000	14,900,000
10551	701396 00001	SEPEDA MOTOR	VIAR	V 1 E	2018	1.000	8,100,000	8,100,000
10552	701396 00001	SEPEDA MOTOR	VIAR	V 1 E	2017	1.000	8,000,000	8,000,000
10553	701396 00054	SEPEDA MOTOR	VIAR	V 1 E A/T	2019	1.000	12,900,000	12,900,000
10554	701396 00002	SEPEDA MOTOR	VIAR	V 1 Q	2018	1.000	7,700,000	7,700,000
10555	701396 00002	SEPEDA MOTOR	VIAR	V 1 Q	2017	1.000	7,600,000	7,600,000
10556	701396 00003	SEPEDA MOTOR	VIAR	V 1 Q A/T	2019	1.000	14,000,000	14,000,000
10557	701396 00003	SEPEDA MOTOR	VIAR	V 1 Q A/T	2018	1.000	13,300,000	13,300,000
10558	701396 00004	SEPEDA MOTOR	VIAR	V 1 Z	2018	1.000	5,400,000	5,400,000
10559	701396 00004	SEPEDA MOTOR	VIAR	V 1 Z	2017	1.000	5,400,000	5,400,000
10560	701396 00004	SEPEDA MOTOR	VIAR	V 1 Z	2016	1.000	5,300,000	5,300,000
10561	701396 00004	SEPEDA MOTOR	VIAR	V 1 Z	2015	1.000	5,200,000	5,200,000
10562	701396 00055	SEPEDA MOTOR	VIAR	V 1 Z M/T	2019	1.000	6,400,000	6,400,000
10563	701396 00006	SEPEDA MOTOR	VIAR	V 20 M	2018	1.000	8,100,000	8,100,000
10564	701396 00006	SEPEDA MOTOR	VIAR	V 20 M	2017	1.000	8,000,000	8,000,000
10565	701396 00057	SEPEDA MOTOR	VIAR	V 20 M A/T	2019	1.000	19,500,000	19,500,000
10566	701396 00036	SEPEDA MOTOR	VIAR	V 20 T	2018	1.000	9,500,000	9,500,000
10567	701396 00036	SEPEDA MOTOR	VIAR	V 20 T	2017	1.000	9,000,000	9,000,000
10568	701396 00036	SEPEDA MOTOR	VIAR	V 20 T	2016	1.000	8,600,000	8,600,000
10569	701396 00036	SEPEDA MOTOR	VIAR	V 20 T	2015	1.000	8,200,000	8,200,000
10570	701396 00058	SEPEDA MOTOR	VIAR	V 20 T M/T	2019	1.000	20,900,000	20,900,000
10571	701396 00009	SEPEDA MOTOR	VIAR	V25 HD	2018	1.000	9,900,000	9,900,000
10572	701396 00009	SEPEDA MOTOR	VIAR	V25 HD	2017	1.000	9,800,000	9,800,000
10573	701396 00009	SEPEDA MOTOR	VIAR	V25 HD	2016	1.000	9,700,000	9,700,000
10574	701396 00009	SEPEDA MOTOR	VIAR	V25 HD	2015	1.000	9,600,000	9,600,000
10575	701396 00009	SEPEDA MOTOR	VIAR	V25 HD	2014	1.000	9,500,000	9,500,000
10576	701396 00009	SEPEDA MOTOR	VIAR	V25 HD	2013	1.000	9,400,000	9,400,000
10577	701396 00009	SEPEDA MOTOR	VIAR	V25 HD	2012	1.000	9,300,000	9,300,000
10578	701396 00059	SEPEDA MOTOR	VIAR	V 25 HD M/T	2019	1.000	33,300,000	33,300,000
10579	701396 00007	SEPEDA MOTOR	VIAR	V 25 T	2018	1.000	32,700,000	32,700,000
10580	701396 00060	SEPEDA MOTOR	VIAR	V 25 T M/T	2019	1.000	34,100,000	34,100,000
10581	701396 00008	SEPEDA MOTOR	VIAR	V 20 T	2018	1.000	18,700,000	18,700,000
10582	701396 00010	SEPEDA MOTOR	VIAR	VIX R 2	2018	1.000	8,100,000	8,100,000
10583	701396 00010	SEPEDA MOTOR	VIAR	VIX R 2	2017	1.000	8,000,000	8,000,000
10584	701396 00010	SEPEDA MOTOR	VIAR	VIX R 2	2016	1.000	7,900,000	7,900,000
10585	701396 00010	SEPEDA MOTOR	VIAR	VIX R 2	2015	1.000	7,800,000	7,800,000
10586	701396 00010	SEPEDA MOTOR	VIAR	VIX R 2	2014	1.000	7,700,000	7,700,000
10587	701396 00010	SEPEDA MOTOR	VIAR	VIX R 2	2013	1.000	7,600,000	7,600,000
10588	701396 00010	SEPEDA MOTOR	VIAR	VIX R 2	2012	1.000	7,500,000	7,500,000
10589	701396 00061	SEPEDA MOTOR	VIAR	VIX R 2 M/T	2019	1.000	19,600,000	19,600,000
10590	701396 00011	SEPEDA MOTOR	VIAR	VR 100 CX	2018	1.000	5,000,000	5,000,000
10591	701396 00011	SEPEDA MOTOR	VIAR	VR 100 CX	2017	1.000	4,900,000	4,900,000
10592	701396 00011	SEPEDA MOTOR	VIAR	VR 100 CX	2016	1.000	4,800,000	4,800,000
10593	701396 00011	SEPEDA MOTOR	VIAR	VR 100 CX	2015	1.000	4,700,000	4,700,000
10594	701396 00011	SEPEDA MOTOR	VIAR	VR 100 CX	2014	1.000	4,600,000	4,600,000
10595	701396 00011	SEPEDA MOTOR	VIAR	VR 100 CX	2013	1.000	4,500,000	4,500,000
10596	701396 00011	SEPEDA MOTOR	VIAR	VR 100 CX	2012	1.000	4,400,000	4,400,000
10597	701396 00011	SEPEDA MOTOR	VIAR	VR 100 CX	2011	1.000	4,300,000	4,300,000
10598	701396 00011	SEPEDA MOTOR	VIAR	VR 100 CX	2010	1.000	4,200,000	4,200,000
10599	701396 00011	SEPEDA MOTOR	VIAR	VR 100 CX	2009	1.000	4,100,000	4,100,000
10600	701396 00011	SEPEDA MOTOR	VIAR	VR 100 CX	2008	1.000	4,000,000	4,000,000
10601	701396 00062	SEPEDA MOTOR	VIAR	VR 100 CX M/T	2019	1.000	5,900,000	5,900,000
10602	701396 00012	SEPEDA MOTOR	VIAR	VR 100 FR	2019	1.000	6,500,000	6,500,000
10603	701396 00012	SEPEDA MOTOR	VIAR	VR 100 FR	2018	1.000	6,200,000	6,200,000
10604	701396 00012	SEPEDA MOTOR	VIAR	VR 100 FR	2017	1.000	5,900,000	5,900,000
10605	701396 00012	SEPEDA MOTOR	VIAR	VR 100 FR	2016	1.000	5,700,000	5,700,000
10606	701396 00012	SEPEDA MOTOR	VIAR	VR 100 FR	2015	1.000	5,500,000	5,500,000
10607	701396 00012	SEPEDA MOTOR	VIAR	VR 100 FR	2014	1.000	5,300,000	5,300,000
10608	701396 00012	SEPEDA MOTOR	VIAR	VR 100 FR	2013	1.000	5,100,000	5,100,000
10609	701396 00012	SEPEDA MOTOR	VIAR	VR 100 FR	2012	1.000	4,900,000	4,900,000
10610	701396 00012	SEPEDA MOTOR	VIAR	VR 100 FR	2011	1.000	4,700,000	4,700,000
10611	701396 00012	SEPEDA MOTOR	VIAR	VR 100 FR	2010	1.000	4,500,000	4,500,000
10612	701396 00012	SEPEDA MOTOR	VIAR	VR 100 FR	2009	1.000	4,300,000	4,300,000
10613	701396 00012	SEPEDA MOTOR	VIAR	VR 100 FR	2008	1.000	4,100,000	4,100,000
10614	701396 00012	SEPEDA MOTOR	VIAR	VR 100 FR	2007	1.000	3,900,000	3,900,000
10615	701396 00012	SEPEDA MOTOR	VIAR	VR 100 FR	2006	1.000	3,800,000	3,800,000

NO	KODING	JENIS	MEREK	TIPE	TH BUAT	BOBOT	NJKB	DP PKB
1	2	3	4	5	6	7	8	9
10616	701396 00012	SEPEDA MOTOR	VIAR	VR 100 FR	2005	1.000	3,700,000	3,700,000
10617	701396 00012	SEPEDA MOTOR	VIAR	VR 100 FR	2004	1.000	3,600,000	3,600,000
10618	701396 00013	SEPEDA MOTOR	VIAR	VR 100 JT Z	2018	1.000	5,000,000	5,000,000
10619	701396 00013	SEPEDA MOTOR	VIAR	VR 100 JT Z	2017	1.000	4,900,000	4,900,000
10620	701396 00013	SEPEDA MOTOR	VIAR	VR 100 JT Z	2016	1.000	4,800,000	4,800,000
10621	701396 00013	SEPEDA MOTOR	VIAR	VR 100 JT Z	2015	1.000	4,700,000	4,700,000
10622	701396 00013	SEPEDA MOTOR	VIAR	VR 100 JT Z	2014	1.000	4,600,000	4,600,000
10623	701396 00013	SEPEDA MOTOR	VIAR	VR 100 JT Z	2013	1.000	4,500,000	4,500,000
10624	701396 00013	SEPEDA MOTOR	VIAR	VR 100 JT Z	2012	1.000	4,400,000	4,400,000
10625	701396 00013	SEPEDA MOTOR	VIAR	VR 100 JT Z	2011	1.000	4,300,000	4,300,000
10626	701396 00013	SEPEDA MOTOR	VIAR	VR 100 JT Z	2010	1.000	4,200,000	4,200,000
10627	701396 00013	SEPEDA MOTOR	VIAR	VR 100 JT Z	2009	1.000	4,100,000	4,100,000
10628	701396 00013	SEPEDA MOTOR	VIAR	VR 100 JT Z	2008	1.000	4,000,000	4,000,000
10629	701396 00013	SEPEDA MOTOR	VIAR	VR 100 JT Z	2007	1.000	3,900,000	3,900,000
10630	701396 00013	SEPEDA MOTOR	VIAR	VR 100 JT Z	2006	1.000	3,800,000	3,800,000
10631	701396 00063	SEPEDA MOTOR	VIAR	VR 100 JT Z M/T	2019	1.000	5,900,000	5,900,000
10632	701396 00021	SEPEDA MOTOR	VIAR	VR 100 WN	2015	1.000	6,300,000	6,300,000
10633	701396 00021	SEPEDA MOTOR	VIAR	VR 100 WN	2014	1.000	6,200,000	6,200,000
10634	701396 00021	SEPEDA MOTOR	VIAR	VR 100 WN	2013	1.000	6,100,000	6,100,000
10635	701396 00021	SEPEDA MOTOR	VIAR	VR 100 WN	2012	1.000	6,000,000	6,000,000
10636	701396 00021	SEPEDA MOTOR	VIAR	VR 100 WN	2011	1.000	5,700,000	5,700,000
10637	701396 00021	SEPEDA MOTOR	VIAR	VR 100 WN	2010	1.000	5,400,000	5,400,000
10638	701396 00021	SEPEDA MOTOR	VIAR	VR 100 WN	2009	1.000	5,300,000	5,300,000
10639	701396 00021	SEPEDA MOTOR	VIAR	VR 100 WN	2008	1.000	5,200,000	5,200,000
10640	701396 00021	SEPEDA MOTOR	VIAR	VR 100 WN	2007	1.000	5,100,000	5,100,000
10641	701396 00021	SEPEDA MOTOR	VIAR	VR 100 WN	2006	1.000	4,800,000	4,800,000
10642	701396 00021	SEPEDA MOTOR	VIAR	VR 100 WN	2005	1.000	4,500,000	4,500,000
10643	701396 00014	SEPEDA MOTOR	VIAR	VR 100 Z	2018	1.000	5,000,000	5,000,000
10644	701396 00014	SEPEDA MOTOR	VIAR	VR 100 Z	2017	1.000	4,900,000	4,900,000
10645	701396 00014	SEPEDA MOTOR	VIAR	VR 100 Z	2016	1.000	4,800,000	4,800,000
10646	701396 00014	SEPEDA MOTOR	VIAR	VR 100 Z	2015	1.000	4,700,000	4,700,000
10647	701396 00014	SEPEDA MOTOR	VIAR	VR 100 Z	2014	1.000	4,600,000	4,600,000
10648	701396 00014	SEPEDA MOTOR	VIAR	VR 100 Z	2013	1.000	4,500,000	4,500,000
10649	701396 00014	SEPEDA MOTOR	VIAR	VR 100 Z	2012	1.000	4,400,000	4,400,000
10650	701396 00014	SEPEDA MOTOR	VIAR	VR 100 Z	2011	1.000	4,300,000	4,300,000
10651	701396 00014	SEPEDA MOTOR	VIAR	VR 100 Z	2010	1.000	4,200,000	4,200,000
10652	701396 00014	SEPEDA MOTOR	VIAR	VR 100 Z	2009	1.000	4,100,000	4,100,000
10653	701396 00064	SEPEDA MOTOR	VIAR	VR 100 Z M/T	2019	1.000	5,600,000	5,600,000
10654	701396 00015	SEPEDA MOTOR	VIAR	VR 12 M	2018	1.000	5,900,000	5,900,000
10655	701396 00015	SEPEDA MOTOR	VIAR	VR 12 M	2017	1.000	5,800,000	5,800,000
10656	701396 00015	SEPEDA MOTOR	VIAR	VR 12 M	2016	1.000	5,700,000	5,700,000
10657	701396 00015	SEPEDA MOTOR	VIAR	VR 12 M	2015	1.000	5,600,000	5,600,000
10658	701396 00015	SEPEDA MOTOR	VIAR	VR 12 M	2014	1.000	5,500,000	5,500,000
10659	701396 00015	SEPEDA MOTOR	VIAR	VR 12 M	2013	1.000	5,400,000	5,400,000
10660	701396 00015	SEPEDA MOTOR	VIAR	VR 12 M	2012	1.000	5,300,000	5,300,000
10661	701396 00015	SEPEDA MOTOR	VIAR	VR 12 M	2011	1.000	5,200,000	5,200,000
10662	701396 00015	SEPEDA MOTOR	VIAR	VR 12 M	2010	1.000	5,100,000	5,100,000
10663	701396 00065	SEPEDA MOTOR	VIAR	VR 12 M A/T	2019	1.000	6,000,000	6,000,000
10664	701396 00027	SEPEDA MOTOR	VIAR	VR 150 3R	2015	1.000	8,800,000	8,800,000
10665	701396 00027	SEPEDA MOTOR	VIAR	VR 150 3R	2014	1.000	8,500,000	8,500,000
10666	701396 00027	SEPEDA MOTOR	VIAR	VR 150 3R	2013	1.000	8,300,000	8,300,000
10667	701396 00028	SEPEDA MOTOR	VIAR	VR 150 3X	2015	1.000	8,800,000	8,800,000
10668	701396 00028	SEPEDA MOTOR	VIAR	VR 150 3X	2014	1.000	8,500,000	8,500,000
10669	701396 00018	SEPEDA MOTOR	VIAR	VR 150 BR	2018	1.000	7,700,000	7,700,000
10670	701396 00018	SEPEDA MOTOR	VIAR	VR 150 BR	2017	1.000	7,700,000	7,700,000
10671	701396 00018	SEPEDA MOTOR	VIAR	VR 150 BR	2016	1.000	7,400,000	7,400,000
10672	701396 00018	SEPEDA MOTOR	VIAR	VR 150 BR	2015	1.000	7,200,000	7,200,000
10673	701396 00018	SEPEDA MOTOR	VIAR	VR 150 BR	2014	1.000	7,000,000	7,000,000
10674	701396 00018	SEPEDA MOTOR	VIAR	VR 150 BR	2013	1.000	6,800,000	6,800,000
10675	701396 00018	SEPEDA MOTOR	VIAR	VR 150 BR	2012	1.000	6,600,000	6,600,000
10676	701396 00018	SEPEDA MOTOR	VIAR	VR 150 BR	2011	1.000	6,400,000	6,400,000
10677	701396 00018	SEPEDA MOTOR	VIAR	VR 150 BR	2010	1.000	6,200,000	6,200,000
10678	701396 00018	SEPEDA MOTOR	VIAR	VR 150 BR	2009	1.000	6,000,000	6,000,000
10679	701396 00029	SEPEDA MOTOR	VIAR	VR 150 JR	2015	1.000	8,600,000	8,600,000
10680	701396 00029	SEPEDA MOTOR	VIAR	VR 150 JR	2014	1.000	8,500,000	8,500,000
10681	701396 00032	SEPEDA MOTOR	VIAR	VR 150 V	2015	1.000	8,600,000	8,600,000
10682	701396 00032	SEPEDA MOTOR	VIAR	VR 150 V	2014	1.000	8,500,000	8,500,000
10683	701396 00032	SEPEDA MOTOR	VIAR	VR 150 V	2013	1.000	8,400,000	8,400,000
10684	701396 00032	SEPEDA MOTOR	VIAR	VR 150 V	2012	1.000	8,200,000	8,200,000
10685	701396 00032	SEPEDA MOTOR	VIAR	VR 150 V	2011	1.000	7,900,000	7,900,000
10686	701396 00032	SEPEDA MOTOR	VIAR	VR 150 V	2010	1.000	7,400,000	7,400,000
10687	701396 00032	SEPEDA MOTOR	VIAR	VR 150 V	2009	1.000	6,900,000	6,900,000
10688	701396 00030	SEPEDA MOTOR	VIAR	VR 150 V MAXIP	2015	1.000	8,600,000	8,600,000
10689	701396 00030	SEPEDA MOTOR	VIAR	VR 150 V MAXIP	2014	1.000	8,500,000	8,500,000
10690	701396 00030	SEPEDA MOTOR	VIAR	VR 150 V MAXIP	2011	1.000	7,900,000	7,900,000
10691	701396 00030	SEPEDA MOTOR	VIAR	VR 150 V MAXIP	2010	1.000	7,400,000	7,400,000
10692	701396 00030	SEPEDA MOTOR	VIAR	VR 150 V MAXIP	2009	1.000	6,900,000	6,900,000
10693	701396 00030	SEPEDA MOTOR	VIAR	VR 150 V MAXIP	2008	1.000	6,300,000	6,300,000
10694	701396 00016	SEPEDA MOTOR	VIAR	VR 15 AT	2018	1.000	7,700,000	7,700,000
10695	701396 00016	SEPEDA MOTOR	VIAR	VR 15 AT	2017	1.000	7,700,000	7,700,000
10696	701396 00016	SEPEDA MOTOR	VIAR	VR 15 AT	2016	1.000	7,500,000	7,500,000
10697	701396 00016	SEPEDA MOTOR	VIAR	VR 15 AT	2015	1.000	7,400,000	7,400,000
10698	701396 00016	SEPEDA MOTOR	VIAR	VR 15 AT	2014	1.000	7,300,000	7,300,000
10699	701396 00016	SEPEDA MOTOR	VIAR	VR 15 AT	2013	1.000	7,200,000	7,200,000
10700	701396 00016	SEPEDA MOTOR	VIAR	VR 15 AT	2012	1.000	7,100,000	7,100,000
10701	701396 00016	SEPEDA MOTOR	VIAR	VR 15 AT	2011	1.000	7,000,000	7,000,000
10702	701396 00066	SEPEDA MOTOR	VIAR	VR 15 AT M/T	2019	1.000	13,900,000	13,900,000
10703	701396 00017	SEPEDA MOTOR	VIAR	VR 15 T	2018	1.000	7,700,000	7,700,000
10704	701396 00017	SEPEDA MOTOR	VIAR	VR 15 T	2017	1.000	7,700,000	7,700,000
10705	701396 00017	SEPEDA MOTOR	VIAR	VR 15 T	2016	1.000	7,500,000	7,500,000

NO	KODING	JENIS	MEREK	TIPE	TH BUAT	BOBOT	NJKB	DP PKB
1	2	3	4	5	6	7	8	9
10706	701396 00017	SEPEDA MOTOR	VIAR	VR 15 T	2015	1.000	7,400,000	7,400,000
10707	701396 00017	SEPEDA MOTOR	VIAR	VR 15 T	2014	1.000	7,300,000	7,300,000
10708	701396 00017	SEPEDA MOTOR	VIAR	VR 15 T	2013	1.000	7,200,000	7,200,000
10709	701396 00017	SEPEDA MOTOR	VIAR	VR 15 T	2012	1.000	7,100,000	7,100,000
10710	701396 00017	SEPEDA MOTOR	VIAR	VR 15 T	2011	1.000	7,000,000	7,000,000
10711	701396 00067	SEPEDA MOTOR	VIAR	VR 15 T M/T	2019	1.000	13,900,000	13,900,000
10712	701396 00019	SEPEDA MOTOR	VIAR	VT 25 R	2018	1.000	29,800,000	29,800,000
10713	701396 00068	SEPEDA MOTOR	VIAR	VT 25 R M/T	2019	1.000	34,800,000	34,800,000
10714	701396 00022	SEPEDA MOTOR	VIAR	YX 100	2015	1.000	6,300,000	6,300,000
10715	701396 00022	SEPEDA MOTOR	VIAR	YX 100	2014	1.000	6,200,000	6,200,000
10716	701396 00022	SEPEDA MOTOR	VIAR	YX 100	2013	1.000	6,100,000	6,100,000
10717	701396 00022	SEPEDA MOTOR	VIAR	YX 100	2012	1.000	6,000,000	6,000,000
10718	701396 00022	SEPEDA MOTOR	VIAR	YX 100	2011	1.000	5,700,000	5,700,000
10719	701396 00022	SEPEDA MOTOR	VIAR	YX 100	2010	1.000	5,600,000	5,600,000
10720	701396 00022	SEPEDA MOTOR	VIAR	YX 100	2009	1.000	5,500,000	5,500,000
10721	701396 00022	SEPEDA MOTOR	VIAR	YX 100	2008	1.000	5,400,000	5,400,000
10722	701396 00022	SEPEDA MOTOR	VIAR	YX 100	2007	1.000	5,300,000	5,300,000
10723	701396 00022	SEPEDA MOTOR	VIAR	YX 100	2006	1.000	5,200,000	5,200,000
10724	701396 00022	SEPEDA MOTOR	VIAR	YX 100	2005	1.000	5,100,000	5,100,000
10725	701396 00022	SEPEDA MOTOR	VIAR	YX 100	2004	1.000	4,800,000	4,800,000
10726	701396 00022	SEPEDA MOTOR	VIAR	YX 100	2003	1.000	3,700,000	3,700,000
10727	701396 00022	SEPEDA MOTOR	VIAR	YX 100	2002	1.000	3,600,000	3,600,000
10728	701396 00022	SEPEDA MOTOR	VIAR	YX 100	2001	1.000	3,100,000	3,100,000
10729	701396 00022	SEPEDA MOTOR	VIAR	YX 100	2000	1.000	3,000,000	3,000,000
10730	701396 00023	SEPEDA MOTOR	VIAR	YX 100-B	2015	1.000	6,300,000	6,300,000
10731	701396 00023	SEPEDA MOTOR	VIAR	YX 100-B	2014	1.000	6,200,000	6,200,000
10732	701396 00023	SEPEDA MOTOR	VIAR	YX 100-B	2013	1.000	6,100,000	6,100,000
10733	701396 00023	SEPEDA MOTOR	VIAR	YX 100-B	2012	1.000	6,000,000	6,000,000
10734	701396 00023	SEPEDA MOTOR	VIAR	YX 100-B	2011	1.000	5,700,000	5,700,000
10735	701396 00023	SEPEDA MOTOR	VIAR	YX 100-B	2010	1.000	5,600,000	5,600,000
10736	701396 00023	SEPEDA MOTOR	VIAR	YX 100-B	2009	1.000	5,500,000	5,500,000
10737	701396 00023	SEPEDA MOTOR	VIAR	YX 100-B	2008	1.000	5,200,000	5,200,000
10738	701396 00023	SEPEDA MOTOR	VIAR	YX 100-B	2007	1.000	4,800,000	4,800,000
10739	701396 00023	SEPEDA MOTOR	VIAR	YX 100-B	2006	1.000	4,500,000	4,500,000
10740	701396 00023	SEPEDA MOTOR	VIAR	YX 100-B	2005	1.000	4,300,000	4,300,000
10741	701396 00023	SEPEDA MOTOR	VIAR	YX 100-B	2004	1.000	4,100,000	4,100,000
10742	701396 00023	SEPEDA MOTOR	VIAR	YX 100-B	2003	1.000	3,700,000	3,700,000
10743	701396 00023	SEPEDA MOTOR	VIAR	YX 100-B	2002	1.000	3,600,000	3,600,000
10744	701396 00023	SEPEDA MOTOR	VIAR	YX 100-B	2001	1.000	3,100,000	3,100,000
10745	701396 00023	SEPEDA MOTOR	VIAR	YX 100-B	2000	1.000	3,000,000	3,000,000
10746	701396 00024	SEPEDA MOTOR	VIAR	YX 100-B CAKRAM	2015	1.000	6,300,000	6,300,000
10747	701396 00024	SEPEDA MOTOR	VIAR	YX 100-B CAKRAM	2014	1.000	6,200,000	6,200,000
10748	701396 00024	SEPEDA MOTOR	VIAR	YX 100-B CAKRAM	2013	1.000	6,100,000	6,100,000
10749	701396 00024	SEPEDA MOTOR	VIAR	YX 100-B CAKRAM	2012	1.000	6,000,000	6,000,000
10750	701396 00024	SEPEDA MOTOR	VIAR	YX 100-B CAKRAM	2011	1.000	5,700,000	5,700,000
10751	701396 00024	SEPEDA MOTOR	VIAR	YX 100-B CAKRAM	2010	1.000	5,600,000	5,600,000
10752	701396 00024	SEPEDA MOTOR	VIAR	YX 100-B CAKRAM	2009	1.000	5,500,000	5,500,000
10753	701396 00024	SEPEDA MOTOR	VIAR	YX 100-B CAKRAM	2008	1.000	5,200,000	5,200,000
10754	701396 00024	SEPEDA MOTOR	VIAR	YX 100-B CAKRAM	2007	1.000	4,800,000	4,800,000
10755	701396 00024	SEPEDA MOTOR	VIAR	YX 100-B CAKRAM	2006	1.000	4,500,000	4,500,000
10756	701396 00024	SEPEDA MOTOR	VIAR	YX 100-B CAKRAM	2005	1.000	4,300,000	4,300,000
10757	701396 00024	SEPEDA MOTOR	VIAR	YX 100-B CAKRAM	2004	1.000	4,100,000	4,100,000
10758	701396 00024	SEPEDA MOTOR	VIAR	YX 100-B CAKRAM	2003	1.000	3,700,000	3,700,000
10759	701396 00024	SEPEDA MOTOR	VIAR	YX 100-B CAKRAM	2002	1.000	3,600,000	3,600,000
10760	701396 00024	SEPEDA MOTOR	VIAR	YX 100-B CAKRAM	2001	1.000	3,100,000	3,100,000
10761	701396 00025	SEPEDA MOTOR	VIAR	YX 110-FC	2015	1.000	6,700,000	6,700,000
10762	701396 00025	SEPEDA MOTOR	VIAR	YX 110-FC	2014	1.000	6,600,000	6,600,000
10763	701396 00025	SEPEDA MOTOR	VIAR	YX 110-FC	2013	1.000	6,500,000	6,500,000
10764	701396 00025	SEPEDA MOTOR	VIAR	YX 110-FC	2012	1.000	6,300,000	6,300,000
10765	701396 00025	SEPEDA MOTOR	VIAR	YX 110-FC	2011	1.000	5,700,000	5,700,000
10766	701396 00025	SEPEDA MOTOR	VIAR	YX 110-FC	2010	1.000	5,600,000	5,600,000
10767	701396 00025	SEPEDA MOTOR	VIAR	YX 110-FC	2009	1.000	5,500,000	5,500,000
10768	701396 00025	SEPEDA MOTOR	VIAR	YX 110-FC	2008	1.000	5,400,000	5,400,000
10769	701396 00025	SEPEDA MOTOR	VIAR	YX 110-FC	2007	1.000	5,300,000	5,300,000
10770	701396 00025	SEPEDA MOTOR	VIAR	YX 110-FC	2006	1.000	5,200,000	5,200,000
10771	701396 00025	SEPEDA MOTOR	VIAR	YX 110-FC	2005	1.000	5,100,000	5,100,000
10772	701396 00025	SEPEDA MOTOR	VIAR	YX 110-FC	2004	1.000	4,800,000	4,800,000
10773	701396 00025	SEPEDA MOTOR	VIAR	YX 110-FC	2003	1.000	4,100,000	4,100,000
10774	701396 00025	SEPEDA MOTOR	VIAR	YX 110-FC	2002	1.000	4,000,000	4,000,000
10775	701396 00025	SEPEDA MOTOR	VIAR	YX 110-FC	2001	1.000	3,900,000	3,900,000
10776	701396 00035	SEPEDA MOTOR	VIAR	YX 110-MC	2015	1.000	6,700,000	6,700,000
10777	701396 00035	SEPEDA MOTOR	VIAR	YX 110-MC	2014	1.000	6,600,000	6,600,000
10778	701396 00035	SEPEDA MOTOR	VIAR	YX 110-MC	2013	1.000	6,500,000	6,500,000
10779	701396 00035	SEPEDA MOTOR	VIAR	YX 110-MC	2012	1.000	6,000,000	6,000,000
10780	701396 00035	SEPEDA MOTOR	VIAR	YX 110-MC	2011	1.000	5,700,000	5,700,000
10781	701396 00034	SEPEDA MOTOR	VIAR	YX 125	2015	1.000	7,600,000	7,600,000
10782	701396 00034	SEPEDA MOTOR	VIAR	YX 125	2014	1.000	7,500,000	7,500,000
10783	701396 00034	SEPEDA MOTOR	VIAR	YX 125	2013	1.000	7,400,000	7,400,000
10784	701396 00034	SEPEDA MOTOR	VIAR	YX 125	2012	1.000	7,200,000	7,200,000
10785	701396 00034	SEPEDA MOTOR	VIAR	YX 125	2011	1.000	6,900,000	6,900,000
10786	701396 00026	SEPEDA MOTOR	VIAR	YX 50	2002	1.000	2,000,000	2,000,000
10787	701396 00026	SEPEDA MOTOR	VIAR	YX 50	2001	1.000	1,900,000	1,900,000
10788	701397 00001	SEPEDA MOTOR	VICTORIA	VICTORIA	1980	1.000	1,300,000	1,300,000
10789	701398 00001	SEPEDA MOTOR	VIVA	ARROW	2019	1.000	4,900,000	4,900,000
10790	701398 00001	SEPEDA MOTOR	VIVA	ARROW	2018	1.000	4,700,000	4,700,000
10791	701398 00001	SEPEDA MOTOR	VIVA	ARROW	2017	1.000	4,500,000	4,500,000
10792	701398 00001	SEPEDA MOTOR	VIVA	ARROW	2016	1.000	4,300,000	4,300,000
10793	701398 00001	SEPEDA MOTOR	VIVA	ARROW	2015	1.000	4,100,000	4,100,000
10794	701398 00001	SEPEDA MOTOR	VIVA	ARROW	2014	1.000	3,900,000	3,900,000
10795	701398 00001	SEPEDA MOTOR	VIVA	ARROW	2013	1.000	3,800,000	3,800,000

NO	KODING	JENIS	MEREK	TIPE	TH BUAT	BOBOT	NJKB	DP PKB
1	2	3	4	5	6	7	8	9
10796	701398 00001	SEPEDA MOTOR	VIVA	ARROW	2012	1.000	3,700,000	3,700,000
10797	701398 00001	SEPEDA MOTOR	VIVA	ARROW	2011	1.000	3,600,000	3,600,000
10798	701398 00001	SEPEDA MOTOR	VIVA	ARROW	2010	1.000	3,500,000	3,500,000
10799	701398 00001	SEPEDA MOTOR	VIVA	ARROW	2009	1.000	3,400,000	3,400,000
10800	701398 00001	SEPEDA MOTOR	VIVA	ARROW	2008	1.000	3,300,000	3,300,000
10801	701398 00001	SEPEDA MOTOR	VIVA	ARROW	2007	1.000	3,200,000	3,200,000
10802	701398 00001	SEPEDA MOTOR	VIVA	ARROW	2006	1.000	3,100,000	3,100,000
10803	701398 00002	SEPEDA MOTOR	VIVA	NEXUS	2019	1.000	4,900,000	4,900,000
10804	701398 00002	SEPEDA MOTOR	VIVA	NEXUS	2018	1.000	4,700,000	4,700,000
10805	701398 00002	SEPEDA MOTOR	VIVA	NEXUS	2017	1.000	4,500,000	4,500,000
10806	701398 00002	SEPEDA MOTOR	VIVA	NEXUS	2016	1.000	4,300,000	4,300,000
10807	701398 00002	SEPEDA MOTOR	VIVA	NEXUS	2015	1.000	4,100,000	4,100,000
10808	701398 00002	SEPEDA MOTOR	VIVA	NEXUS	2014	1.000	3,900,000	3,900,000
10809	701398 00002	SEPEDA MOTOR	VIVA	NEXUS	2013	1.000	3,800,000	3,800,000
10810	701398 00002	SEPEDA MOTOR	VIVA	NEXUS	2012	1.000	3,700,000	3,700,000
10811	701398 00002	SEPEDA MOTOR	VIVA	NEXUS	2011	1.000	3,600,000	3,600,000
10812	701398 00002	SEPEDA MOTOR	VIVA	NEXUS	2010	1.000	3,500,000	3,500,000
10813	701398 00002	SEPEDA MOTOR	VIVA	NEXUS	2009	1.000	3,400,000	3,400,000
10814	701398 00002	SEPEDA MOTOR	VIVA	NEXUS	2008	1.000	3,300,000	3,300,000
10815	701398 00002	SEPEDA MOTOR	VIVA	NEXUS	2007	1.000	3,200,000	3,200,000
10816	701398 00002	SEPEDA MOTOR	VIVA	NEXUS	2006	1.000	3,100,000	3,100,000
10817	701398 00008	SEPEDA MOTOR	VIVA	NEXUS 100cc	2005	1.000	4,300,000	4,300,000
10818	701398 00008	SEPEDA MOTOR	VIVA	NEXUS 100cc	2004	1.000	4,100,000	4,100,000
10819	701398 00008	SEPEDA MOTOR	VIVA	NEXUS 100cc	2003	1.000	3,700,000	3,700,000
10820	701398 00008	SEPEDA MOTOR	VIVA	NEXUS 100cc	2002	1.000	3,600,000	3,600,000
10821	701398 00003	SEPEDA MOTOR	VIVA	QM-125-2C	2019	1.000	5,900,000	5,900,000
10822	701398 00003	SEPEDA MOTOR	VIVA	QM-125-2C	2018	1.000	5,700,000	5,700,000
10823	701398 00003	SEPEDA MOTOR	VIVA	QM-125-2C	2017	1.000	5,500,000	5,500,000
10824	701398 00003	SEPEDA MOTOR	VIVA	QM-125-2C	2016	1.000	5,300,000	5,300,000
10825	701398 00003	SEPEDA MOTOR	VIVA	QM-125-2C	2015	1.000	5,100,000	5,100,000
10826	701398 00003	SEPEDA MOTOR	VIVA	QM-125-2C	2014	1.000	4,900,000	4,900,000
10827	701398 00003	SEPEDA MOTOR	VIVA	QM-125-2C	2013	1.000	4,700,000	4,700,000
10828	701398 00003	SEPEDA MOTOR	VIVA	QM-125-2C	2012	1.000	4,500,000	4,500,000
10829	701398 00003	SEPEDA MOTOR	VIVA	QM-125-2C	2011	1.000	4,300,000	4,300,000
10830	701398 00003	SEPEDA MOTOR	VIVA	QM-125-2C	2010	1.000	4,100,000	4,100,000
10831	701398 00003	SEPEDA MOTOR	VIVA	QM-125-2C	2009	1.000	3,900,000	3,900,000
10832	701398 00003	SEPEDA MOTOR	VIVA	QM-125-2C	2008	1.000	3,800,000	3,800,000
10833	701398 00009	SEPEDA MOTOR	VIVA	VIA R YX 50	2003	1.000	2,100,000	2,100,000
10834	701398 00004	SEPEDA MOTOR	VIVA	VIVA X	2019	1.000	4,900,000	4,900,000
10835	701398 00004	SEPEDA MOTOR	VIVA	VIVA X	2018	1.000	4,700,000	4,700,000
10836	701398 00004	SEPEDA MOTOR	VIVA	VIVA X	2017	1.000	4,500,000	4,500,000
10837	701398 00004	SEPEDA MOTOR	VIVA	VIVA X	2016	1.000	4,300,000	4,300,000
10838	701398 00004	SEPEDA MOTOR	VIVA	VIVA X	2015	1.000	4,100,000	4,100,000
10839	701398 00004	SEPEDA MOTOR	VIVA	VIVA X	2014	1.000	3,900,000	3,900,000
10840	701398 00004	SEPEDA MOTOR	VIVA	VIVA X	2013	1.000	3,800,000	3,800,000
10841	701398 00004	SEPEDA MOTOR	VIVA	VIVA X	2012	1.000	3,700,000	3,700,000
10842	701398 00004	SEPEDA MOTOR	VIVA	VIVA X	2011	1.000	3,600,000	3,600,000
10843	701398 00004	SEPEDA MOTOR	VIVA	VIVA X	2010	1.000	3,500,000	3,500,000
10844	701398 00004	SEPEDA MOTOR	VIVA	VIVA X	2009	1.000	3,400,000	3,400,000
10845	701398 00004	SEPEDA MOTOR	VIVA	VIVA X	2008	1.000	3,300,000	3,300,000
10846	701398 00004	SEPEDA MOTOR	VIVA	VIVA X	2007	1.000	3,200,000	3,200,000
10847	701398 00004	SEPEDA MOTOR	VIVA	VIVA X	2006	1.000	3,100,000	3,100,000
10848	701398 00004	SEPEDA MOTOR	VIVA	VIVA X	2005	1.000	3,000,000	3,000,000
10849	701398 00004	SEPEDA MOTOR	VIVA	VIVA X	2004	1.000	2,900,000	2,900,000
10850	701398 00004	SEPEDA MOTOR	VIVA	VIVA X	2003	1.000	2,800,000	2,800,000
10851	701398 00004	SEPEDA MOTOR	VIVA	VIVA X	2002	1.000	2,700,000	2,700,000
10852	701398 00005	SEPEDA MOTOR	VIVA	VM 150	2019	1.000	6,500,000	6,500,000
10853	701398 00005	SEPEDA MOTOR	VIVA	VM 150	2018	1.000	6,200,000	6,200,000
10854	701398 00005	SEPEDA MOTOR	VIVA	VM 150	2017	1.000	5,900,000	5,900,000
10855	701398 00005	SEPEDA MOTOR	VIVA	VM 150	2016	1.000	5,700,000	5,700,000
10856	701398 00005	SEPEDA MOTOR	VIVA	VM 150	2015	1.000	5,500,000	5,500,000
10857	701398 00005	SEPEDA MOTOR	VIVA	VM 150	2014	1.000	5,300,000	5,300,000
10858	701398 00005	SEPEDA MOTOR	VIVA	VM 150	2013	1.000	5,100,000	5,100,000
10859	701398 00005	SEPEDA MOTOR	VIVA	VM 150	2012	1.000	4,900,000	4,900,000
10860	701398 00005	SEPEDA MOTOR	VIVA	VM 150	2011	1.000	4,700,000	4,700,000
10861	701398 00005	SEPEDA MOTOR	VIVA	VM 150	2010	1.000	4,500,000	4,500,000
10862	701398 00005	SEPEDA MOTOR	VIVA	VM 150	2009	1.000	4,300,000	4,300,000
10863	701398 00005	SEPEDA MOTOR	VIVA	VM 150	2008	1.000	4,100,000	4,100,000
10864	701398 00005	SEPEDA MOTOR	VIVA	VM 150	2007	1.000	3,900,000	3,900,000
10865	701398 00005	SEPEDA MOTOR	VIVA	VM 150	2006	1.000	3,800,000	3,800,000
10866	701398 00005	SEPEDA MOTOR	VIVA	VM 150	2005	1.000	3,700,000	3,700,000
10867	701398 00005	SEPEDA MOTOR	VIVA	VM 150	2004	1.000	3,600,000	3,600,000
10868	701398 00007	SEPEDA MOTOR	VIVA	VM-80 AT/MATIC	2019	1.000	3,500,000	3,500,000
10869	701398 00007	SEPEDA MOTOR	VIVA	VM-80 AT/MATIC	2018	1.000	3,400,000	3,400,000
10870	701398 00007	SEPEDA MOTOR	VIVA	VM-80 AT/MATIC	2017	1.000	3,300,000	3,300,000
10871	701398 00007	SEPEDA MOTOR	VIVA	VM-80 AT/MATIC	2016	1.000	3,200,000	3,200,000
10872	701398 00007	SEPEDA MOTOR	VIVA	VM-80 AT/MATIC	2015	1.000	3,100,000	3,100,000
10873	701398 00007	SEPEDA MOTOR	VIVA	VM-80 AT/MATIC	2014	1.000	3,000,000	3,000,000
10874	701398 00007	SEPEDA MOTOR	VIVA	VM-80 AT/MATIC	2013	1.000	2,900,000	2,900,000
10875	701398 00007	SEPEDA MOTOR	VIVA	VM-80 AT/MATIC	2012	1.000	2,800,000	2,800,000
10876	701398 00006	SEPEDA MOTOR	VIVA	VM 86	2019	1.000	3,500,000	3,500,000
10877	701398 00006	SEPEDA MOTOR	VIVA	VM 86	2018	1.000	3,400,000	3,400,000
10878	701398 00006	SEPEDA MOTOR	VIVA	VM 86	2017	1.000	3,300,000	3,300,000
10879	701398 00006	SEPEDA MOTOR	VIVA	VM 86	2016	1.000	3,200,000	3,200,000
10880	701398 00006	SEPEDA MOTOR	VIVA	VM 86	2015	1.000	3,100,000	3,100,000
10881	701398 00006	SEPEDA MOTOR	VIVA	VM 86	2014	1.000	3,000,000	3,000,000
10882	701398 00006	SEPEDA MOTOR	VIVA	VM 86	2013	1.000	2,900,000	2,900,000
10883	701398 00006	SEPEDA MOTOR	VIVA	VM 86	2012	1.000	2,800,000	2,800,000
10884	701398 00006	SEPEDA MOTOR	VIVA	VM 86	2011	1.000	2,700,000	2,700,000
10885	701398 00006	SEPEDA MOTOR	VIVA	VM 86	2010	1.000	2,600,000	2,600,000

NO	KODING	JENIS	MEREK	TIPE	TH BUAT	BOBOT	NJKB	DP PKB
1	2	3	4	5	6	7	8	9
10886	701398 00006	SEPEDA MOTOR	VIVA	VM 86	2009	1.000	2,500,000	2,500,000
10887	701398 00006	SEPEDA MOTOR	VIVA	VM 86	2008	1.000	2,400,000	2,400,000
10888	701398 00006	SEPEDA MOTOR	VIVA	VM 86	2007	1.000	2,300,000	2,300,000
10889	701398 00006	SEPEDA MOTOR	VIVA	VM 86	2006	1.000	2,200,000	2,200,000
10890	701398 00006	SEPEDA MOTOR	VIVA	VM 86	2005	1.000	2,100,000	2,100,000
10891	701399 00001	SEPEDA MOTOR	VIVAMAS	BABYMATIC	2019	1.000	2,800,000	2,800,000
10892	701399 00001	SEPEDA MOTOR	VIVAMAS	BABYMATIC	2018	1.000	2,700,000	2,700,000
10893	701399 00001	SEPEDA MOTOR	VIVAMAS	BABYMATIC	2017	1.000	2,600,000	2,600,000
10894	701399 00001	SEPEDA MOTOR	VIVAMAS	BABYMATIC	2016	1.000	2,500,000	2,500,000
10895	701399 00001	SEPEDA MOTOR	VIVAMAS	BABYMATIC	2015	1.000	2,400,000	2,400,000
10896	701399 00001	SEPEDA MOTOR	VIVAMAS	BABYMATIC	2014	1.000	2,300,000	2,300,000
10897	701399 00001	SEPEDA MOTOR	VIVAMAS	BABYMATIC	2013	1.000	2,200,000	2,200,000
10898	701399 00001	SEPEDA MOTOR	VIVAMAS	BABYMATIC	2012	1.000	2,100,000	2,100,000
10899	701399 00001	SEPEDA MOTOR	VIVAMAS	BABYMATIC	2011	1.000	2,000,000	2,000,000
10900	701399 00001	SEPEDA MOTOR	VIVAMAS	BABYMATIC	2010	1.000	1,900,000	1,900,000
10901	701399 00001	SEPEDA MOTOR	VIVAMAS	BABYMATIC	2009	1.000	1,900,000	1,900,000
10902	701399 00001	SEPEDA MOTOR	VIVAMAS	BABYMATIC	2008	1.000	1,900,000	1,900,000
10903	701399 00001	SEPEDA MOTOR	VIVAMAS	BABYMATIC	2007	1.000	1,900,000	1,900,000
10904	701399 00001	SEPEDA MOTOR	VIVAMAS	BABYMATIC	2006	1.000	1,900,000	1,900,000
10905	701399 00001	SEPEDA MOTOR	VIVAMAS	BABYMATIC	2005	1.000	1,900,000	1,900,000
10906	701399 00001	SEPEDA MOTOR	VIVAMAS	BABYMATIC	2004	1.000	1,900,000	1,900,000
10907	701399 00001	SEPEDA MOTOR	VIVAMAS	BABYMATIC	2003	1.000	1,900,000	1,900,000
10908	701399 00001	SEPEDA MOTOR	VIVAMAS	BABYMATIC	2002	1.000	1,900,000	1,900,000
10909	701399 00001	SEPEDA MOTOR	VIVAMAS	BABYMATIC	2001	1.000	1,900,000	1,900,000
10910	701403 00001	SEPEDA MOTOR	WANGGUAN	BABYMATIC	2005	1.000	2,600,000	2,600,000
10911	701403 00001	SEPEDA MOTOR	WANGGUAN	BABYMATIC	2003	1.000	2,100,000	2,100,000
10912	701403 00001	SEPEDA MOTOR	WANGGUAN	BABYMATIC	2002	1.000	2,000,000	2,000,000
10913	701403 00001	SEPEDA MOTOR	WANGGUAN	BABYMATIC	2001	1.000	1,900,000	1,900,000
10914	701403 00001	SEPEDA MOTOR	WANGGUAN	BABYMATIC	2000	1.000	1,800,000	1,800,000
10915	701403 00002	SEPEDA MOTOR	WANGGUAN	HOKAIDO 110	2003	1.000	4,100,000	4,100,000
10916	701403 00002	SEPEDA MOTOR	WANGGUAN	HOKAIDO 110	2002	1.000	4,000,000	4,000,000
10917	701403 00002	SEPEDA MOTOR	WANGGUAN	HOKAIDO 110	2001	1.000	3,900,000	3,900,000
10918	701403 00002	SEPEDA MOTOR	WANGGUAN	HOKAIDO 110	2000	1.000	3,500,000	3,500,000
10919	701403 00003	SEPEDA MOTOR	WANGGUAN	HOKAIDO RAIDER 110	2003	1.000	4,100,000	4,100,000
10920	701403 00003	SEPEDA MOTOR	WANGGUAN	HOKAIDO RAIDER 110	2002	1.000	4,000,000	4,000,000
10921	701403 00003	SEPEDA MOTOR	WANGGUAN	HOKAIDO RAIDER 110	2001	1.000	3,900,000	3,900,000
10922	701403 00003	SEPEDA MOTOR	WANGGUAN	HOKAIDO RAIDER 110	2000	1.000	3,500,000	3,500,000
10923	701403 00004	SEPEDA MOTOR	WANGGUAN	HOKAIDO WG 100-3	2001	1.000	3,100,000	3,100,000
10924	701403 00004	SEPEDA MOTOR	WANGGUAN	HOKAIDO WG 100-3	2000	1.000	3,000,000	3,000,000
10925	701406 00001	SEPEDA MOTOR	WIDECO	GM 100-22 (LEOPARD)	2004	1.000	4,100,000	4,100,000
10926	701406 00001	SEPEDA MOTOR	WIDECO	GM 100-22 (LEOPARD)	2003	1.000	3,700,000	3,700,000
10927	701406 00002	SEPEDA MOTOR	WIDECO	GM 100-2B (SPEED)	2004	1.000	4,100,000	4,100,000
10928	701406 00002	SEPEDA MOTOR	WIDECO	GM 100-2B (SPEED)	2003	1.000	3,700,000	3,700,000
10929	701406 00003	SEPEDA MOTOR	WIDECO	GM 100-2X (SPEED-X)	2004	1.000	4,100,000	4,100,000
10930	701406 00003	SEPEDA MOTOR	WIDECO	GM 100-2X (SPEED-X)	2003	1.000	3,700,000	3,700,000
10931	701406 00004	SEPEDA MOTOR	WIDECO	GM 100-G (GRAND)	2004	1.000	4,100,000	4,100,000
10932	701406 00004	SEPEDA MOTOR	WIDECO	GM 100-G (GRAND)	2003	1.000	3,700,000	3,700,000
10933	701406 00005	SEPEDA MOTOR	WIDECO	GM 100-K (KUSUMA)	2004	1.000	4,100,000	4,100,000
10934	701406 00005	SEPEDA MOTOR	WIDECO	GM 100-K (KUSUMA)	2003	1.000	3,700,000	3,700,000
10935	701406 00007	SEPEDA MOTOR	WIDECO	GM 125-31 (PUMA)	2004	1.000	4,900,000	4,900,000
10936	701406 00007	SEPEDA MOTOR	WIDECO	GM 125-31 (PUMA)	2003	1.000	4,500,000	4,500,000
10937	701406 00008	SEPEDA MOTOR	WIDECO	GM 125-41 (PATRIOT)	2004	1.000	4,900,000	4,900,000
10938	701406 00008	SEPEDA MOTOR	WIDECO	GM 125-41 (PATRIOT)	2003	1.000	4,500,000	4,500,000
10939	701406 00009	SEPEDA MOTOR	WIDECO	GM 125-8V (CAKRA)	2004	1.000	4,900,000	4,900,000
10940	701406 00009	SEPEDA MOTOR	WIDECO	GM 125-8V (CAKRA)	2003	1.000	4,500,000	4,500,000
10941	701406 00006	SEPEDA MOTOR	WIDECO	GM 125 T-8 (PESONA)	2004	1.000	4,900,000	4,900,000
10942	701406 00006	SEPEDA MOTOR	WIDECO	GM 125 T-8 (PESONA)	2003	1.000	4,500,000	4,500,000
10943	701406 00010	SEPEDA MOTOR	WIDECO	GM 150-2 (GT-RUNNER)	2003	1.000	5,400,000	5,400,000
10944	701408 00001	SEPEDA MOTOR	WINS	100	2001	1.000	3,100,000	3,100,000
10945	701408 00002	SEPEDA MOTOR	WINS	110	2003	1.000	4,100,000	4,100,000
10946	701408 00002	SEPEDA MOTOR	WINS	110	2002	1.000	4,000,000	4,000,000
10947	701408 00003	SEPEDA MOTOR	WINS	GM 150-2 (GT-RUNNER)	2004	1.000	5,800,000	5,800,000
10948	701411 00001	SEPEDA MOTOR	WUYANG	WY 100	2003	1.000	3,700,000	3,700,000
10949	701411 00001	SEPEDA MOTOR	WUYANG	WY 100	2002	1.000	3,600,000	3,600,000
10950	701411 00001	SEPEDA MOTOR	WUYANG	WY 100	2001	1.000	3,100,000	3,100,000
10951	701411 00001	SEPEDA MOTOR	WUYANG	WY 100	2000	1.000	3,000,000	3,000,000
10952	701411 00002	SEPEDA MOTOR	WUYANG	WY 100 T-2	2003	1.000	3,700,000	3,700,000
10953	701411 00002	SEPEDA MOTOR	WUYANG	WY 100 T-2	2002	1.000	3,600,000	3,600,000
10954	701411 00002	SEPEDA MOTOR	WUYANG	WY 100 T-2	2001	1.000	3,100,000	3,100,000
10955	701411 00003	SEPEDA MOTOR	WUYANG	WY 125 T	2003	1.000	4,500,000	4,500,000
10956	701411 00003	SEPEDA MOTOR	WUYANG	WY 125 T	2002	1.000	4,400,000	4,400,000
10957	701411 00003	SEPEDA MOTOR	WUYANG	WY 125 T	2001	1.000	4,300,000	4,300,000
10958	701411 00003	SEPEDA MOTOR	WUYANG	WY 125 T	2000	1.000	4,200,000	4,200,000
10959	701411 00004	SEPEDA MOTOR	WUYANG	WY 125 T-4A	2001	1.000	4,300,000	4,300,000
10960	701411 00004	SEPEDA MOTOR	WUYANG	WY 125 T-4A	2000	1.000	4,200,000	4,200,000
10961	701412 00001	SEPEDA MOTOR	XENA	HT 100-3	2003	1.000	3,700,000	3,700,000
10962	701412 00001	SEPEDA MOTOR	XENA	HT 100-3	2002	1.000	3,600,000	3,600,000
10963	701412 00001	SEPEDA MOTOR	XENA	HT 100-3	2001	1.000	3,100,000	3,100,000
10964	701412 00002	SEPEDA MOTOR	XENA	HT 100-4	2003	1.000	3,700,000	3,700,000
10965	701412 00002	SEPEDA MOTOR	XENA	HT 100-4	2002	1.000	3,600,000	3,600,000
10966	701412 00002	SEPEDA MOTOR	XENA	HT 100-4	2001	1.000	3,100,000	3,100,000
10967	701412 00003	SEPEDA MOTOR	XENA	HT 125-2	2003	1.000	4,500,000	4,500,000
10968	701412 00003	SEPEDA MOTOR	XENA	HT 125-2	2002	1.000	4,400,000	4,400,000
10969	701412 00003	SEPEDA MOTOR	XENA	HT 125-2	2001	1.000	4,300,000	4,300,000
10970	701412 00004	SEPEDA MOTOR	XENA	HT 125-6	2003	1.000	4,500,000	4,500,000
10971	701412 00004	SEPEDA MOTOR	XENA	HT 125-6	2002	1.000	4,400,000	4,400,000
10972	701412 00004	SEPEDA MOTOR	XENA	HT 125-6	2001	1.000	4,300,000	4,300,000
10973	701412 00005	SEPEDA MOTOR	XENA	HT 125T-A	2003	1.000	4,500,000	4,500,000
10974	701412 00005	SEPEDA MOTOR	XENA	HT 125T-A	2002	1.000	4,400,000	4,400,000
10975	701412 00005	SEPEDA MOTOR	XENA	HT 125T-A	2001	1.000	4,300,000	4,300,000

NO	KODING	JENIS	MEREK	TIPE	TH BUAT	BOBOT	NJKB	DP PKB
1	2	3	4	5	6	7	8	9
10976	701412 00006	SEPEDA MOTOR	XENA	HT 125T-B	2002	1.000	4,400,000	4,400,000
10977	701412 00006	SEPEDA MOTOR	XENA	HT 125T-B	2001	1.000	4,300,000	4,300,000
10978	701412 00007	SEPEDA MOTOR	XENA	WY 125 T-4A	2002	1.000	4,400,000	4,400,000
10979	701413 00001	SEPEDA MOTOR	XIANG JIANG	HT 125T-B	2003	1.000	4,500,000	4,500,000
10980	701413 00002	SEPEDA MOTOR	XIANG JIANG	WY 125 T-4A	2003	1.000	4,500,000	4,500,000
10981	701413 00003	SEPEDA MOTOR	XIANG JIANG	XJ 100-A	2001	1.000	3,100,000	3,100,000
10982	701413 00003	SEPEDA MOTOR	XIANG JIANG	XJ 100-A	2000	1.000	3,000,000	3,000,000
10983	701414 00002	SEPEDA MOTOR	XIHU	XH 125T	2003	1.000	4,500,000	4,500,000
10984	701414 00002	SEPEDA MOTOR	XIHU	XH 125T	2002	1.000	4,400,000	4,400,000
10985	701414 00002	SEPEDA MOTOR	XIHU	XH 125T	2001	1.000	4,300,000	4,300,000
10986	701414 00002	SEPEDA MOTOR	XIHU	XH 125T	2000	1.000	4,200,000	4,200,000
10987	701414 00001	SEPEDA MOTOR	XIHU	XH 125 T-3	2003	1.000	4,500,000	4,500,000
10988	701414 00001	SEPEDA MOTOR	XIHU	XH 125 T-3	2002	1.000	4,400,000	4,400,000
10989	701414 00001	SEPEDA MOTOR	XIHU	XH 125 T-3	2001	1.000	4,300,000	4,300,000
10990	701414 00001	SEPEDA MOTOR	XIHU	XH 125 T-3	2000	1.000	4,200,000	4,200,000
10991	701414 00003	SEPEDA MOTOR	XIHU	XH 50 QT-2	2002	1.000	2,000,000	2,000,000
10992	701414 00003	SEPEDA MOTOR	XIHU	XH 50 QT-2	2001	1.000	1,900,000	1,900,000
10993	701414 00003	SEPEDA MOTOR	XIHU	XH 50 QT-2	2000	1.000	1,800,000	1,800,000
10994	701414 00004	SEPEDA MOTOR	XIHU	XJ 100-A	2002	1.000	3,600,000	3,600,000
10995	701415 00001	SEPEDA MOTOR	XIN DONGLI	(XDL) 100-5	2004	1.000	4,100,000	4,100,000
10996	701415 00001	SEPEDA MOTOR	XIN DONGLI	(XDL) 100-5	2003	1.000	3,700,000	3,700,000
10997	701415 00001	SEPEDA MOTOR	XIN DONGLI	(XDL) 100-5	2002	1.000	3,600,000	3,600,000
10998	701415 00001	SEPEDA MOTOR	XIN DONGLI	(XDL) 100-5	2001	1.000	3,100,000	3,100,000
10999	701415 00001	SEPEDA MOTOR	XIN DONGLI	(XDL) 100-5	2000	1.000	3,000,000	3,000,000
11000	701415 00002	SEPEDA MOTOR	XIN DONGLI	(XDL) 125-A	2004	1.000	4,900,000	4,900,000
11001	701415 00002	SEPEDA MOTOR	XIN DONGLI	(XDL) 125-A	2003	1.000	4,500,000	4,500,000
11002	701415 00002	SEPEDA MOTOR	XIN DONGLI	(XDL) 125-A	2002	1.000	4,400,000	4,400,000
11003	701415 00002	SEPEDA MOTOR	XIN DONGLI	(XDL) 125-A	2001	1.000	4,300,000	4,300,000
11004	701415 00002	SEPEDA MOTOR	XIN DONGLI	(XDL) 125-A	2000	1.000	4,200,000	4,200,000
11005	701415 00003	SEPEDA MOTOR	XIN DONGLI	(XDL) LH 100-3	2003	1.000	3,700,000	3,700,000
11006	701415 00003	SEPEDA MOTOR	XIN DONGLI	(XDL) LH 100-3	2002	1.000	3,600,000	3,600,000
11007	701415 00003	SEPEDA MOTOR	XIN DONGLI	(XDL) LH 100-3	2001	1.000	3,100,000	3,100,000
11008	701415 00003	SEPEDA MOTOR	XIN DONGLI	(XDL) LH 100-3	2000	1.000	3,000,000	3,000,000
11009	701415 00004	SEPEDA MOTOR	XIN DONGLI	XJ 100-A	2003	1.000	3,700,000	3,700,000
11010	701416 00001	SEPEDA MOTOR	XING FU	(XDL) LH 100-3	2004	1.000	4,100,000	4,100,000
11011	701416 00002	SEPEDA MOTOR	XING FU	XF 100	2000	1.000	3,100,000	3,100,000
11012	701416 00003	SEPEDA MOTOR	XING FU	XF 100-STD	2003	1.000	3,700,000	3,700,000
11013	701416 00003	SEPEDA MOTOR	XING FU	XF 100-STD	2002	1.000	3,600,000	3,600,000
11014	701416 00003	SEPEDA MOTOR	XING FU	XF 100-STD	2001	1.000	3,100,000	3,100,000
11015	701416 00003	SEPEDA MOTOR	XING FU	XF 100-STD	2000	1.000	3,000,000	3,000,000
11016	701416 00004	SEPEDA MOTOR	XING FU	XF 110/STD	2003	1.000	4,100,000	4,100,000
11017	701416 00004	SEPEDA MOTOR	XING FU	XF 110/STD	2002	1.000	4,000,000	4,000,000
11018	701416 00004	SEPEDA MOTOR	XING FU	XF 110/STD	2001	1.000	3,900,000	3,900,000
11019	701416 00004	SEPEDA MOTOR	XING FU	XF 110/STD	2000	1.000	3,500,000	3,500,000
11020	701416 00005	SEPEDA MOTOR	XING FU	XF 125-16	2003	1.000	4,500,000	4,500,000
11021	701416 00005	SEPEDA MOTOR	XING FU	XF 125-16	2002	1.000	4,400,000	4,400,000
11022	701416 00005	SEPEDA MOTOR	XING FU	XF 125-16	2001	1.000	4,300,000	4,300,000
11023	701416 00005	SEPEDA MOTOR	XING FU	XF 125-16	2000	1.000	4,200,000	4,200,000
11024	701416 00006	SEPEDA MOTOR	XING FU	XF 150-2	2003	1.000	5,400,000	5,400,000
11025	701416 00006	SEPEDA MOTOR	XING FU	XF 150-2	2002	1.000	5,300,000	5,300,000
11026	701416 00006	SEPEDA MOTOR	XING FU	XF 150-2	2001	1.000	5,200,000	5,200,000
11027	701416 00006	SEPEDA MOTOR	XING FU	XF 150-2	2000	1.000	5,100,000	5,100,000
11028	701416 00007	SEPEDA MOTOR	XING FU	XF 50 QT-A	2001	1.000	1,900,000	1,900,000
11029	701416 00007	SEPEDA MOTOR	XING FU	XF 50 QT-A	2000	1.000	1,800,000	1,800,000
11030	701416 00008	SEPEDA MOTOR	XING FU	XH 50 QT-2	2003	1.000	2,100,000	2,100,000
11031	701418 00001	SEPEDA MOTOR	XIONG FENG	XF 110	2003	1.000	4,100,000	4,100,000
11032	701418 00001	SEPEDA MOTOR	XIONG FENG	XF 110	2002	1.000	4,000,000	4,000,000
11033	701418 00001	SEPEDA MOTOR	XIONG FENG	XF 110	2001	1.000	3,900,000	3,900,000
11034	701418 00002	SEPEDA MOTOR	XIONG FENG	XF 110-A	2003	1.000	4,100,000	4,100,000
11035	701418 00002	SEPEDA MOTOR	XIONG FENG	XF 110-A	2002	1.000	4,000,000	4,000,000
11036	701418 00002	SEPEDA MOTOR	XIONG FENG	XF 110-A	2001	1.000	3,900,000	3,900,000
11037	701418 00003	SEPEDA MOTOR	XIONG FENG	XF 110-B	2003	1.000	4,100,000	4,100,000
11038	701418 00003	SEPEDA MOTOR	XIONG FENG	XF 110-B	2002	1.000	4,000,000	4,000,000
11039	701418 00003	SEPEDA MOTOR	XIONG FENG	XF 110-B	2001	1.000	3,900,000	3,900,000
11040	701418 00004	SEPEDA MOTOR	XIONG FENG	XF 110-C	2003	1.000	4,100,000	4,100,000
11041	701418 00004	SEPEDA MOTOR	XIONG FENG	XF 110-C	2002	1.000	4,000,000	4,000,000
11042	701418 00004	SEPEDA MOTOR	XIONG FENG	XF 110-C	2001	1.000	3,900,000	3,900,000
11043	701418 00005	SEPEDA MOTOR	XIONG FENG	XF 150-12	2003	1.000	5,400,000	5,400,000
11044	701418 00005	SEPEDA MOTOR	XIONG FENG	XF 150-12	2002	1.000	5,300,000	5,300,000
11045	701418 00005	SEPEDA MOTOR	XIONG FENG	XF 150-12	2001	1.000	5,200,000	5,200,000
11046	701418 00006	SEPEDA MOTOR	XIONG FENG	XF 150-17	2003	1.000	5,400,000	5,400,000
11047	701418 00006	SEPEDA MOTOR	XIONG FENG	XF 150-17	2002	1.000	5,300,000	5,300,000
11048	701418 00006	SEPEDA MOTOR	XIONG FENG	XF 150-17	2001	1.000	5,200,000	5,200,000
11049	701418 00007	SEPEDA MOTOR	XIONG FENG	XF 50 QT-2	2002	1.000	2,000,000	2,000,000
11050	701418 00007	SEPEDA MOTOR	XIONG FENG	XF 50 QT-2	2001	1.000	1,900,000	1,900,000
11051	701418 00008	SEPEDA MOTOR	XIONG FENG	XF 50 QT-A	2002	1.000	2,000,000	2,000,000
11052	701421 00141	SEPEDA MOTOR	YAMAHA	14D (AL115C/MIO SOUL)	2012	1.000	11,000,000	11,000,000
11053	701421 00141	SEPEDA MOTOR	YAMAHA	14D (AL115C/MIO SOUL)	2011	1.000	10,800,000	10,800,000
11054	701421 00141	SEPEDA MOTOR	YAMAHA	14D (AL115C/MIO SOUL)	2010	1.000	10,400,000	10,400,000
11055	701421 00141	SEPEDA MOTOR	YAMAHA	14D (AL115C/MIO SOUL)	2009	1.000	10,200,000	10,200,000
11056	701421 00141	SEPEDA MOTOR	YAMAHA	14D (AL115C/MIO SOUL)	2008	1.000	9,700,000	9,700,000
11057	701421 00141	SEPEDA MOTOR	YAMAHA	14D (AL115C/MIO SOUL)	2007	1.000	7,900,000	7,900,000
11058	701421 00140	SEPEDA MOTOR	YAMAHA	180cc	1980	1.000	1,000,000	1,000,000
11059	701421 00167	SEPEDA MOTOR	YAMAHA	1DY	2015	1.000	12,100,000	12,100,000
11060	701421 00167	SEPEDA MOTOR	YAMAHA	1DY	2014	1.000	11,400,000	11,400,000
11061	701421 00167	SEPEDA MOTOR	YAMAHA	1DY	2013	1.000	11,300,000	11,300,000
11062	701421 00167	SEPEDA MOTOR	YAMAHA	1DY	2012	1.000	11,200,000	11,200,000
11063	701421 00168	SEPEDA MOTOR	YAMAHA	1DY CW	2012	1.000	12,100,000	12,100,000
11064	701421 00173	SEPEDA MOTOR	YAMAHA	1FD	2015	1.000	11,200,000	11,200,000
11065	701421 00173	SEPEDA MOTOR	YAMAHA	1FD	2014	1.000	10,600,000	10,600,000

NO	KODING	JENIS	MEREK	TIPE	TH BUAT	BOBOT	NJKB	DP PKB
1	2	3	4	5	6	7	8	9
11066	701421.00173	SEPEDA MOTOR	YAMAHA	1FD	2013	1.000	10,100,000	10,100,000
11067	701421.00001	SEPEDA MOTOR	YAMAHA	1FDC	2019	1.000	11,700,000	11,700,000
11068	701421.00001	SEPEDA MOTOR	YAMAHA	1FDC	2018	1.000	11,200,000	11,200,000
11069	701421.00001	SEPEDA MOTOR	YAMAHA	1FDC	2017	1.000	10,700,000	10,700,000
11070	701421.00001	SEPEDA MOTOR	YAMAHA	1FDC	2016	1.000	10,200,000	10,200,000
11071	701421.00001	SEPEDA MOTOR	YAMAHA	1FDC	2015	1.000	9,700,000	9,700,000
11072	701421.00002	SEPEDA MOTOR	YAMAHA	1FDC (CAST WHEEL)	2019	1.000	12,400,000	12,400,000
11073	701421.00002	SEPEDA MOTOR	YAMAHA	1FDC (CAST WHEEL)	2018	1.000	11,800,000	11,800,000
11074	701421.00002	SEPEDA MOTOR	YAMAHA	1FDC (CAST WHEEL)	2017	1.000	11,300,000	11,300,000
11075	701421.00002	SEPEDA MOTOR	YAMAHA	1FDC (CAST WHEEL)	2016	1.000	10,800,000	10,800,000
11076	701421.00002	SEPEDA MOTOR	YAMAHA	1FDC (CAST WHEEL)	2015	1.000	10,300,000	10,300,000
11077	701421.00003	SEPEDA MOTOR	YAMAHA	1FDT	2019	1.000	11,100,000	11,100,000
11078	701421.00003	SEPEDA MOTOR	YAMAHA	1FDT	2018	1.000	10,600,000	10,600,000
11079	701421.00003	SEPEDA MOTOR	YAMAHA	1FDT	2017	1.000	10,100,000	10,100,000
11080	701421.00003	SEPEDA MOTOR	YAMAHA	1FDT	2016	1.000	9,600,000	9,600,000
11081	701421.00003	SEPEDA MOTOR	YAMAHA	1FDT	2015	1.000	9,200,000	9,200,000
11082	701421.00205	SEPEDA MOTOR	YAMAHA	1KP	2016	1.000	12,300,000	12,300,000
11083	701421.00205	SEPEDA MOTOR	YAMAHA	1KP	2015	1.000	12,100,000	12,100,000
11084	701421.00205	SEPEDA MOTOR	YAMAHA	1KP	2014	1.000	11,300,000	11,300,000
11085	701421.00205	SEPEDA MOTOR	YAMAHA	1KP	2013	1.000	11,000,000	11,000,000
11086	701421.00205	SEPEDA MOTOR	YAMAHA	1KP	2012	1.000	10,900,000	10,900,000
11087	701421.00171	SEPEDA MOTOR	YAMAHA	1LB	2015	1.000	12,700,000	12,700,000
11088	701421.00171	SEPEDA MOTOR	YAMAHA	1LB	2014	1.000	12,500,000	12,500,000
11089	701421.00171	SEPEDA MOTOR	YAMAHA	1LB	2013	1.000	12,400,000	12,400,000
11090	701421.00169	SEPEDA MOTOR	YAMAHA	1PA	2015	1.000	18,800,000	18,800,000
11091	701421.00169	SEPEDA MOTOR	YAMAHA	1PA	2014	1.000	18,000,000	18,000,000
11092	701421.00169	SEPEDA MOTOR	YAMAHA	1PA	2013	1.000	17,100,000	17,100,000
11093	701421.00169	SEPEDA MOTOR	YAMAHA	1PA	2012	1.000	16,200,000	16,200,000
11094	701421.00004	SEPEDA MOTOR	YAMAHA	1S7 JUPITER-MX 135 CC	2017	1.000	14,300,000	14,300,000
11095	701421.00004	SEPEDA MOTOR	YAMAHA	1S7 JUPITER-MX 135 CC	2010	1.000	13,000,000	13,000,000
11096	701421.00004	SEPEDA MOTOR	YAMAHA	1S7 JUPITER-MX 135 CC	2009	1.000	12,300,000	12,300,000
11097	701421.00004	SEPEDA MOTOR	YAMAHA	1S7 JUPITER-MX 135 CC	2008	1.000	11,700,000	11,700,000
11098	701421.00004	SEPEDA MOTOR	YAMAHA	1S7 JUPITER-MX 135 CC	2007	1.000	11,400,000	11,400,000
11099	701421.00004	SEPEDA MOTOR	YAMAHA	1S7 JUPITER-MX 135 CC	2006	1.000	10,700,000	10,700,000
11100	701421.00004	SEPEDA MOTOR	YAMAHA	1S7 JUPITER-MX 135 CC	2005	1.000	10,200,000	10,200,000
11101	701421.00206	SEPEDA MOTOR	YAMAHA	1UB	2016	1.000	12,000,000	12,000,000
11102	701421.00206	SEPEDA MOTOR	YAMAHA	1UB	2015	1.000	11,600,000	11,600,000
11103	701421.00206	SEPEDA MOTOR	YAMAHA	1UB	2014	1.000	11,400,000	11,400,000
11104	701421.00206	SEPEDA MOTOR	YAMAHA	1UB	2013	1.000	10,800,000	10,800,000
11105	701421.00206	SEPEDA MOTOR	YAMAHA	1UB	2012	1.000	10,200,000	10,200,000
11106	701421.00176	SEPEDA MOTOR	YAMAHA	1 YD	2015	1.000	11,300,000	11,300,000
11107	701421.00176	SEPEDA MOTOR	YAMAHA	1 YD	2014	1.000	10,800,000	10,800,000
11108	701421.00176	SEPEDA MOTOR	YAMAHA	1 YD	2013	1.000	10,400,000	10,400,000
11109	701421.00215	SEPEDA MOTOR	YAMAHA	250cc	1980	1.000	1,500,000	1,500,000
11110	701421.00148	SEPEDA MOTOR	YAMAHA	28D (AL115S/MIO)	2012	1.000	9,200,000	9,200,000
11111	701421.00148	SEPEDA MOTOR	YAMAHA	28D (AL115S/MIO)	2011	1.000	9,100,000	9,100,000
11112	701421.00148	SEPEDA MOTOR	YAMAHA	28D (AL115S/MIO)	2010	1.000	9,000,000	9,000,000
11113	701421.00148	SEPEDA MOTOR	YAMAHA	28D (AL115S/MIO)	2009	1.000	8,900,000	8,900,000
11114	701421.00148	SEPEDA MOTOR	YAMAHA	28D (AL115S/MIO)	2008	1.000	8,600,000	8,600,000
11115	701421.00170	SEPEDA MOTOR	YAMAHA	2BJ	2015	1.000	11,200,000	11,200,000
11116	701421.00170	SEPEDA MOTOR	YAMAHA	2BJ	2014	1.000	10,600,000	10,600,000
11117	701421.00170	SEPEDA MOTOR	YAMAHA	2BJ	2013	1.000	10,100,000	10,100,000
11118	701421.00005	SEPEDA MOTOR	YAMAHA	2 BU	2019	1.000	12,600,000	12,600,000
11119	701421.00005	SEPEDA MOTOR	YAMAHA	2 BU	2018	1.000	12,000,000	12,000,000
11120	701421.00005	SEPEDA MOTOR	YAMAHA	2 BU	2017	1.000	11,400,000	11,400,000
11121	701421.00005	SEPEDA MOTOR	YAMAHA	2 BU	2016	1.000	10,900,000	10,900,000
11122	701421.00005	SEPEDA MOTOR	YAMAHA	2 BU	2015	1.000	10,400,000	10,400,000
11123	701421.00005	SEPEDA MOTOR	YAMAHA	2 BU	2014	1.000	9,900,000	9,900,000
11124	701421.00005	SEPEDA MOTOR	YAMAHA	2 BU	2013	1.000	9,500,000	9,500,000
11125	701421.00006	SEPEDA MOTOR	YAMAHA	2DP	2019	1.000	23,000,000	23,000,000
11126	701421.00006	SEPEDA MOTOR	YAMAHA	2DP	2018	1.000	21,900,000	21,900,000
11127	701421.00006	SEPEDA MOTOR	YAMAHA	2DP	2017	1.000	20,900,000	20,900,000
11128	701421.00006	SEPEDA MOTOR	YAMAHA	2DP	2016	1.000	19,900,000	19,900,000
11129	701421.00203	SEPEDA MOTOR	YAMAHA	2DP2	2015	1.000	18,000,000	18,000,000
11130	701421.00007	SEPEDA MOTOR	YAMAHA	2DP NON ABS	2019	1.000	20,300,000	20,300,000
11131	701421.00007	SEPEDA MOTOR	YAMAHA	2DP NON ABS	2018	1.000	19,300,000	19,300,000
11132	701421.00007	SEPEDA MOTOR	YAMAHA	2DP NON ABS	2017	1.000	18,400,000	18,400,000
11133	701421.00007	SEPEDA MOTOR	YAMAHA	2DP NON ABS	2016	1.000	17,500,000	17,500,000
11134	701421.00007	SEPEDA MOTOR	YAMAHA	2DP NON ABS	2015	1.000	16,700,000	16,700,000
11135	701421.00009	SEPEDA MOTOR	YAMAHA	2DP-RA A/T	2019	1.000	23,900,000	23,900,000
11136	701421.00009	SEPEDA MOTOR	YAMAHA	2DP-RA A/T	2018	1.000	22,800,000	22,800,000
11137	701421.00009	SEPEDA MOTOR	YAMAHA	2DP-RA A/T	2017	1.000	21,700,000	21,700,000
11138	701421.00008	SEPEDA MOTOR	YAMAHA	2DP-R A/T	2019	1.000	21,000,000	21,000,000
11139	701421.00008	SEPEDA MOTOR	YAMAHA	2DP-R A/T	2018	1.000	20,000,000	20,000,000
11140	701421.00008	SEPEDA MOTOR	YAMAHA	2DP-R A/T	2017	1.000	19,000,000	19,000,000
11141	701421.00054	SEPEDA MOTOR	YAMAHA	2P2 JUPITER Z 110 CC	2011	1.000	10,800,000	10,800,000
11142	701421.00054	SEPEDA MOTOR	YAMAHA	2P2 JUPITER Z 110 CC	2010	1.000	10,400,000	10,400,000
11143	701421.00054	SEPEDA MOTOR	YAMAHA	2P2 JUPITER Z 110 CC	2009	1.000	9,800,000	9,800,000
11144	701421.00054	SEPEDA MOTOR	YAMAHA	2P2 JUPITER Z 110 CC	2008	1.000	9,300,000	9,300,000
11145	701421.00054	SEPEDA MOTOR	YAMAHA	2P2 JUPITER Z 110 CC	2007	1.000	9,000,000	9,000,000
11146	701421.00054	SEPEDA MOTOR	YAMAHA	2P2 JUPITER Z 110 CC	2006	1.000	8,700,000	8,700,000
11147	701421.00010	SEPEDA MOTOR	YAMAHA	2PK	2019	1.000	25,800,000	25,800,000
11148	701421.00010	SEPEDA MOTOR	YAMAHA	2PK	2018	1.000	24,600,000	24,600,000
11149	701421.00010	SEPEDA MOTOR	YAMAHA	2PK	2017	1.000	23,400,000	23,400,000
11150	701421.00010	SEPEDA MOTOR	YAMAHA	2PK	2016	1.000	22,300,000	22,300,000
11151	701421.00010	SEPEDA MOTOR	YAMAHA	2PK	2015	1.000	21,200,000	21,200,000
11152	701421.00010	SEPEDA MOTOR	YAMAHA	2PK	2014	1.000	20,200,000	20,200,000
11153	701421.00011	SEPEDA MOTOR	YAMAHA	2PV	2019	1.000	17,300,000	17,300,000
11154	701421.00011	SEPEDA MOTOR	YAMAHA	2PV	2018	1.000	16,500,000	16,500,000
11155	701421.00011	SEPEDA MOTOR	YAMAHA	2PV	2017	1.000	15,700,000	15,700,000

NO	KODING	JENIS	MEREK	TIPE	TH BUAT	BOBOT	NJKB	DP PKB
1	2	3	4	5	6	7	8	9
11156	701421.00011	SEPEDA MOTOR	YAMAHA	2PV	2016	1.000	15,000,000	15,000,000
11157	701421.00011	SEPEDA MOTOR	YAMAHA	2PV	2015	1.000	14,300,000	14,300,000
11158	701421.00214	SEPEDA MOTOR	YAMAHA	2PV R M/T	2019	1.000	17,300,000	17,300,000
11159	701421.00055	SEPEDA MOTOR	YAMAHA	2S6 JUPITER-MX 135 cc	2010	1.000	13,200,000	13,200,000
11160	701421.00055	SEPEDA MOTOR	YAMAHA	2S6 JUPITER-MX 135 cc	2009	1.000	12,400,000	12,400,000
11161	701421.00055	SEPEDA MOTOR	YAMAHA	2S6 JUPITER-MX 135 cc	2008	1.000	11,800,000	11,800,000
11162	701421.00055	SEPEDA MOTOR	YAMAHA	2S6 JUPITER-MX 135 cc	2007	1.000	11,600,000	11,600,000
11163	701421.00055	SEPEDA MOTOR	YAMAHA	2S6 JUPITER-MX 135 cc	2006	1.000	10,900,000	10,900,000
11164	701421.00012	SEPEDA MOTOR	YAMAHA	2SV	2019	1.000	12,400,000	12,400,000
11165	701421.00012	SEPEDA MOTOR	YAMAHA	2SV	2018	1.000	11,800,000	11,800,000
11166	701421.00012	SEPEDA MOTOR	YAMAHA	2SV	2017	1.000	11,300,000	11,300,000
11167	701421.00012	SEPEDA MOTOR	YAMAHA	2SV	2016	1.000	10,800,000	10,800,000
11168	701421.00012	SEPEDA MOTOR	YAMAHA	2SV	2015	1.000	10,300,000	10,300,000
11169	701421.00012	SEPEDA MOTOR	YAMAHA	2SV	2014	1.000	9,800,000	9,800,000
11170	701421.00012	SEPEDA MOTOR	YAMAHA	2SV	2013	1.000	9,400,000	9,400,000
11171	701421.00013	SEPEDA MOTOR	YAMAHA	2SX	2019	1.000	13,500,000	13,500,000
11172	701421.00013	SEPEDA MOTOR	YAMAHA	2SX	2018	1.000	12,900,000	12,900,000
11173	701421.00013	SEPEDA MOTOR	YAMAHA	2SX	2017	1.000	12,300,000	12,300,000
11174	701421.00013	SEPEDA MOTOR	YAMAHA	2SX	2016	1.000	11,700,000	11,700,000
11175	701421.00013	SEPEDA MOTOR	YAMAHA	2SX	2015	1.000	11,200,000	11,200,000
11176	701421.00014	SEPEDA MOTOR	YAMAHA	2TP	2019	1.000	20,200,000	20,200,000
11177	701421.00014	SEPEDA MOTOR	YAMAHA	2TP	2018	1.000	19,200,000	19,200,000
11178	701421.00014	SEPEDA MOTOR	YAMAHA	2TP	2017	1.000	18,300,000	18,300,000
11179	701421.00014	SEPEDA MOTOR	YAMAHA	2TP	2016	1.000	17,400,000	17,400,000
11180	701421.00014	SEPEDA MOTOR	YAMAHA	2TP	2015	1.000	16,600,000	16,600,000
11181	701421.00015	SEPEDA MOTOR	YAMAHA	2UP	2019	1.000	18,000,000	18,000,000
11182	701421.00015	SEPEDA MOTOR	YAMAHA	2UP	2018	1.000	17,100,000	17,100,000
11183	701421.00015	SEPEDA MOTOR	YAMAHA	2UP	2017	1.000	16,300,000	16,300,000
11184	701421.00015	SEPEDA MOTOR	YAMAHA	2UP	2016	1.000	15,500,000	15,500,000
11185	701421.00015	SEPEDA MOTOR	YAMAHA	2UP	2015	1.000	14,800,000	14,800,000
11186	701421.00142	SEPEDA MOTOR	YAMAHA	30 C JUPITER Z 110 CC	2010	1.000	10,400,000	10,400,000
11187	701421.00142	SEPEDA MOTOR	YAMAHA	30 C JUPITER Z 110 CC	2009	1.000	9,800,000	9,800,000
11188	701421.00142	SEPEDA MOTOR	YAMAHA	30 C JUPITER Z 110 CC	2008	1.000	9,300,000	9,300,000
11189	701421.00155	SEPEDA MOTOR	YAMAHA	31B (JUPITER Z)	2012	1.000	10,800,000	10,800,000
11190	701421.00155	SEPEDA MOTOR	YAMAHA	31B (JUPITER Z)	2011	1.000	10,700,000	10,700,000
11191	701421.00155	SEPEDA MOTOR	YAMAHA	31B (JUPITER Z)	2010	1.000	10,600,000	10,600,000
11192	701421.00155	SEPEDA MOTOR	YAMAHA	31B (JUPITER Z)	2009	1.000	10,300,000	10,300,000
11193	701421.00156	SEPEDA MOTOR	YAMAHA	31B (JUPITER Z-CW)	2012	1.000	11,500,000	11,500,000
11194	701421.00156	SEPEDA MOTOR	YAMAHA	31B (JUPITER Z-CW)	2011	1.000	11,400,000	11,400,000
11195	701421.00156	SEPEDA MOTOR	YAMAHA	31B (JUPITER Z-CW)	2010	1.000	11,300,000	11,300,000
11196	701421.00156	SEPEDA MOTOR	YAMAHA	31B (JUPITER Z-CW)	2009	1.000	11,000,000	11,000,000
11197	701421.00174	SEPEDA MOTOR	YAMAHA	35D (VEGA RR)	2015	1.000	9,600,000	9,600,000
11198	701421.00174	SEPEDA MOTOR	YAMAHA	35D (VEGA RR)	2014	1.000	9,200,000	9,200,000
11199	701421.00174	SEPEDA MOTOR	YAMAHA	35D (VEGA RR)	2013	1.000	8,800,000	8,800,000
11200	701421.00152	SEPEDA MOTOR	YAMAHA	35D (VEGA ZR)	2015	1.000	9,600,000	9,600,000
11201	701421.00152	SEPEDA MOTOR	YAMAHA	35D (VEGA ZR)	2014	1.000	9,200,000	9,200,000
11202	701421.00152	SEPEDA MOTOR	YAMAHA	35D (VEGA ZR)	2013	1.000	8,800,000	8,800,000
11203	701421.00152	SEPEDA MOTOR	YAMAHA	35D (VEGA ZR)	2012	1.000	8,400,000	8,400,000
11204	701421.00152	SEPEDA MOTOR	YAMAHA	35D (VEGA ZR)	2011	1.000	8,200,000	8,200,000
11205	701421.00152	SEPEDA MOTOR	YAMAHA	35D (VEGA ZR)	2010	1.000	8,000,000	8,000,000
11206	701421.00152	SEPEDA MOTOR	YAMAHA	35D (VEGA ZR)	2009	1.000	7,800,000	7,800,000
11207	701421.00152	SEPEDA MOTOR	YAMAHA	35D (VEGA ZR)	2008	1.000	7,600,000	7,600,000
11208	701421.00139	SEPEDA MOTOR	YAMAHA	3C1 (V-IXION/ FZ150)	2012	1.000	16,600,000	16,600,000
11209	701421.00139	SEPEDA MOTOR	YAMAHA	3C1 (V-IXION/ FZ150)	2011	1.000	16,500,000	16,500,000
11210	701421.00139	SEPEDA MOTOR	YAMAHA	3C1 (V-IXION/ FZ150)	2010	1.000	14,700,000	14,700,000
11211	701421.00139	SEPEDA MOTOR	YAMAHA	3C1 (V-IXION/ FZ150)	2009	1.000	13,300,000	13,300,000
11212	701421.00139	SEPEDA MOTOR	YAMAHA	3C1 (V-IXION/ FZ150)	2008	1.000	12,600,000	12,600,000
11213	701421.00139	SEPEDA MOTOR	YAMAHA	3C1 (V-IXION/ FZ150)	2007	1.000	12,500,000	12,500,000
11214	701421.00220	SEPEDA MOTOR	YAMAHA	3Ci (V-IXION/ FZ150)	2015	1.000	18,100,000	18,100,000
11215	701421.00220	SEPEDA MOTOR	YAMAHA	3Ci (V-IXION/ FZ150)	2014	1.000	17,200,000	17,200,000
11216	701421.00220	SEPEDA MOTOR	YAMAHA	3Ci (V-IXION/ FZ150)	2013	1.000	17,000,000	17,000,000
11217	701421.00147	SEPEDA MOTOR	YAMAHA	3P9 VEGA R 110 cc	2010	1.000	9,600,000	9,600,000
11218	701421.00147	SEPEDA MOTOR	YAMAHA	3P9 VEGA R 110 cc	2009	1.000	9,000,000	9,000,000
11219	701421.00147	SEPEDA MOTOR	YAMAHA	3P9 VEGA R 110 cc	2008	1.000	8,600,000	8,600,000
11220	701421.00147	SEPEDA MOTOR	YAMAHA	3P9 VEGA R 110 cc	2007	1.000	8,200,000	8,200,000
11221	701421.00147	SEPEDA MOTOR	YAMAHA	3P9 VEGA R 110 cc	2006	1.000	7,800,000	7,800,000
11222	701421.00056	SEPEDA MOTOR	YAMAHA	3PG VEGA R 110 cc	2010	1.000	9,600,000	9,600,000
11223	701421.00056	SEPEDA MOTOR	YAMAHA	3PG VEGA R 110 cc	2009	1.000	9,000,000	9,000,000
11224	701421.00056	SEPEDA MOTOR	YAMAHA	3PG VEGA R 110 cc	2008	1.000	8,600,000	8,600,000
11225	701421.00056	SEPEDA MOTOR	YAMAHA	3PG VEGA R 110 cc	2007	1.000	8,500,000	8,500,000
11226	701421.00056	SEPEDA MOTOR	YAMAHA	3PG VEGA R 110 cc	2006	1.000	8,100,000	8,100,000
11227	701421.00057	SEPEDA MOTOR	YAMAHA	3S0 VEGA R 110 cc	2010	1.000	9,600,000	9,600,000
11228	701421.00057	SEPEDA MOTOR	YAMAHA	3S0 VEGA R 110 cc	2009	1.000	9,000,000	9,000,000
11229	701421.00057	SEPEDA MOTOR	YAMAHA	3S0 VEGA R 110 cc	2008	1.000	8,600,000	8,600,000
11230	701421.00057	SEPEDA MOTOR	YAMAHA	3S0 VEGA R 110 cc	2007	1.000	8,500,000	8,500,000
11231	701421.00057	SEPEDA MOTOR	YAMAHA	3S0 VEGA R 110 cc	2006	1.000	8,000,000	8,000,000
11232	701421.00069	SEPEDA MOTOR	YAMAHA	40D (TK 115) A/T	2015	1.000	14,200,000	14,200,000
11233	701421.00069	SEPEDA MOTOR	YAMAHA	40D (TK 115) A/T	2014	1.000	13,500,000	13,500,000
11234	701421.00069	SEPEDA MOTOR	YAMAHA	40D (TK 115) A/T	2013	1.000	13,200,000	13,200,000
11235	701421.00069	SEPEDA MOTOR	YAMAHA	40D (TK 115) A/T	2012	1.000	12,900,000	12,900,000
11236	701421.00069	SEPEDA MOTOR	YAMAHA	40D (TK 115) A/T	2011	1.000	11,200,000	11,200,000
11237	701421.00069	SEPEDA MOTOR	YAMAHA	40D (TK 115) A/T	2010	1.000	11,000,000	11,000,000
11238	701421.00159	SEPEDA MOTOR	YAMAHA	44D (XEON)	2015	1.000	13,300,000	13,300,000
11239	701421.00159	SEPEDA MOTOR	YAMAHA	44D (XEON)	2014	1.000	12,700,000	12,700,000
11240	701421.00159	SEPEDA MOTOR	YAMAHA	44D (XEON)	2013	1.000	12,600,000	12,600,000
11241	701421.00159	SEPEDA MOTOR	YAMAHA	44D (XEON)	2012	1.000	12,400,000	12,400,000
11242	701421.00159	SEPEDA MOTOR	YAMAHA	44D (XEON)	2011	1.000	12,300,000	12,300,000
11243	701421.00159	SEPEDA MOTOR	YAMAHA	44D (XEON)	2010	1.000	11,500,000	11,500,000
11244	701421.00149	SEPEDA MOTOR	YAMAHA	45C (VEGA R)	2011	1.000	8,200,000	8,200,000
11245	701421.00149	SEPEDA MOTOR	YAMAHA	45C (VEGA R)	2010	1.000	8,000,000	8,000,000

NO	KODING	JENIS	MEREK	TIPE	TH BUAT	BOBOT	NJKB	DP PKB
1	2	3	4	5	6	7	8	9
11246	701421 00149	SEPEDA MOTOR	YAMAHA	45C (VEGA R)	2009	1.000	7,800,000	7,800,000
11247	701421 00149	SEPEDA MOTOR	YAMAHA	45C (VEGA R)	2008	1.000	7,600,000	7,600,000
11248	701421 00157	SEPEDA MOTOR	YAMAHA	45P (BYSON)	2015	1.000	16,900,000	16,900,000
11249	701421 00157	SEPEDA MOTOR	YAMAHA	45P (BYSON)	2014	1.000	16,700,000	16,700,000
11250	701421 00157	SEPEDA MOTOR	YAMAHA	45P (BYSON)	2013	1.000	16,400,000	16,400,000
11251	701421 00058	SEPEDA MOTOR	YAMAHA	4D7 VEGA R 110 cc	2011	1.000	10,100,000	10,100,000
11252	701421 00058	SEPEDA MOTOR	YAMAHA	4D7 VEGA R 110 cc	2010	1.000	9,600,000	9,600,000
11253	701421 00058	SEPEDA MOTOR	YAMAHA	4D7 VEGA R 110 cc	2009	1.000	9,000,000	9,000,000
11254	701421 00058	SEPEDA MOTOR	YAMAHA	4D7 VEGA R 110 cc	2008	1.000	8,600,000	8,600,000
11255	701421 00058	SEPEDA MOTOR	YAMAHA	4D7 VEGA R 110 cc	2007	1.000	8,500,000	8,500,000
11256	701421 00058	SEPEDA MOTOR	YAMAHA	4D7 VEGA R 110 cc	2006	1.000	8,100,000	8,100,000
11257	701421 00207	SEPEDA MOTOR	YAMAHA	4NK	1989	1.000	69,000,000	69,000,000
11258	701421 00208	SEPEDA MOTOR	YAMAHA	4SA	1988	1.000	20,000,000	20,000,000
11259	701421 00209	SEPEDA MOTOR	YAMAHA	4TR	1989	1.000	32,000,000	32,000,000
11260	701421 00065	SEPEDA MOTOR	YAMAHA	4XC 125cc	2000	1.000	9,000,000	9,000,000
11261	701421 00219	SEPEDA MOTOR	YAMAHA	50cc	1980	1.000	500,000	500,000
11262	701421 00164	SEPEDA MOTOR	YAMAHA	50C (T135HC) M/T	2015	1.000	13,600,000	13,600,000
11263	701421 00164	SEPEDA MOTOR	YAMAHA	50C (T135HC) M/T	2014	1.000	13,500,000	13,500,000
11264	701421 00164	SEPEDA MOTOR	YAMAHA	50C (T135HC) M/T	2013	1.000	13,200,000	13,200,000
11265	701421 00164	SEPEDA MOTOR	YAMAHA	50C (T135HC) M/T	2012	1.000	13,100,000	13,100,000
11266	701421 00164	SEPEDA MOTOR	YAMAHA	50C (T135HC) M/T	2011	1.000	13,000,000	13,000,000
11267	701421 00164	SEPEDA MOTOR	YAMAHA	50C (T135HC) M/T	2010	1.000	12,800,000	12,800,000
11268	701421 00162	SEPEDA MOTOR	YAMAHA	54D (SX225)	2015	1.000	19,700,000	19,700,000
11269	701421 00162	SEPEDA MOTOR	YAMAHA	54D (SX225)	2014	1.000	19,200,000	19,200,000
11270	701421 00162	SEPEDA MOTOR	YAMAHA	54D (SX225)	2013	1.000	19,000,000	19,000,000
11271	701421 00162	SEPEDA MOTOR	YAMAHA	54D (SX225)	2012	1.000	18,700,000	18,700,000
11272	701421 00162	SEPEDA MOTOR	YAMAHA	54D (SX225)	2011	1.000	18,400,000	18,400,000
11273	701421 00162	SEPEDA MOTOR	YAMAHA	54D (SX225)	2010	1.000	17,300,000	17,300,000
11274	701421 00166	SEPEDA MOTOR	YAMAHA	54P AT (JARI-JARI)	2015	1.000	10,300,000	10,300,000
11275	701421 00166	SEPEDA MOTOR	YAMAHA	54P AT (JARI-JARI)	2014	1.000	9,800,000	9,800,000
11276	701421 00166	SEPEDA MOTOR	YAMAHA	54P AT (JARI-JARI)	2013	1.000	9,500,000	9,500,000
11277	701421 00166	SEPEDA MOTOR	YAMAHA	54P AT (JARI-JARI)	2012	1.000	9,200,000	9,200,000
11278	701421 00158	SEPEDA MOTOR	YAMAHA	54P (CAST WHEEL) A/T	2015	1.000	10,700,000	10,700,000
11279	701421 00158	SEPEDA MOTOR	YAMAHA	54P (CAST WHEEL) A/T	2014	1.000	10,300,000	10,300,000
11280	701421 00158	SEPEDA MOTOR	YAMAHA	54P (CAST WHEEL) A/T	2013	1.000	10,200,000	10,200,000
11281	701421 00158	SEPEDA MOTOR	YAMAHA	54P (CAST WHEEL) A/T	2012	1.000	9,900,000	9,900,000
11282	701421 00165	SEPEDA MOTOR	YAMAHA	55S (T135SEC)	2015	1.000	12,900,000	12,900,000
11283	701421 00165	SEPEDA MOTOR	YAMAHA	55S (T135SEC)	2014	1.000	12,600,000	12,600,000
11284	701421 00165	SEPEDA MOTOR	YAMAHA	55S (T135SEC)	2013	1.000	12,400,000	12,400,000
11285	701421 00165	SEPEDA MOTOR	YAMAHA	55S (T135SEC)	2012	1.000	12,300,000	12,300,000
11286	701421 00165	SEPEDA MOTOR	YAMAHA	55S (T135SEC)	2011	1.000	12,200,000	12,200,000
11287	701421 00165	SEPEDA MOTOR	YAMAHA	55S (T135SEC)	2010	1.000	12,100,000	12,100,000
11288	701421 00175	SEPEDA MOTOR	YAMAHA	5D9 (VEGA RR)	2015	1.000	10,100,000	10,100,000
11289	701421 00175	SEPEDA MOTOR	YAMAHA	5D9 (VEGA RR)	2014	1.000	9,600,000	9,600,000
11290	701421 00175	SEPEDA MOTOR	YAMAHA	5D9 (VEGA RR)	2013	1.000	8,800,000	8,800,000
11291	701421 00153	SEPEDA MOTOR	YAMAHA	5D9 (VEGA ZR)	2015	1.000	10,100,000	10,100,000
11292	701421 00153	SEPEDA MOTOR	YAMAHA	5D9 (VEGA ZR)	2014	1.000	9,600,000	9,600,000
11293	701421 00153	SEPEDA MOTOR	YAMAHA	5D9 (VEGA ZR)	2013	1.000	9,500,000	9,500,000
11294	701421 00153	SEPEDA MOTOR	YAMAHA	5D9 (VEGA ZR)	2012	1.000	9,400,000	9,400,000
11295	701421 00153	SEPEDA MOTOR	YAMAHA	5D9 (VEGA ZR)	2011	1.000	9,300,000	9,300,000
11296	701421 00153	SEPEDA MOTOR	YAMAHA	5D9 (VEGA ZR)	2010	1.000	9,200,000	9,200,000
11297	701421 00153	SEPEDA MOTOR	YAMAHA	5D9 (VEGA ZR)	2009	1.000	9,100,000	9,100,000
11298	701421 00153	SEPEDA MOTOR	YAMAHA	5D9 (VEGA ZR)	2008	1.000	8,800,000	8,800,000
11299	701421 00059	SEPEDA MOTOR	YAMAHA	5 LM - 102 cc JUPITER	2005	1.000	8,300,000	8,300,000
11300	701421 00059	SEPEDA MOTOR	YAMAHA	5 LM - 102 cc JUPITER	2004	1.000	8,200,000	8,200,000
11301	701421 00059	SEPEDA MOTOR	YAMAHA	5 LM - 102 cc JUPITER	2003	1.000	8,100,000	8,100,000
11302	701421 00059	SEPEDA MOTOR	YAMAHA	5 LM - 102 cc JUPITER	2002	1.000	8,000,000	8,000,000
11303	701421 00059	SEPEDA MOTOR	YAMAHA	5 LM - 102 cc JUPITER	2001	1.000	7,900,000	7,900,000
11304	701421 00060	SEPEDA MOTOR	YAMAHA	5 MX - 113 cc NOUVO	2007	1.000	10,200,000	10,200,000
11305	701421 00060	SEPEDA MOTOR	YAMAHA	5 MX - 113 cc NOUVO	2006	1.000	9,700,000	9,700,000
11306	701421 00060	SEPEDA MOTOR	YAMAHA	5 MX - 113 cc NOUVO	2005	1.000	9,500,000	9,500,000
11307	701421 00060	SEPEDA MOTOR	YAMAHA	5 MX - 113 cc NOUVO	2004	1.000	9,300,000	9,300,000
11308	701421 00060	SEPEDA MOTOR	YAMAHA	5 MX - 113 cc NOUVO	2003	1.000	8,600,000	8,600,000
11309	701421 00060	SEPEDA MOTOR	YAMAHA	5 MX - 113 cc NOUVO	2002	1.000	8,100,000	8,100,000
11310	701421 00061	SEPEDA MOTOR	YAMAHA	5 MX - ZCW/NOUVO	2007	1.000	10,600,000	10,600,000
11311	701421 00061	SEPEDA MOTOR	YAMAHA	5 MX - ZCW/NOUVO	2006	1.000	9,800,000	9,800,000
11312	701421 00061	SEPEDA MOTOR	YAMAHA	5 MX - ZCW/NOUVO	2005	1.000	9,600,000	9,600,000
11313	701421 00062	SEPEDA MOTOR	YAMAHA	5 TL MIO AL 115 S	2010	1.000	9,000,000	9,000,000
11314	701421 00062	SEPEDA MOTOR	YAMAHA	5 TL MIO AL 115 S	2009	1.000	8,500,000	8,500,000
11315	701421 00062	SEPEDA MOTOR	YAMAHA	5 TL MIO AL 115 S	2008	1.000	8,100,000	8,100,000
11316	701421 00062	SEPEDA MOTOR	YAMAHA	5 TL MIO AL 115 S	2007	1.000	7,700,000	7,700,000
11317	701421 00062	SEPEDA MOTOR	YAMAHA	5 TL MIO AL 115 S	2006	1.000	7,300,000	7,300,000
11318	701421 00062	SEPEDA MOTOR	YAMAHA	5 TL MIO AL 115 S	2005	1.000	7,100,000	7,100,000
11319	701421 00062	SEPEDA MOTOR	YAMAHA	5 TL MIO AL 115 S	2004	1.000	6,900,000	6,900,000
11320	701421 00062	SEPEDA MOTOR	YAMAHA	5 TL MIO AL 115 S	2003	1.000	6,800,000	6,800,000
11321	701421 00063	SEPEDA MOTOR	YAMAHA	5 TL MIO AL CW 115 S	2010	1.000	9,300,000	9,300,000
11322	701421 00063	SEPEDA MOTOR	YAMAHA	5 TL MIO AL CW 115 S	2009	1.000	8,800,000	8,800,000
11323	701421 00063	SEPEDA MOTOR	YAMAHA	5 TL MIO AL CW 115 S	2008	1.000	8,400,000	8,400,000
11324	701421 00063	SEPEDA MOTOR	YAMAHA	5 TL MIO AL CW 115 S	2007	1.000	8,000,000	8,000,000
11325	701421 00063	SEPEDA MOTOR	YAMAHA	5 TL MIO AL CW 115 S	2006	1.000	7,500,000	7,500,000
11326	701421 00063	SEPEDA MOTOR	YAMAHA	5 TL MIO AL CW 115 S	2005	1.000	7,300,000	7,300,000
11327	701421 00063	SEPEDA MOTOR	YAMAHA	5 TL MIO AL CW 115 S	2004	1.000	7,200,000	7,200,000
11328	701421 00064	SEPEDA MOTOR	YAMAHA	5 TP JUPITER-Z	2010	1.000	10,800,000	10,800,000
11329	701421 00064	SEPEDA MOTOR	YAMAHA	5 TP JUPITER-Z	2009	1.000	10,200,000	10,200,000
11330	701421 00064	SEPEDA MOTOR	YAMAHA	5 TP JUPITER-Z	2008	1.000	9,700,000	9,700,000
11331	701421 00064	SEPEDA MOTOR	YAMAHA	5 TP JUPITER-Z	2007	1.000	9,600,000	9,600,000
11332	701421 00064	SEPEDA MOTOR	YAMAHA	5 TP JUPITER-Z	2006	1.000	9,200,000	9,200,000
11333	701421 00064	SEPEDA MOTOR	YAMAHA	5 TP JUPITER-Z	2005	1.000	8,600,000	8,600,000
11334	701421 00064	SEPEDA MOTOR	YAMAHA	5 TP JUPITER-Z	2004	1.000	8,100,000	8,100,000
11335	701421 00064	SEPEDA MOTOR	YAMAHA	5 TP JUPITER-Z	2003	1.000	7,600,000	7,600,000

NO	KODING	JENIS	MEREK	TIPE	TH BUAT	BOBOT	NJKB	DP PKB
1	2	3	4	5	6	7	8	9
11336	701421.00066	SEPEDA MOTOR	YAMAHA	5 TP JUPITER-Z CW	2010	1.000	11,400,000	11,400,000
11337	701421.00066	SEPEDA MOTOR	YAMAHA	5 TP JUPITER-Z CW	2009	1.000	10,800,000	10,800,000
11338	701421.00066	SEPEDA MOTOR	YAMAHA	5 TP JUPITER-Z CW	2008	1.000	10,300,000	10,300,000
11339	701421.00066	SEPEDA MOTOR	YAMAHA	5 TP JUPITER-Z CW	2007	1.000	10,100,000	10,100,000
11340	701421.00066	SEPEDA MOTOR	YAMAHA	5 TP JUPITER-Z CW	2006	1.000	9,700,000	9,700,000
11341	701421.00066	SEPEDA MOTOR	YAMAHA	5 TP JUPITER-Z CW	2005	1.000	9,100,000	9,100,000
11342	701421.00066	SEPEDA MOTOR	YAMAHA	5 TP JUPITER-Z CW	2004	1.000	8,600,000	8,600,000
11343	701421.00145	SEPEDA MOTOR	YAMAHA	650cc	1980	1.000	9,500,000	9,500,000
11344	701421.00204	SEPEDA MOTOR	YAMAHA	750cc	1980	1.000	10,000,000	10,000,000
11345	701421.00067	SEPEDA MOTOR	YAMAHA	75 CC	1980	1.000	1,200,000	1,200,000
11346	701421.00067	SEPEDA MOTOR	YAMAHA	75 CC	1978	1.000	1,200,000	1,200,000
11347	701421.00068	SEPEDA MOTOR	YAMAHA	ALPHA II RE	1995	1.000	4,100,000	4,100,000
11348	701421.00068	SEPEDA MOTOR	YAMAHA	ALPHA II RE	1994	1.000	3,900,000	3,900,000
11349	701421.00068	SEPEDA MOTOR	YAMAHA	ALPHA II RE	1993	1.000	3,700,000	3,700,000
11350	701421.00068	SEPEDA MOTOR	YAMAHA	ALPHA II RE	1992	1.000	3,600,000	3,600,000
11351	701421.00068	SEPEDA MOTOR	YAMAHA	ALPHA II RE	1991	1.000	3,500,000	3,500,000
11352	701421.00068	SEPEDA MOTOR	YAMAHA	ALPHA II RE	1990	1.000	3,400,000	3,400,000
11353	701421.00068	SEPEDA MOTOR	YAMAHA	ALPHA II RE	1989	1.000	3,300,000	3,300,000
11354	701421.00016	SEPEDA MOTOR	YAMAHA	B04	2019	1.000	37,400,000	37,400,000
11355	701421.00016	SEPEDA MOTOR	YAMAHA	B04	2018	1.000	35,600,000	35,600,000
11356	701421.00016	SEPEDA MOTOR	YAMAHA	B04	2017	1.000	33,900,000	33,900,000
11357	701421.00016	SEPEDA MOTOR	YAMAHA	B04	2016	1.000	32,300,000	32,300,000
11358	701421.00016	SEPEDA MOTOR	YAMAHA	B04	2015	1.000	30,700,000	30,700,000
11359	701421.00017	SEPEDA MOTOR	YAMAHA	B3B A/T	2019	1.000	12,600,000	12,600,000
11360	701421.00017	SEPEDA MOTOR	YAMAHA	B3B A/T	2018	1.000	12,000,000	12,000,000
11361	701421.00017	SEPEDA MOTOR	YAMAHA	B3B A/T	2017	1.000	11,400,000	11,400,000
11362	701421.00221	SEPEDA MOTOR	YAMAHA	B3F-FA A/T	2019	1.000	18,300,000	18,300,000
11363	701421.00018	SEPEDA MOTOR	YAMAHA	B3F-F A/T	2019	1.000	17,900,000	17,900,000
11364	701421.00018	SEPEDA MOTOR	YAMAHA	B3F-F A/T	2018	1.000	17,100,000	17,100,000
11365	701421.00019	SEPEDA MOTOR	YAMAHA	B3F-I A/T	2019	1.000	15,700,000	15,700,000
11366	701421.00019	SEPEDA MOTOR	YAMAHA	B3F-I A/T	2018	1.000	15,000,000	15,000,000
11367	701421.00216	SEPEDA MOTOR	YAMAHA	B5D A/T	2019	1.000	12,700,000	12,700,000
11368	701421.00217	SEPEDA MOTOR	YAMAHA	B5D-IA A/T	2019	1.000	13,900,000	13,900,000
11369	701421.00218	SEPEDA MOTOR	YAMAHA	B5D-I A/T	2019	1.000	13,500,000	13,500,000
11370	701421.00020	SEPEDA MOTOR	YAMAHA	B65	2019	1.000	18,200,000	18,200,000
11371	701421.00020	SEPEDA MOTOR	YAMAHA	B65	2018	1.000	17,300,000	17,300,000
11372	701421.00020	SEPEDA MOTOR	YAMAHA	B65	2017	1.000	16,500,000	16,500,000
11373	701421.00021	SEPEDA MOTOR	YAMAHA	B65-A	2019	1.000	21,400,000	21,400,000
11374	701421.00021	SEPEDA MOTOR	YAMAHA	B65-A	2018	1.000	20,400,000	20,400,000
11375	701421.00021	SEPEDA MOTOR	YAMAHA	B65-A	2017	1.000	19,400,000	19,400,000
11376	701421.00022	SEPEDA MOTOR	YAMAHA	B65-R	2019	1.000	19,400,000	19,400,000
11377	701421.00022	SEPEDA MOTOR	YAMAHA	B65-R	2018	1.000	18,500,000	18,500,000
11378	701421.00022	SEPEDA MOTOR	YAMAHA	B65-R	2017	1.000	17,600,000	17,600,000
11379	701421.00177	SEPEDA MOTOR	YAMAHA	B8D M/T	2019	1.000	24,600,000	24,600,000
11380	701421.00023	SEPEDA MOTOR	YAMAHA	B88 A/T	2019	1.000	54,300,000	54,300,000
11381	701421.00023	SEPEDA MOTOR	YAMAHA	B88 A/T	2018	1.000	51,600,000	51,600,000
11382	701421.00023	SEPEDA MOTOR	YAMAHA	B88 A/T	2017	1.000	49,100,000	49,100,000
11383	701421.00023	SEPEDA MOTOR	YAMAHA	B88 A/T	2016	1.000	46,700,000	46,700,000
11384	701421.00024	SEPEDA MOTOR	YAMAHA	BE1 A/T	2019	1.000	14,300,000	14,300,000
11385	701421.00024	SEPEDA MOTOR	YAMAHA	BE1 A/T	2018	1.000	13,600,000	13,600,000
11386	701421.00024	SEPEDA MOTOR	YAMAHA	BE1 A/T	2017	1.000	13,000,000	13,000,000
11387	701421.00024	SEPEDA MOTOR	YAMAHA	BE1 A/T	2016	1.000	12,400,000	12,400,000
11388	701421.00025	SEPEDA MOTOR	YAMAHA	BG6 A/T	2019	1.000	45,100,000	45,100,000
11389	701421.00025	SEPEDA MOTOR	YAMAHA	BG6 A/T	2018	1.000	42,900,000	42,900,000
11390	701421.00025	SEPEDA MOTOR	YAMAHA	BG6 A/T	2017	1.000	40,800,000	40,800,000
11391	701421.00026	SEPEDA MOTOR	YAMAHA	BG7 M/T	2019	1.000	23,900,000	23,900,000
11392	701421.00026	SEPEDA MOTOR	YAMAHA	BG7 M/T	2018	1.000	22,800,000	22,800,000
11393	701421.00026	SEPEDA MOTOR	YAMAHA	BG7 M/T	2017	1.000	21,700,000	21,700,000
11394	701421.00026	SEPEDA MOTOR	YAMAHA	BG7 M/T	2016	1.000	20,700,000	20,700,000
11395	701421.00027	SEPEDA MOTOR	YAMAHA	BJ8	2019	1.000	13,800,000	13,800,000
11396	701421.00027	SEPEDA MOTOR	YAMAHA	BJ8	2018	1.000	13,200,000	13,200,000
11397	701421.00027	SEPEDA MOTOR	YAMAHA	BJ8	2017	1.000	12,600,000	12,600,000
11398	701421.00027	SEPEDA MOTOR	YAMAHA	BJ8	2016	1.000	12,000,000	12,000,000
11399	701421.00028	SEPEDA MOTOR	YAMAHA	BJ8 W A/T	2019	1.000	14,700,000	14,700,000
11400	701421.00028	SEPEDA MOTOR	YAMAHA	BJ8 W A/T	2018	1.000	14,000,000	14,000,000
11401	701421.00028	SEPEDA MOTOR	YAMAHA	BJ8 W A/T	2017	1.000	13,300,000	13,300,000
11402	701421.00029	SEPEDA MOTOR	YAMAHA	BK6 M/T	2019	1.000	24,600,000	24,600,000
11403	701421.00029	SEPEDA MOTOR	YAMAHA	BK6 M/T	2018	1.000	23,400,000	23,400,000
11404	701421.00029	SEPEDA MOTOR	YAMAHA	BK6 M/T	2017	1.000	22,300,000	22,300,000
11405	701421.00030	SEPEDA MOTOR	YAMAHA	BK6 R M/T	2019	1.000	27,500,000	27,500,000
11406	701421.00030	SEPEDA MOTOR	YAMAHA	BK6 R M/T	2018	1.000	26,200,000	26,200,000
11407	701421.00030	SEPEDA MOTOR	YAMAHA	BK6 R M/T	2017	1.000	24,900,000	24,900,000
11408	701421.00031	SEPEDA MOTOR	YAMAHA	BK8 M/T	2019	1.000	20,700,000	20,700,000
11409	701421.00031	SEPEDA MOTOR	YAMAHA	BK8 M/T	2018	1.000	19,700,000	19,700,000
11410	701421.00031	SEPEDA MOTOR	YAMAHA	BK8 M/T	2017	1.000	18,800,000	18,800,000
11411	701421.00032	SEPEDA MOTOR	YAMAHA	BN1 A/T	2019	1.000	12,800,000	12,800,000
11412	701421.00032	SEPEDA MOTOR	YAMAHA	BN1 A/T	2018	1.000	12,200,000	12,200,000
11413	701421.00032	SEPEDA MOTOR	YAMAHA	BN1 A/T	2017	1.000	11,600,000	11,600,000
11414	701421.00032	SEPEDA MOTOR	YAMAHA	BN1 A/T	2016	1.000	11,100,000	11,100,000
11415	701421.00033	SEPEDA MOTOR	YAMAHA	BT2	2019	1.000	13,800,000	13,800,000
11416	701421.00033	SEPEDA MOTOR	YAMAHA	BT2	2018	1.000	13,200,000	13,200,000
11417	701421.00033	SEPEDA MOTOR	YAMAHA	BT2	2017	1.000	12,600,000	12,600,000
11418	701421.00034	SEPEDA MOTOR	YAMAHA	BT2 W A/T	2019	1.000	14,200,000	14,200,000
11419	701421.00034	SEPEDA MOTOR	YAMAHA	BT2 W A/T	2018	1.000	13,500,000	13,500,000
11420	701421.00034	SEPEDA MOTOR	YAMAHA	BT2 W A/T	2017	1.000	12,900,000	12,900,000
11421	701421.00035	SEPEDA MOTOR	YAMAHA	BT3 M/T	2019	1.000	23,000,000	23,000,000
11422	701421.00035	SEPEDA MOTOR	YAMAHA	BT3 M/T	2018	1.000	21,900,000	21,900,000
11423	701421.00035	SEPEDA MOTOR	YAMAHA	BT3 M/T	2017	1.000	20,900,000	20,900,000
11424	701421.00036	SEPEDA MOTOR	YAMAHA	BU9	2019	1.000	13,900,000	13,900,000
11425	701421.00036	SEPEDA MOTOR	YAMAHA	BU9	2018	1.000	13,300,000	13,300,000

NO	KODING	JENIS	MEREK	TIPE	TH BUAT	BOBOT	NJKB	DP PKB
1	2	3	4	5	6	7	8	9
11426	701421.00036	SEPEDA MOTOR	YAMAHA	BU9	2017	1.000	12.700,000	12.700,000
11427	701421.00037	SEPEDA MOTOR	YAMAHA	BY8 A/T	2019	1.000	13.800,000	13.800,000
11428	701421.00037	SEPEDA MOTOR	YAMAHA	BY8 A/T	2018	1.000	13.200,000	13.200,000
11429	701421.00037	SEPEDA MOTOR	YAMAHA	BY8 A/T	2017	1.000	12.600,000	12.600,000
11430	701421.00196	SEPEDA MOTOR	YAMAHA	BYSON (45P)	2012	1.000	15.700,000	15.700,000
11431	701421.00196	SEPEDA MOTOR	YAMAHA	BYSON (45P)	2011	1.000	15.600,000	15.600,000
11432	701421.00196	SEPEDA MOTOR	YAMAHA	BYSON (45P)	2010	1.000	14.100,000	14.100,000
11433	701421.00070	SEPEDA MOTOR	YAMAHA	CHAMP E/KC	1993	1.000	4.400,000	4.400,000
11434	701421.00070	SEPEDA MOTOR	YAMAHA	CHAMP E/KC	1992	1.000	4.100,000	4.100,000
11435	701421.00070	SEPEDA MOTOR	YAMAHA	CHAMP E/KC	1991	1.000	3.900,000	3.900,000
11436	701421.00070	SEPEDA MOTOR	YAMAHA	CHAMP E/KC	1990	1.000	3.800,000	3.800,000
11437	701421.00038	SEPEDA MOTOR	YAMAHA	DG20	2019	1.000	72.600,000	72.600,000
11438	701421.00038	SEPEDA MOTOR	YAMAHA	DG20	2018	1.000	69.000,000	69.000,000
11439	701421.00038	SEPEDA MOTOR	YAMAHA	DG20	2017	1.000	65.600,000	65.600,000
11440	701421.00038	SEPEDA MOTOR	YAMAHA	DG20	2016	1.000	62.400,000	62.400,000
11441	701421.00038	SEPEDA MOTOR	YAMAHA	DG20	2015	1.000	59.300,000	59.300,000
11442	701421.00071	SEPEDA MOTOR	YAMAHA	DRAG STAR JYA 2 WE	1989	1.000	29.200,000	29.200,000
11443	701421.00039	SEPEDA MOTOR	YAMAHA	DRAG STAR JYA 4 VR 650 CC	1989	1.000	29.200,000	29.200,000
11444	701421.00039	SEPEDA MOTOR	YAMAHA	DRAG STAR JYA 4 VR 650 CC	1980	1.000	9.500,000	9.500,000
11445	701421.00150	SEPEDA MOTOR	YAMAHA	DT 100	1984	1.000	2.600,000	2.600,000
11446	701421.00150	SEPEDA MOTOR	YAMAHA	DT 100	1983	1.000	2.500,000	2.500,000
11447	701421.00150	SEPEDA MOTOR	YAMAHA	DT 100	1982	1.000	2.400,000	2.400,000
11448	701421.00150	SEPEDA MOTOR	YAMAHA	DT 100	1981	1.000	2.300,000	2.300,000
11449	701421.00150	SEPEDA MOTOR	YAMAHA	DT 100	1980	1.000	1.100,000	1.100,000
11450	701421.00072	SEPEDA MOTOR	YAMAHA	DT 100 X TRAIL	1985	1.000	2.800,000	2.800,000
11451	701421.00072	SEPEDA MOTOR	YAMAHA	DT 100 X TRAIL	1984	1.000	2.600,000	2.600,000
11452	701421.00072	SEPEDA MOTOR	YAMAHA	DT 100 X TRAIL	1983	1.000	2.500,000	2.500,000
11453	701421.00072	SEPEDA MOTOR	YAMAHA	DT 100 X TRAIL	1982	1.000	2.400,000	2.400,000
11454	701421.00072	SEPEDA MOTOR	YAMAHA	DT 100 X TRAIL	1981	1.000	2.300,000	2.300,000
11455	701421.00072	SEPEDA MOTOR	YAMAHA	DT 100 X TRAIL	1980	1.000	1.600,000	1.600,000
11456	701421.00073	SEPEDA MOTOR	YAMAHA	DT 125 X TRAIL	1985	1.000	2.900,000	2.900,000
11457	701421.00073	SEPEDA MOTOR	YAMAHA	DT 125 X TRAIL	1984	1.000	2.800,000	2.800,000
11458	701421.00073	SEPEDA MOTOR	YAMAHA	DT 125 X TRAIL	1983	1.000	2.700,000	2.700,000
11459	701421.00073	SEPEDA MOTOR	YAMAHA	DT 125 X TRAIL	1982	1.000	2.600,000	2.600,000
11460	701421.00073	SEPEDA MOTOR	YAMAHA	DT 125 X TRAIL	1981	1.000	2.500,000	2.500,000
11461	701421.00073	SEPEDA MOTOR	YAMAHA	DT 125 X TRAIL	1980	1.000	2.000,000	2.000,000
11462	701421.00078	SEPEDA MOTOR	YAMAHA	F1 ZR- CWH 110cc	2007	1.000	10.900,000	10.900,000
11463	701421.00078	SEPEDA MOTOR	YAMAHA	F1 ZR- CWH 110cc	2006	1.000	10.500,000	10.500,000
11464	701421.00078	SEPEDA MOTOR	YAMAHA	F1 ZR- CWH 110cc	2005	1.000	10.200,000	10.200,000
11465	701421.00078	SEPEDA MOTOR	YAMAHA	F1 ZR- CWH 110cc	2004	1.000	10.100,000	10.100,000
11466	701421.00078	SEPEDA MOTOR	YAMAHA	F1 ZR- CWH 110cc	2003	1.000	9.300,000	9.300,000
11467	701421.00078	SEPEDA MOTOR	YAMAHA	F1 ZR- CWH 110cc	2002	1.000	9.100,000	9.100,000
11468	701421.00077	SEPEDA MOTOR	YAMAHA	F1 ZR HE 110cc	2007	1.000	10.400,000	10.400,000
11469	701421.00077	SEPEDA MOTOR	YAMAHA	F1 ZR HE 110cc	2006	1.000	10.100,000	10.100,000
11470	701421.00077	SEPEDA MOTOR	YAMAHA	F1 ZR HE 110cc	2005	1.000	9.800,000	9.800,000
11471	701421.00077	SEPEDA MOTOR	YAMAHA	F1 ZR HE 110cc	2004	1.000	9.700,000	9.700,000
11472	701421.00077	SEPEDA MOTOR	YAMAHA	F1 ZR HE 110cc	2003	1.000	9.000,000	9.000,000
11473	701421.00077	SEPEDA MOTOR	YAMAHA	F1 ZR HE 110cc	2002	1.000	8.700,000	8.700,000
11474	701421.00076	SEPEDA MOTOR	YAMAHA	F1 Z SE 110cc	2005	1.000	10.200,000	10.200,000
11475	701421.00076	SEPEDA MOTOR	YAMAHA	F1 Z SE 110cc	2004	1.000	9.900,000	9.900,000
11476	701421.00076	SEPEDA MOTOR	YAMAHA	F1 Z SE 110cc	2003	1.000	9.200,000	9.200,000
11477	701421.00076	SEPEDA MOTOR	YAMAHA	F1 Z SE 110cc	2002	1.000	8.900,000	8.900,000
11478	701421.00146	SEPEDA MOTOR	YAMAHA	FINO 115	2010	1.000	14.800,000	14.800,000
11479	701421.00146	SEPEDA MOTOR	YAMAHA	FINO 115	2009	1.000	14.000,000	14.000,000
11480	701421.00146	SEPEDA MOTOR	YAMAHA	FINO 115	2008	1.000	13.300,000	13.300,000
11481	701421.00178	SEPEDA MOTOR	YAMAHA	FINO SPORTY (1UB)	2015	1.000	12.000,000	12.000,000
11482	701421.00074	SEPEDA MOTOR	YAMAHA	F I Z-E H	2004	1.000	8.200,000	8.200,000
11483	701421.00074	SEPEDA MOTOR	YAMAHA	F I Z-E H	2003	1.000	8.000,000	8.000,000
11484	701421.00074	SEPEDA MOTOR	YAMAHA	F I Z-E H	2002	1.000	7.800,000	7.800,000
11485	701421.00074	SEPEDA MOTOR	YAMAHA	F I Z-E H	2001	1.000	7.600,000	7.600,000
11486	701421.00074	SEPEDA MOTOR	YAMAHA	F I Z-E H	2000	1.000	7.300,000	7.300,000
11487	701421.00074	SEPEDA MOTOR	YAMAHA	F I Z-E H	1999	1.000	6.900,000	6.900,000
11488	701421.00074	SEPEDA MOTOR	YAMAHA	F I Z-E H	1998	1.000	6.400,000	6.400,000
11489	701421.00074	SEPEDA MOTOR	YAMAHA	F I Z-E H	1997	1.000	6.100,000	6.100,000
11490	701421.00074	SEPEDA MOTOR	YAMAHA	F I Z-E H	1996	1.000	5.700,000	5.700,000
11491	701421.00074	SEPEDA MOTOR	YAMAHA	F I Z-E H	1995	1.000	5.300,000	5.300,000
11492	701421.00074	SEPEDA MOTOR	YAMAHA	F I Z-E H	1994	1.000	5.000,000	5.000,000
11493	701421.00079	SEPEDA MOTOR	YAMAHA	FJ 1200	1993	1.000	77.400,000	77.400,000
11494	701421.00079	SEPEDA MOTOR	YAMAHA	FJ 1200	1992	1.000	70.300,000	70.300,000
11495	701421.00079	SEPEDA MOTOR	YAMAHA	FJ 1200	1991	1.000	63.700,000	63.700,000
11496	701421.00079	SEPEDA MOTOR	YAMAHA	FJ 1200	1990	1.000	57.500,000	57.500,000
11497	701421.00079	SEPEDA MOTOR	YAMAHA	FJ 1200	1989	1.000	53.000,000	53.000,000
11498	701421.00079	SEPEDA MOTOR	YAMAHA	FJ 1200	1988	1.000	48.000,000	48.000,000
11499	701421.00079	SEPEDA MOTOR	YAMAHA	FJ 1200	1987	1.000	43.400,000	43.400,000
11500	701421.00079	SEPEDA MOTOR	YAMAHA	FJ 1200	1986	1.000	39.000,000	39.000,000
11501	701421.00079	SEPEDA MOTOR	YAMAHA	FJ 1200	1985	1.000	35.100,000	35.100,000
11502	701421.00075	SEPEDA MOTOR	YAMAHA	F MAX 125cc	1990	1.000	37.900,000	37.900,000
11503	701421.00080	SEPEDA MOTOR	YAMAHA	FORCE 1 (100cc)	2004	1.000	8.200,000	8.200,000
11504	701421.00080	SEPEDA MOTOR	YAMAHA	FORCE 1 (100cc)	2003	1.000	8.000,000	8.000,000
11505	701421.00080	SEPEDA MOTOR	YAMAHA	FORCE 1 (100cc)	2002	1.000	7.800,000	7.800,000
11506	701421.00080	SEPEDA MOTOR	YAMAHA	FORCE 1 (100cc)	2001	1.000	7.700,000	7.700,000
11507	701421.00080	SEPEDA MOTOR	YAMAHA	FORCE 1 (100cc)	2000	1.000	6.300,000	6.300,000
11508	701421.00179	SEPEDA MOTOR	YAMAHA	FORCE SPORTY (1FD)	2015	1.000	11.200,000	11.200,000
11509	701421.00081	SEPEDA MOTOR	YAMAHA	FZR 1000	1992	1.000	67.900,000	67.900,000
11510	701421.00081	SEPEDA MOTOR	YAMAHA	FZR 1000	1991	1.000	61.500,000	61.500,000
11511	701421.00081	SEPEDA MOTOR	YAMAHA	FZR 1000	1990	1.000	55.700,000	55.700,000
11512	701421.00081	SEPEDA MOTOR	YAMAHA	FZR 1000	1989	1.000	51.300,000	51.300,000
11513	701421.00081	SEPEDA MOTOR	YAMAHA	FZR 1000	1988	1.000	46.400,000	46.400,000
11514	701421.00081	SEPEDA MOTOR	YAMAHA	FZR 1000	1987	1.000	41.900,000	41.900,000
11515	701421.00082	SEPEDA MOTOR	YAMAHA	FZR 600 R	1993	1.000	59.600,000	59.600,000

NO	KODING	JENIS	MEREK	TIPE	TH BUAT	BOBOT	NJKB	DP PKB
1	2	3	4	5	6	7	8	9
11516	701421.00082	SEPEDA MOTOR	YAMAHA	FZR 600 R	1992	1.000	54,100,000	54,100,000
11517	701421.00082	SEPEDA MOTOR	YAMAHA	FZR 600 R	1991	1.000	49,000,000	49,000,000
11518	701421.00082	SEPEDA MOTOR	YAMAHA	FZR 600 R	1990	1.000	44,400,000	44,400,000
11519	701421.00082	SEPEDA MOTOR	YAMAHA	FZR 600 R	1989	1.000	40,900,000	40,900,000
11520	701421.00083	SEPEDA MOTOR	YAMAHA	GLIDE 100/RX	2004	1.000	13,400,000	13,400,000
11521	701421.00083	SEPEDA MOTOR	YAMAHA	GLIDE 100/RX	2003	1.000	13,100,000	13,100,000
11522	701421.00083	SEPEDA MOTOR	YAMAHA	GLIDE 100/RX	2002	1.000	12,700,000	12,700,000
11523	701421.00083	SEPEDA MOTOR	YAMAHA	GLIDE 100/RX	2001	1.000	12,400,000	12,400,000
11524	701421.00083	SEPEDA MOTOR	YAMAHA	GLIDE 100/RX	2000	1.000	11,800,000	11,800,000
11525	701421.00151	SEPEDA MOTOR	YAMAHA	GT 80	1983	1.000	2,300,000	2,300,000
11526	701421.00151	SEPEDA MOTOR	YAMAHA	GT 80	1982	1.000	2,200,000	2,200,000
11527	701421.00151	SEPEDA MOTOR	YAMAHA	GT 80	1981	1.000	2,100,000	2,100,000
11528	701421.00151	SEPEDA MOTOR	YAMAHA	GT 80	1980	1.000	1,000,000	1,000,000
11529	701421.00084	SEPEDA MOTOR	YAMAHA	GTS 1000 A	1993	1.000	78,400,000	78,400,000
11530	701421.00084	SEPEDA MOTOR	YAMAHA	GTS 1000 A	1992	1.000	68,600,000	68,600,000
11531	701421.00084	SEPEDA MOTOR	YAMAHA	GTS 1000 A	1985	1.000	35,000,000	35,000,000
11532	701421.00084	SEPEDA MOTOR	YAMAHA	GTS 1000 A	1984	1.000	30,000,000	30,000,000
11533	701421.00085	SEPEDA MOTOR	YAMAHA	JUPITER (CBU)	2004	1.000	12,300,000	12,300,000
11534	701421.00085	SEPEDA MOTOR	YAMAHA	JUPITER (CBU)	2003	1.000	12,100,000	12,100,000
11535	701421.00085	SEPEDA MOTOR	YAMAHA	JUPITER (CBU)	2002	1.000	11,800,000	11,800,000
11536	701421.00085	SEPEDA MOTOR	YAMAHA	JUPITER (CBU)	2001	1.000	11,700,000	11,700,000
11537	701421.00085	SEPEDA MOTOR	YAMAHA	JUPITER (CBU)	2000	1.000	11,500,000	11,500,000
11538	701421.00180	SEPEDA MOTOR	YAMAHA	JUPITER-MX ATCW (55S)	2015	1.000	12,900,000	12,900,000
11539	701421.00210	SEPEDA MOTOR	YAMAHA	JUPITER-MX CW (50C)	2015	1.000	13,600,000	13,600,000
11540	701421.00183	SEPEDA MOTOR	YAMAHA	JUPITER Z1 CW (UE11 CW)	2016	1.000	12,400,000	12,400,000
11541	701421.00183	SEPEDA MOTOR	YAMAHA	JUPITER Z1 CW (UE11 CW)	2015	1.000	12,200,000	12,200,000
11542	701421.00182	SEPEDA MOTOR	YAMAHA	JUPITER Z1 (UE11)	2016	1.000	11,900,000	11,900,000
11543	701421.00182	SEPEDA MOTOR	YAMAHA	JUPITER Z1 (UE11)	2015	1.000	11,700,000	11,700,000
11544	701421.00181	SEPEDA MOTOR	YAMAHA	JUPITER Z FI (1DY)	2015	1.000	12,100,000	12,100,000
11545	701421.00086	SEPEDA MOTOR	YAMAHA	JZ 120	2004	1.000	12,300,000	12,300,000
11546	701421.00086	SEPEDA MOTOR	YAMAHA	JZ 120	2003	1.000	12,100,000	12,100,000
11547	701421.00086	SEPEDA MOTOR	YAMAHA	JZ 120	2002	1.000	11,800,000	11,800,000
11548	701421.00086	SEPEDA MOTOR	YAMAHA	JZ 120	2001	1.000	11,600,000	11,600,000
11549	701421.00087	SEPEDA MOTOR	YAMAHA	JZ 120 TIARA	2004	1.000	12,300,000	12,300,000
11550	701421.00087	SEPEDA MOTOR	YAMAHA	JZ 120 TIARA	2003	1.000	12,100,000	12,100,000
11551	701421.00087	SEPEDA MOTOR	YAMAHA	JZ 120 TIARA	2002	1.000	11,800,000	11,800,000
11552	701421.00087	SEPEDA MOTOR	YAMAHA	JZ 120 TIARA	2001	1.000	11,600,000	11,600,000
11553	701421.00088	SEPEDA MOTOR	YAMAHA	KODIAK	1996	1.000	50,500,000	50,500,000
11554	701421.00088	SEPEDA MOTOR	YAMAHA	KODIAK	1995	1.000	43,400,000	43,400,000
11555	701421.00154	SEPEDA MOTOR	YAMAHA	L2 DX - 100cc	1990	1.000	3,500,000	3,500,000
11556	701421.00154	SEPEDA MOTOR	YAMAHA	L2 DX - 100cc	1989	1.000	3,400,000	3,400,000
11557	701421.00154	SEPEDA MOTOR	YAMAHA	L2 DX - 100cc	1988	1.000	3,300,000	3,300,000
11558	701421.00154	SEPEDA MOTOR	YAMAHA	L2 DX - 100cc	1987	1.000	3,200,000	3,200,000
11559	701421.00154	SEPEDA MOTOR	YAMAHA	L2 DX - 100cc	1986	1.000	3,100,000	3,100,000
11560	701421.00154	SEPEDA MOTOR	YAMAHA	L2 DX - 100cc	1985	1.000	2,900,000	2,900,000
11561	701421.00154	SEPEDA MOTOR	YAMAHA	L2 DX - 100cc	1984	1.000	2,800,000	2,800,000
11562	701421.00154	SEPEDA MOTOR	YAMAHA	L2 DX - 100cc	1983	1.000	2,700,000	2,700,000
11563	701421.00154	SEPEDA MOTOR	YAMAHA	L2 DX - 100cc	1982	1.000	2,600,000	2,600,000
11564	701421.00154	SEPEDA MOTOR	YAMAHA	L2 DX - 100cc	1981	1.000	2,500,000	2,500,000
11565	701421.00154	SEPEDA MOTOR	YAMAHA	L2 DX - 100cc	1980	1.000	1,100,000	1,100,000
11566	701421.00154	SEPEDA MOTOR	YAMAHA	L2 DX - 100cc	1975	1.000	1,100,000	1,100,000
11567	701421.00161	SEPEDA MOTOR	YAMAHA	L2 S - 100cc	1993	1.000	3,900,000	3,900,000
11568	701421.00161	SEPEDA MOTOR	YAMAHA	L2 S - 100cc	1992	1.000	3,800,000	3,800,000
11569	701421.00161	SEPEDA MOTOR	YAMAHA	L2 S - 100cc	1991	1.000	3,600,000	3,600,000
11570	701421.00161	SEPEDA MOTOR	YAMAHA	L2 S - 100cc	1990	1.000	3,500,000	3,500,000
11571	701421.00161	SEPEDA MOTOR	YAMAHA	L2 S - 100cc	1989	1.000	3,400,000	3,400,000
11572	701421.00161	SEPEDA MOTOR	YAMAHA	L2 S - 100cc	1988	1.000	3,300,000	3,300,000
11573	701421.00161	SEPEDA MOTOR	YAMAHA	L2 S - 100cc	1987	1.000	3,200,000	3,200,000
11574	701421.00161	SEPEDA MOTOR	YAMAHA	L2 S - 100cc	1986	1.000	3,100,000	3,100,000
11575	701421.00161	SEPEDA MOTOR	YAMAHA	L2 S - 100cc	1985	1.000	2,900,000	2,900,000
11576	701421.00161	SEPEDA MOTOR	YAMAHA	L2 S - 100cc	1984	1.000	2,800,000	2,800,000
11577	701421.00161	SEPEDA MOTOR	YAMAHA	L2 S - 100cc	1983	1.000	2,700,000	2,700,000
11578	701421.00161	SEPEDA MOTOR	YAMAHA	L2 S - 100cc	1982	1.000	2,600,000	2,600,000
11579	701421.00161	SEPEDA MOTOR	YAMAHA	L2 S - 100cc	1981	1.000	2,500,000	2,500,000
11580	701421.00161	SEPEDA MOTOR	YAMAHA	L2 S - 100cc	1980	1.000	1,100,000	1,100,000
11581	701421.00089	SEPEDA MOTOR	YAMAHA	LS 3 - 100 CC	1981	1.000	1,200,000	1,200,000
11582	701421.00089	SEPEDA MOTOR	YAMAHA	LS 3 - 100 CC	1980	1.000	1,100,000	1,100,000
11583	701421.00090	SEPEDA MOTOR	YAMAHA	MAJESTY 125	2005	1.000	22,100,000	22,100,000
11584	701421.00090	SEPEDA MOTOR	YAMAHA	MAJESTY 125	2004	1.000	21,200,000	21,200,000
11585	701421.00090	SEPEDA MOTOR	YAMAHA	MAJESTY 125	2003	1.000	20,200,000	20,200,000
11586	701421.00090	SEPEDA MOTOR	YAMAHA	MAJESTY 125	2002	1.000	19,700,000	19,700,000
11587	701421.00090	SEPEDA MOTOR	YAMAHA	MAJESTY 125	2001	1.000	19,200,000	19,200,000
11588	701421.00090	SEPEDA MOTOR	YAMAHA	MAJESTY 125	2000	1.000	18,500,000	18,500,000
11589	701421.00185	SEPEDA MOTOR	YAMAHA	MIO-GT (2BJ)	2015	1.000	11,200,000	11,200,000
11590	701421.00184	SEPEDA MOTOR	YAMAHA	MIO J-FI (54P)	2015	1.000	10,700,000	10,700,000
11591	701421.00188	SEPEDA MOTOR	YAMAHA	NEW MIO BLUE CORE CW (SE88 CW)	2016	1.000	11,100,000	11,100,000
11592	701421.00188	SEPEDA MOTOR	YAMAHA	NEW MIO BLUE CORE CW (SE88 CW)	2015	1.000	10,900,000	10,900,000
11593	701421.00187	SEPEDA MOTOR	YAMAHA	NEW MIO BLUE CORE (SE88)	2016	1.000	11,100,000	11,100,000
11594	701421.00187	SEPEDA MOTOR	YAMAHA	NEW MIO BLUE CORE (SE88)	2015	1.000	10,900,000	10,900,000
11595	701421.00187	SEPEDA MOTOR	YAMAHA	NEW MIO BLUE CORE (SE88)	2014	1.000	10,600,000	10,600,000
11596	701421.00189	SEPEDA MOTOR	YAMAHA	NEW V-IXION (KICK STARTER) (1PA)	2015	1.000	18,800,000	18,800,000
11597	701421.00186	SEPEDA MOTOR	YAMAHA	N-MAX (2DP)	2016	1.000	21,800,000	21,800,000
11598	701421.00186	SEPEDA MOTOR	YAMAHA	N-MAX (2DP)	2015	1.000	21,200,000	21,200,000
11599	701421.00190	SEPEDA MOTOR	YAMAHA	OLD V-IXION (3C1)	2015	1.000	17,300,000	17,300,000
11600	701421.00191	SEPEDA MOTOR	YAMAHA	R1	2015	1.000	270,800,000	270,800,000
11601	701421.00192	SEPEDA MOTOR	YAMAHA	R15 (2PK)	2016	1.000	23,200,000	23,200,000
11602	701421.00192	SEPEDA MOTOR	YAMAHA	R15 (2PK)	2015	1.000	22,700,000	22,700,000
11603	701421.00193	SEPEDA MOTOR	YAMAHA	R25(1WD)	2015	1.000	42,000,000	42,000,000
11604	701421.00194	SEPEDA MOTOR	YAMAHA	R6	2015	1.000	212,000,000	212,000,000
11605	701421.00040	SEPEDA MOTOR	YAMAHA	RG10	2019	1.000	47,400,000	47,400,000

NO	KODING	JENIS	MEREK	TIPE	TH BUAT	BOBOT	NJKB	DP PKB
1	2	3	4	5	6	7	8	9
11606	701421.00040	SEPEDA MOTOR	YAMAHA	RG10	2018	1.000	45,100,000	45,100,000
11607	701421.00040	SEPEDA MOTOR	YAMAHA	RG10	2017	1.000	42,900,000	42,900,000
11608	701421.00040	SEPEDA MOTOR	YAMAHA	RG10	2016	1.000	40,800,000	40,800,000
11609	701421.00040	SEPEDA MOTOR	YAMAHA	RG10	2015	1.000	38,800,000	38,800,000
11610	701421.00040	SEPEDA MOTOR	YAMAHA	RG10	2014	1.000	36,900,000	36,900,000
11611	701421.00222	SEPEDA MOTOR	YAMAHA	RG10 SA M/T	2019	1.000	49,100,000	49,100,000
11612	701421.00041	SEPEDA MOTOR	YAMAHA	RG10 S M/T	2019	1.000	45,100,000	45,100,000
11613	701421.00041	SEPEDA MOTOR	YAMAHA	RG10 S M/T	2018	1.000	42,900,000	42,900,000
11614	701421.00042	SEPEDA MOTOR	YAMAHA	RJ15	2019	1.000	210,700,000	210,700,000
11615	701421.00042	SEPEDA MOTOR	YAMAHA	RJ15	2018	1.000	200,200,000	200,200,000
11616	701421.00042	SEPEDA MOTOR	YAMAHA	RJ15	2017	1.000	190,200,000	190,200,000
11617	701421.00042	SEPEDA MOTOR	YAMAHA	RJ15	2016	1.000	180,700,000	180,700,000
11618	701421.00042	SEPEDA MOTOR	YAMAHA	RJ15	2015	1.000	171,700,000	171,700,000
11619	701421.00042	SEPEDA MOTOR	YAMAHA	RJ15	2014	1.000	163,200,000	163,200,000
11620	701421.00223	SEPEDA MOTOR	YAMAHA	RM172 M/T	2019	1.000	156,000,000	156,000,000
11621	701421.00043	SEPEDA MOTOR	YAMAHA	RN22	2019	1.000	296,500,000	296,500,000
11622	701421.00043	SEPEDA MOTOR	YAMAHA	RN22	2018	1.000	281,700,000	281,700,000
11623	701421.00043	SEPEDA MOTOR	YAMAHA	RN22	2017	1.000	267,700,000	267,700,000
11624	701421.00043	SEPEDA MOTOR	YAMAHA	RN22	2016	1.000	254,400,000	254,400,000
11625	701421.00043	SEPEDA MOTOR	YAMAHA	RN22	2015	1.000	241,700,000	241,700,000
11626	701421.00043	SEPEDA MOTOR	YAMAHA	RN22	2014	1.000	229,700,000	229,700,000
11627	701421.00044	SEPEDA MOTOR	YAMAHA	RN29	2019	1.000	195,100,000	195,100,000
11628	701421.00044	SEPEDA MOTOR	YAMAHA	RN29	2018	1.000	185,400,000	185,400,000
11629	701421.00044	SEPEDA MOTOR	YAMAHA	RN29	2017	1.000	176,200,000	176,200,000
11630	701421.00044	SEPEDA MOTOR	YAMAHA	RN29	2016	1.000	167,400,000	167,400,000
11631	701421.00044	SEPEDA MOTOR	YAMAHA	RN29	2015	1.000	159,100,000	159,100,000
11632	701421.00045	SEPEDA MOTOR	YAMAHA	RN29 TRACER	2019	1.000	253,600,000	253,600,000
11633	701421.00045	SEPEDA MOTOR	YAMAHA	RN29 TRACER	2018	1.000	241,000,000	241,000,000
11634	701421.00045	SEPEDA MOTOR	YAMAHA	RN29 TRACER	2017	1.000	229,000,000	229,000,000
11635	701421.00045	SEPEDA MOTOR	YAMAHA	RN29 TRACER	2016	1.000	217,600,000	217,600,000
11636	701421.00046	SEPEDA MOTOR	YAMAHA	RN32	2019	1.000	429,000,000	429,000,000
11637	701421.00046	SEPEDA MOTOR	YAMAHA	RN32	2018	1.000	407,600,000	407,600,000
11638	701421.00046	SEPEDA MOTOR	YAMAHA	RN32	2017	1.000	387,300,000	387,300,000
11639	701421.00046	SEPEDA MOTOR	YAMAHA	RN32	2016	1.000	368,000,000	368,000,000
11640	701421.00046	SEPEDA MOTOR	YAMAHA	RN32	2015	1.000	349,600,000	349,600,000
11641	701421.00224	SEPEDA MOTOR	YAMAHA	RN435 M/T	2019	1.000	195,000,000	195,000,000
11642	701421.00225	SEPEDA MOTOR	YAMAHA	RN497 M/T	2019	1.000	429,000,000	429,000,000
11643	701421.00091	SEPEDA MOTOR	YAMAHA	RS 100	1982	1.000	3,000,000	3,000,000
11644	701421.00091	SEPEDA MOTOR	YAMAHA	RS 100	1981	1.000	2,900,000	2,900,000
11645	701421.00091	SEPEDA MOTOR	YAMAHA	RS 100	1980	1.000	1,100,000	1,100,000
11646	701421.00091	SEPEDA MOTOR	YAMAHA	RS 100	1976	1.000	1,100,000	1,100,000
11647	701421.00092	SEPEDA MOTOR	YAMAHA	RS 100 SUPER	1982	1.000	3,000,000	3,000,000
11648	701421.00092	SEPEDA MOTOR	YAMAHA	RS 100 SUPER	1981	1.000	2,900,000	2,900,000
11649	701421.00092	SEPEDA MOTOR	YAMAHA	RS 100 SUPER	1980	1.000	1,100,000	1,100,000
11650	701421.00093	SEPEDA MOTOR	YAMAHA	RX 100 CC	1982	1.000	3,000,000	3,000,000
11651	701421.00093	SEPEDA MOTOR	YAMAHA	RX 100 CC	1981	1.000	2,900,000	2,900,000
11652	701421.00093	SEPEDA MOTOR	YAMAHA	RX 100 CC	1980	1.000	1,800,000	1,800,000
11653	701421.00093	SEPEDA MOTOR	YAMAHA	RX 100 CC	1979	1.000	1,800,000	1,800,000
11654	701421.00093	SEPEDA MOTOR	YAMAHA	RX 100 CC	1978	1.000	1,800,000	1,800,000
11655	701421.00093	SEPEDA MOTOR	YAMAHA	RX 100 CC	1977	1.000	1,800,000	1,800,000
11656	701421.00094	SEPEDA MOTOR	YAMAHA	RX 115 SPECIAL	2007	1.000	9,300,000	9,300,000
11657	701421.00094	SEPEDA MOTOR	YAMAHA	RX 115 SPECIAL	2006	1.000	8,900,000	8,900,000
11658	701421.00094	SEPEDA MOTOR	YAMAHA	RX 115 SPECIAL	2005	1.000	8,700,000	8,700,000
11659	701421.00094	SEPEDA MOTOR	YAMAHA	RX 115 SPECIAL	2004	1.000	8,600,000	8,600,000
11660	701421.00094	SEPEDA MOTOR	YAMAHA	RX 115 SPECIAL	2003	1.000	8,500,000	8,500,000
11661	701421.00094	SEPEDA MOTOR	YAMAHA	RX 115 SPECIAL	2002	1.000	8,400,000	8,400,000
11662	701421.00094	SEPEDA MOTOR	YAMAHA	RX 115 SPECIAL	2001	1.000	8,300,000	8,300,000
11663	701421.00094	SEPEDA MOTOR	YAMAHA	RX 115 SPECIAL	2000	1.000	8,300,000	8,300,000
11664	701421.00094	SEPEDA MOTOR	YAMAHA	RX 115 SPECIAL	1999	1.000	7,400,000	7,400,000
11665	701421.00094	SEPEDA MOTOR	YAMAHA	RX 115 SPECIAL	1998	1.000	6,400,000	6,400,000
11666	701421.00094	SEPEDA MOTOR	YAMAHA	RX 115 SPECIAL	1997	1.000	5,700,000	5,700,000
11667	701421.00094	SEPEDA MOTOR	YAMAHA	RX 115 SPECIAL	1996	1.000	5,000,000	5,000,000
11668	701421.00094	SEPEDA MOTOR	YAMAHA	RX 115 SPECIAL	1995	1.000	4,700,000	4,700,000
11669	701421.00094	SEPEDA MOTOR	YAMAHA	RX 115 SPECIAL	1994	1.000	4,300,000	4,300,000
11670	701421.00094	SEPEDA MOTOR	YAMAHA	RX 115 SPECIAL	1993	1.000	4,000,000	4,000,000
11671	701421.00094	SEPEDA MOTOR	YAMAHA	RX 115 SPECIAL	1992	1.000	3,800,000	3,800,000
11672	701421.00094	SEPEDA MOTOR	YAMAHA	RX 115 SPECIAL	1991	1.000	3,700,000	3,700,000
11673	701421.00094	SEPEDA MOTOR	YAMAHA	RX 115 SPECIAL	1990	1.000	3,600,000	3,600,000
11674	701421.00094	SEPEDA MOTOR	YAMAHA	RX 115 SPECIAL	1989	1.000	3,500,000	3,500,000
11675	701421.00094	SEPEDA MOTOR	YAMAHA	RX 115 SPECIAL	1988	1.000	3,400,000	3,400,000
11676	701421.00094	SEPEDA MOTOR	YAMAHA	RX 115 SPECIAL	1987	1.000	3,300,000	3,300,000
11677	701421.00094	SEPEDA MOTOR	YAMAHA	RX 115 SPECIAL	1986	1.000	3,200,000	3,200,000
11678	701421.00094	SEPEDA MOTOR	YAMAHA	RX 115 SPECIAL	1985	1.000	3,100,000	3,100,000
11679	701421.00094	SEPEDA MOTOR	YAMAHA	RX 115 SPECIAL	1984	1.000	3,000,000	3,000,000
11680	701421.00094	SEPEDA MOTOR	YAMAHA	RX 115 SPECIAL	1983	1.000	2,900,000	2,900,000
11681	701421.00094	SEPEDA MOTOR	YAMAHA	RX 115 SPECIAL	1982	1.000	2,800,000	2,800,000
11682	701421.00094	SEPEDA MOTOR	YAMAHA	RX 115 SPECIAL	1981	1.000	2,700,000	2,700,000
11683	701421.00094	SEPEDA MOTOR	YAMAHA	RX 115 SPECIAL	1980	1.000	2,600,000	2,600,000
11684	701421.00095	SEPEDA MOTOR	YAMAHA	RX 115 SPECIAL PLUS	2007	1.000	9,300,000	9,300,000
11685	701421.00095	SEPEDA MOTOR	YAMAHA	RX 115 SPECIAL PLUS	2006	1.000	8,900,000	8,900,000
11686	701421.00095	SEPEDA MOTOR	YAMAHA	RX 115 SPECIAL PLUS	2005	1.000	8,700,000	8,700,000
11687	701421.00095	SEPEDA MOTOR	YAMAHA	RX 115 SPECIAL PLUS	2004	1.000	8,600,000	8,600,000
11688	701421.00095	SEPEDA MOTOR	YAMAHA	RX 115 SPECIAL PLUS	2003	1.000	8,500,000	8,500,000
11689	701421.00095	SEPEDA MOTOR	YAMAHA	RX 115 SPECIAL PLUS	2002	1.000	8,400,000	8,400,000
11690	701421.00095	SEPEDA MOTOR	YAMAHA	RX 115 SPECIAL PLUS	2001	1.000	8,300,000	8,300,000
11691	701421.00095	SEPEDA MOTOR	YAMAHA	RX 115 SPECIAL PLUS	2000	1.000	8,300,000	8,300,000
11692	701421.00095	SEPEDA MOTOR	YAMAHA	RX 115 SPECIAL PLUS	1999	1.000	7,400,000	7,400,000
11693	701421.00095	SEPEDA MOTOR	YAMAHA	RX 115 SPECIAL PLUS	1998	1.000	6,400,000	6,400,000
11694	701421.00095	SEPEDA MOTOR	YAMAHA	RX 115 SPECIAL PLUS	1997	1.000	5,700,000	5,700,000
11695	701421.00095	SEPEDA MOTOR	YAMAHA	RX 115 SPECIAL PLUS	1996	1.000	5,000,000	5,000,000

NO	KODING	JENIS	MEREK	TIPE	TH BUAT	BOBOT	NJKB	DP PKB
1	2	3	4	5	6	7	8	9
11696	701421.00095	SEPEDA MOTOR	YAMAHA	RX 115 SPECIAL PLUS	1995	1.000	4,700,000	4,700,000
11697	701421.00095	SEPEDA MOTOR	YAMAHA	RX 115 SPECIAL PLUS	1994	1.000	4,300,000	4,300,000
11698	701421.00095	SEPEDA MOTOR	YAMAHA	RX 115 SPECIAL PLUS	1993	1.000	4,000,000	4,000,000
11699	701421.00095	SEPEDA MOTOR	YAMAHA	RX 115 SPECIAL PLUS	1992	1.000	3,800,000	3,800,000
11700	701421.00095	SEPEDA MOTOR	YAMAHA	RX 115 SPECIAL PLUS	1991	1.000	3,700,000	3,700,000
11701	701421.00095	SEPEDA MOTOR	YAMAHA	RX 115 SPECIAL PLUS	1990	1.000	3,600,000	3,600,000
11702	701421.00095	SEPEDA MOTOR	YAMAHA	RX 115 SPECIAL PLUS	1989	1.000	3,500,000	3,500,000
11703	701421.00095	SEPEDA MOTOR	YAMAHA	RX 115 SPECIAL PLUS	1988	1.000	3,400,000	3,400,000
11704	701421.00095	SEPEDA MOTOR	YAMAHA	RX 115 SPECIAL PLUS	1987	1.000	3,300,000	3,300,000
11705	701421.00095	SEPEDA MOTOR	YAMAHA	RX 115 SPECIAL PLUS	1986	1.000	3,200,000	3,200,000
11706	701421.00095	SEPEDA MOTOR	YAMAHA	RX 115 SPECIAL PLUS	1985	1.000	3,100,000	3,100,000
11707	701421.00095	SEPEDA MOTOR	YAMAHA	RX 115 SPECIAL PLUS	1984	1.000	3,000,000	3,000,000
11708	701421.00095	SEPEDA MOTOR	YAMAHA	RX 115 SPECIAL PLUS	1983	1.000	2,900,000	2,900,000
11709	701421.00095	SEPEDA MOTOR	YAMAHA	RX 115 SPECIAL PLUS	1982	1.000	2,800,000	2,800,000
11710	701421.00095	SEPEDA MOTOR	YAMAHA	RX 115 SPECIAL PLUS	1981	1.000	2,700,000	2,700,000
11711	701421.00096	SEPEDA MOTOR	YAMAHA	RX 125 CC	1982	1.000	2,900,000	2,900,000
11712	701421.00096	SEPEDA MOTOR	YAMAHA	RX 125 CC	1981	1.000	2,800,000	2,800,000
11713	701421.00096	SEPEDA MOTOR	YAMAHA	RX 125 CC	1980	1.000	2,200,000	2,200,000
11714	701421.00097	SEPEDA MOTOR	YAMAHA	RX-K 135cc	2010	1.000	14,000,000	14,000,000
11715	701421.00097	SEPEDA MOTOR	YAMAHA	RX-K 135cc	2009	1.000	13,200,000	13,200,000
11716	701421.00097	SEPEDA MOTOR	YAMAHA	RX-K 135cc	2008	1.000	12,500,000	12,500,000
11717	701421.00097	SEPEDA MOTOR	YAMAHA	RX-K 135cc	2007	1.000	12,400,000	12,400,000
11718	701421.00097	SEPEDA MOTOR	YAMAHA	RX-K 135cc	2006	1.000	12,000,000	12,000,000
11719	701421.00097	SEPEDA MOTOR	YAMAHA	RX-K 135cc	2005	1.000	11,800,000	11,800,000
11720	701421.00097	SEPEDA MOTOR	YAMAHA	RX-K 135cc	2004	1.000	11,600,000	11,600,000
11721	701421.00097	SEPEDA MOTOR	YAMAHA	RX-K 135cc	2003	1.000	10,800,000	10,800,000
11722	701421.00097	SEPEDA MOTOR	YAMAHA	RX-K 135cc	2002	1.000	10,500,000	10,500,000
11723	701421.00097	SEPEDA MOTOR	YAMAHA	RX-K 135cc	2001	1.000	10,300,000	10,300,000
11724	701421.00097	SEPEDA MOTOR	YAMAHA	RX-K 135cc	2000	1.000	10,000,000	10,000,000
11725	701421.00097	SEPEDA MOTOR	YAMAHA	RX-K 135cc	1999	1.000	8,700,000	8,700,000
11726	701421.00097	SEPEDA MOTOR	YAMAHA	RX-K 135cc	1998	1.000	7,400,000	7,400,000
11727	701421.00097	SEPEDA MOTOR	YAMAHA	RX-K 135cc	1997	1.000	6,300,000	6,300,000
11728	701421.00097	SEPEDA MOTOR	YAMAHA	RX-K 135cc	1996	1.000	5,500,000	5,500,000
11729	701421.00097	SEPEDA MOTOR	YAMAHA	RX-K 135cc	1995	1.000	5,200,000	5,200,000
11730	701421.00097	SEPEDA MOTOR	YAMAHA	RX-K 135cc	1994	1.000	4,800,000	4,800,000
11731	701421.00097	SEPEDA MOTOR	YAMAHA	RX-K 135cc	1993	1.000	4,500,000	4,500,000
11732	701421.00097	SEPEDA MOTOR	YAMAHA	RX-K 135cc	1992	1.000	4,200,000	4,200,000
11733	701421.00097	SEPEDA MOTOR	YAMAHA	RX-K 135cc	1991	1.000	3,900,000	3,900,000
11734	701421.00097	SEPEDA MOTOR	YAMAHA	RX-K 135cc	1990	1.000	3,700,000	3,700,000
11735	701421.00097	SEPEDA MOTOR	YAMAHA	RX-K 135cc	1989	1.000	3,600,000	3,600,000
11736	701421.00097	SEPEDA MOTOR	YAMAHA	RX-K 135cc	1988	1.000	3,500,000	3,500,000
11737	701421.00097	SEPEDA MOTOR	YAMAHA	RX-K 135cc	1987	1.000	3,400,000	3,400,000
11738	701421.00097	SEPEDA MOTOR	YAMAHA	RX-K 135cc	1986	1.000	3,300,000	3,300,000
11739	701421.00097	SEPEDA MOTOR	YAMAHA	RX-K 135cc	1985	1.000	3,200,000	3,200,000
11740	701421.00097	SEPEDA MOTOR	YAMAHA	RX-K 135cc	1984	1.000	3,100,000	3,100,000
11741	701421.00097	SEPEDA MOTOR	YAMAHA	RX-K 135cc	1983	1.000	3,000,000	3,000,000
11742	701421.00097	SEPEDA MOTOR	YAMAHA	RX-K 135cc	1982	1.000	2,900,000	2,900,000
11743	701421.00097	SEPEDA MOTOR	YAMAHA	RX-K 135cc	1981	1.000	2,800,000	2,800,000
11744	701421.00098	SEPEDA MOTOR	YAMAHA	RX-Z 135cc	1999	1.000	9,300,000	9,300,000
11745	701421.00098	SEPEDA MOTOR	YAMAHA	RX-Z 135cc	1998	1.000	8,200,000	8,200,000
11746	701421.00098	SEPEDA MOTOR	YAMAHA	RX-Z 135cc	1997	1.000	7,400,000	7,400,000
11747	701421.00098	SEPEDA MOTOR	YAMAHA	RX-Z 135cc	1996	1.000	6,500,000	6,500,000
11748	701421.00098	SEPEDA MOTOR	YAMAHA	RX-Z 135cc	1995	1.000	6,100,000	6,100,000
11749	701421.00098	SEPEDA MOTOR	YAMAHA	RX-Z 135cc	1994	1.000	5,800,000	5,800,000
11750	701421.00098	SEPEDA MOTOR	YAMAHA	RX-Z 135cc	1993	1.000	5,400,000	5,400,000
11751	701421.00098	SEPEDA MOTOR	YAMAHA	RX-Z 135cc	1992	1.000	4,900,000	4,900,000
11752	701421.00098	SEPEDA MOTOR	YAMAHA	RX-Z 135cc	1991	1.000	4,600,000	4,600,000
11753	701421.00098	SEPEDA MOTOR	YAMAHA	RX-Z 135cc	1990	1.000	4,300,000	4,300,000
11754	701421.00099	SEPEDA MOTOR	YAMAHA	RZR 135cc	1997	1.000	7,600,000	7,600,000
11755	701421.00099	SEPEDA MOTOR	YAMAHA	RZR 135cc	1996	1.000	7,000,000	7,000,000
11756	701421.00099	SEPEDA MOTOR	YAMAHA	RZR 135cc	1995	1.000	6,400,000	6,400,000
11757	701421.00099	SEPEDA MOTOR	YAMAHA	RZR 135cc	1994	1.000	6,000,000	6,000,000
11758	701421.00099	SEPEDA MOTOR	YAMAHA	RZR 135cc	1993	1.000	5,500,000	5,500,000
11759	701421.00099	SEPEDA MOTOR	YAMAHA	RZR 135cc	1992	1.000	5,000,000	5,000,000
11760	701421.00099	SEPEDA MOTOR	YAMAHA	RZR 135cc	1991	1.000	4,700,000	4,700,000
11761	701421.00099	SEPEDA MOTOR	YAMAHA	RZR 135cc	1990	1.000	4,400,000	4,400,000
11762	701421.00101	SEPEDA MOTOR	YAMAHA	SCORPIO 5 BP / 225cc	2003	1.000	12,100,000	12,100,000
11763	701421.00101	SEPEDA MOTOR	YAMAHA	SCORPIO 5 BP / 225cc	2002	1.000	12,000,000	12,000,000
11764	701421.00100	SEPEDA MOTOR	YAMAHA	SCORPIO 5 BP-G	2004	1.000	12,400,000	12,400,000
11765	701421.00102	SEPEDA MOTOR	YAMAHA	SCORPIO 5BP-Z 223cc	2011	1.000	18,400,000	18,400,000
11766	701421.00102	SEPEDA MOTOR	YAMAHA	SCORPIO 5BP-Z 223cc	2010	1.000	16,300,000	16,300,000
11767	701421.00102	SEPEDA MOTOR	YAMAHA	SCORPIO 5BP-Z 223cc	2009	1.000	15,400,000	15,400,000
11768	701421.00102	SEPEDA MOTOR	YAMAHA	SCORPIO 5BP-Z 223cc	2008	1.000	14,600,000	14,600,000
11769	701421.00102	SEPEDA MOTOR	YAMAHA	SCORPIO 5BP-Z 223cc	2007	1.000	14,300,000	14,300,000
11770	701421.00102	SEPEDA MOTOR	YAMAHA	SCORPIO 5BP-Z 223cc	2006	1.000	13,500,000	13,500,000
11771	701421.00102	SEPEDA MOTOR	YAMAHA	SCORPIO 5BP-Z 223cc	2005	1.000	12,400,000	12,400,000
11772	701421.00102	SEPEDA MOTOR	YAMAHA	SCORPIO 5BP-Z 223cc	2004	1.000	12,300,000	12,300,000
11773	701421.00195	SEPEDA MOTOR	YAMAHA	SCORPIO-ZCW (54D)	2015	1.000	19,700,000	19,700,000
11774	701421.00047	SEPEDA MOTOR	YAMAHA	SE66	2019	1.000	22,700,000	22,700,000
11775	701421.00047	SEPEDA MOTOR	YAMAHA	SE66	2018	1.000	21,600,000	21,600,000
11776	701421.00047	SEPEDA MOTOR	YAMAHA	SE66	2017	1.000	20,600,000	20,600,000
11777	701421.00047	SEPEDA MOTOR	YAMAHA	SE66	2016	1.000	19,600,000	19,600,000
11778	701421.00047	SEPEDA MOTOR	YAMAHA	SE66	2015	1.000	18,700,000	18,700,000
11779	701421.00048	SEPEDA MOTOR	YAMAHA	SE88	2019	1.000	12,300,000	12,300,000
11780	701421.00048	SEPEDA MOTOR	YAMAHA	SE88	2018	1.000	11,700,000	11,700,000
11781	701421.00048	SEPEDA MOTOR	YAMAHA	SE88	2017	1.000	11,200,000	11,200,000
11782	701421.00048	SEPEDA MOTOR	YAMAHA	SE88	2016	1.000	10,700,000	10,700,000
11783	701421.00048	SEPEDA MOTOR	YAMAHA	SE88	2015	1.000	10,200,000	10,200,000
11784	701421.00049	SEPEDA MOTOR	YAMAHA	SE88 (JARI-JARI)	2019	1.000	11,700,000	11,700,000
11785	701421.00049	SEPEDA MOTOR	YAMAHA	SE88 (JARI-JARI)	2018	1.000	11,200,000	11,200,000

NO	KODING	JENIS	MEREK	TIPE	TH BUAT	BOBOT	NJKB	DP PKB
1	2	3	4	5	6	7	8	9
11786	701421.00049	SEPEDA MOTOR	YAMAHA	SE88 (JARI-JARI)	2017	1.000	10,700,000	10,700,000
11787	701421.00049	SEPEDA MOTOR	YAMAHA	SE88 (JARI-JARI)	2016	1.000	10,200,000	10,200,000
11788	701421.00049	SEPEDA MOTOR	YAMAHA	SE88 (JARI-JARI)	2015	1.000	9,700,000	9,700,000
11789	701421.00226	SEPEDA MOTOR	YAMAHA	SG56 A A/T	2019	1.000	23,900,000	23,900,000
11790	701421.00227	SEPEDA MOTOR	YAMAHA	SG56 A/T	2019	1.000	21,000,000	21,000,000
11791	701421.00050	SEPEDA MOTOR	YAMAHA	SJ092	2019	1.000	218,400,000	218,400,000
11792	701421.00050	SEPEDA MOTOR	YAMAHA	SJ092	2018	1.000	207,500,000	207,500,000
11793	701421.00050	SEPEDA MOTOR	YAMAHA	SJ092	2017	1.000	197,200,000	197,200,000
11794	701421.00050	SEPEDA MOTOR	YAMAHA	SJ092	2015	1.000	177,500,000	177,500,000
11795	701421.00050	SEPEDA MOTOR	YAMAHA	SJ092	2014	1.000	168,700,000	168,700,000
11796	701421.00051	SEPEDA MOTOR	YAMAHA	SJ14	2019	1.000	248,800,000	248,800,000
11797	701421.00051	SEPEDA MOTOR	YAMAHA	SJ14	2018	1.000	236,400,000	236,400,000
11798	701421.00211	SEPEDA MOTOR	YAMAHA	SJ902	2016	1.000	171,600,000	171,600,000
11799	701421.00197	SEPEDA MOTOR	YAMAHA	SOUL GT (1KP)	2015	1.000	12,100,000	12,100,000
11800	701421.00212	SEPEDA MOTOR	YAMAHA	SUPRA TSY 125-5	2008	1.000	6,000,000	6,000,000
11801	701421.00212	SEPEDA MOTOR	YAMAHA	SUPRA TSY 125-5	2007	1.000	5,600,000	5,600,000
11802	701421.00212	SEPEDA MOTOR	YAMAHA	SUPRA TSY 125-5	2006	1.000	5,300,000	5,300,000
11803	701421.00103	SEPEDA MOTOR	YAMAHA	T 105 E CRIPTON	2004	1.000	7,100,000	7,100,000
11804	701421.00103	SEPEDA MOTOR	YAMAHA	T 105 E CRIPTON	2003	1.000	6,800,000	6,800,000
11805	701421.00103	SEPEDA MOTOR	YAMAHA	T 105 E CRIPTON	2002	1.000	6,600,000	6,600,000
11806	701421.00103	SEPEDA MOTOR	YAMAHA	T 105 E CRIPTON	2001	1.000	6,400,000	6,400,000
11807	701421.00103	SEPEDA MOTOR	YAMAHA	T 105 E CRIPTON	2000	1.000	6,300,000	6,300,000
11808	701421.00103	SEPEDA MOTOR	YAMAHA	T 105 E CRIPTON	1999	1.000	6,100,000	6,100,000
11809	701421.00103	SEPEDA MOTOR	YAMAHA	T 105 E CRIPTON	1998	1.000	5,800,000	5,800,000
11810	701421.00103	SEPEDA MOTOR	YAMAHA	T 105 E CRIPTON	1997	1.000	5,500,000	5,500,000
11811	701421.00103	SEPEDA MOTOR	YAMAHA	T 105 E CRIPTON	1996	1.000	4,900,000	4,900,000
11812	701421.00106	SEPEDA MOTOR	YAMAHA	T 105 ERD (VEGA DB)	2010	1.000	9,500,000	9,500,000
11813	701421.00106	SEPEDA MOTOR	YAMAHA	T 105 ERD (VEGA DB)	2009	1.000	9,000,000	9,000,000
11814	701421.00106	SEPEDA MOTOR	YAMAHA	T 105 ERD (VEGA DB)	2008	1.000	8,600,000	8,600,000
11815	701421.00106	SEPEDA MOTOR	YAMAHA	T 105 ERD (VEGA DB)	2007	1.000	8,400,000	8,400,000
11816	701421.00106	SEPEDA MOTOR	YAMAHA	T 105 ERD (VEGA DB)	2006	1.000	7,700,000	7,700,000
11817	701421.00106	SEPEDA MOTOR	YAMAHA	T 105 ERD (VEGA DB)	2005	1.000	7,400,000	7,400,000
11818	701421.00106	SEPEDA MOTOR	YAMAHA	T 105 ERD (VEGA DB)	2004	1.000	7,300,000	7,300,000
11819	701421.00106	SEPEDA MOTOR	YAMAHA	T 105 ERD (VEGA DB)	2003	1.000	7,000,000	7,000,000
11820	701421.00143	SEPEDA MOTOR	YAMAHA	T 105 ERD (VEGA DB SE)	2010	1.000	9,900,000	9,900,000
11821	701421.00143	SEPEDA MOTOR	YAMAHA	T 105 ERD (VEGA DB SE)	2009	1.000	9,300,000	9,300,000
11822	701421.00143	SEPEDA MOTOR	YAMAHA	T 105 ERD (VEGA DB SE)	2008	1.000	8,800,000	8,800,000
11823	701421.00143	SEPEDA MOTOR	YAMAHA	T 105 ERD (VEGA DB SE)	2007	1.000	8,500,000	8,500,000
11824	701421.00105	SEPEDA MOTOR	YAMAHA	T 105 ER VEGA R	2010	1.000	9,300,000	9,300,000
11825	701421.00105	SEPEDA MOTOR	YAMAHA	T 105 ER VEGA R	2009	1.000	8,800,000	8,800,000
11826	701421.00105	SEPEDA MOTOR	YAMAHA	T 105 ER VEGA R	2008	1.000	8,400,000	8,400,000
11827	701421.00105	SEPEDA MOTOR	YAMAHA	T 105 ER VEGA R	2007	1.000	8,300,000	8,300,000
11828	701421.00105	SEPEDA MOTOR	YAMAHA	T 105 ER VEGA R	2006	1.000	7,600,000	7,600,000
11829	701421.00105	SEPEDA MOTOR	YAMAHA	T 105 ER VEGA R	2005	1.000	7,400,000	7,400,000
11830	701421.00105	SEPEDA MOTOR	YAMAHA	T 105 ER VEGA R	2004	1.000	7,200,000	7,200,000
11831	701421.00105	SEPEDA MOTOR	YAMAHA	T 105 ER VEGA R	2003	1.000	6,900,000	6,900,000
11832	701421.00105	SEPEDA MOTOR	YAMAHA	T 105 ER VEGA R	2002	1.000	6,700,000	6,700,000
11833	701421.00104	SEPEDA MOTOR	YAMAHA	T 105 E VEGA	2004	1.000	7,200,000	7,200,000
11834	701421.00104	SEPEDA MOTOR	YAMAHA	T 105 E VEGA	2003	1.000	6,900,000	6,900,000
11835	701421.00104	SEPEDA MOTOR	YAMAHA	T 105 E VEGA	2002	1.000	6,700,000	6,700,000
11836	701421.00104	SEPEDA MOTOR	YAMAHA	T 105 E VEGA	2001	1.000	6,500,000	6,500,000
11837	701421.00104	SEPEDA MOTOR	YAMAHA	T 105 E VEGA	2000	1.000	6,400,000	6,400,000
11838	701421.00104	SEPEDA MOTOR	YAMAHA	T 105 E VEGA	1999	1.000	6,200,000	6,200,000
11839	701421.00104	SEPEDA MOTOR	YAMAHA	T 105 E VEGA	1998	1.000	5,900,000	5,900,000
11840	701421.00107	SEPEDA MOTOR	YAMAHA	TDM 850	1993	1.000	47,000,000	47,000,000
11841	701421.00107	SEPEDA MOTOR	YAMAHA	TDM 850	1992	1.000	43,100,000	43,100,000
11842	701421.00107	SEPEDA MOTOR	YAMAHA	TDM 850	1991	1.000	38,200,000	38,200,000
11843	701421.00107	SEPEDA MOTOR	YAMAHA	TDM 850	1990	1.000	35,300,000	35,300,000
11844	701421.00198	SEPEDA MOTOR	YAMAHA	T-MAX	2015	1.000	172,700,000	172,700,000
11845	701421.00108	SEPEDA MOTOR	YAMAHA	TOUCH 125	2004	1.000	12,300,000	12,300,000
11846	701421.00108	SEPEDA MOTOR	YAMAHA	TOUCH 125	2003	1.000	12,100,000	12,100,000
11847	701421.00108	SEPEDA MOTOR	YAMAHA	TOUCH 125	2002	1.000	11,800,000	11,800,000
11848	701421.00108	SEPEDA MOTOR	YAMAHA	TOUCH 125	2001	1.000	11,500,000	11,500,000
11849	701421.00109	SEPEDA MOTOR	YAMAHA	TZM 150 C	2004	1.000	16,400,000	16,400,000
11850	701421.00109	SEPEDA MOTOR	YAMAHA	TZM 150 C	2003	1.000	16,100,000	16,100,000
11851	701421.00109	SEPEDA MOTOR	YAMAHA	TZM 150 C	2002	1.000	15,700,000	15,700,000
11852	701421.00109	SEPEDA MOTOR	YAMAHA	TZM 150 C	2001	1.000	15,300,000	15,300,000
11853	701421.00109	SEPEDA MOTOR	YAMAHA	TZM 150 C	2000	1.000	13,600,000	13,600,000
11854	701421.00109	SEPEDA MOTOR	YAMAHA	TZM 150 C	1999	1.000	12,900,000	12,900,000
11855	701421.00109	SEPEDA MOTOR	YAMAHA	TZM 150 C	1998	1.000	12,300,000	12,300,000
11856	701421.00052	SEPEDA MOTOR	YAMAHA	UE11	2019	1.000	12,200,000	12,200,000
11857	701421.00052	SEPEDA MOTOR	YAMAHA	UE11	2018	1.000	11,600,000	11,600,000
11858	701421.00052	SEPEDA MOTOR	YAMAHA	UE11	2017	1.000	11,100,000	11,100,000
11859	701421.00052	SEPEDA MOTOR	YAMAHA	UE11	2016	1.000	10,600,000	10,600,000
11860	701421.00052	SEPEDA MOTOR	YAMAHA	UE11	2015	1.000	10,100,000	10,100,000
11861	701421.00053	SEPEDA MOTOR	YAMAHA	UE11 CAST WHEEL	2019	1.000	13,500,000	13,500,000
11862	701421.00053	SEPEDA MOTOR	YAMAHA	UE11 CAST WHEEL	2018	1.000	12,900,000	12,900,000
11863	701421.00053	SEPEDA MOTOR	YAMAHA	UE11 CAST WHEEL	2017	1.000	12,300,000	12,300,000
11864	701421.00053	SEPEDA MOTOR	YAMAHA	UE11 CAST WHEEL	2016	1.000	11,700,000	11,700,000
11865	701421.00053	SEPEDA MOTOR	YAMAHA	UE11 CAST WHEEL	2015	1.000	11,200,000	11,200,000
11866	701421.00213	SEPEDA MOTOR	YAMAHA	V100	2002	1.000	6,400,000	6,400,000
11867	701421.00110	SEPEDA MOTOR	YAMAHA	V 100 E	2002	1.000	6,400,000	6,400,000
11868	701421.00110	SEPEDA MOTOR	YAMAHA	V 100 E	2001	1.000	6,100,000	6,100,000
11869	701421.00110	SEPEDA MOTOR	YAMAHA	V 100 E	2000	1.000	5,900,000	5,900,000
11870	701421.00110	SEPEDA MOTOR	YAMAHA	V 100 E	1999	1.000	5,600,000	5,600,000
11871	701421.00110	SEPEDA MOTOR	YAMAHA	V 100 E	1998	1.000	5,100,000	5,100,000
11872	701421.00110	SEPEDA MOTOR	YAMAHA	V 100 E	1997	1.000	4,600,000	4,600,000
11873	701421.00110	SEPEDA MOTOR	YAMAHA	V 100 E	1996	1.000	4,300,000	4,300,000
11874	701421.00110	SEPEDA MOTOR	YAMAHA	V 100 E	1995	1.000	4,100,000	4,100,000
11875	701421.00110	SEPEDA MOTOR	YAMAHA	V 100 E	1994	1.000	3,900,000	3,900,000

NO	KODING	JENIS	MEREK	TIPE	TH BUAT	BOBOT	NJKB	DP PKB
1	2	3	4	5	6	7	8	9
11876	701421.00110	SEPEDA MOTOR	YAMAHA	V 100 E	1993	1.000	3,700,000	3,700,000
11877	701421.00110	SEPEDA MOTOR	YAMAHA	V 100 E	1992	1.000	3,600,000	3,600,000
11878	701421.00110	SEPEDA MOTOR	YAMAHA	V 100 E	1991	1.000	3,500,000	3,500,000
11879	701421.00110	SEPEDA MOTOR	YAMAHA	V 100 E	1990	1.000	3,400,000	3,400,000
11880	701421.00110	SEPEDA MOTOR	YAMAHA	V 100 E	1989	1.000	3,300,000	3,300,000
11881	701421.00110	SEPEDA MOTOR	YAMAHA	V 100 E	1988	1.000	3,200,000	3,200,000
11882	701421.00111	SEPEDA MOTOR	YAMAHA	V 100 K	2004	1.000	7,700,000	7,700,000
11883	701421.00111	SEPEDA MOTOR	YAMAHA	V 100 K	2003	1.000	7,400,000	7,400,000
11884	701421.00111	SEPEDA MOTOR	YAMAHA	V 100 K	2002	1.000	7,300,000	7,300,000
11885	701421.00111	SEPEDA MOTOR	YAMAHA	V 100 K	2001	1.000	7,200,000	7,200,000
11886	701421.00111	SEPEDA MOTOR	YAMAHA	V 100 K	2000	1.000	6,300,000	6,300,000
11887	701421.00112	SEPEDA MOTOR	YAMAHA	V 110 - 110cc	1999	1.000	7,800,000	7,800,000
11888	701421.00112	SEPEDA MOTOR	YAMAHA	V 110 - 110cc	1998	1.000	6,700,000	6,700,000
11889	701421.00112	SEPEDA MOTOR	YAMAHA	V 110 - 110cc	1997	1.000	5,700,000	5,700,000
11890	701421.00112	SEPEDA MOTOR	YAMAHA	V 110 - 110cc	1996	1.000	5,200,000	5,200,000
11891	701421.00112	SEPEDA MOTOR	YAMAHA	V 110 - 110cc	1995	1.000	4,800,000	4,800,000
11892	701421.00112	SEPEDA MOTOR	YAMAHA	V 110 - 110cc	1994	1.000	4,400,000	4,400,000
11893	701421.00112	SEPEDA MOTOR	YAMAHA	V 110 - 110cc	1993	1.000	4,000,000	4,000,000
11894	701421.00113	SEPEDA MOTOR	YAMAHA	V 110 E FORCE 1	2004	1.000	10,100,000	10,100,000
11895	701421.00113	SEPEDA MOTOR	YAMAHA	V 110 E FORCE 1	2003	1.000	9,800,000	9,800,000
11896	701421.00113	SEPEDA MOTOR	YAMAHA	V 110 E FORCE 1	2002	1.000	9,600,000	9,600,000
11897	701421.00113	SEPEDA MOTOR	YAMAHA	V 110 E FORCE 1	2001	1.000	9,300,000	9,300,000
11898	701421.00113	SEPEDA MOTOR	YAMAHA	V 110 E FORCE 1	2000	1.000	9,200,000	9,200,000
11899	701421.00113	SEPEDA MOTOR	YAMAHA	V 110 E FORCE 1	1999	1.000	7,800,000	7,800,000
11900	701421.00113	SEPEDA MOTOR	YAMAHA	V 110 E FORCE 1	1998	1.000	6,700,000	6,700,000
11901	701421.00113	SEPEDA MOTOR	YAMAHA	V 110 E FORCE 1	1997	1.000	5,700,000	5,700,000
11902	701421.00113	SEPEDA MOTOR	YAMAHA	V 110 E FORCE 1	1996	1.000	5,200,000	5,200,000
11903	701421.00113	SEPEDA MOTOR	YAMAHA	V 110 E FORCE 1	1995	1.000	4,800,000	4,800,000
11904	701421.00113	SEPEDA MOTOR	YAMAHA	V 110 E FORCE 1	1994	1.000	4,400,000	4,400,000
11905	701421.00113	SEPEDA MOTOR	YAMAHA	V 110 E FORCE 1	1993	1.000	4,000,000	4,000,000
11906	701421.00113	SEPEDA MOTOR	YAMAHA	V 110 E FORCE 1	1992	1.000	3,700,000	3,700,000
11907	701421.00114	SEPEDA MOTOR	YAMAHA	V 110 MZHK	1996	1.000	5,200,000	5,200,000
11908	701421.00115	SEPEDA MOTOR	YAMAHA	V 110 ZHE	2006	1.000	9,700,000	9,700,000
11909	701421.00115	SEPEDA MOTOR	YAMAHA	V 110 ZHE	2005	1.000	9,200,000	9,200,000
11910	701421.00115	SEPEDA MOTOR	YAMAHA	V 110 ZHE	2004	1.000	9,000,000	9,000,000
11911	701421.00115	SEPEDA MOTOR	YAMAHA	V 110 ZHE	2003	1.000	8,900,000	8,900,000
11912	701421.00115	SEPEDA MOTOR	YAMAHA	V 110 ZHE	2002	1.000	8,800,000	8,800,000
11913	701421.00115	SEPEDA MOTOR	YAMAHA	V 110 ZHE	2001	1.000	8,500,000	8,500,000
11914	701421.00115	SEPEDA MOTOR	YAMAHA	V 110 ZHE	2000	1.000	8,300,000	8,300,000
11915	701421.00115	SEPEDA MOTOR	YAMAHA	V 110 ZHE	1999	1.000	7,100,000	7,100,000
11916	701421.00115	SEPEDA MOTOR	YAMAHA	V 110 ZHE	1998	1.000	6,000,000	6,000,000
11917	701421.00115	SEPEDA MOTOR	YAMAHA	V 110 ZHE	1997	1.000	5,100,000	5,100,000
11918	701421.00115	SEPEDA MOTOR	YAMAHA	V 110 ZHE	1996	1.000	4,700,000	4,700,000
11919	701421.00115	SEPEDA MOTOR	YAMAHA	V 110 ZHE	1995	1.000	4,300,000	4,300,000
11920	701421.00115	SEPEDA MOTOR	YAMAHA	V 110 ZHE	1994	1.000	4,000,000	4,000,000
11921	701421.00115	SEPEDA MOTOR	YAMAHA	V 110 ZHE	1993	1.000	3,800,000	3,800,000
11922	701421.00115	SEPEDA MOTOR	YAMAHA	V 110 ZHE	1992	1.000	3,700,000	3,700,000
11923	701421.00116	SEPEDA MOTOR	YAMAHA	V 110 ZHK	1998	1.000	7,400,000	7,400,000
11924	701421.00116	SEPEDA MOTOR	YAMAHA	V 110 ZHK	1997	1.000	7,100,000	7,100,000
11925	701421.00116	SEPEDA MOTOR	YAMAHA	V 110 ZHK	1996	1.000	5,800,000	5,800,000
11926	701421.00116	SEPEDA MOTOR	YAMAHA	V 110 ZHK	1995	1.000	5,400,000	5,400,000
11927	701421.00116	SEPEDA MOTOR	YAMAHA	V 110 ZHK	1994	1.000	4,400,000	4,400,000
11928	701421.00117	SEPEDA MOTOR	YAMAHA	V 110 ZK	1999	1.000	7,800,000	7,800,000
11929	701421.00117	SEPEDA MOTOR	YAMAHA	V 110 ZK	1998	1.000	6,700,000	6,700,000
11930	701421.00117	SEPEDA MOTOR	YAMAHA	V 110 ZK	1997	1.000	5,700,000	5,700,000
11931	701421.00117	SEPEDA MOTOR	YAMAHA	V 110 ZK	1996	1.000	5,200,000	5,200,000
11932	701421.00117	SEPEDA MOTOR	YAMAHA	V 110 ZK	1995	1.000	4,800,000	4,800,000
11933	701421.00117	SEPEDA MOTOR	YAMAHA	V 110 ZK	1994	1.000	4,400,000	4,400,000
11934	701421.00117	SEPEDA MOTOR	YAMAHA	V 110 ZK	1993	1.000	4,000,000	4,000,000
11935	701421.00172	SEPEDA MOTOR	YAMAHA	V 75	1980	1.000	1,200,000	1,200,000
11936	701421.00172	SEPEDA MOTOR	YAMAHA	V 75	1974	1.000	1,200,000	1,200,000
11937	701421.00118	SEPEDA MOTOR	YAMAHA	V 80	1990	1.000	3,400,000	3,400,000
11938	701421.00118	SEPEDA MOTOR	YAMAHA	V 80	1989	1.000	3,300,000	3,300,000
11939	701421.00118	SEPEDA MOTOR	YAMAHA	V 80	1988	1.000	3,200,000	3,200,000
11940	701421.00118	SEPEDA MOTOR	YAMAHA	V 80	1987	1.000	3,100,000	3,100,000
11941	701421.00118	SEPEDA MOTOR	YAMAHA	V 80	1986	1.000	3,000,000	3,000,000
11942	701421.00118	SEPEDA MOTOR	YAMAHA	V 80	1985	1.000	2,900,000	2,900,000
11943	701421.00118	SEPEDA MOTOR	YAMAHA	V 80	1984	1.000	2,800,000	2,800,000
11944	701421.00118	SEPEDA MOTOR	YAMAHA	V 80	1983	1.000	2,700,000	2,700,000
11945	701421.00118	SEPEDA MOTOR	YAMAHA	V 80	1982	1.000	2,500,000	2,500,000
11946	701421.00118	SEPEDA MOTOR	YAMAHA	V 80	1981	1.000	2,400,000	2,400,000
11947	701421.00118	SEPEDA MOTOR	YAMAHA	V 80	1980	1.000	2,200,000	2,200,000
11948	701421.00163	SEPEDA MOTOR	YAMAHA	V 80 E SUPER DELUXE 80cc	1980	1.000	1,500,000	1,500,000
11949	701421.00119	SEPEDA MOTOR	YAMAHA	V 80 E SUPER DELUXE CDI	1990	1.000	3,400,000	3,400,000
11950	701421.00119	SEPEDA MOTOR	YAMAHA	V 80 E SUPER DELUXE CDI	1989	1.000	3,300,000	3,300,000
11951	701421.00119	SEPEDA MOTOR	YAMAHA	V 80 E SUPER DELUXE CDI	1988	1.000	3,200,000	3,200,000
11952	701421.00119	SEPEDA MOTOR	YAMAHA	V 80 E SUPER DELUXE CDI	1987	1.000	3,100,000	3,100,000
11953	701421.00119	SEPEDA MOTOR	YAMAHA	V 80 E SUPER DELUXE CDI	1986	1.000	3,000,000	3,000,000
11954	701421.00119	SEPEDA MOTOR	YAMAHA	V 80 E SUPER DELUXE CDI	1985	1.000	2,900,000	2,900,000
11955	701421.00119	SEPEDA MOTOR	YAMAHA	V 80 E SUPER DELUXE CDI	1984	1.000	2,800,000	2,800,000
11956	701421.00119	SEPEDA MOTOR	YAMAHA	V 80 E SUPER DELUXE CDI	1983	1.000	2,700,000	2,700,000
11957	701421.00119	SEPEDA MOTOR	YAMAHA	V 80 E SUPER DELUXE CDI	1982	1.000	2,600,000	2,600,000
11958	701421.00119	SEPEDA MOTOR	YAMAHA	V 80 E SUPER DELUXE CDI	1981	1.000	2,500,000	2,500,000
11959	701421.00119	SEPEDA MOTOR	YAMAHA	V 80 E SUPER DELUXE CDI	1980	1.000	2,400,000	2,400,000
11960	701421.00200	SEPEDA MOTOR	YAMAHA	VEGA RR DB (NEW) (5D9)	2015	1.000	10,100,000	10,100,000
11961	701421.00199	SEPEDA MOTOR	YAMAHA	VEGA RR (NEW) (35D)	2015	1.000	9,600,000	9,600,000
11962	701421.00120	SEPEDA MOTOR	YAMAHA	X1 110cc	2004	1.000	10,600,000	10,600,000
11963	701421.00121	SEPEDA MOTOR	YAMAHA	X1 150cc	2005	1.000	24,000,000	24,000,000
11964	701421.00201	SEPEDA MOTOR	YAMAHA	XEON-RC (1LB)	2016	1.000	13,300,000	13,300,000
11965	701421.00201	SEPEDA MOTOR	YAMAHA	XEON-RC (1LB)	2015	1.000	12,700,000	12,700,000

NO	KODING	JENIS	MEREK	TIPE	TH BUAT	BOBOT	NJKB	DP PKB
1	2	3	4	5	6	7	8	9
11966	701421.00122	SEPEDA MOTOR	YAMAHA	XF 50 QT-2	2003	1.000	2,800,000	2,800,000
11967	701421.00123	SEPEDA MOTOR	YAMAHA	XF 50 QT-A	2003	1.000	2,800,000	2,800,000
11968	701421.00124	SEPEDA MOTOR	YAMAHA	XJ 600	1993	1.000	53,600,000	53,600,000
11969	701421.00124	SEPEDA MOTOR	YAMAHA	XJ 600	1992	1.000	48,600,000	48,600,000
11970	701421.00124	SEPEDA MOTOR	YAMAHA	XJ 600	1991	1.000	44,100,000	44,100,000
11971	701421.00124	SEPEDA MOTOR	YAMAHA	XJ 600	1990	1.000	39,800,000	39,800,000
11972	701421.00124	SEPEDA MOTOR	YAMAHA	XJ 600	1989	1.000	37,500,000	37,500,000
11973	701421.00124	SEPEDA MOTOR	YAMAHA	XJ 600	1988	1.000	34,200,000	34,200,000
11974	701421.00125	SEPEDA MOTOR	YAMAHA	XJ 600 VIRAGO	1991	1.000	83,100,000	83,100,000
11975	701421.00125	SEPEDA MOTOR	YAMAHA	XJ 600 VIRAGO	1990	1.000	75,300,000	75,300,000
11976	701421.00125	SEPEDA MOTOR	YAMAHA	XJ 600 VIRAGO	1988	1.000	62,600,000	62,600,000
11977	701421.00125	SEPEDA MOTOR	YAMAHA	XJ 600 VIRAGO	1987	1.000	56,600,000	56,600,000
11978	701421.00125	SEPEDA MOTOR	YAMAHA	XJ 600 VIRAGO	1986	1.000	50,900,000	50,900,000
11979	701421.00125	SEPEDA MOTOR	YAMAHA	XJ 600 VIRAGO	1985	1.000	46,000,000	46,000,000
11980	701421.00125	SEPEDA MOTOR	YAMAHA	XJ 600 VIRAGO	1984	1.000	41,300,000	41,300,000
11981	701421.00126	SEPEDA MOTOR	YAMAHA	XJR 1200	1991	1.000	83,100,000	83,100,000
11982	701421.00126	SEPEDA MOTOR	YAMAHA	XJR 1200	1990	1.000	75,300,000	75,300,000
11983	701421.00126	SEPEDA MOTOR	YAMAHA	XJR 1200	1989	1.000	69,700,000	69,700,000
11984	701421.00126	SEPEDA MOTOR	YAMAHA	XJR 1200	1988	1.000	62,600,000	62,600,000
11985	701421.00126	SEPEDA MOTOR	YAMAHA	XJR 1200	1987	1.000	56,600,000	56,600,000
11986	701421.00126	SEPEDA MOTOR	YAMAHA	XJR 1200	1986	1.000	50,900,000	50,900,000
11987	701421.00126	SEPEDA MOTOR	YAMAHA	XJR 1200	1985	1.000	46,000,000	46,000,000
11988	701421.00202	SEPEDA MOTOR	YAMAHA	X-RIDE (2BU)	2016	1.000	12,700,000	12,700,000
11989	701421.00202	SEPEDA MOTOR	YAMAHA	X-RIDE (2BU)	2015	1.000	12,100,000	12,100,000
11990	701421.00127	SEPEDA MOTOR	YAMAHA	XTZ 660 TENERE	1990	1.000	66,200,000	66,200,000
11991	701421.00128	SEPEDA MOTOR	YAMAHA	XTZ 750 SUPER TENERE	1993	1.000	77,400,000	77,400,000
11992	701421.00128	SEPEDA MOTOR	YAMAHA	XTZ 750 SUPER TENERE	1992	1.000	70,300,000	70,300,000
11993	701421.00128	SEPEDA MOTOR	YAMAHA	XTZ 750 SUPER TENERE	1991	1.000	63,700,000	63,700,000
11994	701421.00128	SEPEDA MOTOR	YAMAHA	XTZ 750 SUPER TENERE	1990	1.000	57,500,000	57,500,000
11995	701421.00128	SEPEDA MOTOR	YAMAHA	XTZ 750 SUPER TENERE	1989	1.000	53,000,000	53,000,000
11996	701421.00128	SEPEDA MOTOR	YAMAHA	XTZ 750 SUPER TENERE	1988	1.000	48,000,000	48,000,000
11997	701421.00128	SEPEDA MOTOR	YAMAHA	XTZ 750 SUPER TENERE	1987	1.000	43,400,000	43,400,000
11998	701421.00128	SEPEDA MOTOR	YAMAHA	XTZ 750 SUPER TENERE	1986	1.000	39,000,000	39,000,000
11999	701421.00128	SEPEDA MOTOR	YAMAHA	XTZ 750 SUPER TENERE	1985	1.000	35,100,000	35,100,000
12000	701421.00128	SEPEDA MOTOR	YAMAHA	XTZ 750 SUPER TENERE	1984	1.000	31,600,000	31,600,000
12001	701421.00129	SEPEDA MOTOR	YAMAHA	XV 1100 VIRAGO	1993	1.000	77,400,000	77,400,000
12002	701421.00129	SEPEDA MOTOR	YAMAHA	XV 1100 VIRAGO	1992	1.000	70,300,000	70,300,000
12003	701421.00129	SEPEDA MOTOR	YAMAHA	XV 1100 VIRAGO	1991	1.000	63,700,000	63,700,000
12004	701421.00129	SEPEDA MOTOR	YAMAHA	XV 1100 VIRAGO	1990	1.000	57,500,000	57,500,000
12005	701421.00129	SEPEDA MOTOR	YAMAHA	XV 1100 VIRAGO	1989	1.000	53,000,000	53,000,000
12006	701421.00129	SEPEDA MOTOR	YAMAHA	XV 1100 VIRAGO	1988	1.000	48,000,000	48,000,000
12007	701421.00129	SEPEDA MOTOR	YAMAHA	XV 1100 VIRAGO	1987	1.000	43,400,000	43,400,000
12008	701421.00129	SEPEDA MOTOR	YAMAHA	XV 1100 VIRAGO	1986	1.000	39,000,000	39,000,000
12009	701421.00129	SEPEDA MOTOR	YAMAHA	XV 1100 VIRAGO	1985	1.000	35,100,000	35,100,000
12010	701421.00129	SEPEDA MOTOR	YAMAHA	XV 1100 VIRAGO	1984	1.000	31,600,000	31,600,000
12011	701421.00130	SEPEDA MOTOR	YAMAHA	XV 535 VIRAGO	1993	1.000	59,600,000	59,600,000
12012	701421.00130	SEPEDA MOTOR	YAMAHA	XV 535 VIRAGO	1992	1.000	55,600,000	55,600,000
12013	701421.00130	SEPEDA MOTOR	YAMAHA	XV 535 VIRAGO	1991	1.000	50,400,000	50,400,000
12014	701421.00130	SEPEDA MOTOR	YAMAHA	XV 535 VIRAGO	1990	1.000	45,700,000	45,700,000
12015	701421.00130	SEPEDA MOTOR	YAMAHA	XV 535 VIRAGO	1989	1.000	40,900,000	40,900,000
12016	701421.00130	SEPEDA MOTOR	YAMAHA	XV 535 VIRAGO	1988	1.000	36,900,000	36,900,000
12017	701421.00130	SEPEDA MOTOR	YAMAHA	XV 535 VIRAGO	1987	1.000	33,300,000	33,300,000
12018	701421.00130	SEPEDA MOTOR	YAMAHA	XV 535 VIRAGO	1986	1.000	30,000,000	30,000,000
12019	701421.00130	SEPEDA MOTOR	YAMAHA	XV 535 VIRAGO	1985	1.000	28,900,000	28,900,000
12020	701421.00130	SEPEDA MOTOR	YAMAHA	XV 535 VIRAGO	1984	1.000	24,300,000	24,300,000
12021	701421.00131	SEPEDA MOTOR	YAMAHA	XV 750	2004	1.000	17,700,000	17,700,000
12022	701421.00131	SEPEDA MOTOR	YAMAHA	XV 750	2003	1.000	17,200,000	17,200,000
12023	701421.00131	SEPEDA MOTOR	YAMAHA	XV 750	2002	1.000	16,900,000	16,900,000
12024	701421.00131	SEPEDA MOTOR	YAMAHA	XV 750	2001	1.000	16,600,000	16,600,000
12025	701421.00131	SEPEDA MOTOR	YAMAHA	XV 750	2000	1.000	15,200,000	15,200,000
12026	701421.00132	SEPEDA MOTOR	YAMAHA	Y 125/125 Z	2004	1.000	17,700,000	17,700,000
12027	701421.00132	SEPEDA MOTOR	YAMAHA	Y 125/125 Z	2003	1.000	17,200,000	17,200,000
12028	701421.00132	SEPEDA MOTOR	YAMAHA	Y 125/125 Z	2002	1.000	16,900,000	16,900,000
12029	701421.00132	SEPEDA MOTOR	YAMAHA	Y 125/125 Z	2001	1.000	16,600,000	16,600,000
12030	701421.00132	SEPEDA MOTOR	YAMAHA	Y 125/125 Z	2000	1.000	16,300,000	16,300,000
12031	701421.00133	SEPEDA MOTOR	YAMAHA	YA 100 - 100cc	2004	1.000	9,500,000	9,500,000
12032	701421.00133	SEPEDA MOTOR	YAMAHA	YA 100 - 100cc	2003	1.000	9,300,000	9,300,000
12033	701421.00133	SEPEDA MOTOR	YAMAHA	YA 100 - 100cc	2002	1.000	9,000,000	9,000,000
12034	701421.00160	SEPEDA MOTOR	YAMAHA	YAS1/YAS3/RD 125cc	1980	1.000	1,100,000	1,100,000
12035	701421.00134	SEPEDA MOTOR	YAMAHA	YB 100	1980	1.000	1,100,000	1,100,000
12036	701421.00135	SEPEDA MOTOR	YAMAHA	YFZ 750 R	2004	1.000	17,300,000	17,300,000
12037	701421.00135	SEPEDA MOTOR	YAMAHA	YFZ 750 R	2003	1.000	16,900,000	16,900,000
12038	701421.00135	SEPEDA MOTOR	YAMAHA	YFZ 750 R	2002	1.000	16,600,000	16,600,000
12039	701421.00136	SEPEDA MOTOR	YAMAHA	YP 125 / 125cc	2004	1.000	17,300,000	17,300,000
12040	701421.00136	SEPEDA MOTOR	YAMAHA	YP 125 / 125cc	2003	1.000	16,900,000	16,900,000
12041	701421.00136	SEPEDA MOTOR	YAMAHA	YP 125 / 125cc	2002	1.000	8,900,000	8,900,000
12042	701421.00136	SEPEDA MOTOR	YAMAHA	YP 125 / 125cc	2001	1.000	8,700,000	8,700,000
12043	701421.00136	SEPEDA MOTOR	YAMAHA	YP 125 / 125cc	2000	1.000	8,600,000	8,600,000
12044	701421.00136	SEPEDA MOTOR	YAMAHA	YP 125 / 125cc	1999	1.000	7,400,000	7,400,000
12045	701421.00136	SEPEDA MOTOR	YAMAHA	YP 125 / 125cc	1998	1.000	6,300,000	6,300,000
12046	701421.00136	SEPEDA MOTOR	YAMAHA	YP 125 / 125cc	1997	1.000	5,300,000	5,300,000
12047	701421.00136	SEPEDA MOTOR	YAMAHA	YP 125 / 125cc	1996	1.000	5,000,000	5,000,000
12048	701421.00136	SEPEDA MOTOR	YAMAHA	YP 125 / 125cc	1995	1.000	4,600,000	4,600,000
12049	701421.00136	SEPEDA MOTOR	YAMAHA	YP 125 / 125cc	1994	1.000	4,400,000	4,400,000
12050	701421.00136	SEPEDA MOTOR	YAMAHA	YP 125 / 125cc	1993	1.000	4,000,000	4,000,000
12051	701421.00136	SEPEDA MOTOR	YAMAHA	YP 125 / 125cc	1992	1.000	3,800,000	3,800,000
12052	701421.00136	SEPEDA MOTOR	YAMAHA	YP 125 / 125cc	1991	1.000	3,600,000	3,600,000
12053	701421.00137	SEPEDA MOTOR	YAMAHA	YT 115cc SPORT	2006	1.000	10,000,000	10,000,000
12054	701421.00137	SEPEDA MOTOR	YAMAHA	YT 115cc SPORT	2005	1.000	9,800,000	9,800,000
12055	701421.00137	SEPEDA MOTOR	YAMAHA	YT 115cc SPORT	2004	1.000	9,500,000	9,500,000

NO	KODING	JENIS	MEREK	TIPE	TH BUAT	BOBOT	NJKB	DP PKB
1	2	3	4	5	6	7	8	9
12056	701421.00137	SEPEDA MOTOR	YAMAHA	YT 115cc SPORT	2003	1.000	9,200,000	9,200,000
12057	701421.00137	SEPEDA MOTOR	YAMAHA	YT 115cc SPORT	2002	1.000	8,900,000	8,900,000
12058	701421.00137	SEPEDA MOTOR	YAMAHA	YT 115cc SPORT	2001	1.000	8,700,000	8,700,000
12059	701421.00137	SEPEDA MOTOR	YAMAHA	YT 115cc SPORT	2000	1.000	8,600,000	8,600,000
12060	701421.00137	SEPEDA MOTOR	YAMAHA	YT 115cc SPORT	1999	1.000	7,400,000	7,400,000
12061	701421.00137	SEPEDA MOTOR	YAMAHA	YT 115cc SPORT	1998	1.000	6,300,000	6,300,000
12062	701421.00137	SEPEDA MOTOR	YAMAHA	YT 115cc SPORT	1997	1.000	5,300,000	5,300,000
12063	701421.00137	SEPEDA MOTOR	YAMAHA	YT 115cc SPORT	1996	1.000	5,000,000	5,000,000
12064	701421.00137	SEPEDA MOTOR	YAMAHA	YT 115cc SPORT	1995	1.000	4,600,000	4,600,000
12065	701421.00137	SEPEDA MOTOR	YAMAHA	YT 115cc SPORT	1994	1.000	4,400,000	4,400,000
12066	701421.00137	SEPEDA MOTOR	YAMAHA	YT 115cc SPORT	1993	1.000	4,000,000	4,000,000
12067	701421.00137	SEPEDA MOTOR	YAMAHA	YT 115cc SPORT	1992	1.000	3,800,000	3,800,000
12068	701421.00137	SEPEDA MOTOR	YAMAHA	YT 115cc SPORT	1991	1.000	3,600,000	3,600,000
12069	701421.00144	SEPEDA MOTOR	YAMAHA	YZF R 1	2011	1.000	274,800,000	274,800,000
12070	701421.00144	SEPEDA MOTOR	YAMAHA	YZF R 1	2010	1.000	259,000,000	259,000,000
12071	701421.00144	SEPEDA MOTOR	YAMAHA	YZF R 1	2009	1.000	239,000,000	239,000,000
12072	701421.00144	SEPEDA MOTOR	YAMAHA	YZF R 1	2008	1.000	225,000,000	225,000,000
12073	701421.00144	SEPEDA MOTOR	YAMAHA	YZF R 1	2007	1.000	219,200,000	219,200,000
12074	701421.00144	SEPEDA MOTOR	YAMAHA	YZF R 1	2006	1.000	204,500,000	204,500,000
12075	701421.00144	SEPEDA MOTOR	YAMAHA	YZF R 1	2005	1.000	177,700,000	177,700,000
12076	701421.00144	SEPEDA MOTOR	YAMAHA	YZF R 1	2004	1.000	144,100,000	144,100,000
12077	701421.00138	SEPEDA MOTOR	YAMAHA	YZF R 6 / 600cc	2011	1.000	157,000,000	157,000,000
12078	701421.00138	SEPEDA MOTOR	YAMAHA	YZF R 6 / 600cc	2010	1.000	101,000,000	101,000,000
12079	701421.00138	SEPEDA MOTOR	YAMAHA	YZF R 6 / 600cc	2009	1.000	97,000,000	97,000,000
12080	701421.00138	SEPEDA MOTOR	YAMAHA	YZF R 6 / 600cc	2008	1.000	93,000,000	93,000,000
12081	701421.00138	SEPEDA MOTOR	YAMAHA	YZF R 6 / 600cc	2007	1.000	88,000,000	88,000,000
12082	701421.00138	SEPEDA MOTOR	YAMAHA	YZF R 6 / 600cc	2006	1.000	84,000,000	84,000,000
12083	701421.00138	SEPEDA MOTOR	YAMAHA	YZF R 6 / 600cc	2005	1.000	81,000,000	81,000,000
12084	701421.00138	SEPEDA MOTOR	YAMAHA	YZF R 6 / 600cc	2004	1.000	76,000,000	76,000,000
12085	701422.00001	SEPEDA MOTOR	YASUKA	DINA 110	2003	1.000	4,100,000	4,100,000
12086	701422.00001	SEPEDA MOTOR	YASUKA	DINA 110	2002	1.000	4,000,000	4,000,000
12087	701422.00001	SEPEDA MOTOR	YASUKA	DINA 110	2001	1.000	3,900,000	3,900,000
12088	701422.00002	SEPEDA MOTOR	YASUKA	MEGA 110	2003	1.000	4,100,000	4,100,000
12089	701422.00002	SEPEDA MOTOR	YASUKA	MEGA 110	2002	1.000	4,000,000	4,000,000
12090	701422.00002	SEPEDA MOTOR	YASUKA	MEGA 110	2001	1.000	3,900,000	3,900,000
12091	701422.00002	SEPEDA MOTOR	YASUKA	MEGA 110	2000	1.000	3,500,000	3,500,000
12092	701422.00003	SEPEDA MOTOR	YASUKA	SHINTA 110	2003	1.000	4,100,000	4,100,000
12093	701422.00003	SEPEDA MOTOR	YASUKA	SHINTA 110	2002	1.000	4,000,000	4,000,000
12094	701422.00003	SEPEDA MOTOR	YASUKA	SHINTA 110	2001	1.000	3,900,000	3,900,000
12095	701422.00003	SEPEDA MOTOR	YASUKA	SHINTA 110	2000	1.000	3,500,000	3,500,000
12096	701422.00004	SEPEDA MOTOR	YASUKA	SILVIA YG 50	2003	1.000	2,100,000	2,100,000
12097	701422.00004	SEPEDA MOTOR	YASUKA	SILVIA YG 50	2002	1.000	2,000,000	2,000,000
12098	701422.00004	SEPEDA MOTOR	YASUKA	SILVIA YG 50	2001	1.000	1,900,000	1,900,000
12099	701422.00005	SEPEDA MOTOR	YASUKA	YG 125-10-11	2003	1.000	4,500,000	4,500,000
12100	701422.00005	SEPEDA MOTOR	YASUKA	YG 125-10-11	2002	1.000	4,400,000	4,400,000
12101	701422.00005	SEPEDA MOTOR	YASUKA	YG 125-10-11	2001	1.000	4,300,000	4,300,000
12102	701422.00005	SEPEDA MOTOR	YASUKA	YG 125-10-11	2000	1.000	4,200,000	4,200,000
12103	701422.00006	SEPEDA MOTOR	YASUKA	YG 125T-20	2002	1.000	4,400,000	4,400,000
12104	701422.00006	SEPEDA MOTOR	YASUKA	YG 125T-20	2001	1.000	4,300,000	4,300,000
12105	701422.00006	SEPEDA MOTOR	YASUKA	YG 125T-20	2000	1.000	4,200,000	4,200,000
12106	701422.00007	SEPEDA MOTOR	YASUKA	YT 115cc SPORT	2005	1.000	4,600,000	4,600,000
12107	701423.00001	SEPEDA MOTOR	YING XIANG	YG 125T-20	2003	1.000	4,500,000	4,500,000
12108	701423.00002	SEPEDA MOTOR	YING XIANG	YX-110	2004	1.000	4,500,000	4,500,000
12109	701423.00002	SEPEDA MOTOR	YING XIANG	YX-110	2003	1.000	4,100,000	4,100,000
12110	701423.00002	SEPEDA MOTOR	YING XIANG	YX-110	2002	1.000	4,000,000	4,000,000
12111	701423.00002	SEPEDA MOTOR	YING XIANG	YX-110	2001	1.000	3,900,000	3,900,000
12112	701423.00002	SEPEDA MOTOR	YING XIANG	YX-110	2000	1.000	3,500,000	3,500,000
12113	701424.00001	SEPEDA MOTOR	YIYING	YY 110-2	2003	1.000	4,100,000	4,100,000
12114	701424.00001	SEPEDA MOTOR	YIYING	YY 110-2	2002	1.000	4,000,000	4,000,000
12115	701424.00001	SEPEDA MOTOR	YIYING	YY 110-2	2001	1.000	3,900,000	3,900,000
12116	701424.00001	SEPEDA MOTOR	YIYING	YY 110-2	2000	1.000	3,500,000	3,500,000
12117	701424.00002	SEPEDA MOTOR	YIYING	YY 110-2A	2003	1.000	4,100,000	4,100,000
12118	701424.00002	SEPEDA MOTOR	YIYING	YY 110-2A	2002	1.000	4,000,000	4,000,000
12119	701424.00002	SEPEDA MOTOR	YIYING	YY 110-2A	2001	1.000	3,900,000	3,900,000
12120	701424.00002	SEPEDA MOTOR	YIYING	YY 110-2A	2000	1.000	3,500,000	3,500,000
12121	701424.00003	SEPEDA MOTOR	YIYING	YY 110-3	2001	1.000	3,900,000	3,900,000
12122	701424.00003	SEPEDA MOTOR	YIYING	YY 110-3	2000	1.000	3,500,000	3,500,000
12123	701425.00001	SEPEDA MOTOR	YORIKO	PANDA CL 100-4	2003	1.000	3,700,000	3,700,000
12124	701425.00001	SEPEDA MOTOR	YORIKO	PANDA CL 100-4	2002	1.000	3,600,000	3,600,000
12125	701425.00001	SEPEDA MOTOR	YORIKO	PANDA CL 100-4	2001	1.000	3,100,000	3,100,000
12126	701425.00001	SEPEDA MOTOR	YORIKO	PANDA CL 100-4	2000	1.000	3,000,000	3,000,000
12127	701425.00002	SEPEDA MOTOR	YORIKO	PANDA CL 100-5	2003	1.000	3,700,000	3,700,000
12128	701425.00002	SEPEDA MOTOR	YORIKO	PANDA CL 100-5	2002	1.000	3,600,000	3,600,000
12129	701425.00002	SEPEDA MOTOR	YORIKO	PANDA CL 100-5	2001	1.000	3,100,000	3,100,000
12130	701425.00002	SEPEDA MOTOR	YORIKO	PANDA CL 100-5	2000	1.000	3,000,000	3,000,000
12131	701425.00003	SEPEDA MOTOR	YORIKO	YX 125-9	2003	1.000	4,500,000	4,500,000
12132	701425.00003	SEPEDA MOTOR	YORIKO	YX 125-9	2002	1.000	4,400,000	4,400,000
12133	701425.00003	SEPEDA MOTOR	YORIKO	YX 125-9	2001	1.000	4,300,000	4,300,000
12134	701427.00001	SEPEDA MOTOR	YX MOT	YX 125T-A	2003	1.000	4,500,000	4,500,000
12135	701427.00001	SEPEDA MOTOR	YX MOT	YX 125T-A	2002	1.000	4,400,000	4,400,000
12136	701427.00001	SEPEDA MOTOR	YX MOT	YX 125T-A	2001	1.000	4,300,000	4,300,000
12137	701427.00002	SEPEDA MOTOR	YX MOT	YX 125T-L	2003	1.000	4,500,000	4,500,000
12138	701427.00002	SEPEDA MOTOR	YX MOT	YX 125T-L	2002	1.000	4,400,000	4,400,000
12139	701427.00002	SEPEDA MOTOR	YX MOT	YX 125T-L	2001	1.000	4,300,000	4,300,000
12140	701428.00011	SEPEDA MOTOR	ZEALSUN	100-9X	2015	1.000	6,500,000	6,500,000
12141	701428.00011	SEPEDA MOTOR	ZEALSUN	100-9X	2014	1.000	6,300,000	6,300,000
12142	701428.00011	SEPEDA MOTOR	ZEALSUN	100-9X	2013	1.000	6,100,000	6,100,000
12143	701428.00011	SEPEDA MOTOR	ZEALSUN	100-9X	2012	1.000	6,000,000	6,000,000
12144	701428.00010	SEPEDA MOTOR	ZEALSUN	DMZ-100X	2015	1.000	6,500,000	6,500,000
12145	701428.00010	SEPEDA MOTOR	ZEALSUN	DMZ-100X	2014	1.000	6,300,000	6,300,000

NO	KODING	JENIS	MEREK	TIPE	TH BUAT	BOBOT	NJKB	DP PKB
1	2	3	4	5	6	7	8	9
12146	701428 00010	SEPEDA MOTOR	ZEALSUN	DMZ-100X	2013	1.000	6,100,000	6,100,000
12147	701428 00010	SEPEDA MOTOR	ZEALSUN	DMZ-100X	2012	1.000	6,000,000	6,000,000
12148	701428 00010	SEPEDA MOTOR	ZEALSUN	DMZ-100X	2011	1.000	5,700,000	5,700,000
12149	701428 00010	SEPEDA MOTOR	ZEALSUN	DMZ-100X	2010	1.000	5,400,000	5,400,000
12150	701428 00010	SEPEDA MOTOR	ZEALSUN	DMZ-100X	2009	1.000	5,100,000	5,100,000
12151	701428 00010	SEPEDA MOTOR	ZEALSUN	DMZ-100X	2008	1.000	4,700,000	4,700,000
12152	701428 00010	SEPEDA MOTOR	ZEALSUN	DMZ-100X	2007	1.000	4,600,000	4,600,000
12153	701428 00001	SEPEDA MOTOR	ZEALSUN	PANDA CL 100-5	2003	1.000	3,700,000	3,700,000
12154	701428 00002	SEPEDA MOTOR	ZEALSUN	SUPER BIT	2011	1.000	5,700,000	5,700,000
12155	701428 00002	SEPEDA MOTOR	ZEALSUN	SUPER BIT	2010	1.000	5,400,000	5,400,000
12156	701428 00002	SEPEDA MOTOR	ZEALSUN	SUPER BIT	2009	1.000	5,100,000	5,100,000
12157	701428 00002	SEPEDA MOTOR	ZEALSUN	SUPER BIT	2008	1.000	4,700,000	4,700,000
12158	701428 00002	SEPEDA MOTOR	ZEALSUN	SUPER BIT	2007	1.000	4,600,000	4,600,000
12159	701428 00002	SEPEDA MOTOR	ZEALSUN	SUPER BIT	2006	1.000	4,500,000	4,500,000
12160	701428 00002	SEPEDA MOTOR	ZEALSUN	SUPER BIT	2005	1.000	4,300,000	4,300,000
12161	701428 00002	SEPEDA MOTOR	ZEALSUN	SUPER BIT	2004	1.000	4,100,000	4,100,000
12162	701428 00003	SEPEDA MOTOR	ZEALSUN	SUPER FIT	2004	1.000	4,900,000	4,900,000
12163	701428 00004	SEPEDA MOTOR	ZEALSUN	SUPER Z	2005	1.000	5,000,000	5,000,000
12164	701428 00005	SEPEDA MOTOR	ZEALSUN	ZS 100-12	2004	1.000	4,100,000	4,100,000
12165	701428 00006	SEPEDA MOTOR	ZEALSUN	ZS 100-15	2004	1.000	4,100,000	4,100,000
12166	701428 00007	SEPEDA MOTOR	ZEALSUN	ZS 100-9 (DISC BRAKE)	2011	1.000	5,700,000	5,700,000
12167	701428 00007	SEPEDA MOTOR	ZEALSUN	ZS 100-9 (DISC BRAKE)	2010	1.000	5,400,000	5,400,000
12168	701428 00007	SEPEDA MOTOR	ZEALSUN	ZS 100-9 (DISC BRAKE)	2009	1.000	5,100,000	5,100,000
12169	701428 00007	SEPEDA MOTOR	ZEALSUN	ZS 100-9 (DISC BRAKE)	2008	1.000	4,700,000	4,700,000
12170	701428 00007	SEPEDA MOTOR	ZEALSUN	ZS 100-9 (DISC BRAKE)	2007	1.000	4,500,000	4,500,000
12171	701428 00007	SEPEDA MOTOR	ZEALSUN	ZS 100-9 (DISC BRAKE)	2006	1.000	4,400,000	4,400,000
12172	701428 00007	SEPEDA MOTOR	ZEALSUN	ZS 100-9 (DISC BRAKE)	2005	1.000	4,300,000	4,300,000
12173	701428 00007	SEPEDA MOTOR	ZEALSUN	ZS 100-9 (DISC BRAKE)	2004	1.000	4,100,000	4,100,000
12174	701428 00007	SEPEDA MOTOR	ZEALSUN	ZS 100-9 (DISC BRAKE)	2003	1.000	3,700,000	3,700,000
12175	701428 00007	SEPEDA MOTOR	ZEALSUN	ZS 100-9 (DISC BRAKE)	2002	1.000	3,600,000	3,600,000
12176	701428 00007	SEPEDA MOTOR	ZEALSUN	ZS 100-9 (DISC BRAKE)	2001	1.000	3,100,000	3,100,000
12177	701428 00007	SEPEDA MOTOR	ZEALSUN	ZS 100-9 (DISC BRAKE)	2000	1.000	3,000,000	3,000,000
12178	701428 00008	SEPEDA MOTOR	ZEALSUN	ZS 100-9 (DRUM BRAKE)	2011	1.000	5,700,000	5,700,000
12179	701428 00008	SEPEDA MOTOR	ZEALSUN	ZS 100-9 (DRUM BRAKE)	2010	1.000	5,400,000	5,400,000
12180	701428 00008	SEPEDA MOTOR	ZEALSUN	ZS 100-9 (DRUM BRAKE)	2009	1.000	5,100,000	5,100,000
12181	701428 00008	SEPEDA MOTOR	ZEALSUN	ZS 100-9 (DRUM BRAKE)	2008	1.000	4,700,000	4,700,000
12182	701428 00008	SEPEDA MOTOR	ZEALSUN	ZS 100-9 (DRUM BRAKE)	2007	1.000	4,500,000	4,500,000
12183	701428 00008	SEPEDA MOTOR	ZEALSUN	ZS 100-9 (DRUM BRAKE)	2006	1.000	4,400,000	4,400,000
12184	701428 00008	SEPEDA MOTOR	ZEALSUN	ZS 100-9 (DRUM BRAKE)	2005	1.000	4,300,000	4,300,000
12185	701428 00008	SEPEDA MOTOR	ZEALSUN	ZS 100-9 (DRUM BRAKE)	2004	1.000	4,100,000	4,100,000
12186	701428 00008	SEPEDA MOTOR	ZEALSUN	ZS 100-9 (DRUM BRAKE)	2003	1.000	3,700,000	3,700,000
12187	701428 00008	SEPEDA MOTOR	ZEALSUN	ZS 100-9 (DRUM BRAKE)	2002	1.000	3,600,000	3,600,000
12188	701428 00008	SEPEDA MOTOR	ZEALSUN	ZS 100-9 (DRUM BRAKE)	2001	1.000	3,100,000	3,100,000
12189	701428 00008	SEPEDA MOTOR	ZEALSUN	ZS 100-9 (DRUM BRAKE)	2000	1.000	3,000,000	3,000,000
12190	701428 00012	SEPEDA MOTOR	ZEALSUN	ZS 100-ZS (STAR Z)	2015	1.000	6,500,000	6,500,000
12191	701428 00012	SEPEDA MOTOR	ZEALSUN	ZS 100-ZS (STAR Z)	2014	1.000	6,300,000	6,300,000
12192	701428 00012	SEPEDA MOTOR	ZEALSUN	ZS 100-ZS (STAR Z)	2013	1.000	6,100,000	6,100,000
12193	701428 00012	SEPEDA MOTOR	ZEALSUN	ZS 100-ZS (STAR Z)	2012	1.000	6,000,000	6,000,000
12194	701428 00009	SEPEDA MOTOR	ZEALSUN	ZS 100-ZX (STAR Z)	2011	1.000	5,700,000	5,700,000
12195	701428 00009	SEPEDA MOTOR	ZEALSUN	ZS 100-ZX (STAR Z)	2010	1.000	5,400,000	5,400,000
12196	701428 00009	SEPEDA MOTOR	ZEALSUN	ZS 100-ZX (STAR Z)	2009	1.000	5,100,000	5,100,000
12197	701428 00009	SEPEDA MOTOR	ZEALSUN	ZS 100-ZX (STAR Z)	2008	1.000	4,700,000	4,700,000
12198	701428 00009	SEPEDA MOTOR	ZEALSUN	ZS 100-ZX (STAR Z)	2007	1.000	4,500,000	4,500,000
12199	701428 00009	SEPEDA MOTOR	ZEALSUN	ZS 100-ZX (STAR Z)	2006	1.000	4,500,000	4,500,000
12200	701428 00009	SEPEDA MOTOR	ZEALSUN	ZS 100-ZX (STAR Z)	2005	1.000	4,300,000	4,300,000
12201	701431 00001	SEPEDA MOTOR	ZETSTAR	IMPERIUM	2003	1.000	4,500,000	4,500,000
12202	701431 00001	SEPEDA MOTOR	ZETSTAR	IMPERIUM	2002	1.000	4,400,000	4,400,000
12203	701431 00001	SEPEDA MOTOR	ZETSTAR	IMPERIUM	2001	1.000	4,300,000	4,300,000
12204	701431 00001	SEPEDA MOTOR	ZETSTAR	IMPERIUM	2000	1.000	4,200,000	4,200,000
12205	701431 00002	SEPEDA MOTOR	ZETSTAR	MATIC 50	2003	1.000	2,100,000	2,100,000
12206	701431 00002	SEPEDA MOTOR	ZETSTAR	MATIC 50	2002	1.000	2,000,000	2,000,000
12207	701431 00002	SEPEDA MOTOR	ZETSTAR	MATIC 50	2001	1.000	1,900,000	1,900,000
12208	701431 00002	SEPEDA MOTOR	ZETSTAR	MATIC 50	2000	1.000	1,800,000	1,800,000
12209	701431 00003	SEPEDA MOTOR	ZETSTAR	SAVIRA	2003	1.000	4,500,000	4,500,000
12210	701431 00003	SEPEDA MOTOR	ZETSTAR	SAVIRA	2002	1.000	4,400,000	4,400,000
12211	701431 00003	SEPEDA MOTOR	ZETSTAR	SAVIRA	2001	1.000	4,300,000	4,300,000
12212	701431 00004	SEPEDA MOTOR	ZETSTAR	SPORTY 125	2002	1.000	4,400,000	4,400,000
12213	701431 00004	SEPEDA MOTOR	ZETSTAR	SPORTY 125	2001	1.000	4,300,000	4,300,000
12214	701431 00004	SEPEDA MOTOR	ZETSTAR	SPORTY 125	2000	1.000	4,200,000	4,200,000
12215	701432 00001	SEPEDA MOTOR	ZHONGYU	LESTARI	2006	1.000	5,500,000	5,500,000
12216	701432 00001	SEPEDA MOTOR	ZHONGYU	LESTARI	2005	1.000	5,200,000	5,200,000
12217	701432 00001	SEPEDA MOTOR	ZHONGYU	LESTARI	2004	1.000	4,900,000	4,900,000
12218	701432 00002	SEPEDA MOTOR	ZHONGYU	NOZOMI	2004	1.000	4,900,000	4,900,000
12219	701432 00003	SEPEDA MOTOR	ZHONGYU	NOZOMI SUPER X	2007	1.000	5,700,000	5,700,000
12220	701432 00003	SEPEDA MOTOR	ZHONGYU	NOZOMI SUPER X	2006	1.000	5,300,000	5,300,000
12221	701432 00003	SEPEDA MOTOR	ZHONGYU	NOZOMI SUPER X	2005	1.000	5,000,000	5,000,000
12222	701432 00005	SEPEDA MOTOR	ZHONGYU	SINAR X	2005	1.000	5,000,000	5,000,000
12223	701432 00004	SEPEDA MOTOR	ZHONGYU	ZS 100-9 (DRUM BRAKE)	2004	1.000	4,100,000	4,100,000
12224	701434 00001	SEPEDA MOTOR	ZONGSHEN	FLOW DB 110	2006	1.000	4,800,000	4,800,000
12225	701434 00001	SEPEDA MOTOR	ZONGSHEN	FLOW DB 110	2005	1.000	4,600,000	4,600,000
12226	701434 00001	SEPEDA MOTOR	ZONGSHEN	FLOW DB 110	2004	1.000	4,500,000	4,500,000
12227	701434 00001	SEPEDA MOTOR	ZONGSHEN	FLOW DB 110	2003	1.000	4,100,000	4,100,000
12228	701434 00002	SEPEDA MOTOR	ZONGSHEN	FLOW GH 110	2003	1.000	4,100,000	4,100,000
12229	701434 00002	SEPEDA MOTOR	ZONGSHEN	FLOW GH 110	2002	1.000	4,000,000	4,000,000
12230	701434 00003	SEPEDA MOTOR	ZONGSHEN	GV 250 CRUISER	2004	1.000	8,000,000	8,000,000
12231	701434 00003	SEPEDA MOTOR	ZONGSHEN	GV 250 CRUISER	2003	1.000	7,500,000	7,500,000
12232	701434 00003	SEPEDA MOTOR	ZONGSHEN	GV 250 CRUISER	2002	1.000	7,300,000	7,300,000
12233	701434 00003	SEPEDA MOTOR	ZONGSHEN	GV 250 CRUISER	2001	1.000	6,900,000	6,900,000
12234	701434 00004	SEPEDA MOTOR	ZONGSHEN	HS 05 AB	2003	1.000	3,700,000	3,700,000
12235	701434 00004	SEPEDA MOTOR	ZONGSHEN	HS 05 AB	2002	1.000	3,600,000	3,600,000

NO	KODING	JENIS	MEREK	TIPE	TH BUAT	BOBOT	NJKB	DP PKB
1	2	3	4	5	6	7	8	9
12236	701434 00005	SEPEDA MOTOR	ZONGSHEN	IMPRES 100	2003	1.000	3,700,000	3,700,000
12237	701434 00005	SEPEDA MOTOR	ZONGSHEN	IMPRES 100	2002	1.000	3,600,000	3,600,000
12238	701434 00005	SEPEDA MOTOR	ZONGSHEN	IMPRES 100	2001	1.000	3,100,000	3,100,000
12239	701434 00005	SEPEDA MOTOR	ZONGSHEN	IMPRES 100	2000	1.000	3,000,000	3,000,000
12240	701434 00006	SEPEDA MOTOR	ZONGSHEN	IMPRES DB 100	2003	1.000	3,700,000	3,700,000
12241	701434 00006	SEPEDA MOTOR	ZONGSHEN	IMPRES DB 100	2002	1.000	3,600,000	3,600,000
12242	701434 00006	SEPEDA MOTOR	ZONGSHEN	IMPRES DB 100	2001	1.000	3,100,000	3,100,000
12243	701434 00006	SEPEDA MOTOR	ZONGSHEN	IMPRES DB 100	2000	1.000	3,000,000	3,000,000
12244	701434 00007	SEPEDA MOTOR	ZONGSHEN	IMPRES GH 100	2006	1.000	4,500,000	4,500,000
12245	701434 00007	SEPEDA MOTOR	ZONGSHEN	IMPRES GH 100	2005	1.000	4,300,000	4,300,000
12246	701434 00007	SEPEDA MOTOR	ZONGSHEN	IMPRES GH 100	2004	1.000	4,100,000	4,100,000
12247	701434 00007	SEPEDA MOTOR	ZONGSHEN	IMPRES GH 100	2003	1.000	3,700,000	3,700,000
12248	701434 00008	SEPEDA MOTOR	ZONGSHEN	LF 100-5	2003	1.000	3,700,000	3,700,000
12249	701434 00008	SEPEDA MOTOR	ZONGSHEN	LF 100-5	2002	1.000	3,600,000	3,600,000
12250	701434 00008	SEPEDA MOTOR	ZONGSHEN	LF 100-5	2001	1.000	3,100,000	3,100,000
12251	701434 00008	SEPEDA MOTOR	ZONGSHEN	LF 100-5	2000	1.000	3,000,000	3,000,000
12252	701434 00009	SEPEDA MOTOR	ZONGSHEN	LF 110-2	2003	1.000	4,100,000	4,100,000
12253	701434 00009	SEPEDA MOTOR	ZONGSHEN	LF 110-2	2002	1.000	4,000,000	4,000,000
12254	701434 00009	SEPEDA MOTOR	ZONGSHEN	LF 110-2	2001	1.000	3,900,000	3,900,000
12255	701434 00009	SEPEDA MOTOR	ZONGSHEN	LF 110-2	2000	1.000	3,500,000	3,500,000
12256	701434 00010	SEPEDA MOTOR	ZONGSHEN	LX 110	2006	1.000	4,800,000	4,800,000
12257	701434 00010	SEPEDA MOTOR	ZONGSHEN	LX 110	2005	1.000	4,600,000	4,600,000
12258	701434 00011	SEPEDA MOTOR	ZONGSHEN	PANDA	2004	1.000	4,900,000	4,900,000
12259	701434 00011	SEPEDA MOTOR	ZONGSHEN	PANDA	2003	1.000	4,500,000	4,500,000
12260	701434 00012	SEPEDA MOTOR	ZONGSHEN	RT 125	2006	1.000	4,800,000	4,800,000
12261	701434 00012	SEPEDA MOTOR	ZONGSHEN	RT 125	2005	1.000	4,700,000	4,700,000
12262	701434 00012	SEPEDA MOTOR	ZONGSHEN	RT 125	2004	1.000	4,600,000	4,600,000
12263	701434 00012	SEPEDA MOTOR	ZONGSHEN	RT 125	2003	1.000	4,500,000	4,500,000
12264	701434 00012	SEPEDA MOTOR	ZONGSHEN	RT 125	2002	1.000	4,400,000	4,400,000
12265	701434 00012	SEPEDA MOTOR	ZONGSHEN	RT 125	2001	1.000	4,300,000	4,300,000
12266	701434 00013	SEPEDA MOTOR	ZONGSHEN	RX125 TRAIL	2006	1.000	5,300,000	5,300,000
12267	701434 00013	SEPEDA MOTOR	ZONGSHEN	RX125 TRAIL	2005	1.000	5,000,000	5,000,000
12268	701434 00013	SEPEDA MOTOR	ZONGSHEN	RX125 TRAIL	2004	1.000	4,900,000	4,900,000
12269	701434 00013	SEPEDA MOTOR	ZONGSHEN	RX125 TRAIL	2003	1.000	4,500,000	4,500,000
12270	701434 00014	SEPEDA MOTOR	ZONGSHEN	SEPIA	2005	1.000	4,300,000	4,300,000
12271	701434 00014	SEPEDA MOTOR	ZONGSHEN	SEPIA	2003	1.000	3,700,000	3,700,000
12272	701434 00014	SEPEDA MOTOR	ZONGSHEN	SEPIA	2002	1.000	3,600,000	3,600,000
12273	701434 00014	SEPEDA MOTOR	ZONGSHEN	SEPIA	2001	1.000	3,100,000	3,100,000
12274	701434 00015	SEPEDA MOTOR	ZONGSHEN	SERUPA X 100cc	2005	1.000	4,300,000	4,300,000
12275	701434 00015	SEPEDA MOTOR	ZONGSHEN	SERUPA X 100cc	2004	1.000	4,100,000	4,100,000
12276	701434 00016	SEPEDA MOTOR	ZONGSHEN	SF50 MILLENIUM	2004	1.000	2,500,000	2,500,000
12277	701434 00016	SEPEDA MOTOR	ZONGSHEN	SF50 MILLENIUM	2003	1.000	2,100,000	2,100,000
12278	701434 00016	SEPEDA MOTOR	ZONGSHEN	SF50 MILLENIUM	2002	1.000	2,000,000	2,000,000
12279	701434 00016	SEPEDA MOTOR	ZONGSHEN	SF50 MILLENIUM	2001	1.000	1,900,000	1,900,000
12280	701434 00016	SEPEDA MOTOR	ZONGSHEN	SF50 MILLENIUM	2000	1.000	1,800,000	1,800,000
12281	701434 00017	SEPEDA MOTOR	ZONGSHEN	SINAR X	2004	1.000	4,900,000	4,900,000
12282	701434 00018	SEPEDA MOTOR	ZONGSHEN	SPORTY 125	2003	1.000	4,500,000	4,500,000
12283	701434 00019	SEPEDA MOTOR	ZONGSHEN	TRINGKING GH 110	2005	1.000	4,600,000	4,600,000
12284	701434 00019	SEPEDA MOTOR	ZONGSHEN	TRINGKING GH 110	2004	1.000	4,500,000	4,500,000
12285	701434 00019	SEPEDA MOTOR	ZONGSHEN	TRINGKING GH 110	2003	1.000	4,100,000	4,100,000
12286	701434 00019	SEPEDA MOTOR	ZONGSHEN	TRINGKING GH 110	2002	1.000	4,000,000	4,000,000
12287	701434 00019	SEPEDA MOTOR	ZONGSHEN	TRINGKING GH 110	2001	1.000	3,900,000	3,900,000
12288	701434 00021	SEPEDA MOTOR	ZONGSHEN	ZS 100-16	2004	1.000	4,100,000	4,100,000
12289	701434 00021	SEPEDA MOTOR	ZONGSHEN	ZS 100-16	2003	1.000	3,700,000	3,700,000
12290	701434 00021	SEPEDA MOTOR	ZONGSHEN	ZS 100-16	2002	1.000	3,600,000	3,600,000
12291	701434 00021	SEPEDA MOTOR	ZONGSHEN	ZS 100-16	2001	1.000	3,100,000	3,100,000
12292	701434 00021	SEPEDA MOTOR	ZONGSHEN	ZS 100-16	2000	1.000	3,000,000	3,000,000
12293	701434 00022	SEPEDA MOTOR	ZONGSHEN	ZS 100-4	2004	1.000	4,100,000	4,100,000
12294	701434 00022	SEPEDA MOTOR	ZONGSHEN	ZS 100-4	2003	1.000	3,700,000	3,700,000
12295	701434 00022	SEPEDA MOTOR	ZONGSHEN	ZS 100-4	2002	1.000	3,600,000	3,600,000
12296	701434 00022	SEPEDA MOTOR	ZONGSHEN	ZS 100-4	2001	1.000	3,100,000	3,100,000
12297	701434 00022	SEPEDA MOTOR	ZONGSHEN	ZS 100-4	2000	1.000	3,000,000	3,000,000
12298	701434 00023	SEPEDA MOTOR	ZONGSHEN	ZS 100-9	2004	1.000	4,100,000	4,100,000
12299	701434 00023	SEPEDA MOTOR	ZONGSHEN	ZS 100-9	2003	1.000	3,700,000	3,700,000
12300	701434 00023	SEPEDA MOTOR	ZONGSHEN	ZS 100-9	2002	1.000	3,600,000	3,600,000
12301	701434 00023	SEPEDA MOTOR	ZONGSHEN	ZS 100-9	2001	1.000	3,100,000	3,100,000
12302	701434 00023	SEPEDA MOTOR	ZONGSHEN	ZS 100-9	2000	1.000	3,000,000	3,000,000
12303	701434 00024	SEPEDA MOTOR	ZONGSHEN	ZS 100-9 SUPER	2004	1.000	4,100,000	4,100,000
12304	701434 00024	SEPEDA MOTOR	ZONGSHEN	ZS 100-9 SUPER	2003	1.000	3,700,000	3,700,000
12305	701434 00024	SEPEDA MOTOR	ZONGSHEN	ZS 100-9 SUPER	2002	1.000	3,600,000	3,600,000
12306	701434 00024	SEPEDA MOTOR	ZONGSHEN	ZS 100-9 SUPER	2001	1.000	3,100,000	3,100,000
12307	701434 00024	SEPEDA MOTOR	ZONGSHEN	ZS 100-9 SUPER	2000	1.000	3,000,000	3,000,000
12308	701434 00020	SEPEDA MOTOR	ZONGSHEN	ZS 100 T-2	2004	1.000	4,100,000	4,100,000
12309	701434 00020	SEPEDA MOTOR	ZONGSHEN	ZS 100 T-2	2003	1.000	3,700,000	3,700,000
12310	701434 00020	SEPEDA MOTOR	ZONGSHEN	ZS 100 T-2	2002	1.000	3,600,000	3,600,000
12311	701434 00020	SEPEDA MOTOR	ZONGSHEN	ZS 100 T-2	2001	1.000	3,100,000	3,100,000
12312	701434 00020	SEPEDA MOTOR	ZONGSHEN	ZS 100 T-2	2000	1.000	3,000,000	3,000,000
12313	701434 00025	SEPEDA MOTOR	ZONGSHEN	ZS 110-16	2004	1.000	4,500,000	4,500,000
12314	701434 00025	SEPEDA MOTOR	ZONGSHEN	ZS 110-16	2003	1.000	4,100,000	4,100,000
12315	701434 00025	SEPEDA MOTOR	ZONGSHEN	ZS 110-16	2002	1.000	4,000,000	4,000,000
12316	701434 00025	SEPEDA MOTOR	ZONGSHEN	ZS 110-16	2001	1.000	3,900,000	3,900,000
12317	701434 00025	SEPEDA MOTOR	ZONGSHEN	ZS 110-16	2000	1.000	3,500,000	3,500,000
12318	701434 00026	SEPEDA MOTOR	ZONGSHEN	ZS 110-9	2004	1.000	4,500,000	4,500,000
12319	701434 00026	SEPEDA MOTOR	ZONGSHEN	ZS 110-9	2003	1.000	4,100,000	4,100,000
12320	701434 00026	SEPEDA MOTOR	ZONGSHEN	ZS 110-9	2002	1.000	4,000,000	4,000,000
12321	701434 00026	SEPEDA MOTOR	ZONGSHEN	ZS 110-9	2001	1.000	3,900,000	3,900,000
12322	701434 00026	SEPEDA MOTOR	ZONGSHEN	ZS 110-9	2000	1.000	3,500,000	3,500,000
12323	701434 00030	SEPEDA MOTOR	ZONGSHEN	ZS 125-8	2004	1.000	4,900,000	4,900,000
12324	701434 00030	SEPEDA MOTOR	ZONGSHEN	ZS 125-8	2003	1.000	4,500,000	4,500,000
12325	701434 00030	SEPEDA MOTOR	ZONGSHEN	ZS 125-8	2002	1.000	4,400,000	4,400,000

NO	KODING	JENIS	MEREK	TIPE	TH BUAT	BOBOT	NJKB	DP PKB
1	2	3	4	5	6	7	8	9
12326	701434 00030	SEPEDA MOTOR	ZONGSHEN	ZS 125-8	2001	1.000	4,300,000	4,300,000
12327	701434 00030	SEPEDA MOTOR	ZONGSHEN	ZS 125-8	2000	1.000	4,200,000	4,200,000
12328	701434 00027	SEPEDA MOTOR	ZONGSHEN	ZS 125 GY	2004	1.000	4,900,000	4,900,000
12329	701434 00027	SEPEDA MOTOR	ZONGSHEN	ZS 125 GY	2003	1.000	4,500,000	4,500,000
12330	701434 00028	SEPEDA MOTOR	ZONGSHEN	ZS 125 T-4	2004	1.000	4,900,000	4,900,000
12331	701434 00028	SEPEDA MOTOR	ZONGSHEN	ZS 125 T-4	2003	1.000	4,500,000	4,500,000
12332	701434 00028	SEPEDA MOTOR	ZONGSHEN	ZS 125 T-4	2002	1.000	4,400,000	4,400,000
12333	701434 00028	SEPEDA MOTOR	ZONGSHEN	ZS 125 T-4	2001	1.000	4,300,000	4,300,000
12334	701434 00028	SEPEDA MOTOR	ZONGSHEN	ZS 125 T-4	2000	1.000	4,200,000	4,200,000
12335	701434 00029	SEPEDA MOTOR	ZONGSHEN	ZS 125 T-7	2004	1.000	4,900,000	4,900,000
12336	701434 00029	SEPEDA MOTOR	ZONGSHEN	ZS 125 T-7	2003	1.000	4,500,000	4,500,000
12337	701434 00029	SEPEDA MOTOR	ZONGSHEN	ZS 125 T-7	2002	1.000	4,400,000	4,400,000
12338	701434 00029	SEPEDA MOTOR	ZONGSHEN	ZS 125 T-7	2001	1.000	4,300,000	4,300,000
12339	701434 00029	SEPEDA MOTOR	ZONGSHEN	ZS 125 T-7	2000	1.000	4,200,000	4,200,000
12340	701434 00031	SEPEDA MOTOR	ZONGSHEN	ZS 150	2004	1.000	5,800,000	5,800,000
12341	701434 00031	SEPEDA MOTOR	ZONGSHEN	ZS 150	2003	1.000	5,400,000	5,400,000
12342	701434 00031	SEPEDA MOTOR	ZONGSHEN	ZS 150	2002	1.000	5,300,000	5,300,000
12343	701434 00031	SEPEDA MOTOR	ZONGSHEN	ZS 150	2001	1.000	5,200,000	5,200,000
12344	701434 00031	SEPEDA MOTOR	ZONGSHEN	ZS 150	2000	1.000	5,100,000	5,100,000
12345	701434 00032	SEPEDA MOTOR	ZONGSHEN	ZS 250	2004	1.000	8,000,000	8,000,000
12346	701434 00032	SEPEDA MOTOR	ZONGSHEN	ZS 250	2003	1.000	7,500,000	7,500,000
12347	701434 00033	SEPEDA MOTOR	ZONGSHEN	ZS 50 QT-4B	2004	1.000	2,500,000	2,500,000
12348	701434 00033	SEPEDA MOTOR	ZONGSHEN	ZS 50 QT-4B	2003	1.000	2,100,000	2,100,000
12349	701434 00033	SEPEDA MOTOR	ZONGSHEN	ZS 50 QT-4B	2002	1.000	2,000,000	2,000,000
12350	701434 00033	SEPEDA MOTOR	ZONGSHEN	ZS 50 QT-4B	2001	1.000	1,900,000	1,900,000
12351	701434 00033	SEPEDA MOTOR	ZONGSHEN	ZS 50 QT-4B	2000	1.000	1,900,000	1,900,000
12352	701434 00033	SEPEDA MOTOR	ZONGSHEN	ZS 50 QT-4B	1983	1.000	1,100,000	1,100,000
12353	701434 00033	SEPEDA MOTOR	ZONGSHEN	ZS 50 QT-4B	1982	1.000	1,000,000	1,000,000
12354	701435 00001	SEPEDA MOTOR	ZUNDAP	100 CC	1980	1.000	500,000	500,000
12355	701435 00002	SEPEDA MOTOR	ZUNDAP	250 CC	1980	1.000	800,000	800,000
12356	701435 00005	SEPEDA MOTOR	ZUNDAP	50 CC	1980	1.000	400,000	400,000
12357	701435 00003	SEPEDA MOTOR	ZUNDAP	COMBINET 250 CC	1980	1.000	1,100,000	1,100,000
12358	701435 00004	SEPEDA MOTOR	ZUNDAP	FALCON	1980	1.000	800,000	800,000
12359	701445 00006	SEPEDA MOTOR	DEMAK	DMR 150 M/T	2011	1.000	7,900,000	7,900,000
12360	701445 00006	SEPEDA MOTOR	DEMAK	DMR 150 M/T	2010	1.000	7,400,000	7,400,000
12361	701445 00006	SEPEDA MOTOR	DEMAK	DMR 150 M/T	2009	1.000	6,900,000	6,900,000
12362	701445 00006	SEPEDA MOTOR	DEMAK	DMR 150 M/T	2008	1.000	6,300,000	6,300,000
12363	701445 00007	SEPEDA MOTOR	DEMAK	DMX 150 M/T	2011	1.000	7,900,000	7,900,000
12364	701445 00007	SEPEDA MOTOR	DEMAK	DMX 150 M/T	2010	1.000	7,400,000	7,400,000
12365	701445 00007	SEPEDA MOTOR	DEMAK	DMX 150 M/T	2009	1.000	6,900,000	6,900,000
12366	701445 00007	SEPEDA MOTOR	DEMAK	DMX 150 M/T	2008	1.000	6,300,000	6,300,000
12367	701445 00001	SEPEDA MOTOR	DEMAK	FIGHTER	2005	1.000	5,000,000	5,000,000
12368	701445 00001	SEPEDA MOTOR	DEMAK	FIGHTER	2004	1.000	4,900,000	4,900,000
12369	701445 00002	SEPEDA MOTOR	DEMAK	MATRIK	2005	1.000	4,600,000	4,600,000
12370	701445 00002	SEPEDA MOTOR	DEMAK	MATRIK	2004	1.000	4,500,000	4,500,000
12371	701445 00008	SEPEDA MOTOR	DEMAK	QUEST 125 M/T	2011	1.000	6,900,000	6,900,000
12372	701445 00008	SEPEDA MOTOR	DEMAK	QUEST 125 M/T	2010	1.000	6,500,000	6,500,000
12373	701445 00008	SEPEDA MOTOR	DEMAK	QUEST 125 M/T	2009	1.000	6,100,000	6,100,000
12374	701445 00008	SEPEDA MOTOR	DEMAK	QUEST 125 M/T	2008	1.000	5,600,000	5,600,000
12375	701445 00003	SEPEDA MOTOR	DEMAK	SMART 110	2005	1.000	4,600,000	4,600,000
12376	701445 00003	SEPEDA MOTOR	DEMAK	SMART 110	2004	1.000	4,500,000	4,500,000
12377	701445 00004	SEPEDA MOTOR	DEMAK	SMART R	2005	1.000	4,600,000	4,600,000
12378	701445 00004	SEPEDA MOTOR	DEMAK	SMART R	2004	1.000	4,500,000	4,500,000
12379	701445 00005	SEPEDA MOTOR	DEMAK	TWISTER	2005	1.000	4,600,000	4,600,000
12380	701445 00005	SEPEDA MOTOR	DEMAK	TWISTER	2004	1.000	4,500,000	4,500,000
12381	701446 00002	SEPEDA MOTOR	DIABLO	DIABLO 200 S	2012	1.000	10,000,000	10,000,000
12382	701446 00002	SEPEDA MOTOR	DIABLO	DIABLO 200 S	2007	1.000	7,800,000	7,800,000
12383	701446 00002	SEPEDA MOTOR	DIABLO	DIABLO 200 S	2006	1.000	7,300,000	7,300,000
12384	701446 00001	SEPEDA MOTOR	DIABLO	DIABLO 200s/200 CC	2005	1.000	7,200,000	7,200,000
12385	701446 00001	SEPEDA MOTOR	DIABLO	DIABLO 200s/200 CC	2004	1.000	7,100,000	7,100,000
12386	701446 00003	SEPEDA MOTOR	DIABLO	DIABLO 200 X	2011	1.000	9,500,000	9,500,000
12387	701446 00003	SEPEDA MOTOR	DIABLO	DIABLO 200 X	2010	1.000	9,000,000	9,000,000
12388	701446 00003	SEPEDA MOTOR	DIABLO	DIABLO 200 X	2009	1.000	8,600,000	8,600,000
12389	701446 00003	SEPEDA MOTOR	DIABLO	DIABLO 200 X	2008	1.000	8,200,000	8,200,000
12390	701446 00003	SEPEDA MOTOR	DIABLO	DIABLO 200 X	2007	1.000	7,800,000	7,800,000
12391	701446 00003	SEPEDA MOTOR	DIABLO	DIABLO 200 X	2006	1.000	7,300,000	7,300,000
12392	701454 00001	SEPEDA MOTOR	HAOTIN	HT 100-3	2003	1.000	3,700,000	3,700,000
12393	701454 00001	SEPEDA MOTOR	HAOTIN	HT 100-3	2002	1.000	3,600,000	3,600,000
12394	701454 00001	SEPEDA MOTOR	HAOTIN	HT 100-3	2001	1.000	3,100,000	3,100,000
12395	701454 00001	SEPEDA MOTOR	HAOTIN	HT 100-3	2000	1.000	3,000,000	3,000,000
12396	701454 00002	SEPEDA MOTOR	HAOTIN	HT 100-4	2003	1.000	3,700,000	3,700,000
12397	701454 00002	SEPEDA MOTOR	HAOTIN	HT 100-4	2002	1.000	3,600,000	3,600,000
12398	701454 00002	SEPEDA MOTOR	HAOTIN	HT 100-4	2001	1.000	3,100,000	3,100,000
12399	701454 00002	SEPEDA MOTOR	HAOTIN	HT 100-4	2000	1.000	3,000,000	3,000,000
12400	701454 00003	SEPEDA MOTOR	HAOTIN	HT 125-2	2003	1.000	4,500,000	4,500,000
12401	701454 00003	SEPEDA MOTOR	HAOTIN	HT 125-2	2002	1.000	4,400,000	4,400,000
12402	701454 00003	SEPEDA MOTOR	HAOTIN	HT 125-2	2001	1.000	4,300,000	4,300,000
12403	701454 00003	SEPEDA MOTOR	HAOTIN	HT 125-2	2000	1.000	4,200,000	4,200,000
12404	701454 00004	SEPEDA MOTOR	HAOTIN	HT 125-6	2003	1.000	4,500,000	4,500,000
12405	701454 00004	SEPEDA MOTOR	HAOTIN	HT 125-6	2002	1.000	4,400,000	4,400,000
12406	701454 00004	SEPEDA MOTOR	HAOTIN	HT 125-6	2001	1.000	4,300,000	4,300,000
12407	701454 00004	SEPEDA MOTOR	HAOTIN	HT 125-6	2000	1.000	4,200,000	4,200,000
12408	701454 00005	SEPEDA MOTOR	HAOTIN	HT 125T-A	2003	1.000	4,500,000	4,500,000
12409	701454 00005	SEPEDA MOTOR	HAOTIN	HT 125T-A	2002	1.000	4,400,000	4,400,000
12410	701454 00005	SEPEDA MOTOR	HAOTIN	HT 125T-A	2001	1.000	4,300,000	4,300,000
12411	701454 00005	SEPEDA MOTOR	HAOTIN	HT 125T-A	2000	1.000	4,200,000	4,200,000
12412	701454 00006	SEPEDA MOTOR	HAOTIN	HT 125T-B	2003	1.000	4,500,000	4,500,000
12413	701454 00006	SEPEDA MOTOR	HAOTIN	HT 125T-B	2002	1.000	4,400,000	4,400,000
12414	701454 00006	SEPEDA MOTOR	HAOTIN	HT 125T-B	2001	1.000	4,300,000	4,300,000
12415	701454 00006	SEPEDA MOTOR	HAOTIN	HT 125T-B	2000	1.000	4,200,000	4,200,000

NO	KODING	JENIS	MEREK	TIPE	TH BUAT	BOBOT	NJKB	DP PKB
1	2	3	4	5	6	7	8	9
12416	701457 00001	SEPEDA MOTOR	INSPIRA	GRANDPRIX PLUS (JETMATIC)	2003	1.000	2,400,000	2,400,000
12417	701457 00002	SEPEDA MOTOR	INSPIRA	SUPER SIP	2011	1.000	5,700,000	5,700,000
12418	701457 00002	SEPEDA MOTOR	INSPIRA	SUPER SIP	2010	1.000	5,400,000	5,400,000
12419	701457 00002	SEPEDA MOTOR	INSPIRA	SUPER SIP	2009	1.000	5,100,000	5,100,000
12420	701457 00002	SEPEDA MOTOR	INSPIRA	SUPER SIP	2008	1.000	4,700,000	4,700,000
12421	701457 00002	SEPEDA MOTOR	INSPIRA	SUPER SIP	2007	1.000	4,600,000	4,600,000
12422	701457 00002	SEPEDA MOTOR	INSPIRA	SUPER SIP	2006	1.000	4,500,000	4,500,000
12423	701457 00002	SEPEDA MOTOR	INSPIRA	SUPER SIP	2005	1.000	4,300,000	4,300,000
12424	701457 00003	SEPEDA MOTOR	INSPIRA	SUPER X	2011	1.000	5,700,000	5,700,000
12425	701457 00003	SEPEDA MOTOR	INSPIRA	SUPER X	2010	1.000	5,400,000	5,400,000
12426	701457 00003	SEPEDA MOTOR	INSPIRA	SUPER X	2009	1.000	5,100,000	5,100,000
12427	701457 00003	SEPEDA MOTOR	INSPIRA	SUPER X	2008	1.000	4,900,000	4,900,000
12428	701457 00003	SEPEDA MOTOR	INSPIRA	SUPER X	2007	1.000	4,700,000	4,700,000
12429	701457 00003	SEPEDA MOTOR	INSPIRA	SUPER X	2006	1.000	4,500,000	4,500,000
12430	701457 00003	SEPEDA MOTOR	INSPIRA	SUPER X	2005	1.000	4,300,000	4,300,000
12431	701457 00004	SEPEDA MOTOR	INSPIRA	Y100-3 ZX (CARRIER Z)	2011	1.000	5,700,000	5,700,000
12432	701457 00004	SEPEDA MOTOR	INSPIRA	Y100-3 ZX (CARRIER Z)	2010	1.000	5,400,000	5,400,000
12433	701457 00004	SEPEDA MOTOR	INSPIRA	Y100-3 ZX (CARRIER Z)	2009	1.000	5,100,000	5,100,000
12434	701457 00004	SEPEDA MOTOR	INSPIRA	Y100-3 ZX (CARRIER Z)	2008	1.000	4,700,000	4,700,000
12435	701457 00004	SEPEDA MOTOR	INSPIRA	Y100-3 ZX (CARRIER Z)	2007	1.000	4,600,000	4,600,000
12436	701457 00004	SEPEDA MOTOR	INSPIRA	Y100-3 ZX (CARRIER Z)	2006	1.000	4,500,000	4,500,000
12437	701457 00004	SEPEDA MOTOR	INSPIRA	Y100-3 ZX (CARRIER Z)	2005	1.000	4,300,000	4,300,000
12438	701458 00001	SEPEDA MOTOR	ISAPPORO	100	2007	1.000	4,800,000	4,800,000
12439	701458 00001	SEPEDA MOTOR	ISAPPORO	100	2006	1.000	4,500,000	4,500,000
12440	701458 00001	SEPEDA MOTOR	ISAPPORO	100	2005	1.000	4,300,000	4,300,000
12441	701458 00001	SEPEDA MOTOR	ISAPPORO	100	2004	1.000	4,100,000	4,100,000
12442	701458 00002	SEPEDA MOTOR	ISAPPORO	125	2007	1.000	5,700,000	5,700,000
12443	701458 00002	SEPEDA MOTOR	ISAPPORO	125	2006	1.000	5,300,000	5,300,000
12444	701458 00002	SEPEDA MOTOR	ISAPPORO	125	2005	1.000	5,000,000	5,000,000
12445	701458 00002	SEPEDA MOTOR	ISAPPORO	125	2004	1.000	4,900,000	4,900,000
12446	701458 00003	SEPEDA MOTOR	ISAPPORO	150	2007	1.000	6,400,000	6,400,000
12447	701458 00003	SEPEDA MOTOR	ISAPPORO	150	2006	1.000	6,000,000	6,000,000
12448	701458 00003	SEPEDA MOTOR	ISAPPORO	150	2005	1.000	5,900,000	5,900,000
12449	701458 00003	SEPEDA MOTOR	ISAPPORO	150	2004	1.000	5,800,000	5,800,000
12450	701504 00001	SEPEDA MOTOR	TORINDO	SMART M	2007	1.000	5,700,000	5,700,000
12451	701504 00001	SEPEDA MOTOR	TORINDO	SMART M	2006	1.000	5,300,000	5,300,000
12452	701504 00002	SEPEDA MOTOR	TORINDO	SMART S	2007	1.000	5,200,000	5,200,000
12453	701504 00002	SEPEDA MOTOR	TORINDO	SMART S	2006	1.000	4,800,000	4,800,000
12454	701504 00006	SEPEDA MOTOR	TORINDO	SMART SR	2011	1.000	9,400,000	9,400,000
12455	701504 00006	SEPEDA MOTOR	TORINDO	SMART SR	2010	1.000	8,900,000	8,900,000
12456	701504 00006	SEPEDA MOTOR	TORINDO	SMART SR	2009	1.000	8,400,000	8,400,000
12457	701504 00007	SEPEDA MOTOR	TORINDO	SMART W	2011	1.000	5,700,000	5,700,000
12458	701504 00007	SEPEDA MOTOR	TORINDO	SMART W	2010	1.000	5,400,000	5,400,000
12459	701504 00007	SEPEDA MOTOR	TORINDO	SMART W	2009	1.000	5,100,000	5,100,000
12460	701504 00003	SEPEDA MOTOR	TORINDO	SMART-X	2005	1.000	4,600,000	4,600,000
12461	701504 00008	SEPEDA MOTOR	TORINDO	SMART X2	2011	1.000	6,200,000	6,200,000
12462	701504 00008	SEPEDA MOTOR	TORINDO	SMART X2	2010	1.000	5,900,000	5,900,000
12463	701504 00008	SEPEDA MOTOR	TORINDO	SMART X2	2009	1.000	5,700,000	5,700,000
12464	701504 00008	SEPEDA MOTOR	TORINDO	SMART X2	2008	1.000	5,500,000	5,500,000
12465	701504 00008	SEPEDA MOTOR	TORINDO	SMART X2	2007	1.000	5,200,000	5,200,000
12466	701504 00004	SEPEDA MOTOR	TORINDO	STREAM-X	2007	1.000	4,800,000	4,800,000
12467	701504 00004	SEPEDA MOTOR	TORINDO	STREAM-X	2006	1.000	4,500,000	4,500,000
12468	701504 00004	SEPEDA MOTOR	TORINDO	STREAM-X	2005	1.000	4,300,000	4,300,000
12469	701504 00005	SEPEDA MOTOR	TORINDO	T.REX TG 110	2004	1.000	4,500,000	4,500,000
12470	701513 00001	SEPEDA MOTOR	BIMA	KAMIKAZE 110 CC	2015	1.000	6,900,000	6,900,000
12471	701513 00001	SEPEDA MOTOR	BIMA	KAMIKAZE 110 CC	2014	1.000	6,700,000	6,700,000
12472	701513 00001	SEPEDA MOTOR	BIMA	KAMIKAZE 110 CC	2013	1.000	6,500,000	6,500,000
12473	701513 00001	SEPEDA MOTOR	BIMA	KAMIKAZE 110 CC	2012	1.000	6,300,000	6,300,000
12474	701513 00001	SEPEDA MOTOR	BIMA	KAMIKAZE 110 CC	2011	1.000	6,100,000	6,100,000
12475	701513 00001	SEPEDA MOTOR	BIMA	KAMIKAZE 110 CC	2010	1.000	5,800,000	5,800,000
12476	701513 00001	SEPEDA MOTOR	BIMA	KAMIKAZE 110 CC	2009	1.000	5,500,000	5,500,000
12477	701513 00001	SEPEDA MOTOR	BIMA	KAMIKAZE 110 CC	2008	1.000	5,100,000	5,100,000
12478	701513 00001	SEPEDA MOTOR	BIMA	KAMIKAZE 110 CC	2007	1.000	5,000,000	5,000,000
12479	701513 00001	SEPEDA MOTOR	BIMA	KAMIKAZE 110 CC	2006	1.000	4,800,000	4,800,000
12480	701513 00001	SEPEDA MOTOR	BIMA	KAMIKAZE 110 CC	2005	1.000	4,600,000	4,600,000
12481	701515 00001	SEPEDA MOTOR	SONI	100 CC	2005	1.000	4,300,000	4,300,000
12482	701515 00002	SEPEDA MOTOR	SONI	PATRIOT S150	2003	1.000	5,400,000	5,400,000
12483	701557 00001	SEPEDA MOTOR	YAMASITA	YM 100	2006	1.000	4,500,000	4,500,000
12484	701562 00001	SEPEDA MOTOR	DORKAS	DKB 100	2006	1.000	4,500,000	4,500,000
12485	701562 00002	SEPEDA MOTOR	DORKAS	DKB 110	2006	1.000	4,800,000	4,800,000
12486	701562 00003	SEPEDA MOTOR	DORKAS	DKB 125	2006	1.000	5,300,000	5,300,000
12487	701562 00004	SEPEDA MOTOR	DORKAS	DKB 70	2006	1.000	3,000,000	3,000,000
12488	701562 00005	SEPEDA MOTOR	DORKAS	DKB 90	2006	1.000	3,900,000	3,900,000
12489	701562 00006	SEPEDA MOTOR	DORKAS	DKC 50	2006	1.000	2,700,000	2,700,000
12490	701562 00007	SEPEDA MOTOR	DORKAS	DKS 125	2006	1.000	5,300,000	5,300,000
12491	701562 00008	SEPEDA MOTOR	DORKAS	DKS 150	2006	1.000	6,000,000	6,000,000
12492	701562 00009	SEPEDA MOTOR	DORKAS	DKS 200	2006	1.000	7,300,000	7,300,000
12493	701562 00010	SEPEDA MOTOR	DORKAS	DKT 50	2006	1.000	2,700,000	2,700,000
12494	701573 00001	SEPEDA MOTOR	MONSTRAC	MTR200-X	2014	1.000	10,100,000	10,100,000
12495	701573 00001	SEPEDA MOTOR	MONSTRAC	MTR200-X	2013	1.000	10,000,000	10,000,000
12496	701573 00001	SEPEDA MOTOR	MONSTRAC	MTR200-X	2012	1.000	9,800,000	9,800,000
12497	701573 00001	SEPEDA MOTOR	MONSTRAC	MTR200-X	2011	1.000	9,400,000	9,400,000
12498	701573 00001	SEPEDA MOTOR	MONSTRAC	MTR200-X	2010	1.000	8,900,000	8,900,000
12499	701573 00001	SEPEDA MOTOR	MONSTRAC	MTR200-X	2009	1.000	8,400,000	8,400,000
12500	701573 00001	SEPEDA MOTOR	MONSTRAC	MTR200-X	2008	1.000	7,800,000	7,800,000
12501	701573 00001	SEPEDA MOTOR	MONSTRAC	MTR200-X	2007	1.000	7,700,000	7,700,000
12502	701573 00001	SEPEDA MOTOR	MONSTRAC	MTR200-X	2006	1.000	7,300,000	7,300,000
12503	701573 00002	SEPEDA MOTOR	MONSTRAC	MTR-H1X	2014	1.000	6,200,000	6,200,000
12504	701573 00002	SEPEDA MOTOR	MONSTRAC	MTR-H1X	2013	1.000	6,100,000	6,100,000
12505	701573 00002	SEPEDA MOTOR	MONSTRAC	MTR-H1X	2012	1.000	6,000,000	6,000,000

NO	KODING	JENIS	MEREK	TIPE	TH BUAT	BOBOT	NJKB	DP PKB
1	2	3	4	5	6	7	8	9
12506	701573 00002	SEPEDA MOTOR	MONSTRAC	MTR-H1X	2011	1.000	5,700,000	5,700,000
12507	701573 00002	SEPEDA MOTOR	MONSTRAC	MTR-H1X	2010	1.000	5,400,000	5,400,000
12508	701573 00002	SEPEDA MOTOR	MONSTRAC	MTR-H1X	2009	1.000	5,100,000	5,100,000
12509	701573 00002	SEPEDA MOTOR	MONSTRAC	MTR-H1X	2008	1.000	4,700,000	4,700,000
12510	701573 00003	SEPEDA MOTOR	MONSTRAC	MTR-M250 M/T	2011	1.000	10,600,000	10,600,000
12511	701573 00003	SEPEDA MOTOR	MONSTRAC	MTR-M250 M/T	2010	1.000	10,100,000	10,100,000
12512	701573 00003	SEPEDA MOTOR	MONSTRAC	MTR-M250 M/T	2009	1.000	9,600,000	9,600,000
12513	701574 00002	SEPEDA MOTOR	NOZOMI	ICHIRO	2011	1.000	5,700,000	5,700,000
12514	701574 00002	SEPEDA MOTOR	NOZOMI	ICHIRO	2010	1.000	5,400,000	5,400,000
12515	701574 00002	SEPEDA MOTOR	NOZOMI	ICHIRO	2009	1.000	5,100,000	5,100,000
12516	701574 00002	SEPEDA MOTOR	NOZOMI	ICHIRO	2008	1.000	4,700,000	4,700,000
12517	701574 00001	SEPEDA MOTOR	NOZOMI	SUPER EKSTRA 100cc	2011	1.000	5,700,000	5,700,000
12518	701574 00001	SEPEDA MOTOR	NOZOMI	SUPER EKSTRA 100cc	2010	1.000	5,400,000	5,400,000
12519	701574 00001	SEPEDA MOTOR	NOZOMI	SUPER EKSTRA 100cc	2009	1.000	5,100,000	5,100,000
12520	701574 00001	SEPEDA MOTOR	NOZOMI	SUPER EKSTRA 100cc	2008	1.000	4,700,000	4,700,000
12521	701574 00001	SEPEDA MOTOR	NOZOMI	SUPER EKSTRA 100cc	2007	1.000	4,600,000	4,600,000
12522	701574 00001	SEPEDA MOTOR	NOZOMI	SUPER EKSTRA 100cc	2006	1.000	4,500,000	4,500,000
12523	701577 00003	SEPEDA MOTOR	SHAMO	SH 100	2011	1.000	5,700,000	5,700,000
12524	701577 00003	SEPEDA MOTOR	SHAMO	SH 100	2010	1.000	5,400,000	5,400,000
12525	701577 00003	SEPEDA MOTOR	SHAMO	SH 100	2009	1.000	5,100,000	5,100,000
12526	701577 00003	SEPEDA MOTOR	SHAMO	SH 100	2008	1.000	4,700,000	4,700,000
12527	701577 00003	SEPEDA MOTOR	SHAMO	SH 100	2007	1.000	4,600,000	4,600,000
12528	701577 00001	SEPEDA MOTOR	SHAMO	SH 125	2006	1.000	5,300,000	5,300,000
12529	701577 00002	SEPEDA MOTOR	SHAMO	SP 125	2006	1.000	5,300,000	5,300,000
12530	701577 00004	SEPEDA MOTOR	SHAMO	SP 150	2011	1.000	7,900,000	7,900,000
12531	701577 00004	SEPEDA MOTOR	SHAMO	SP 150	2010	1.000	7,400,000	7,400,000
12532	701577 00004	SEPEDA MOTOR	SHAMO	SP 150	2009	1.000	6,900,000	6,900,000
12533	701577 00004	SEPEDA MOTOR	SHAMO	SP 150	2008	1.000	6,300,000	6,300,000
12534	701577 00004	SEPEDA MOTOR	SHAMO	SP 150	2007	1.000	6,200,000	6,200,000
12535	701577 00005	SEPEDA MOTOR	SHAMO	WN 200	2011	1.000	9,400,000	9,400,000
12536	701577 00005	SEPEDA MOTOR	SHAMO	WN 200	2010	1.000	8,900,000	8,900,000
12537	701577 00005	SEPEDA MOTOR	SHAMO	WN 200	2009	1.000	8,400,000	8,400,000
12538	701577 00005	SEPEDA MOTOR	SHAMO	WN 200	2008	1.000	7,800,000	7,800,000
12539	701577 00005	SEPEDA MOTOR	SHAMO	WN 200	2007	1.000	7,800,000	7,800,000
12540	701578 00001	SEPEDA MOTOR	SYM	ALCEO SB 300	2019	1.000	43,800,000	43,800,000
12541	701578 00001	SEPEDA MOTOR	SYM	ALCEO SB 300	2018	1.000	41,700,000	41,700,000
12542	701578 00001	SEPEDA MOTOR	SYM	ALCEO SB 300	2017	1.000	39,700,000	39,700,000
12543	701578 00001	SEPEDA MOTOR	SYM	ALCEO SB 300	2016	1.000	37,800,000	37,800,000
12544	701578 00025	SEPEDA MOTOR	SYM	ATTILA	2016	1.000	16,700,000	16,700,000
12545	701578 00002	SEPEDA MOTOR	SYM	ATTILA 125	2019	1.000	16,900,000	16,900,000
12546	701578 00002	SEPEDA MOTOR	SYM	ATTILA 125	2018	1.000	16,100,000	16,100,000
12547	701578 00002	SEPEDA MOTOR	SYM	ATTILA 125	2017	1.000	15,300,000	15,300,000
12548	701578 00019	SEPEDA MOTOR	SYM	ATTILA ELIZABETH	2015	1.000	7,600,000	7,600,000
12549	701578 00019	SEPEDA MOTOR	SYM	ATTILA ELIZABETH	2014	1.000	7,500,000	7,500,000
12550	701578 00019	SEPEDA MOTOR	SYM	ATTILA ELIZABETH	2013	1.000	7,400,000	7,400,000
12551	701578 00019	SEPEDA MOTOR	SYM	ATTILA ELIZABETH	2011	1.000	6,900,000	6,900,000
12552	701578 00014	SEPEDA MOTOR	SYM	BONUS 100	2011	1.000	5,700,000	5,700,000
12553	701578 00014	SEPEDA MOTOR	SYM	BONUS 100	2010	1.000	5,400,000	5,400,000
12554	701578 00014	SEPEDA MOTOR	SYM	BONUS 100	2009	1.000	5,100,000	5,100,000
12555	701578 00014	SEPEDA MOTOR	SYM	BONUS 100	2008	1.000	4,700,000	4,700,000
12556	701578 00014	SEPEDA MOTOR	SYM	BONUS 100	2007	1.000	4,500,000	4,500,000
12557	701578 00014	SEPEDA MOTOR	SYM	BONUS 100	2006	1.000	4,500,000	4,500,000
12558	701578 00003	SEPEDA MOTOR	SYM	CRUISYM A/T	2019	1.000	61,500,000	61,500,000
12559	701578 00003	SEPEDA MOTOR	SYM	CRUISYM A/T	2018	1.000	58,500,000	58,500,000
12560	701578 00018	SEPEDA MOTOR	SYM	ENJOY A/T	2011	1.000	6,900,000	6,900,000
12561	701578 00018	SEPEDA MOTOR	SYM	ENJOY A/T	2010	1.000	6,500,000	6,500,000
12562	701578 00018	SEPEDA MOTOR	SYM	ENJOY A/T	2009	1.000	6,100,000	6,100,000
12563	701578 00018	SEPEDA MOTOR	SYM	ENJOY A/T	2008	1.000	5,600,000	5,600,000
12564	701578 00021	SEPEDA MOTOR	SYM	GTS	2016	1.000	44,200,000	44,200,000
12565	701578 00021	SEPEDA MOTOR	SYM	GTS	2015	1.000	42,000,000	42,000,000
12566	701578 00021	SEPEDA MOTOR	SYM	GTS	2014	1.000	40,000,000	40,000,000
12567	701578 00021	SEPEDA MOTOR	SYM	GTS	2013	1.000	38,000,000	38,000,000
12568	701578 00021	SEPEDA MOTOR	SYM	GTS	2012	1.000	36,000,000	36,000,000
12569	701578 00004	SEPEDA MOTOR	SYM	GTS 250I	2019	1.000	52,900,000	52,900,000
12570	701578 00004	SEPEDA MOTOR	SYM	GTS 250I	2018	1.000	50,300,000	50,300,000
12571	701578 00004	SEPEDA MOTOR	SYM	GTS 250I	2017	1.000	47,800,000	47,800,000
12572	701578 00004	SEPEDA MOTOR	SYM	GTS 250I	2016	1.000	45,500,000	45,500,000
12573	701578 00027	SEPEDA MOTOR	SYM	GTS 250i A/T	2015	1.000	47,000,000	47,000,000
12574	701578 00005	SEPEDA MOTOR	SYM	GTS EVO 250I	2019	1.000	36,500,000	36,500,000
12575	701578 00005	SEPEDA MOTOR	SYM	GTS EVO 250I	2018	1.000	34,700,000	34,700,000
12576	701578 00005	SEPEDA MOTOR	SYM	GTS EVO 250I	2017	1.000	33,000,000	33,000,000
12577	701578 00026	SEPEDA MOTOR	SYM	GTS (KOREA)	2012	1.000	44,700,000	44,700,000
12578	701578 00029	SEPEDA MOTOR	SYM	JET14	2019	1.000	14,300,000	14,300,000
12579	701578 00006	SEPEDA MOTOR	SYM	JOYRIDE 200I	2019	1.000	34,100,000	34,100,000
12580	701578 00006	SEPEDA MOTOR	SYM	JOYRIDE 200I	2018	1.000	32,400,000	32,400,000
12581	701578 00022	SEPEDA MOTOR	SYM	JOYRIDE 200i EVO	2015	1.000	27,000,000	27,000,000
12582	701578 00022	SEPEDA MOTOR	SYM	JOYRIDE 200i EVO	2014	1.000	26,900,000	26,900,000
12583	701578 00022	SEPEDA MOTOR	SYM	JOYRIDE 200i EVO	2013	1.000	26,800,000	26,800,000
12584	701578 00022	SEPEDA MOTOR	SYM	JOYRIDE 200i EVO	2012	1.000	26,700,000	26,700,000
12585	701578 00028	SEPEDA MOTOR	SYM	JOYRIDE 200i EVO (KOREA)	2012	1.000	26,700,000	26,700,000
12586	701578 00015	SEPEDA MOTOR	SYM	MAGIC 110	2015	1.000	6,700,000	6,700,000
12587	701578 00015	SEPEDA MOTOR	SYM	MAGIC 110	2014	1.000	6,600,000	6,600,000
12588	701578 00015	SEPEDA MOTOR	SYM	MAGIC 110	2013	1.000	6,500,000	6,500,000
12589	701578 00015	SEPEDA MOTOR	SYM	MAGIC 110	2011	1.000	6,100,000	6,100,000
12590	701578 00015	SEPEDA MOTOR	SYM	MAGIC 110	2010	1.000	5,800,000	5,800,000
12591	701578 00015	SEPEDA MOTOR	SYM	MAGIC 110	2009	1.000	5,500,000	5,500,000
12592	701578 00015	SEPEDA MOTOR	SYM	MAGIC 110	2008	1.000	5,100,000	5,100,000
12593	701578 00015	SEPEDA MOTOR	SYM	MAGIC 110	2007	1.000	5,000,000	5,000,000
12594	701578 00015	SEPEDA MOTOR	SYM	MAGIC 110	2006	1.000	4,800,000	4,800,000
12595	701578 00007	SEPEDA MOTOR	SYM	MAGIC X 110	2019	1.000	5,000,000	5,000,000

NO	KODING	JENIS	MEREK	TIPE	TH BUAT	BOBOT	NJKB	DP PKB
1	2	3	4	5	6	7	8	9
12596	701578 00007	SEPEDA MOTOR	SYM	MAGIC X 110	2018	1.000	4,800,000	4,800,000
12597	701578 00007	SEPEDA MOTOR	SYM	MAGIC X 110	2017	1.000	4,600,000	4,600,000
12598	701578 00008	SEPEDA MOTOR	SYM	MAXSYM 400I	2019	1.000	85,800,000	85,800,000
12599	701578 00008	SEPEDA MOTOR	SYM	MAXSYM 400I	2018	1.000	81,600,000	81,600,000
12600	701578 00009	SEPEDA MOTOR	SYM	MAXSYM 600I	2019	1.000	110,000,000	110,000,000
12601	701578 00009	SEPEDA MOTOR	SYM	MAXSYM 600I	2018	1.000	104,500,000	104,500,000
12602	701578 00023	SEPEDA MOTOR	SYM	MAXSYM A/T	2015	1.000	82,600,000	82,600,000
12603	701578 00023	SEPEDA MOTOR	SYM	MAXSYM A/T	2014	1.000	82,500,000	82,500,000
12604	701578 00023	SEPEDA MOTOR	SYM	MAXSYM A/T	2013	1.000	82,400,000	82,400,000
12605	701578 00010	SEPEDA MOTOR	SYM	NEW SHARK	2019	1.000	7,900,000	7,900,000
12606	701578 00010	SEPEDA MOTOR	SYM	NEW SHARK	2018	1.000	7,600,000	7,600,000
12607	701578 00020	SEPEDA MOTOR	SYM	SHARK	2015	1.000	7,600,000	7,600,000
12608	701578 00020	SEPEDA MOTOR	SYM	SHARK	2014	1.000	7,500,000	7,500,000
12609	701578 00020	SEPEDA MOTOR	SYM	SHARK	2013	1.000	7,400,000	7,400,000
12610	701578 00020	SEPEDA MOTOR	SYM	SHARK	2011	1.000	6,900,000	6,900,000
12611	701578 00011	SEPEDA MOTOR	SYM	SHARK 125	2019	1.000	7,000,000	7,000,000
12612	701578 00011	SEPEDA MOTOR	SYM	SHARK 125	2018	1.000	6,700,000	6,700,000
12613	701578 00011	SEPEDA MOTOR	SYM	SHARK 125	2017	1.000	6,400,000	6,400,000
12614	701578 00011	SEPEDA MOTOR	SYM	SHARK 125	2016	1.000	6,100,000	6,100,000
12615	701578 00012	SEPEDA MOTOR	SYM	SM SPORT 150	2018	1.000	10,100,000	10,100,000
12616	701578 00012	SEPEDA MOTOR	SYM	SM SPORT 150	2017	1.000	9,900,000	9,900,000
12617	701578 00012	SEPEDA MOTOR	SYM	SM SPORT 150	2016	1.000	9,800,000	9,800,000
12618	701578 00016	SEPEDA MOTOR	SYM	SPHINX	2015	1.000	6,300,000	6,300,000
12619	701578 00016	SEPEDA MOTOR	SYM	SPHINX	2014	1.000	6,200,000	6,200,000
12620	701578 00016	SEPEDA MOTOR	SYM	SPHINX	2013	1.000	6,100,000	6,100,000
12621	701578 00016	SEPEDA MOTOR	SYM	SPHINX	2011	1.000	5,700,000	5,700,000
12622	701578 00016	SEPEDA MOTOR	SYM	SPHINX	2010	1.000	5,400,000	5,400,000
12623	701578 00016	SEPEDA MOTOR	SYM	SPHINX	2009	1.000	5,100,000	5,100,000
12624	701578 00016	SEPEDA MOTOR	SYM	SPHINX	2008	1.000	4,700,000	4,700,000
12625	701578 00016	SEPEDA MOTOR	SYM	SPHINX	2007	1.000	4,600,000	4,600,000
12626	701578 00013	SEPEDA MOTOR	SYM	SPHINX 125	2019	1.000	5,600,000	5,600,000
12627	701578 00013	SEPEDA MOTOR	SYM	SPHINX 125	2018	1.000	5,400,000	5,400,000
12628	701578 00013	SEPEDA MOTOR	SYM	SPHINX 125	2017	1.000	5,200,000	5,200,000
12629	701578 00024	SEPEDA MOTOR	SYM	WOLF M/T	2015	1.000	35,500,000	35,500,000
12630	701578 00024	SEPEDA MOTOR	SYM	WOLF M/T	2014	1.000	35,400,000	35,400,000
12631	701578 00024	SEPEDA MOTOR	SYM	WOLF M/T	2013	1.000	35,300,000	35,300,000
12632	701578 00017	SEPEDA MOTOR	SYM	X` PRO 125	2011	1.000	6,900,000	6,900,000
12633	701578 00017	SEPEDA MOTOR	SYM	X` PRO 125	2010	1.000	6,500,000	6,500,000
12634	701578 00017	SEPEDA MOTOR	SYM	X` PRO 125	2009	1.000	6,100,000	6,100,000
12635	701578 00017	SEPEDA MOTOR	SYM	X` PRO 125	2008	1.000	5,600,000	5,600,000
12636	701578 00017	SEPEDA MOTOR	SYM	X` PRO 125	2007	1.000	5,300,000	5,300,000
12637	701580 00001	SEPEDA MOTOR	TMA	NEVA X	2006	1.000	4,500,000	4,500,000
12638	701580 00002	SEPEDA MOTOR	TMA	STARADA X	2006	1.000	4,500,000	4,500,000
12639	701592 00001	SEPEDA MOTOR	HUSQAVARNA	HUSKY BOY J	2006	1.000	39,900,000	39,900,000
12640	701592 00001	SEPEDA MOTOR	HUSQAVARNA	HUSKY BOY J	2005	1.000	37,000,000	37,000,000
12641	701592 00001	SEPEDA MOTOR	HUSQAVARNA	HUSKY BOY J	2004	1.000	35,000,000	35,000,000
12642	701592 00002	SEPEDA MOTOR	HUSQAVARNA	SM 125 S	2011	1.000	69,900,000	69,900,000
12643	701592 00002	SEPEDA MOTOR	HUSQAVARNA	SM 125 S	2006	1.000	42,400,000	42,400,000
12644	701592 00002	SEPEDA MOTOR	HUSQAVARNA	SM 125 S	2005	1.000	39,000,000	39,000,000
12645	701592 00002	SEPEDA MOTOR	HUSQAVARNA	SM 125 S	2004	1.000	34,000,000	34,000,000
12646	701592 00003	SEPEDA MOTOR	HUSQAVARNA	SM 610 R	2011	1.000	215,900,000	215,900,000
12647	701592 00003	SEPEDA MOTOR	HUSQAVARNA	SM 610 R	2006	1.000	94,900,000	94,900,000
12648	701592 00003	SEPEDA MOTOR	HUSQAVARNA	SM 610 R	2005	1.000	92,000,000	92,000,000
12649	701592 00003	SEPEDA MOTOR	HUSQAVARNA	SM 610 R	2004	1.000	91,000,000	91,000,000
12650	701592 00003	SEPEDA MOTOR	HUSQAVARNA	SM 610 R	2003	1.000	90,000,000	90,000,000
12651	701592 00003	SEPEDA MOTOR	HUSQAVARNA	SM 610 R	2002	1.000	87,800,000	87,800,000
12652	701592 00003	SEPEDA MOTOR	HUSQAVARNA	SM 610 R	2001	1.000	85,500,000	85,500,000
12653	701592 00006	SEPEDA MOTOR	HUSQAVARNA	TE 125 M/T	2011	1.000	46,300,000	46,300,000
12654	701592 00005	SEPEDA MOTOR	HUSQAVARNA	TE 250	2012	1.000	137,300,000	137,300,000
12655	701592 00005	SEPEDA MOTOR	HUSQAVARNA	TE 250	2011	1.000	130,800,000	130,800,000
12656	701592 00005	SEPEDA MOTOR	HUSQAVARNA	TE 250	2010	1.000	124,600,000	124,600,000
12657	701592 00005	SEPEDA MOTOR	HUSQAVARNA	TE 250	2009	1.000	118,700,000	118,700,000
12658	701592 00005	SEPEDA MOTOR	HUSQAVARNA	TE 250	2008	1.000	113,000,000	113,000,000
12659	701592 00004	SEPEDA MOTOR	HUSQAVARNA	WRE 125	2011	1.000	68,300,000	68,300,000
12660	701592 00004	SEPEDA MOTOR	HUSQAVARNA	WRE 125	2006	1.000	40,400,000	40,400,000
12661	701592 00004	SEPEDA MOTOR	HUSQAVARNA	WRE 125	2005	1.000	39,000,000	39,000,000
12662	701592 00004	SEPEDA MOTOR	HUSQAVARNA	WRE 125	2004	1.000	38,500,000	38,500,000
12663	701592 00004	SEPEDA MOTOR	HUSQAVARNA	WRE 125	2003	1.000	36,000,000	36,000,000
12664	701592 00004	SEPEDA MOTOR	HUSQAVARNA	WRE 125	2002	1.000	35,100,000	35,100,000
12665	701592 00004	SEPEDA MOTOR	HUSQAVARNA	WRE 125	2001	1.000	34,200,000	34,200,000
12666	701596 00002	SEPEDA MOTOR	DUTA	NS 100-1	2011	1.000	5,700,000	5,700,000
12667	701596 00002	SEPEDA MOTOR	DUTA	NS 100-1	2010	1.000	5,400,000	5,400,000
12668	701596 00002	SEPEDA MOTOR	DUTA	NS 100-1	2009	1.000	5,100,000	5,100,000
12669	701596 00002	SEPEDA MOTOR	DUTA	NS 100-1	2008	1.000	4,700,000	4,700,000
12670	701596 00002	SEPEDA MOTOR	DUTA	NS 100-1	2007	1.000	4,500,000	4,500,000
12671	701596 00001	SEPEDA MOTOR	DUTA	NS 70-1	2011	1.000	3,600,000	3,600,000
12672	701596 00001	SEPEDA MOTOR	DUTA	NS 70-1	2010	1.000	3,500,000	3,500,000
12673	701596 00001	SEPEDA MOTOR	DUTA	NS 70-1	2009	1.000	3,400,000	3,400,000
12674	701596 00001	SEPEDA MOTOR	DUTA	NS 70-1	2008	1.000	3,200,000	3,200,000
12675	701596 00001	SEPEDA MOTOR	DUTA	NS 70-1	2007	1.000	3,100,000	3,100,000
12676	701597 00001	SEPEDA MOTOR	EMOTO	DM005 SPIRIT	2011	1.000	3,600,000	3,600,000
12677	701597 00001	SEPEDA MOTOR	EMOTO	DM005 SPIRIT	2010	1.000	3,500,000	3,500,000
12678	701597 00001	SEPEDA MOTOR	EMOTO	DM005 SPIRIT	2009	1.000	3,400,000	3,400,000
12679	701597 00001	SEPEDA MOTOR	EMOTO	DM005 SPIRIT	2008	1.000	3,200,000	3,200,000
12680	701597 00001	SEPEDA MOTOR	EMOTO	DM005 SPIRIT	2007	1.000	3,100,000	3,100,000
12681	701597 00002	SEPEDA MOTOR	EMOTO	DM006 VIP	2011	1.000	3,600,000	3,600,000
12682	701597 00002	SEPEDA MOTOR	EMOTO	DM006 VIP	2010	1.000	3,500,000	3,500,000
12683	701597 00002	SEPEDA MOTOR	EMOTO	DM006 VIP	2009	1.000	3,400,000	3,400,000
12684	701597 00002	SEPEDA MOTOR	EMOTO	DM006 VIP	2008	1.000	3,200,000	3,200,000
12685	701597 00002	SEPEDA MOTOR	EMOTO	DM006 VIP	2007	1.000	3,100,000	3,100,000

NO	KODING	JENIS	MEREK	TIPE	TH BUAT	BOBOT	NJKB	DP PKB
1	2	3	4	5	6	7	8	9
12686	701597 00003	SEPEDA MOTOR	EMOTO	DM010 RENZA	2011	1.000	4,300,000	4,300,000
12687	701597 00003	SEPEDA MOTOR	EMOTO	DM010 RENZA	2010	1.000	4,200,000	4,200,000
12688	701597 00003	SEPEDA MOTOR	EMOTO	DM010 RENZA	2009	1.000	4,100,000	4,100,000
12689	701597 00003	SEPEDA MOTOR	EMOTO	DM010 RENZA	2008	1.000	4,000,000	4,000,000
12690	701597 00003	SEPEDA MOTOR	EMOTO	DM010 RENZA	2007	1.000	3,900,000	3,900,000
12691	701597 00004	SEPEDA MOTOR	EMOTO	TDR022Z SONIA	2011	1.000	3,600,000	3,600,000
12692	701597 00004	SEPEDA MOTOR	EMOTO	TDR022Z SONIA	2010	1.000	3,500,000	3,500,000
12693	701597 00004	SEPEDA MOTOR	EMOTO	TDR022Z SONIA	2009	1.000	3,400,000	3,400,000
12694	701597 00004	SEPEDA MOTOR	EMOTO	TDR022Z SONIA	2008	1.000	3,200,000	3,200,000
12695	701597 00004	SEPEDA MOTOR	EMOTO	TDR022Z SONIA	2007	1.000	3,100,000	3,100,000
12696	701597 00005	SEPEDA MOTOR	EMOTO	TITAN	2011	1.000	4,500,000	4,500,000
12697	701597 00005	SEPEDA MOTOR	EMOTO	TITAN	2010	1.000	4,400,000	4,400,000
12698	701597 00005	SEPEDA MOTOR	EMOTO	TITAN	2009	1.000	4,300,000	4,300,000
12699	701597 00005	SEPEDA MOTOR	EMOTO	TITAN	2008	1.000	4,100,000	4,100,000
12700	701597 00006	SEPEDA MOTOR	EMOTO	XENOS	2011	1.000	4,500,000	4,500,000
12701	701597 00006	SEPEDA MOTOR	EMOTO	XENOS	2010	1.000	4,400,000	4,400,000
12702	701597 00006	SEPEDA MOTOR	EMOTO	XENOS	2009	1.000	4,300,000	4,300,000
12703	701597 00006	SEPEDA MOTOR	EMOTO	XENOS	2008	1.000	4,100,000	4,100,000
12704	701598 00001	SEPEDA MOTOR	WAW	WX-90	2011	1.000	4,500,000	4,500,000
12705	701598 00001	SEPEDA MOTOR	WAW	WX-90	2010	1.000	4,400,000	4,400,000
12706	701598 00001	SEPEDA MOTOR	WAW	WX-90	2009	1.000	4,300,000	4,300,000
12707	701598 00001	SEPEDA MOTOR	WAW	WX-90	2008	1.000	4,100,000	4,100,000
12708	701598 00001	SEPEDA MOTOR	WAW	WX-90	2007	1.000	4,000,000	4,000,000
12709	701599 00005	SEPEDA MOTOR	MINERVA	MX 100 2B	2011	1.000	6,800,000	6,800,000
12710	701599 00005	SEPEDA MOTOR	MINERVA	MX 100 2B	2010	1.000	6,500,000	6,500,000
12711	701599 00005	SEPEDA MOTOR	MINERVA	MX 100 2B	2009	1.000	6,100,000	6,100,000
12712	701599 00005	SEPEDA MOTOR	MINERVA	MX 100 2B	2008	1.000	5,800,000	5,800,000
12713	701599 00002	SEPEDA MOTOR	MINERVA	MX125-4 SACHS	2010	1.000	6,500,000	6,500,000
12714	701599 00002	SEPEDA MOTOR	MINERVA	MX125-4 SACHS	2009	1.000	6,100,000	6,100,000
12715	701599 00002	SEPEDA MOTOR	MINERVA	MX125-4 SACHS	2008	1.000	5,600,000	5,600,000
12716	701599 00001	SEPEDA MOTOR	MINERVA	MX 150	2012	1.000	8,300,000	8,300,000
12717	701599 00001	SEPEDA MOTOR	MINERVA	MX 150	2011	1.000	8,000,000	8,000,000
12718	701599 00001	SEPEDA MOTOR	MINERVA	MX 150	2010	1.000	7,400,000	7,400,000
12719	701599 00001	SEPEDA MOTOR	MINERVA	MX 150	2009	1.000	6,900,000	6,900,000
12720	701599 00001	SEPEDA MOTOR	MINERVA	MX 150	2008	1.000	6,300,000	6,300,000
12721	701599 00001	SEPEDA MOTOR	MINERVA	MX 150	2007	1.000	6,200,000	6,200,000
12722	701599 00006	SEPEDA MOTOR	MINERVA	MX 150 SPORT	2012	1.000	8,300,000	8,300,000
12723	701599 00006	SEPEDA MOTOR	MINERVA	MX 150 SPORT	2011	1.000	7,900,000	7,900,000
12724	701599 00008	SEPEDA MOTOR	MINERVA	MX170 SACHS A/T	2012	1.000	14,500,000	14,500,000
12725	701599 00008	SEPEDA MOTOR	MINERVA	MX170 SACHS A/T	2011	1.000	13,800,000	13,800,000
12726	701599 00003	SEPEDA MOTOR	MINERVA	MX 200	2010	1.000	8,900,000	8,900,000
12727	701599 00003	SEPEDA MOTOR	MINERVA	MX 200	2009	1.000	8,400,000	8,400,000
12728	701599 00003	SEPEDA MOTOR	MINERVA	MX 200	2008	1.000	7,800,000	7,800,000
12729	701599 00004	SEPEDA MOTOR	MINERVA	MX 250 SACHS M/T	2012	1.000	24,300,000	24,300,000
12730	701599 00004	SEPEDA MOTOR	MINERVA	MX 250 SACHS M/T	2011	1.000	22,800,000	22,800,000
12731	701599 00004	SEPEDA MOTOR	MINERVA	MX 250 SACHS M/T	2010	1.000	21,900,000	21,900,000
12732	701599 00004	SEPEDA MOTOR	MINERVA	MX 250 SACHS M/T	2009	1.000	20,800,000	20,800,000
12733	701599 00007	SEPEDA MOTOR	MINERVA	MX 86	2009	1.000	4,300,000	4,300,000
12734	701599 00007	SEPEDA MOTOR	MINERVA	MX 86	2008	1.000	4,100,000	4,100,000
12735	701599 00007	SEPEDA MOTOR	MINERVA	MX 86	2007	1.000	3,900,000	3,900,000
12736	701622 00042	SEPEDA MOTOR	TVS	APACHE 180 M/T	2019	1.000	15,400,000	15,400,000
12737	701622 00021	SEPEDA MOTOR	TVS	APACHE 200 FI	2016	1.000	16,800,000	16,800,000
12738	701622 00008	SEPEDA MOTOR	TVS	APACHE RTR 160	2013	1.000	10,000,000	10,000,000
12739	701622 00008	SEPEDA MOTOR	TVS	APACHE RTR 160	2012	1.000	9,500,000	9,500,000
12740	701622 00008	SEPEDA MOTOR	TVS	APACHE RTR 160	2011	1.000	9,000,000	9,000,000
12741	701622 00008	SEPEDA MOTOR	TVS	APACHE RTR 160	2010	1.000	8,600,000	8,600,000
12742	701622 00008	SEPEDA MOTOR	TVS	APACHE RTR 160	2009	1.000	8,100,000	8,100,000
12743	701622 00008	SEPEDA MOTOR	TVS	APACHE RTR 160	2008	1.000	7,700,000	7,700,000
12744	701622 00008	SEPEDA MOTOR	TVS	APACHE RTR 160	2007	1.000	7,300,000	7,300,000
12745	701622 00020	SEPEDA MOTOR	TVS	APACHE RTR 160 RDRG M/T	2012	1.000	13,300,000	13,300,000
12746	701622 00020	SEPEDA MOTOR	TVS	APACHE RTR 160 RDRG M/T	2011	1.000	12,000,000	12,000,000
12747	701622 00020	SEPEDA MOTOR	TVS	APACHE RTR 160 RDRG M/T	2010	1.000	11,600,000	11,600,000
12748	701622 00012	SEPEDA MOTOR	TVS	APACHE RTR 160 REAR DISC BRAKE M/T	2012	1.000	13,700,000	13,700,000
12749	701622 00012	SEPEDA MOTOR	TVS	APACHE RTR 160 REAR DISC BRAKE M/T	2011	1.000	12,700,000	12,700,000
12750	701622 00012	SEPEDA MOTOR	TVS	APACHE RTR 160 REAR DISC BRAKE M/T	2010	1.000	11,600,000	11,600,000
12751	701622 00012	SEPEDA MOTOR	TVS	APACHE RTR 160 REAR DISC BRAKE M/T	2009	1.000	11,000,000	11,000,000
12752	701622 00014	SEPEDA MOTOR	TVS	APACHE RTR 180 M/T	2016	1.000	15,900,000	15,900,000
12753	701622 00014	SEPEDA MOTOR	TVS	APACHE RTR 180 M/T	2015	1.000	15,400,000	15,400,000
12754	701622 00014	SEPEDA MOTOR	TVS	APACHE RTR 180 M/T	2014	1.000	14,600,000	14,600,000
12755	701622 00014	SEPEDA MOTOR	TVS	APACHE RTR 180 M/T	2013	1.000	13,900,000	13,900,000
12756	701622 00014	SEPEDA MOTOR	TVS	APACHE RTR 180 M/T	2012	1.000	13,200,000	13,200,000
12757	701622 00013	SEPEDA MOTOR	TVS	APACHE RTR F1 160 M/T	2011	1.000	12,700,000	12,700,000
12758	701622 00013	SEPEDA MOTOR	TVS	APACHE RTR F1 160 M/T	2010	1.000	11,600,000	11,600,000
12759	701622 00013	SEPEDA MOTOR	TVS	APACHE RTR F1 160 M/T	2009	1.000	11,000,000	11,000,000
12760	701622 00043	SEPEDA MOTOR	TVS	DAZZ PRIME E3 U221 A/T	2019	1.000	10,000,000	10,000,000
12761	701622 00044	SEPEDA MOTOR	TVS	DAZZ PRIME U221 FI A/T	2019	1.000	10,600,000	10,600,000
12762	701622 00002	SEPEDA MOTOR	TVS	MAX4R U295 M/T	2019	1.000	11,000,000	11,000,000
12763	701622 00002	SEPEDA MOTOR	TVS	MAX4R U295 M/T	2018	1.000	10,500,000	10,500,000
12764	701622 00045	SEPEDA MOTOR	TVS	MAX R125 DISC M/T	2019	1.000	10,600,000	10,600,000
12765	701622 00019	SEPEDA MOTOR	TVS	N 100 A/T	2019	1.000	10,000,000	10,000,000
12766	701622 00019	SEPEDA MOTOR	TVS	N 100 A/T	2017	1.000	9,000,000	9,000,000
12767	701622 00019	SEPEDA MOTOR	TVS	N 100 A/T	2016	1.000	8,600,000	8,600,000
12768	701622 00019	SEPEDA MOTOR	TVS	N 100 A/T	2015	1.000	8,200,000	8,200,000
12769	701622 00019	SEPEDA MOTOR	TVS	N 100 A/T	2014	1.000	7,800,000	7,800,000
12770	701622 00019	SEPEDA MOTOR	TVS	N 100 A/T	2013	1.000	7,500,000	7,500,000
12771	701622 00015	SEPEDA MOTOR	TVS	N 101 BASIC	2011	1.000	8,400,000	8,400,000
12772	701622 00015	SEPEDA MOTOR	TVS	N 101 BASIC	2010	1.000	7,100,000	7,100,000
12773	701622 00015	SEPEDA MOTOR	TVS	N 101 BASIC	2009	1.000	6,800,000	6,800,000
12774	701622 00027	SEPEDA MOTOR	TVS	N101 M/T	2019	1.000	12,400,000	12,400,000
12775	701622 00027	SEPEDA MOTOR	TVS	N101 M/T	2018	1.000	11,800,000	11,800,000

NO	KODING	JENIS	MEREK	TIPE	TH BUAT	BOBOT	NJKB	DP PKB
1	2	3	4	5	6	7	8	9
12776	701622 00016	SEPEDA MOTOR	TVS	N 101 ROCK Z PLUS	2016	1.000	10,200,000	10,200,000
12777	701622 00016	SEPEDA MOTOR	TVS	N 101 ROCK Z PLUS	2015	1.000	9,700,000	9,700,000
12778	701622 00016	SEPEDA MOTOR	TVS	N 101 ROCK Z PLUS	2014	1.000	9,200,000	9,200,000
12779	701622 00016	SEPEDA MOTOR	TVS	N 101 ROCK Z PLUS	2013	1.000	8,800,000	8,800,000
12780	701622 00016	SEPEDA MOTOR	TVS	N 101 ROCK Z PLUS	2012	1.000	8,400,000	8,400,000
12781	701622 00016	SEPEDA MOTOR	TVS	N 101 ROCK Z PLUS	2011	1.000	8,000,000	8,000,000
12782	701622 00016	SEPEDA MOTOR	TVS	N 101 ROCK Z PLUS	2010	1.000	7,600,000	7,600,000
12783	701622 00016	SEPEDA MOTOR	TVS	N 101 ROCK Z PLUS	2009	1.000	7,200,000	7,200,000
12784	701622 00018	SEPEDA MOTOR	TVS	N 27	2016	1.000	8,600,000	8,600,000
12785	701622 00018	SEPEDA MOTOR	TVS	N 27	2015	1.000	8,300,000	8,300,000
12786	701622 00018	SEPEDA MOTOR	TVS	N 27	2014	1.000	8,100,000	8,100,000
12787	701622 00018	SEPEDA MOTOR	TVS	N 27	2013	1.000	7,900,000	7,900,000
12788	701622 00018	SEPEDA MOTOR	TVS	N 27	2012	1.000	7,700,000	7,700,000
12789	701622 00018	SEPEDA MOTOR	TVS	N 27	2011	1.000	7,300,000	7,300,000
12790	701622 00046	SEPEDA MOTOR	TVS	N27 M/T	2019	1.000	11,000,000	11,000,000
12791	701622 00007	SEPEDA MOTOR	TVS	N 27 NEO 110	2011	1.000	7,200,000	7,200,000
12792	701622 00007	SEPEDA MOTOR	TVS	N 27 NEO 110	2010	1.000	6,900,000	6,900,000
12793	701622 00007	SEPEDA MOTOR	TVS	N 27 NEO 110	2009	1.000	6,600,000	6,600,000
12794	701622 00007	SEPEDA MOTOR	TVS	N 27 NEO 110	2008	1.000	6,200,000	6,200,000
12795	701622 00007	SEPEDA MOTOR	TVS	N 27 NEO 110	2007	1.000	5,900,000	5,900,000
12796	701622 00010	SEPEDA MOTOR	TVS	N 27 NEO 110D	2012	1.000	7,400,000	7,400,000
12797	701622 00010	SEPEDA MOTOR	TVS	N 27 NEO 110D	2011	1.000	7,200,000	7,200,000
12798	701622 00010	SEPEDA MOTOR	TVS	N 27 NEO 110D	2010	1.000	7,000,000	7,000,000
12799	701622 00010	SEPEDA MOTOR	TVS	N 27 NEO 110D	2009	1.000	6,700,000	6,700,000
12800	701622 00010	SEPEDA MOTOR	TVS	N 27 NEO 110D	2008	1.000	6,300,000	6,300,000
12801	701622 00010	SEPEDA MOTOR	TVS	N 27 NEO 110D	2007	1.000	6,100,000	6,100,000
12802	701622 00011	SEPEDA MOTOR	TVS	N 27 NEO 110D PLUS	2010	1.000	7,200,000	7,200,000
12803	701622 00011	SEPEDA MOTOR	TVS	N 27 NEO 110D PLUS	2009	1.000	6,900,000	6,900,000
12804	701622 00011	SEPEDA MOTOR	TVS	N 27 NEO 110D PLUS	2008	1.000	6,500,000	6,500,000
12805	701622 00011	SEPEDA MOTOR	TVS	N 27 NEO 110D PLUS	2007	1.000	6,300,000	6,300,000
12806	701622 00009	SEPEDA MOTOR	TVS	N 27 NEO 110 XI	2010	1.000	7,500,000	7,500,000
12807	701622 00009	SEPEDA MOTOR	TVS	N 27 NEO 110 XI	2009	1.000	7,100,000	7,100,000
12808	701622 00009	SEPEDA MOTOR	TVS	N 27 NEO 110 XI	2008	1.000	6,700,000	6,700,000
12809	701622 00009	SEPEDA MOTOR	TVS	N 27 NEO 110 XI	2007	1.000	6,500,000	6,500,000
12810	701622 00017	SEPEDA MOTOR	TVS	N 27 TROMOL	2012	1.000	7,700,000	7,700,000
12811	701622 00047	SEPEDA MOTOR	TVS	N27 TROMOL M/T	2019	1.000	11,000,000	11,000,000
12812	701622 00024	SEPEDA MOTOR	TVS	N54 DD M/T	2012	1.000	11,400,000	11,400,000
12813	701622 00024	SEPEDA MOTOR	TVS	N54 DD M/T	2011	1.000	10,800,000	10,800,000
12814	701622 00003	SEPEDA MOTOR	TVS	ROCKZ FI U313 M/T	2019	1.000	12,400,000	12,400,000
12815	701622 00003	SEPEDA MOTOR	TVS	ROCKZ FI U313 M/T	2018	1.000	11,800,000	11,800,000
12816	701622 00025	SEPEDA MOTOR	TVS	TORMAX 150	2011	1.000	11,800,000	11,800,000
12817	701622 00004	SEPEDA MOTOR	TVS	TVS INDIA TVS NEO X 31 BASIC	2011	1.000	9,000,000	9,000,000
12818	701622 00026	SEPEDA MOTOR	TVS	TVS U221 AT	2016	1.000	8,200,000	8,200,000
12819	701622 00026	SEPEDA MOTOR	TVS	TVS U221 AT	2015	1.000	7,800,000	7,800,000
12820	701622 00005	SEPEDA MOTOR	TVS	TVS U223 MPM	2016	1.000	10,000,000	10,000,000
12821	701622 00005	SEPEDA MOTOR	TVS	TVS U223 MPM	2015	1.000	9,800,000	9,800,000
12822	701622 00005	SEPEDA MOTOR	TVS	TVS U223 MPM	2014	1.000	9,600,000	9,600,000
12823	701622 00048	SEPEDA MOTOR	TVS	U135 M/T	2019	1.000	13,700,000	13,700,000
12824	701622 00023	SEPEDA MOTOR	TVS	U221 AT	2019	1.000	10,600,000	10,600,000
12825	701622 00023	SEPEDA MOTOR	TVS	U221 AT	2018	1.000	10,100,000	10,100,000
12826	701622 00023	SEPEDA MOTOR	TVS	U221 AT	2017	1.000	9,600,000	9,600,000
12827	701622 00022	SEPEDA MOTOR	TVS	U223 DISC M/T	2015	1.000	9,800,000	9,800,000
12828	701622 00049	SEPEDA MOTOR	TVS	U223 E3 MPM M/T	2019	1.000	11,000,000	11,000,000
12829	701622 00050	SEPEDA MOTOR	TVS	U265 FI DISC M/T	2019	1.000	19,200,000	19,200,000
12830	701622 00051	SEPEDA MOTOR	TVS	U310 A/T	2019	1.000	12,200,000	12,200,000
12831	701622 00052	SEPEDA MOTOR	TVS	U337 A/T	2019	1.000	11,600,000	11,600,000
12832	701622 00053	SEPEDA MOTOR	TVS	U385 M/T	2019	1.000	12,100,000	12,100,000
12833	701622 00006	SEPEDA MOTOR	TVS	U69 M/T	2019	1.000	38,200,000	38,200,000
12834	701622 00006	SEPEDA MOTOR	TVS	U69 M/T	2018	1.000	36,300,000	36,300,000
12835	701622 00054	SEPEDA MOTOR	TVS	XL 100 U342 A/T	2019	1.000	6,200,000	6,200,000
12836	701632 00001	SEPEDA MOTOR	MAK	HB 100-1	2011	1.000	5,700,000	5,700,000
12837	701632 00001	SEPEDA MOTOR	MAK	HB 100-1	2010	1.000	5,400,000	5,400,000
12838	701632 00001	SEPEDA MOTOR	MAK	HB 100-1	2009	1.000	5,100,000	5,100,000
12839	701632 00002	SEPEDA MOTOR	MAK	VIPROS X100-2	2011	1.000	5,700,000	5,700,000
12840	701632 00002	SEPEDA MOTOR	MAK	VIPROS X100-2	2010	1.000	5,400,000	5,400,000
12841	701632 00002	SEPEDA MOTOR	MAK	VIPROS X100-2	2009	1.000	5,100,000	5,100,000
12842	701632 00003	SEPEDA MOTOR	MAK	VIPROS X125-1	2011	1.000	6,900,000	6,900,000
12843	701632 00003	SEPEDA MOTOR	MAK	VIPROS X125-1	2010	1.000	6,500,000	6,500,000
12844	701632 00003	SEPEDA MOTOR	MAK	VIPROS X125-1	2009	1.000	6,100,000	6,100,000
12845	701632 00004	SEPEDA MOTOR	MAK	VIPROS X PSE 100-2	2011	1.000	5,800,000	5,800,000
12846	701632 00005	SEPEDA MOTOR	MAK	VIPROS X RPE 125-1	2011	1.000	7,000,000	7,000,000
12847	701635 00001	SEPEDA MOTOR	GILERA	FUOCO 500	2011	1.000	223,300,000	223,300,000
12848	701635 00001	SEPEDA MOTOR	GILERA	FUOCO 500	2010	1.000	218,800,000	218,800,000
12849	701635 00001	SEPEDA MOTOR	GILERA	FUOCO 500	2009	1.000	214,400,000	214,400,000
12850	701635 00002	SEPEDA MOTOR	GILERA	NEXUS 500	2011	1.000	166,800,000	166,800,000
12851	701635 00002	SEPEDA MOTOR	GILERA	NEXUS 500	2010	1.000	163,500,000	163,500,000
12852	701635 00002	SEPEDA MOTOR	GILERA	NEXUS 500	2009	1.000	160,200,000	160,200,000
12853	701635 00003	SEPEDA MOTOR	GILERA	RUNNER 200	2010	1.000	59,400,000	59,400,000
12854	701635 00003	SEPEDA MOTOR	GILERA	RUNNER 200	2009	1.000	56,400,000	56,400,000
12855	701642 00001	SEPEDA MOTOR	ADIVA	AD 200	2011	1.000	52,000,000	52,000,000
12856	701642 00002	SEPEDA MOTOR	ADIVA	AR 200	2011	1.000	50,000,000	50,000,000
12857	701646 00001	SEPEDA MOTOR	LML	STAR DELUXE 150 4S	2012	1.000	14,300,000	14,300,000
12858	701646 00001	SEPEDA MOTOR	LML	STAR DELUXE 150 4S	2011	1.000	14,000,000	14,000,000
12859	701648 00001	SEPEDA MOTOR	M-BIZ	SP 150	2015	1.000	8,600,000	8,600,000
12860	701648 00001	SEPEDA MOTOR	M-BIZ	SP 150	2014	1.000	8,500,000	8,500,000
12861	701648 00001	SEPEDA MOTOR	M-BIZ	SP 150	2013	1.000	8,400,000	8,400,000
12862	701648 00001	SEPEDA MOTOR	M-BIZ	SP 150	2012	1.000	8,200,000	8,200,000
12863	701648 00002	SEPEDA MOTOR	M-BIZ	SV 90	2015	1.000	5,100,000	5,100,000
12864	701648 00002	SEPEDA MOTOR	M-BIZ	SV 90	2014	1.000	5,000,000	5,000,000
12865	701648 00002	SEPEDA MOTOR	M-BIZ	SV 90	2013	1.000	4,900,000	4,900,000

NO	KODING	JENIS	MEREK	TIPE	TH BUAT	BOBOT	NJKB	DP PKB
1	2	3	4	5	6	7	8	9
12866	701648 00002	SEPEDA MOTOR	M-BIZ	SV 90	2012	1.000	4,800,000	4,800,000
12867	701649 00007	SEPEDA MOTOR	GAZGAS	DEFENDER	2015	1.000	8,600,000	8,600,000
12868	701649 00007	SEPEDA MOTOR	GAZGAS	DEFENDER	2014	1.000	8,500,000	8,500,000
12869	701649 00001	SEPEDA MOTOR	GAZGAS	GAZELO	2018	1.000	8,200,000	8,200,000
12870	701649 00001	SEPEDA MOTOR	GAZGAS	GAZELO	2015	1.000	7,600,000	7,600,000
12871	701649 00001	SEPEDA MOTOR	GAZGAS	GAZELO	2014	1.000	7,500,000	7,500,000
12872	701649 00002	SEPEDA MOTOR	GAZGAS	GE250	2018	1.000	19,500,000	19,500,000
12873	701649 00002	SEPEDA MOTOR	GAZGAS	GE250	2015	1.000	18,600,000	18,600,000
12874	701649 00002	SEPEDA MOTOR	GAZGAS	GE250	2014	1.000	18,300,000	18,300,000
12875	701649 00002	SEPEDA MOTOR	GAZGAS	GE250	2013	1.000	18,000,000	18,000,000
12876	701649 00002	SEPEDA MOTOR	GAZGAS	GE250	2012	1.000	17,700,000	17,700,000
12877	701649 00003	SEPEDA MOTOR	GAZGAS	HUMMER	2018	1.000	12,500,000	12,500,000
12878	701649 00003	SEPEDA MOTOR	GAZGAS	HUMMER	2015	1.000	12,000,000	12,000,000
12879	701649 00003	SEPEDA MOTOR	GAZGAS	HUMMER	2014	1.000	11,800,000	11,800,000
12880	701649 00003	SEPEDA MOTOR	GAZGAS	HUMMER	2013	1.000	11,600,000	11,600,000
12881	701649 00003	SEPEDA MOTOR	GAZGAS	HUMMER	2012	1.000	11,400,000	11,400,000
12882	701649 00004	SEPEDA MOTOR	GAZGAS	MONKEY	2018	1.000	6,800,000	6,800,000
12883	701649 00004	SEPEDA MOTOR	GAZGAS	MONKEY	2017	1.000	6,500,000	6,500,000
12884	701649 00004	SEPEDA MOTOR	GAZGAS	MONKEY	2015	1.000	6,200,000	6,200,000
12885	701649 00004	SEPEDA MOTOR	GAZGAS	MONKEY	2014	1.000	5,900,000	5,900,000
12886	701649 00004	SEPEDA MOTOR	GAZGAS	MONKEY	2013	1.000	5,700,000	5,700,000
12887	701649 00004	SEPEDA MOTOR	GAZGAS	MONKEY	2012	1.000	5,500,000	5,500,000
12888	701649 00006	SEPEDA MOTOR	GAZGAS	MONKEY BIKE 110	2015	1.000	6,700,000	6,700,000
12889	701649 00006	SEPEDA MOTOR	GAZGAS	MONKEY BIKE 110	2014	1.000	6,600,000	6,600,000
12890	701649 00006	SEPEDA MOTOR	GAZGAS	MONKEY BIKE 110	2013	1.000	6,500,000	6,500,000
12891	701649 00006	SEPEDA MOTOR	GAZGAS	MONKEY BIKE 110	2012	1.000	6,300,000	6,300,000
12892	701649 00005	SEPEDA MOTOR	GAZGAS	RAPTOR	2018	1.000	7,000,000	7,000,000
12893	701649 00005	SEPEDA MOTOR	GAZGAS	RAPTOR	2015	1.000	6,300,000	6,300,000
12894	701649 00005	SEPEDA MOTOR	GAZGAS	RAPTOR	2014	1.000	6,200,000	6,200,000
12895	701649 00005	SEPEDA MOTOR	GAZGAS	RAPTOR	2013	1.000	6,100,000	6,100,000
12896	701649 00005	SEPEDA MOTOR	GAZGAS	RAPTOR	2012	1.000	6,000,000	6,000,000
12897	701650 00003	SEPEDA MOTOR	SOIB	NAKED BIKE 400	2017	1.000	35,100,000	35,100,000
12898	701650 00003	SEPEDA MOTOR	SOIB	NAKED BIKE 400	2016	1.000	34,400,000	34,400,000
12899	701650 00003	SEPEDA MOTOR	SOIB	NAKED BIKE 400	2015	1.000	33,700,000	33,700,000
12900	701650 00003	SEPEDA MOTOR	SOIB	NAKED BIKE 400	2014	1.000	33,000,000	33,000,000
12901	701650 00003	SEPEDA MOTOR	SOIB	NAKED BIKE 400	2013	1.000	32,300,000	32,300,000
12902	701650 00005	SEPEDA MOTOR	SOIB	RACER 125	2019	1.000	8,000,000	8,000,000
12903	701650 00006	SEPEDA MOTOR	SOIB	RACER 250	2019	1.000	10,900,000	10,900,000
12904	701650 00001	SEPEDA MOTOR	SOIB	SUPER SPORT 1000	2015	1.000	53,100,000	53,100,000
12905	701650 00001	SEPEDA MOTOR	SOIB	SUPER SPORT 1000	2014	1.000	53,000,000	53,000,000
12906	701650 00001	SEPEDA MOTOR	SOIB	SUPER SPORT 1000	2013	1.000	52,900,000	52,900,000
12907	701650 00001	SEPEDA MOTOR	SOIB	SUPER SPORT 1000	2012	1.000	52,800,000	52,800,000
12908	701650 00004	SEPEDA MOTOR	SOIB	SUPER SPORT 600	2015	1.000	44,100,000	44,100,000
12909	701650 00002	SEPEDA MOTOR	SOIB	SUPER SPORT 600 M/T	2017	1.000	58,500,000	58,500,000
12910	701650 00002	SEPEDA MOTOR	SOIB	SUPER SPORT 600 M/T	2016	1.000	57,300,000	57,300,000
12911	701650 00002	SEPEDA MOTOR	SOIB	SUPER SPORT 600 M/T	2015	1.000	56,200,000	56,200,000
12912	701650 00002	SEPEDA MOTOR	SOIB	SUPER SPORT 600 M/T	2014	1.000	55,100,000	55,100,000
12913	701650 00002	SEPEDA MOTOR	SOIB	SUPER SPORT 600 M/T	2013	1.000	54,000,000	54,000,000
12914	701650 00002	SEPEDA MOTOR	SOIB	SUPER SPORT 600 M/T	2012	1.000	52,900,000	52,900,000
12915	701652 00035	SEPEDA MOTOR	BENELLI	BB-125	2019	1.000	14,000,000	14,000,000
12916	701652 00001	SEPEDA MOTOR	BENELLI	BB125 M/T	2018	1.000	14,000,000	14,000,000
12917	701652 00001	SEPEDA MOTOR	BENELLI	BB125 M/T	2017	1.000	13,800,000	13,800,000
12918	701652 00001	SEPEDA MOTOR	BENELLI	BB125 M/T	2016	1.000	13,600,000	13,600,000
12919	701652 00001	SEPEDA MOTOR	BENELLI	BB125 M/T	2015	1.000	13,400,000	13,400,000
12920	701652 00036	SEPEDA MOTOR	BENELLI	BC - 125	2019	1.000	14,700,000	14,700,000
12921	701652 00006	SEPEDA MOTOR	BENELLI	BC125 A/T	2018	1.000	14,700,000	14,700,000
12922	701652 00006	SEPEDA MOTOR	BENELLI	BC125 A/T	2017	1.000	14,500,000	14,500,000
12923	701652 00006	SEPEDA MOTOR	BENELLI	BC125 A/T	2016	1.000	14,300,000	14,300,000
12924	701652 00006	SEPEDA MOTOR	BENELLI	BC125 A/T	2015	1.000	14,100,000	14,100,000
12925	701652 00033	SEPEDA MOTOR	BENELLI	BC125P	2015	1.000	8,100,000	8,100,000
12926	701652 00002	SEPEDA MOTOR	BENELLI	BC 125P A/T	2019	1.000	14,800,000	14,800,000
12927	701652 00002	SEPEDA MOTOR	BENELLI	BC 125P A/T	2018	1.000	14,100,000	14,100,000
12928	701652 00002	SEPEDA MOTOR	BENELLI	BC 125P A/T	2017	1.000	13,400,000	13,400,000
12929	701652 00002	SEPEDA MOTOR	BENELLI	BC 125P A/T	2016	1.000	12,800,000	12,800,000
12930	701652 00007	SEPEDA MOTOR	BENELLI	BC150 A/T	2019	1.000	14,000,000	14,000,000
12931	701652 00007	SEPEDA MOTOR	BENELLI	BC150 A/T	2018	1.000	13,300,000	13,300,000
12932	701652 00007	SEPEDA MOTOR	BENELLI	BC150 A/T	2017	1.000	12,700,000	12,700,000
12933	701652 00007	SEPEDA MOTOR	BENELLI	BC150 A/T	2016	1.000	12,100,000	12,100,000
12934	701652 00007	SEPEDA MOTOR	BENELLI	BC150 A/T	2015	1.000	11,500,000	11,500,000
12935	701652 00031	SEPEDA MOTOR	BENELLI	BC150E	2015	1.000	9,000,000	9,000,000
12936	701652 00003	SEPEDA MOTOR	BENELLI	BC 150E A/T	2019	1.000	22,800,000	22,800,000
12937	701652 00003	SEPEDA MOTOR	BENELLI	BC 150E A/T	2018	1.000	21,700,000	21,700,000
12938	701652 00003	SEPEDA MOTOR	BENELLI	BC 150E A/T	2017	1.000	20,700,000	20,700,000
12939	701652 00003	SEPEDA MOTOR	BENELLI	BC 150E A/T	2016	1.000	19,700,000	19,700,000
12940	701652 00032	SEPEDA MOTOR	BENELLI	BC150X	2015	1.000	8,500,000	8,500,000
12941	701652 00004	SEPEDA MOTOR	BENELLI	BC 150X A/T	2019	1.000	18,300,000	18,300,000
12942	701652 00004	SEPEDA MOTOR	BENELLI	BC 150X A/T	2018	1.000	17,400,000	17,400,000
12943	701652 00004	SEPEDA MOTOR	BENELLI	BC 150X A/T	2017	1.000	16,600,000	16,600,000
12944	701652 00004	SEPEDA MOTOR	BENELLI	BC 150X A/T	2016	1.000	15,800,000	15,800,000
12945	701652 00034	SEPEDA MOTOR	BENELLI	BC150Z	2015	1.000	8,500,000	8,500,000
12946	701652 00005	SEPEDA MOTOR	BENELLI	BC 150Z A/T	2019	1.000	13,200,000	13,200,000
12947	701652 00005	SEPEDA MOTOR	BENELLI	BC 150Z A/T	2018	1.000	12,600,000	12,600,000
12948	701652 00005	SEPEDA MOTOR	BENELLI	BC 150Z A/T	2017	1.000	12,000,000	12,000,000
12949	701652 00005	SEPEDA MOTOR	BENELLI	BC 150Z A/T	2016	1.000	11,400,000	11,400,000
12950	701652 00037	SEPEDA MOTOR	BENELLI	BC - 250	2019	1.000	35,600,000	35,600,000
12951	701652 00008	SEPEDA MOTOR	BENELLI	BC250 A/T	2018	1.000	27,900,000	27,900,000
12952	701652 00008	SEPEDA MOTOR	BENELLI	BC250 A/T	2017	1.000	27,400,000	27,400,000
12953	701652 00008	SEPEDA MOTOR	BENELLI	BC250 A/T	2016	1.000	26,900,000	26,900,000
12954	701652 00008	SEPEDA MOTOR	BENELLI	BC250 A/T	2015	1.000	26,400,000	26,400,000
12955	701652 00038	SEPEDA MOTOR	BENELLI	BS 1130	2019	1.000	264,300,000	264,300,000

NO	KODING	JENIS	MEREK	TIPE	TH BUAT	BOBOT	NJKB	DP PKB
1	2	3	4	5	6	7	8	9
12956	701652 00013	SEPEDA MOTOR	BENELLI	BS1130 M/T	2018	1.000	206,200,000	206,200,000
12957	701652 00013	SEPEDA MOTOR	BENELLI	BS1130 M/T	2017	1.000	195,000,000	195,000,000
12958	701652 00013	SEPEDA MOTOR	BENELLI	BS1130 M/T	2016	1.000	191,100,000	191,100,000
12959	701652 00013	SEPEDA MOTOR	BENELLI	BS1130 M/T	2015	1.000	187,300,000	187,300,000
12960	701652 00014	SEPEDA MOTOR	BENELLI	BS135 M/T	2019	1.000	21,200,000	21,200,000
12961	701652 00014	SEPEDA MOTOR	BENELLI	BS135 M/T	2018	1.000	20,200,000	20,200,000
12962	701652 00015	SEPEDA MOTOR	BENELLI	BS 150 M/T	2019	1.000	13,700,000	13,700,000
12963	701652 00015	SEPEDA MOTOR	BENELLI	BS 150 M/T	2018	1.000	13,100,000	13,100,000
12964	701652 00015	SEPEDA MOTOR	BENELLI	BS 150 M/T	2017	1.000	12,500,000	12,500,000
12965	701652 00015	SEPEDA MOTOR	BENELLI	BS 150 M/T	2016	1.000	11,900,000	11,900,000
12966	701652 00015	SEPEDA MOTOR	BENELLI	BS 150 M/T	2015	1.000	11,400,000	11,400,000
12967	701652 00039	SEPEDA MOTOR	BENELLI	BS 150 RB M/T	2019	1.000	13,700,000	13,700,000
12968	701652 00040	SEPEDA MOTOR	BENELLI	BS 200	2019	1.000	16,300,000	16,300,000
12969	701652 00017	SEPEDA MOTOR	BENELLI	BS200 MB M/T	2018	1.000	19,100,000	19,100,000
12970	701652 00017	SEPEDA MOTOR	BENELLI	BS200 MB M/T	2017	1.000	18,800,000	18,800,000
12971	701652 00016	SEPEDA MOTOR	BENELLI	BS 200 M/T	2018	1.000	16,200,000	16,200,000
12972	701652 00016	SEPEDA MOTOR	BENELLI	BS 200 M/T	2017	1.000	15,900,000	15,900,000
12973	701652 00016	SEPEDA MOTOR	BENELLI	BS 200 M/T	2016	1.000	15,600,000	15,600,000
12974	701652 00016	SEPEDA MOTOR	BENELLI	BS 200 M/T	2015	1.000	15,300,000	15,300,000
12975	701652 00012	SEPEDA MOTOR	BENELLI	BS-200RT M/T	2018	1.000	18,600,000	18,600,000
12976	701652 00009	SEPEDA MOTOR	BENELLI	BS 250 GS M/T	2019	1.000	32,700,000	32,700,000
12977	701652 00009	SEPEDA MOTOR	BENELLI	BS 250 GS M/T	2018	1.000	31,100,000	31,100,000
12978	701652 00009	SEPEDA MOTOR	BENELLI	BS 250 GS M/T	2017	1.000	29,600,000	29,600,000
12979	701652 00009	SEPEDA MOTOR	BENELLI	BS 250 GS M/T	2016	1.000	28,200,000	28,200,000
12980	701652 00019	SEPEDA MOTOR	BENELLI	BS 250 M/T	2019	1.000	40,300,000	40,300,000
12981	701652 00019	SEPEDA MOTOR	BENELLI	BS 250 M/T	2018	1.000	38,300,000	38,300,000
12982	701652 00019	SEPEDA MOTOR	BENELLI	BS 250 M/T	2017	1.000	36,400,000	36,400,000
12983	701652 00019	SEPEDA MOTOR	BENELLI	BS 250 M/T	2016	1.000	34,600,000	34,600,000
12984	701652 00019	SEPEDA MOTOR	BENELLI	BS 250 M/T	2015	1.000	32,900,000	32,900,000
12985	701652 00018	SEPEDA MOTOR	BENELLI	BS250 PE M/T	2019	1.000	20,200,000	20,200,000
12986	701652 00018	SEPEDA MOTOR	BENELLI	BS250 PE M/T	2018	1.000	19,200,000	19,200,000
12987	701652 00018	SEPEDA MOTOR	BENELLI	BS250 PE M/T	2017	1.000	18,300,000	18,300,000
12988	701652 00018	SEPEDA MOTOR	BENELLI	BS250 PE M/T	2016	1.000	17,400,000	17,400,000
12989	701652 00018	SEPEDA MOTOR	BENELLI	BS250 PE M/T	2015	1.000	16,600,000	16,600,000
12990	701652 00010	SEPEDA MOTOR	BENELLI	BS 250 RS M/T	2018	1.000	30,100,000	30,100,000
12991	701652 00010	SEPEDA MOTOR	BENELLI	BS 250 RS M/T	2017	1.000	29,500,000	29,500,000
12992	701652 00011	SEPEDA MOTOR	BENELLI	BS 250 TS M/T	2019	1.000	27,100,000	27,100,000
12993	701652 00011	SEPEDA MOTOR	BENELLI	BS 250 TS M/T	2018	1.000	25,800,000	25,800,000
12994	701652 00011	SEPEDA MOTOR	BENELLI	BS 250 TS M/T	2017	1.000	24,600,000	24,600,000
12995	701652 00011	SEPEDA MOTOR	BENELLI	BS 250 TS M/T	2016	1.000	23,400,000	23,400,000
12996	701652 00041	SEPEDA MOTOR	BENELLI	BS 500 BL M/T	2019	1.000	89,700,000	89,700,000
12997	701652 00042	SEPEDA MOTOR	BENELLI	BS 500 BR M/T	2019	1.000	95,160,000	95,160,000
12998	701652 00043	SEPEDA MOTOR	BENELLI	BS 600	2019	1.000	127,800,000	127,800,000
12999	701652 00020	SEPEDA MOTOR	BENELLI	BS600 M/T	2018	1.000	127,700,000	127,700,000
13000	701652 00020	SEPEDA MOTOR	BENELLI	BS600 M/T	2017	1.000	125,200,000	125,200,000
13001	701652 00020	SEPEDA MOTOR	BENELLI	BS600 M/T	2016	1.000	122,700,000	122,700,000
13002	701652 00020	SEPEDA MOTOR	BENELLI	BS600 M/T	2015	1.000	120,300,000	120,300,000
13003	701652 00021	SEPEDA MOTOR	BENELLI	BS900 M/T	2019	1.000	216,600,000	216,600,000
13004	701652 00021	SEPEDA MOTOR	BENELLI	BS900 M/T	2018	1.000	205,800,000	205,800,000
13005	701652 00021	SEPEDA MOTOR	BENELLI	BS900 M/T	2017	1.000	195,600,000	195,600,000
13006	701652 00021	SEPEDA MOTOR	BENELLI	BS900 M/T	2016	1.000	185,900,000	185,900,000
13007	701652 00021	SEPEDA MOTOR	BENELLI	BS900 M/T	2015	1.000	176,700,000	176,700,000
13008	701652 00029	SEPEDA MOTOR	BENELLI	SCOOTER MATIC (BC-125)A/T	2015	1.000	9,600,000	9,600,000
13009	701652 00029	SEPEDA MOTOR	BENELLI	SCOOTER MATIC (BC-125)A/T	2014	1.000	9,100,000	9,100,000
13010	701652 00028	SEPEDA MOTOR	BENELLI	SCOOTER MATIC (BC-150)A/T	2015	1.000	10,800,000	10,800,000
13011	701652 00028	SEPEDA MOTOR	BENELLI	SCOOTER MATIC (BC-150)A/T	2014	1.000	10,300,000	10,300,000
13012	701652 00028	SEPEDA MOTOR	BENELLI	SCOOTER MATIC (BC-150)A/T	2013	1.000	9,700,000	9,700,000
13013	701652 00023	SEPEDA MOTOR	BENELLI	SCOOTER MATIC (BC-250)A/T	2015	1.000	20,500,000	20,500,000
13014	701652 00023	SEPEDA MOTOR	BENELLI	SCOOTER MATIC (BC-250)A/T	2014	1.000	19,500,000	19,500,000
13015	701652 00023	SEPEDA MOTOR	BENELLI	SCOOTER MATIC (BC-250)A/T	2013	1.000	18,700,000	18,700,000
13016	701652 00024	SEPEDA MOTOR	BENELLI	SPORT (BS-1130) M/T	2015	1.000	180,800,000	180,800,000
13017	701652 00024	SEPEDA MOTOR	BENELLI	SPORT (BS-1130) M/T	2014	1.000	172,200,000	172,200,000
13018	701652 00024	SEPEDA MOTOR	BENELLI	SPORT (BS-1130) M/T	2013	1.000	164,100,000	164,100,000
13019	701652 00030	SEPEDA MOTOR	BENELLI	SPORT (BS-150) M/T	2015	1.000	11,600,000	11,600,000
13020	701652 00030	SEPEDA MOTOR	BENELLI	SPORT (BS-150) M/T	2014	1.000	11,000,000	11,000,000
13021	701652 00022	SEPEDA MOTOR	BENELLI	SPORT BS-150 RB M/T	2018	1.000	13,800,000	13,800,000
13022	701652 00044	SEPEDA MOTOR	BENELLI	SPORT BS 200 MB M/T	2019	1.000	21,200,000	21,200,000
13023	701652 00025	SEPEDA MOTOR	BENELLI	SPORT (BS-200) M/T	2015	1.000	13,200,000	13,200,000
13024	701652 00025	SEPEDA MOTOR	BENELLI	SPORT (BS-200) M/T	2014	1.000	12,600,000	12,600,000
13025	701652 00025	SEPEDA MOTOR	BENELLI	SPORT (BS-200) M/T	2013	1.000	12,000,000	12,000,000
13026	701652 00046	SEPEDA MOTOR	BENELLI	SPORT BS200RT M/T	2019	1.000	22,400,000	22,400,000
13027	701652 00045	SEPEDA MOTOR	BENELLI	SPORT BS 250 RS M/T	2019	1.000	30,200,000	30,200,000
13028	701652 00026	SEPEDA MOTOR	BENELLI	SPORT (BS-600) M/T	2015	1.000	80,600,000	80,600,000
13029	701652 00026	SEPEDA MOTOR	BENELLI	SPORT (BS-600) M/T	2014	1.000	76,800,000	76,800,000
13030	701652 00026	SEPEDA MOTOR	BENELLI	SPORT (BS-600) M/T	2013	1.000	73,000,000	73,000,000
13031	701652 00027	SEPEDA MOTOR	BENELLI	SPORT (BS-900) M/T	2015	1.000	159,300,000	159,300,000
13032	701652 00027	SEPEDA MOTOR	BENELLI	SPORT (BS-900) M/T	2014	1.000	151,700,000	151,700,000
13033	701652 00027	SEPEDA MOTOR	BENELLI	SPORT (BS-900) M/T	2013	1.000	144,600,000	144,600,000
13034	701749 00001	SEPEDA MOTOR	BENSON	KN 30 AA	2010	1.000	18,800,000	18,800,000
13035	701750 00003	SEPEDA MOTOR	BMC	100 - A	2019	1.000	4,900,000	4,900,000
13036	701750 00003	SEPEDA MOTOR	BMC	100 - A	2018	1.000	4,700,000	4,700,000
13037	701750 00003	SEPEDA MOTOR	BMC	100 - A	2017	1.000	4,500,000	4,500,000
13038	701750 00003	SEPEDA MOTOR	BMC	100 - A	2016	1.000	4,300,000	4,300,000
13039	701750 00003	SEPEDA MOTOR	BMC	100 - A	2015	1.000	4,100,000	4,100,000
13040	701750 00003	SEPEDA MOTOR	BMC	100 - A	2014	1.000	3,900,000	3,900,000
13041	701750 00003	SEPEDA MOTOR	BMC	100 - A	2013	1.000	3,800,000	3,800,000
13042	701750 00003	SEPEDA MOTOR	BMC	100 - A	2012	1.000	3,700,000	3,700,000
13043	701750 00003	SEPEDA MOTOR	BMC	100 - A	2011	1.000	3,600,000	3,600,000
13044	701750 00003	SEPEDA MOTOR	BMC	100 - A	2010	1.000	3,500,000	3,500,000
13045	701750 00003	SEPEDA MOTOR	BMC	100 - A	2009	1.000	3,400,000	3,400,000

NO	KODING	JENIS	MEREK	TIPE	TH BUAT	BOBOT	NJKB	DP PKB
1	2	3	4	5	6	7	8	9
13046	701750 00003	SEPEDA MOTOR	BMC	100 - A	2008	1.000	3,300,000	3,300,000
13047	701750 00003	SEPEDA MOTOR	BMC	100 - A	2007	1.000	3,200,000	3,200,000
13048	701750 00003	SEPEDA MOTOR	BMC	100 - A	2006	1.000	3,100,000	3,100,000
13049	701750 00003	SEPEDA MOTOR	BMC	100 - A	2005	1.000	3,000,000	3,000,000
13050	701750 00003	SEPEDA MOTOR	BMC	100 - A	2004	1.000	2,900,000	2,900,000
13051	701750 00003	SEPEDA MOTOR	BMC	100 - A	2003	1.000	2,800,000	2,800,000
13052	701750 00001	SEPEDA MOTOR	BMC	110A	2019	1.000	5,500,000	5,500,000
13053	701750 00001	SEPEDA MOTOR	BMC	110A	2018	1.000	5,300,000	5,300,000
13054	701750 00001	SEPEDA MOTOR	BMC	110A	2017	1.000	5,100,000	5,100,000
13055	701750 00001	SEPEDA MOTOR	BMC	110A	2016	1.000	4,900,000	4,900,000
13056	701750 00001	SEPEDA MOTOR	BMC	110A	2015	1.000	4,700,000	4,700,000
13057	701750 00001	SEPEDA MOTOR	BMC	110A	2014	1.000	4,500,000	4,500,000
13058	701750 00001	SEPEDA MOTOR	BMC	110A	2013	1.000	4,300,000	4,300,000
13059	701750 00001	SEPEDA MOTOR	BMC	110A	2012	1.000	4,100,000	4,100,000
13060	701750 00001	SEPEDA MOTOR	BMC	110A	2011	1.000	3,900,000	3,900,000
13061	701750 00001	SEPEDA MOTOR	BMC	110A	2010	1.000	3,800,000	3,800,000
13062	701750 00001	SEPEDA MOTOR	BMC	110A	2009	1.000	3,700,000	3,700,000
13063	701750 00001	SEPEDA MOTOR	BMC	110A	2008	1.000	3,600,000	3,600,000
13064	701750 00001	SEPEDA MOTOR	BMC	110A	2007	1.000	3,500,000	3,500,000
13065	701750 00001	SEPEDA MOTOR	BMC	110A	2006	1.000	3,400,000	3,400,000
13066	701750 00001	SEPEDA MOTOR	BMC	110A	2005	1.000	3,300,000	3,300,000
13067	701750 00001	SEPEDA MOTOR	BMC	110A	2004	1.000	3,200,000	3,200,000
13068	701750 00001	SEPEDA MOTOR	BMC	110A	2003	1.000	3,100,000	3,100,000
13069	701750 00001	SEPEDA MOTOR	BMC	110A	2002	1.000	3,000,000	3,000,000
13070	701750 00001	SEPEDA MOTOR	BMC	110A	2001	1.000	2,900,000	2,900,000
13071	701750 00001	SEPEDA MOTOR	BMC	110A	2000	1.000	2,800,000	2,800,000
13072	701762 00001	SEPEDA MOTOR	HUAXIA	HX 110-G	2000	1.000	3,500,000	3,500,000
13073	701763 00001	SEPEDA MOTOR	HUNLEI	HUNLEI 200	2012	1.000	10,000,000	10,000,000
13074	701765 00001	SEPEDA MOTOR	IMPRESSIVE Z	GH 100	2006	1.000	4,500,000	4,500,000
13075	701768 00021	SEPEDA MOTOR	JRD	100-4A	2007	1.000	4,700,000	4,700,000
13076	701768 00021	SEPEDA MOTOR	JRD	100-4A	2006	1.000	4,500,000	4,500,000
13077	701768 00021	SEPEDA MOTOR	JRD	100-4A	2005	1.000	4,300,000	4,300,000
13078	701768 00021	SEPEDA MOTOR	JRD	100-4A	2004	1.000	4,100,000	4,100,000
13079	701768 00021	SEPEDA MOTOR	JRD	100-4A	2003	1.000	3,800,000	3,800,000
13080	701791 00001	SEPEDA MOTOR	VICTORY	HAMMERS 1731 cc	2012	1.000	207,000,000	207,000,000
13081	701797 00001	SEPEDA MOTOR	YAZUKI	YZ 100	2007	1.000	4,800,000	4,800,000
13082	701798 00001	SEPEDA MOTOR	URAL	TOURING	2019	1.000	118,400,000	118,400,000
13083	701808 00001	SEPEDA MOTOR	SM SPORT	GY 150	2019	1.000	8,900,000	8,900,000
13084	701808 00001	SEPEDA MOTOR	SM SPORT	GY 150	2018	1.000	8,500,000	8,500,000
13085	701808 00002	SEPEDA MOTOR	SM SPORT	SM CLASSIC	2019	1.000	8,200,000	8,200,000
13086	701808 00003	SEPEDA MOTOR	SM SPORT	ZS 400	2019	1.000	19,500,000	19,500,000
13087	701808 00004	SEPEDA MOTOR	SM SPORT	ZS400GY-2	2019	1.000	22,600,000	22,600,000
13088	701808 00003	SEPEDA MOTOR	SM SPORT	V16	2019	1.000	17,100,000	17,100,000

NILAI JUAL KENDARAAN BERMOTOR
TAHUN 2019
JENIS: SEPEDA MOTOR - SEPEDA MOTOR RODA 3

NO	KODING	JENIS	MEREK	TIPE	TH BUAT	BOBOT	NJKB	DP PKB
1	2	3	4	5	6	7	8	9
1	702013 00030	SEPEDA MOTOR R3	APP KTM	TM 150 ZH M/T	2019	1.000	9,800,000	9,800,000
2	702013 00030	SEPEDA MOTOR R3	APP KTM	TM 150 ZH M/T	2018	1.000	9,400,000	9,400,000
3	702013 00030	SEPEDA MOTOR R3	APP KTM	TM 150 ZH M/T	2017	1.000	9,000,000	9,000,000
4	702013 00030	SEPEDA MOTOR R3	APP KTM	TM 150 ZH M/T	2016	1.000	8,600,000	8,600,000
5	702013 00030	SEPEDA MOTOR R3	APP KTM	TM 150 ZH M/T	2015	1.000	8,200,000	8,200,000
6	702013 00030	SEPEDA MOTOR R3	APP KTM	TM 150 ZH M/T	2014	1.000	7,800,000	7,800,000
7	702013 00030	SEPEDA MOTOR R3	APP KTM	TM 150 ZH M/T	2013	1.000	7,500,000	7,500,000
8	702013 00030	SEPEDA MOTOR R3	APP KTM	TM 150 ZH M/T	2012	1.000	7,200,000	7,200,000
9	702013 00030	SEPEDA MOTOR R3	APP KTM	TM 150 ZH M/T	2011	1.000	6,900,000	6,900,000
10	702013 00031	SEPEDA MOTOR R3	APP KTM	TM 200 ZH M/T	2019	1.000	11,200,000	11,200,000
11	702013 00031	SEPEDA MOTOR R3	APP KTM	TM 200 ZH M/T	2018	1.000	10,700,000	10,700,000
12	702013 00031	SEPEDA MOTOR R3	APP KTM	TM 200 ZH M/T	2017	1.000	10,200,000	10,200,000
13	702013 00031	SEPEDA MOTOR R3	APP KTM	TM 200 ZH M/T	2016	1.000	9,700,000	9,700,000
14	702013 00031	SEPEDA MOTOR R3	APP KTM	TM 200 ZH M/T	2015	1.000	9,300,000	9,300,000
15	702013 00032	SEPEDA MOTOR R3	APP KTM	TM 460 ZH M/T	2019	1.000	21,500,000	21,500,000
16	702013 00032	SEPEDA MOTOR R3	APP KTM	TM 460 ZH M/T	2018	1.000	20,500,000	20,500,000
17	702013 00032	SEPEDA MOTOR R3	APP KTM	TM 460 ZH M/T	2017	1.000	19,500,000	19,500,000
18	702013 00032	SEPEDA MOTOR R3	APP KTM	TM 460 ZH M/T	2016	1.000	18,600,000	18,600,000
19	702013 00032	SEPEDA MOTOR R3	APP KTM	TM 460 ZH M/T	2015	1.000	17,700,000	17,700,000
20	702013 00032	SEPEDA MOTOR R3	APP KTM	TM 460 ZH M/T	2014	1.000	16,900,000	16,900,000
21	702034 00024	SEPEDA MOTOR R3	BAJAJ	AUTORICKSHAW (RODA 3)	2004	1.000	13,700,000	13,700,000
22	702034 00024	SEPEDA MOTOR R3	BAJAJ	AUTORICKSHAW (RODA 3)	2003	1.000	13,300,000	13,300,000
23	702034 00024	SEPEDA MOTOR R3	BAJAJ	AUTORICKSHAW (RODA 3)	2002	1.000	13,000,000	13,000,000
24	702034 00025	SEPEDA MOTOR R3	BAJAJ	AUTORIKSHA RE 4S PETROL	2016	1.000	46,800,000	46,800,000
25	702034 00026	SEPEDA MOTOR R3	BAJAJ	DELEVERY VAN (RODA 3)	2004	1.000	14,900,000	14,900,000
26	702034 00026	SEPEDA MOTOR R3	BAJAJ	DELEVERY VAN (RODA 3)	2003	1.000	14,600,000	14,600,000
27	702034 00026	SEPEDA MOTOR R3	BAJAJ	DELEVERY VAN (RODA 3)	2002	1.000	14,200,000	14,200,000
28	702034 00027	SEPEDA MOTOR R3	BAJAJ	PICK UP VAN (RODA 3)	2004	1.000	14,300,000	14,300,000
29	702034 00027	SEPEDA MOTOR R3	BAJAJ	PICK UP VAN (RODA 3)	2003	1.000	14,000,000	14,000,000
30	702034 00027	SEPEDA MOTOR R3	BAJAJ	PICK UP VAN (RODA 3)	2002	1.000	13,700,000	13,700,000
31	702043 00030	SEPEDA MOTOR R3	BEIJING	RT150-1 (RODA 3)	2004	1.000	7,400,000	7,400,000
32	702043 00031	SEPEDA MOTOR R3	BEIJING	RT150-2 (RODA 3)	2015	1.000	11,600,000	11,600,000
33	702043 00031	SEPEDA MOTOR R3	BEIJING	RT150-2 (RODA 3)	2014	1.000	11,500,000	11,500,000
34	702043 00031	SEPEDA MOTOR R3	BEIJING	RT150-2 (RODA 3)	2013	1.000	11,400,000	11,400,000
35	702043 00031	SEPEDA MOTOR R3	BEIJING	RT150-2 (RODA 3)	2012	1.000	10,900,000	10,900,000
36	702043 00031	SEPEDA MOTOR R3	BEIJING	RT150-2 (RODA 3)	2011	1.000	10,600,000	10,600,000
37	702043 00031	SEPEDA MOTOR R3	BEIJING	RT150-2 (RODA 3)	2010	1.000	10,100,000	10,100,000
38	702043 00031	SEPEDA MOTOR R3	BEIJING	RT150-2 (RODA 3)	2009	1.000	9,600,000	9,600,000
39	702043 00031	SEPEDA MOTOR R3	BEIJING	RT150-2 (RODA 3)	2008	1.000	8,800,000	8,800,000
40	702043 00031	SEPEDA MOTOR R3	BEIJING	RT150-2 (RODA 3)	2007	1.000	8,700,000	8,700,000
41	702043 00031	SEPEDA MOTOR R3	BEIJING	RT150-2 (RODA 3)	2006	1.000	8,600,000	8,600,000
42	702043 00031	SEPEDA MOTOR R3	BEIJING	RT150-2 (RODA 3)	2005	1.000	8,000,000	8,000,000
43	702043 00031	SEPEDA MOTOR R3	BEIJING	RT150-2 (RODA 3)	2004	1.000	7,400,000	7,400,000
44	702043 00032	SEPEDA MOTOR R3	BEIJING	RT150-4 (RODA 3)	2015	1.000	11,600,000	11,600,000
45	702043 00032	SEPEDA MOTOR R3	BEIJING	RT150-4 (RODA 3)	2014	1.000	11,500,000	11,500,000
46	702043 00032	SEPEDA MOTOR R3	BEIJING	RT150-4 (RODA 3)	2013	1.000	11,400,000	11,400,000
47	702043 00032	SEPEDA MOTOR R3	BEIJING	RT150-4 (RODA 3)	2012	1.000	10,900,000	10,900,000
48	702043 00032	SEPEDA MOTOR R3	BEIJING	RT150-4 (RODA 3)	2011	1.000	10,600,000	10,600,000
49	702043 00032	SEPEDA MOTOR R3	BEIJING	RT150-4 (RODA 3)	2010	1.000	10,100,000	10,100,000
50	702043 00032	SEPEDA MOTOR R3	BEIJING	RT150-4 (RODA 3)	2009	1.000	9,600,000	9,600,000
51	702043 00032	SEPEDA MOTOR R3	BEIJING	RT150-4 (RODA 3)	2008	1.000	8,800,000	8,800,000
52	702043 00032	SEPEDA MOTOR R3	BEIJING	RT150-4 (RODA 3)	2007	1.000	8,700,000	8,700,000
53	702043 00032	SEPEDA MOTOR R3	BEIJING	RT150-4 (RODA 3)	2006	1.000	8,600,000	8,600,000
54	702043 00032	SEPEDA MOTOR R3	BEIJING	RT150-4 (RODA 3)	2005	1.000	8,000,000	8,000,000
55	702043 00032	SEPEDA MOTOR R3	BEIJING	RT150-4 (RODA 3)	2004	1.000	7,400,000	7,400,000
56	702043 00033	SEPEDA MOTOR R3	BEIJING	RT200 (RODA 3)	2015	1.000	12,300,000	12,300,000
57	702043 00033	SEPEDA MOTOR R3	BEIJING	RT200 (RODA 3)	2014	1.000	12,200,000	12,200,000
58	702043 00033	SEPEDA MOTOR R3	BEIJING	RT200 (RODA 3)	2013	1.000	12,100,000	12,100,000
59	702043 00033	SEPEDA MOTOR R3	BEIJING	RT200 (RODA 3)	2012	1.000	10,900,000	10,900,000
60	702043 00033	SEPEDA MOTOR R3	BEIJING	RT200 (RODA 3)	2011	1.000	10,600,000	10,600,000
61	702043 00033	SEPEDA MOTOR R3	BEIJING	RT200 (RODA 3)	2010	1.000	10,100,000	10,100,000
62	702043 00033	SEPEDA MOTOR R3	BEIJING	RT200 (RODA 3)	2009	1.000	9,600,000	9,600,000
63	702043 00033	SEPEDA MOTOR R3	BEIJING	RT200 (RODA 3)	2008	1.000	8,800,000	8,800,000
64	702043 00033	SEPEDA MOTOR R3	BEIJING	RT200 (RODA 3)	2007	1.000	8,700,000	8,700,000
65	702043 00033	SEPEDA MOTOR R3	BEIJING	RT200 (RODA 3)	2006	1.000	8,600,000	8,600,000
66	702046 00007	SEPEDA MOTOR R3	BEMBIE	ANGSA (RODA 3)	2015	1.000	11,600,000	11,600,000
67	702046 00007	SEPEDA MOTOR R3	BEMBIE	ANGSA (RODA 3)	2014	1.000	11,500,000	11,500,000
68	702046 00007	SEPEDA MOTOR R3	BEMBIE	ANGSA (RODA 3)	2013	1.000	11,400,000	11,400,000
69	702046 00007	SEPEDA MOTOR R3	BEMBIE	ANGSA (RODA 3)	2012	1.000	10,900,000	10,900,000
70	702046 00007	SEPEDA MOTOR R3	BEMBIE	ANGSA (RODA 3)	2011	1.000	10,600,000	10,600,000
71	702046 00007	SEPEDA MOTOR R3	BEMBIE	ANGSA (RODA 3)	2010	1.000	10,100,000	10,100,000
72	702046 00007	SEPEDA MOTOR R3	BEMBIE	ANGSA (RODA 3)	2009	1.000	9,600,000	9,600,000
73	702046 00007	SEPEDA MOTOR R3	BEMBIE	ANGSA (RODA 3)	2008	1.000	8,800,000	8,800,000
74	702046 00007	SEPEDA MOTOR R3	BEMBIE	ANGSA (RODA 3)	2007	1.000	8,700,000	8,700,000
75	702046 00007	SEPEDA MOTOR R3	BEMBIE	ANGSA (RODA 3)	2006	1.000	8,600,000	8,600,000
76	702046 00007	SEPEDA MOTOR R3	BEMBIE	ANGSA (RODA 3)	2005	1.000	8,000,000	8,000,000
77	702046 00007	SEPEDA MOTOR R3	BEMBIE	ANGSA (RODA 3)	2004	1.000	7,400,000	7,400,000
78	702046 00007	SEPEDA MOTOR R3	BEMBIE	ANGSA (RODA 3)	2003	1.000	7,000,000	7,000,000
79	702046 00007	SEPEDA MOTOR R3	BEMBIE	ANGSA (RODA 3)	2002	1.000	6,800,000	6,800,000
80	702046 00007	SEPEDA MOTOR R3	BEMBIE	ANGSA (RODA 3)	2001	1.000	6,600,000	6,600,000
81	702097 00031	SEPEDA MOTOR R3	DAYANG	DY100 (RODA 3)	2015	1.000	9,700,000	9,700,000
82	702097 00031	SEPEDA MOTOR R3	DAYANG	DY100 (RODA 3)	2014	1.000	9,600,000	9,600,000
83	702097 00031	SEPEDA MOTOR R3	DAYANG	DY100 (RODA 3)	2013	1.000	9,500,000	9,500,000
84	702097 00031	SEPEDA MOTOR R3	DAYANG	DY100 (RODA 3)	2012	1.000	9,000,000	9,000,000
85	702097 00031	SEPEDA MOTOR R3	DAYANG	DY100 (RODA 3)	2011	1.000	8,800,000	8,800,000
86	702097 00031	SEPEDA MOTOR R3	DAYANG	DY100 (RODA 3)	2010	1.000	8,500,000	8,500,000

NO	KODING	JENIS	MEREK	TIPE	TH BUAT	BOBOT	NJKB	DP PKB
1	2	3	4	5	6	7	8	9
87	702097 00031	SEPEDA MOTOR R3	DAYANG	DY100 (RODA 3)	2009	1.000	8,200,000	8,200,000
88	702097 00031	SEPEDA MOTOR R3	DAYANG	DY100 (RODA 3)	2008	1.000	7,600,000	7,600,000
89	702097 00031	SEPEDA MOTOR R3	DAYANG	DY100 (RODA 3)	2007	1.000	7,500,000	7,500,000
90	702097 00031	SEPEDA MOTOR R3	DAYANG	DY100 (RODA 3)	2006	1.000	7,400,000	7,400,000
91	702097 00032	SEPEDA MOTOR R3	DAYANG	DY 150 B	2015	1.000	11,600,000	11,600,000
92	702097 00032	SEPEDA MOTOR R3	DAYANG	DY 150 B	2014	1.000	11,500,000	11,500,000
93	702097 00032	SEPEDA MOTOR R3	DAYANG	DY 150 B	2013	1.000	11,400,000	11,400,000
94	702097 00032	SEPEDA MOTOR R3	DAYANG	DY 150 B	2012	1.000	10,900,000	10,900,000
95	702097 00032	SEPEDA MOTOR R3	DAYANG	DY 150 B	2011	1.000	10,600,000	10,600,000
96	702097 00032	SEPEDA MOTOR R3	DAYANG	DY 150 B	2010	1.000	10,100,000	10,100,000
97	702097 00032	SEPEDA MOTOR R3	DAYANG	DY 150 B	2009	1.000	9,600,000	9,600,000
98	702097 00032	SEPEDA MOTOR R3	DAYANG	DY 150 B	2008	1.000	8,800,000	8,800,000
99	702097 00032	SEPEDA MOTOR R3	DAYANG	DY 150 B	2007	1.000	8,700,000	8,700,000
100	702097 00032	SEPEDA MOTOR R3	DAYANG	DY 150 B	2006	1.000	8,600,000	8,600,000
101	702097 00032	SEPEDA MOTOR R3	DAYANG	DY 150 B	2005	1.000	8,000,000	8,000,000
102	702097 00033	SEPEDA MOTOR R3	DAYANG	DY 200 B	2012	1.000	11,600,000	11,600,000
103	702097 00033	SEPEDA MOTOR R3	DAYANG	DY 200 B	2011	1.000	11,300,000	11,300,000
104	702097 00033	SEPEDA MOTOR R3	DAYANG	DY 200 B	2010	1.000	10,500,000	10,500,000
105	702097 00030	SEPEDA MOTOR R3	DAYANG	DY 80 B (80CC)	2012	1.000	4,900,000	4,900,000
106	702123 00009	SEPEDA MOTOR R3	FUKUDA	FK 100 ZH (RODA 3)	2015	1.000	9,700,000	9,700,000
107	702123 00009	SEPEDA MOTOR R3	FUKUDA	FK 100 ZH (RODA 3)	2014	1.000	9,600,000	9,600,000
108	702123 00009	SEPEDA MOTOR R3	FUKUDA	FK 100 ZH (RODA 3)	2013	1.000	9,500,000	9,500,000
109	702123 00009	SEPEDA MOTOR R3	FUKUDA	FK 100 ZH (RODA 3)	2012	1.000	9,000,000	9,000,000
110	702123 00009	SEPEDA MOTOR R3	FUKUDA	FK 100 ZH (RODA 3)	2011	1.000	8,800,000	8,800,000
111	702123 00009	SEPEDA MOTOR R3	FUKUDA	FK 100 ZH (RODA 3)	2010	1.000	8,500,000	8,500,000
112	702123 00009	SEPEDA MOTOR R3	FUKUDA	FK 100 ZH (RODA 3)	2009	1.000	8,200,000	8,200,000
113	702123 00009	SEPEDA MOTOR R3	FUKUDA	FK 100 ZH (RODA 3)	2008	1.000	7,600,000	7,600,000
114	702123 00009	SEPEDA MOTOR R3	FUKUDA	FK 100 ZH (RODA 3)	2007	1.000	7,500,000	7,500,000
115	702123 00009	SEPEDA MOTOR R3	FUKUDA	FK 100 ZH (RODA 3)	2006	1.000	7,400,000	7,400,000
116	702123 00009	SEPEDA MOTOR R3	FUKUDA	FK 100 ZH (RODA 3)	2005	1.000	6,800,000	6,800,000
117	702123 00009	SEPEDA MOTOR R3	FUKUDA	FK 100 ZH (RODA 3)	2004	1.000	6,600,000	6,600,000
118	702123 00009	SEPEDA MOTOR R3	FUKUDA	FK 100 ZH (RODA 3)	2003	1.000	5,900,000	5,900,000
119	702123 00009	SEPEDA MOTOR R3	FUKUDA	FK 100 ZH (RODA 3)	2002	1.000	5,600,000	5,600,000
120	702123 00009	SEPEDA MOTOR R3	FUKUDA	FK 100 ZH (RODA 3)	2001	1.000	4,800,000	4,800,000
121	702126 00025	SEPEDA MOTOR R3	GARUDA	BEJO (RODA 3)	2015	1.000	12,300,000	12,300,000
122	702126 00025	SEPEDA MOTOR R3	GARUDA	BEJO (RODA 3)	2014	1.000	12,200,000	12,200,000
123	702126 00025	SEPEDA MOTOR R3	GARUDA	BEJO (RODA 3)	2013	1.000	12,100,000	12,100,000
124	702126 00025	SEPEDA MOTOR R3	GARUDA	BEJO (RODA 3)	2012	1.000	11,600,000	11,600,000
125	702126 00025	SEPEDA MOTOR R3	GARUDA	BEJO (RODA 3)	2011	1.000	11,200,000	11,200,000
126	702126 00025	SEPEDA MOTOR R3	GARUDA	BEJO (RODA 3)	2010	1.000	10,700,000	10,700,000
127	702126 00025	SEPEDA MOTOR R3	GARUDA	BEJO (RODA 3)	2009	1.000	10,400,000	10,400,000
128	702126 00025	SEPEDA MOTOR R3	GARUDA	BEJO (RODA 3)	2008	1.000	9,800,000	9,800,000
129	702126 00025	SEPEDA MOTOR R3	GARUDA	BEJO (RODA 3)	2007	1.000	9,700,000	9,700,000
130	702126 00025	SEPEDA MOTOR R3	GARUDA	BEJO (RODA 3)	2006	1.000	9,600,000	9,600,000
131	702126 00025	SEPEDA MOTOR R3	GARUDA	BEJO (RODA 3)	2005	1.000	9,000,000	9,000,000
132	702126 00025	SEPEDA MOTOR R3	GARUDA	BEJO (RODA 3)	2004	1.000	8,800,000	8,800,000
133	702126 00026	SEPEDA MOTOR R3	GARUDA	NAGA 125CC	2015	1.000	10,500,000	10,500,000
134	702126 00026	SEPEDA MOTOR R3	GARUDA	NAGA 125CC	2014	1.000	10,400,000	10,400,000
135	702126 00026	SEPEDA MOTOR R3	GARUDA	NAGA 125CC	2013	1.000	10,300,000	10,300,000
136	702126 00026	SEPEDA MOTOR R3	GARUDA	NAGA 125CC	2012	1.000	9,800,000	9,800,000
137	702126 00026	SEPEDA MOTOR R3	GARUDA	NAGA 125CC	2011	1.000	9,500,000	9,500,000
138	702126 00026	SEPEDA MOTOR R3	GARUDA	NAGA 125CC	2010	1.000	9,100,000	9,100,000
139	702126 00026	SEPEDA MOTOR R3	GARUDA	NAGA 125CC	2009	1.000	8,700,000	8,700,000
140	702126 00026	SEPEDA MOTOR R3	GARUDA	NAGA 125CC	2008	1.000	8,000,000	8,000,000
141	702126 00026	SEPEDA MOTOR R3	GARUDA	NAGA 125CC	2007	1.000	7,900,000	7,900,000
142	702126 00026	SEPEDA MOTOR R3	GARUDA	NAGA 125CC	2006	1.000	7,800,000	7,800,000
143	702149 00016	SEPEDA MOTOR R3	HAPPY	HP 125-B	2018	1.000	11,000,000	11,000,000
144	702149 00016	SEPEDA MOTOR R3	HAPPY	HP 125-B	2017	1.000	11,000,000	11,000,000
145	702149 00016	SEPEDA MOTOR R3	HAPPY	HP 125-B	2016	1.000	10,500,000	10,500,000
146	702149 00016	SEPEDA MOTOR R3	HAPPY	HP 125-B	2015	1.000	10,000,000	10,000,000
147	702149 00019	SEPEDA MOTOR R3	HAPPY	HP150-P	2018	1.000	11,500,000	11,500,000
148	702149 00017	SEPEDA MOTOR R3	HAPPY	HP 150-P/ST M/T	2018	1.000	11,300,000	11,300,000
149	702149 00017	SEPEDA MOTOR R3	HAPPY	HP 150-P/ST M/T	2017	1.000	10,700,000	10,700,000
150	702149 00018	SEPEDA MOTOR R3	HAPPY	HP 200-M	2018	1.000	14,750,000	14,750,000
151	702149 00018	SEPEDA MOTOR R3	HAPPY	HP 200-M	2017	1.000	14,500,000	14,500,000
152	702149 00018	SEPEDA MOTOR R3	HAPPY	HP 200-M	2016	1.000	14,300,000	14,300,000
153	702149 00018	SEPEDA MOTOR R3	HAPPY	HP 200-M	2015	1.000	14,100,000	14,100,000
154	702196 00045	SEPEDA MOTOR R3	JIALING	BINTANG KENCANA MAS	2015	1.000	12,300,000	12,300,000
155	702196 00045	SEPEDA MOTOR R3	JIALING	BINTANG KENCANA MAS	2014	1.000	12,200,000	12,200,000
156	702196 00045	SEPEDA MOTOR R3	JIALING	BINTANG KENCANA MAS	2013	1.000	12,100,000	12,100,000
157	702196 00045	SEPEDA MOTOR R3	JIALING	BINTANG KENCANA MAS	2012	1.000	11,600,000	11,600,000
158	702196 00045	SEPEDA MOTOR R3	JIALING	BINTANG KENCANA MAS	2011	1.000	11,200,000	11,200,000
159	702196 00045	SEPEDA MOTOR R3	JIALING	BINTANG KENCANA MAS	2010	1.000	10,700,000	10,700,000
160	702196 00046	SEPEDA MOTOR R3	JIALING	JH 150 BINTANG KENCANA MAS	2015	1.000	11,600,000	11,600,000
161	702196 00046	SEPEDA MOTOR R3	JIALING	JH 150 BINTANG KENCANA MAS	2014	1.000	11,500,000	11,500,000
162	702196 00046	SEPEDA MOTOR R3	JIALING	JH 150 BINTANG KENCANA MAS	2013	1.000	11,400,000	11,400,000
163	702196 00046	SEPEDA MOTOR R3	JIALING	JH 150 BINTANG KENCANA MAS	2012	1.000	10,900,000	10,900,000
164	702196 00046	SEPEDA MOTOR R3	JIALING	JH 150 BINTANG KENCANA MAS	2011	1.000	10,600,000	10,600,000
165	702196 00047	SEPEDA MOTOR R3	JIALING	JH 150 N	2016	1.000	17,200,000	17,200,000
166	702196 00048	SEPEDA MOTOR R3	JIALING	JH 150 RL	2016	1.000	17,900,000	17,900,000
167	702196 00049	SEPEDA MOTOR R3	JIALING	JH 200 BINTANG KENCANA MAS	2015	1.000	12,300,000	12,300,000
168	702196 00049	SEPEDA MOTOR R3	JIALING	JH 200 BINTANG KENCANA MAS	2014	1.000	12,200,000	12,200,000
169	702196 00049	SEPEDA MOTOR R3	JIALING	JH 200 BINTANG KENCANA MAS	2013	1.000	12,100,000	12,100,000
170	702196 00049	SEPEDA MOTOR R3	JIALING	JH 200 BINTANG KENCANA MAS	2012	1.000	10,900,000	10,900,000
171	702196 00050	SEPEDA MOTOR R3	JIALING	JH 200 N	2016	1.000	19,500,000	19,500,000
172	702205 00008	SEPEDA MOTOR R3	KAISAR	ANGGUNA 250 CC M/T	2018	1.000	16,800,000	16,800,000
173	702205 00009	SEPEDA MOTOR R3	KAISAR	KAISAR TRISEDA (RODA 3)	2015	1.000	11,600,000	11,600,000
174	702205 00009	SEPEDA MOTOR R3	KAISAR	KAISAR TRISEDA (RODA 3)	2014	1.000	11,500,000	11,500,000
175	702205 00009	SEPEDA MOTOR R3	KAISAR	KAISAR TRISEDA (RODA 3)	2013	1.000	11,400,000	11,400,000
176	702205 00009	SEPEDA MOTOR R3	KAISAR	KAISAR TRISEDA (RODA 3)	2012	1.000	10,900,000	10,900,000

NO	KODING	JENIS	MEREK	TIPE	TH BUAT	BOBOT	NJKB	DP PKB
1	2	3	4	5	6	7	8	9
177	702205 00009	SEPEDA MOTOR R3	KAISAR	KAISAR TRISEDA (RODA 3)	2011	1.000	10,600,000	10,600,000
178	702205 00009	SEPEDA MOTOR R3	KAISAR	KAISAR TRISEDA (RODA 3)	2010	1.000	10,100,000	10,100,000
179	702205 00009	SEPEDA MOTOR R3	KAISAR	KAISAR TRISEDA (RODA 3)	2009	1.000	9,600,000	9,600,000
180	702205 00009	SEPEDA MOTOR R3	KAISAR	KAISAR TRISEDA (RODA 3)	2008	1.000	8,800,000	8,800,000
181	702205 00009	SEPEDA MOTOR R3	KAISAR	KAISAR TRISEDA (RODA 3)	2007	1.000	8,700,000	8,700,000
182	702205 00009	SEPEDA MOTOR R3	KAISAR	KAISAR TRISEDA (RODA 3)	2006	1.000	8,600,000	8,600,000
183	702205 00009	SEPEDA MOTOR R3	KAISAR	KAISAR TRISEDA (RODA 3)	2005	1.000	8,000,000	8,000,000
184	702205 00009	SEPEDA MOTOR R3	KAISAR	KAISAR TRISEDA (RODA 3)	2004	1.000	7,400,000	7,400,000
185	702205 00010	SEPEDA MOTOR R3	KAISAR	KS 150	2015	1.000	11,600,000	11,600,000
186	702205 00010	SEPEDA MOTOR R3	KAISAR	KS 150	2014	1.000	11,500,000	11,500,000
187	702205 00010	SEPEDA MOTOR R3	KAISAR	KS 150	2013	1.000	11,400,000	11,400,000
188	702205 00010	SEPEDA MOTOR R3	KAISAR	KS 150	2012	1.000	10,900,000	10,900,000
189	702205 00010	SEPEDA MOTOR R3	KAISAR	KS 150	2011	1.000	10,600,000	10,600,000
190	702205 00010	SEPEDA MOTOR R3	KAISAR	KS 150	2010	1.000	10,100,000	10,100,000
191	702205 00010	SEPEDA MOTOR R3	KAISAR	KS 150	2009	1.000	9,600,000	9,600,000
192	702205 00010	SEPEDA MOTOR R3	KAISAR	KS 150	2008	1.000	8,800,000	8,800,000
193	702205 00010	SEPEDA MOTOR R3	KAISAR	KS 150	2007	1.000	8,700,000	8,700,000
194	702205 00010	SEPEDA MOTOR R3	KAISAR	KS 150	2006	1.000	8,600,000	8,600,000
195	702205 00012	SEPEDA MOTOR R3	KAISAR	TRISEDA 250 CC M/T	2018	1.000	14,600,000	14,600,000
196	702205 00013	SEPEDA MOTOR R3	KAISAR	TRISEDA 250 CC M/T LANDASAN	2018	1.000	8,600,000	8,600,000
197	702205 00014	SEPEDA MOTOR R3	KAISAR	TRISEDA 250 M/T	2018	1.000	32,300,000	32,300,000
198	702205 00014	SEPEDA MOTOR R3	KAISAR	TRISEDA 250 M/T	2017	1.000	30,800,000	30,800,000
199	702205 00014	SEPEDA MOTOR R3	KAISAR	TRISEDA 250 M/T	2016	1.000	29,300,000	29,300,000
200	702205 00014	SEPEDA MOTOR R3	KAISAR	TRISEDA 250 M/T	2015	1.000	27,900,000	27,900,000
201	702205 00015	SEPEDA MOTOR R3	KAISAR	TRISEDA L M/T (150 CC)	2018	1.000	14,000,000	14,000,000
202	702205 00016	SEPEDA MOTOR R3	KAISAR	TRISEDA M/T (110 CC)	2018	1.000	6,200,000	6,200,000
203	702205 00017	SEPEDA MOTOR R3	KAISAR	TRISEDA M/T (125 CC)	2018	1.000	6,600,000	6,600,000
204	702205 00018	SEPEDA MOTOR R3	KAISAR	TRISEDA M/T (150 CC)	2018	1.000	12,900,000	12,900,000
205	702205 00011	SEPEDA MOTOR R3	KAISAR	TRISEDA (RODA 3)	2018	1.000	13,500,000	13,500,000
206	702205 00011	SEPEDA MOTOR R3	KAISAR	TRISEDA (RODA 3)	2017	1.000	12,900,000	12,900,000
207	702205 00011	SEPEDA MOTOR R3	KAISAR	TRISEDA (RODA 3)	2016	1.000	11,700,000	11,700,000
208	702205 00011	SEPEDA MOTOR R3	KAISAR	TRISEDA (RODA 3)	2015	1.000	11,600,000	11,600,000
209	702205 00011	SEPEDA MOTOR R3	KAISAR	TRISEDA (RODA 3)	2014	1.000	11,500,000	11,500,000
210	702205 00011	SEPEDA MOTOR R3	KAISAR	TRISEDA (RODA 3)	2013	1.000	11,400,000	11,400,000
211	702205 00011	SEPEDA MOTOR R3	KAISAR	TRISEDA (RODA 3)	2012	1.000	10,900,000	10,900,000
212	702205 00011	SEPEDA MOTOR R3	KAISAR	TRISEDA (RODA 3)	2011	1.000	10,600,000	10,600,000
213	702205 00011	SEPEDA MOTOR R3	KAISAR	TRISEDA (RODA 3)	2010	1.000	10,100,000	10,100,000
214	702205 00011	SEPEDA MOTOR R3	KAISAR	TRISEDA (RODA 3)	2009	1.000	9,600,000	9,600,000
215	702205 00011	SEPEDA MOTOR R3	KAISAR	TRISEDA (RODA 3)	2008	1.000	8,800,000	8,800,000
216	702205 00011	SEPEDA MOTOR R3	KAISAR	TRISEDA (RODA 3)	2007	1.000	8,700,000	8,700,000
217	702205 00011	SEPEDA MOTOR R3	KAISAR	TRISEDA (RODA 3)	2006	1.000	8,600,000	8,600,000
218	702205 00011	SEPEDA MOTOR R3	KAISAR	TRISEDA (RODA 3)	2005	1.000	8,000,000	8,000,000
219	702205 00011	SEPEDA MOTOR R3	KAISAR	TRISEDA (RODA 3)	2004	1.000	7,400,000	7,400,000
220	702205 00011	SEPEDA MOTOR R3	KAISAR	TRISEDA (RODA 3)	2003	1.000	7,000,000	7,000,000
221	702208 00001	SEPEDA MOTOR R3	KANCIL	KANCIL (RODA 3)	2005	1.000	24,600,000	24,600,000
222	702208 00001	SEPEDA MOTOR R3	KANCIL	KANCIL (RODA 3)	2004	1.000	23,800,000	23,800,000
223	702208 00001	SEPEDA MOTOR R3	KANCIL	KANCIL (RODA 3)	2003	1.000	22,900,000	22,900,000
224	702218 00008	SEPEDA MOTOR R3	KOKOHFU	LX 150 ZH-2 (RODA 3)	2015	1.000	11,600,000	11,600,000
225	702218 00008	SEPEDA MOTOR R3	KOKOHFU	LX 150 ZH-2 (RODA 3)	2014	1.000	11,500,000	11,500,000
226	702218 00008	SEPEDA MOTOR R3	KOKOHFU	LX 150 ZH-2 (RODA 3)	2013	1.000	11,400,000	11,400,000
227	702218 00008	SEPEDA MOTOR R3	KOKOHFU	LX 150 ZH-2 (RODA 3)	2012	1.000	10,900,000	10,900,000
228	702218 00008	SEPEDA MOTOR R3	KOKOHFU	LX 150 ZH-2 (RODA 3)	2011	1.000	10,600,000	10,600,000
229	702218 00008	SEPEDA MOTOR R3	KOKOHFU	LX 150 ZH-2 (RODA 3)	2010	1.000	10,100,000	10,100,000
230	702218 00008	SEPEDA MOTOR R3	KOKOHFU	LX 150 ZH-2 (RODA 3)	2009	1.000	9,600,000	9,600,000
231	702218 00008	SEPEDA MOTOR R3	KOKOHFU	LX 150 ZH-2 (RODA 3)	2008	1.000	8,800,000	8,800,000
232	702218 00008	SEPEDA MOTOR R3	KOKOHFU	LX 150 ZH-2 (RODA 3)	2007	1.000	8,700,000	8,700,000
233	702218 00008	SEPEDA MOTOR R3	KOKOHFU	LX 150 ZH-2 (RODA 3)	2006	1.000	8,600,000	8,600,000
234	702218 00008	SEPEDA MOTOR R3	KOKOHFU	LX 150 ZH-2 (RODA 3)	2005	1.000	8,000,000	8,000,000
235	702218 00008	SEPEDA MOTOR R3	KOKOHFU	LX 150 ZH-2 (RODA 3)	2004	1.000	7,400,000	7,400,000
236	702223 00001	SEPEDA MOTOR R3	KUTAMA	7YP-150 (RODA 3)	2004	1.000	7,400,000	7,400,000
237	702223 00001	SEPEDA MOTOR R3	KUTAMA	7YP-150 (RODA 3)	2003	1.000	6,600,000	6,600,000
238	702235 00007	SEPEDA MOTOR R3	LONCIN	LX 150 (RODA 3)	2015	1.000	11,600,000	11,600,000
239	702235 00007	SEPEDA MOTOR R3	LONCIN	LX 150 (RODA 3)	2014	1.000	11,500,000	11,500,000
240	702235 00007	SEPEDA MOTOR R3	LONCIN	LX 150 (RODA 3)	2013	1.000	11,400,000	11,400,000
241	702235 00007	SEPEDA MOTOR R3	LONCIN	LX 150 (RODA 3)	2012	1.000	10,900,000	10,900,000
242	702235 00007	SEPEDA MOTOR R3	LONCIN	LX 150 (RODA 3)	2011	1.000	10,600,000	10,600,000
243	702235 00007	SEPEDA MOTOR R3	LONCIN	LX 150 (RODA 3)	2010	1.000	10,100,000	10,100,000
244	702235 00007	SEPEDA MOTOR R3	LONCIN	LX 150 (RODA 3)	2009	1.000	9,600,000	9,600,000
245	702235 00007	SEPEDA MOTOR R3	LONCIN	LX 150 (RODA 3)	2008	1.000	8,800,000	8,800,000
246	702235 00007	SEPEDA MOTOR R3	LONCIN	LX 150 (RODA 3)	2007	1.000	8,700,000	8,700,000
247	702235 00007	SEPEDA MOTOR R3	LONCIN	LX 150 (RODA 3)	2006	1.000	8,600,000	8,600,000
248	702235 00007	SEPEDA MOTOR R3	LONCIN	LX 150 (RODA 3)	2005	1.000	8,000,000	8,000,000
249	702235 00007	SEPEDA MOTOR R3	LONCIN	LX 150 (RODA 3)	2004	1.000	7,400,000	7,400,000
250	702264 00012	SEPEDA MOTOR R3	MOCIN	RT200 (RODA 3)	2015	1.000	12,300,000	12,300,000
251	702264 00012	SEPEDA MOTOR R3	MOCIN	RT200 (RODA 3)	2014	1.000	12,200,000	12,200,000
252	702264 00012	SEPEDA MOTOR R3	MOCIN	RT200 (RODA 3)	2013	1.000	12,100,000	12,100,000
253	702264 00012	SEPEDA MOTOR R3	MOCIN	RT200 (RODA 3)	2012	1.000	11,600,000	11,600,000
254	702264 00012	SEPEDA MOTOR R3	MOCIN	RT200 (RODA 3)	2011	1.000	11,200,000	11,200,000
255	702264 00012	SEPEDA MOTOR R3	MOCIN	RT200 (RODA 3)	2010	1.000	10,700,000	10,700,000
256	702264 00012	SEPEDA MOTOR R3	MOCIN	RT200 (RODA 3)	2009	1.000	10,400,000	10,400,000
257	702264 00012	SEPEDA MOTOR R3	MOCIN	RT200 (RODA 3)	2008	1.000	9,800,000	9,800,000
258	702264 00012	SEPEDA MOTOR R3	MOCIN	RT200 (RODA 3)	2007	1.000	9,700,000	9,700,000
259	702264 00012	SEPEDA MOTOR R3	MOCIN	RT200 (RODA 3)	2006	1.000	9,600,000	9,600,000
260	702267 00008	SEPEDA MOTOR R3	MORINA	DJ150ZH-2 (APOLLO150)	2015	1.000	11,600,000	11,600,000
261	702267 00008	SEPEDA MOTOR R3	MORINA	DJ150ZH-2 (APOLLO150)	2014	1.000	11,500,000	11,500,000
262	702267 00008	SEPEDA MOTOR R3	MORINA	DJ150ZH-2 (APOLLO150)	2013	1.000	11,400,000	11,400,000
263	702267 00008	SEPEDA MOTOR R3	MORINA	DJ150ZH-2 (APOLLO150)	2012	1.000	10,900,000	10,900,000
264	702267 00008	SEPEDA MOTOR R3	MORINA	DJ150ZH-2 (APOLLO150)	2011	1.000	10,600,000	10,600,000
265	702267 00008	SEPEDA MOTOR R3	MORINA	DJ150ZH-2 (APOLLO150)	2010	1.000	10,100,000	10,100,000
266	702267 00008	SEPEDA MOTOR R3	MORINA	DJ150ZH-2 (APOLLO150)	2009	1.000	9,600,000	9,600,000

NO	KODING	JENIS	MEREK	TIPE	TH BUAT	BOBOT	NJKB	DP PKB
1	2	3	4	5	6	7	8	9
267	702267 00008	SEPEDA MOTOR R3	MORINA	DJ150ZH-2 (APOLLO150)	2008	1.000	8,800,000	8,800,000
268	702267 00008	SEPEDA MOTOR R3	MORINA	DJ150ZH-2 (APOLLO150)	2007	1.000	8,700,000	8,700,000
269	702280 00022	SEPEDA MOTOR R3	NASHA	NSR 310 A / 100CC (RODA 3)	2015	1.000	9,700,000	9,700,000
270	702280 00022	SEPEDA MOTOR R3	NASHA	NSR 310 A / 100CC (RODA 3)	2014	1.000	9,600,000	9,600,000
271	702280 00022	SEPEDA MOTOR R3	NASHA	NSR 310 A / 100CC (RODA 3)	2013	1.000	9,500,000	9,500,000
272	702280 00022	SEPEDA MOTOR R3	NASHA	NSR 310 A / 100CC (RODA 3)	2012	1.000	9,000,000	9,000,000
273	702280 00022	SEPEDA MOTOR R3	NASHA	NSR 310 A / 100CC (RODA 3)	2011	1.000	8,800,000	8,800,000
274	702280 00022	SEPEDA MOTOR R3	NASHA	NSR 310 A / 100CC (RODA 3)	2010	1.000	8,500,000	8,500,000
275	702280 00022	SEPEDA MOTOR R3	NASHA	NSR 310 A / 100CC (RODA 3)	2009	1.000	8,200,000	8,200,000
276	702280 00022	SEPEDA MOTOR R3	NASHA	NSR 310 A / 100CC (RODA 3)	2008	1.000	7,600,000	7,600,000
277	702280 00022	SEPEDA MOTOR R3	NASHA	NSR 310 A / 100CC (RODA 3)	2007	1.000	7,500,000	7,500,000
278	702280 00022	SEPEDA MOTOR R3	NASHA	NSR 310 A / 100CC (RODA 3)	2006	1.000	7,400,000	7,400,000
279	702280 00022	SEPEDA MOTOR R3	NASHA	NSR 310 A / 100CC (RODA 3)	2005	1.000	6,800,000	6,800,000
280	702280 00022	SEPEDA MOTOR R3	NASHA	NSR 310 A / 100CC (RODA 3)	2004	1.000	6,600,000	6,600,000
281	702280 00023	SEPEDA MOTOR R3	NASHA	NSR 315 A / 150CC (RODA 3)	2015	1.000	11,600,000	11,600,000
282	702280 00023	SEPEDA MOTOR R3	NASHA	NSR 315 A / 150CC (RODA 3)	2014	1.000	11,500,000	11,500,000
283	702280 00023	SEPEDA MOTOR R3	NASHA	NSR 315 A / 150CC (RODA 3)	2013	1.000	11,400,000	11,400,000
284	702280 00023	SEPEDA MOTOR R3	NASHA	NSR 315 A / 150CC (RODA 3)	2012	1.000	10,900,000	10,900,000
285	702280 00023	SEPEDA MOTOR R3	NASHA	NSR 315 A / 150CC (RODA 3)	2011	1.000	10,600,000	10,600,000
286	702280 00023	SEPEDA MOTOR R3	NASHA	NSR 315 A / 150CC (RODA 3)	2010	1.000	10,100,000	10,100,000
287	702280 00023	SEPEDA MOTOR R3	NASHA	NSR 315 A / 150CC (RODA 3)	2009	1.000	9,600,000	9,600,000
288	702280 00023	SEPEDA MOTOR R3	NASHA	NSR 315 A / 150CC (RODA 3)	2008	1.000	8,800,000	8,800,000
289	702280 00023	SEPEDA MOTOR R3	NASHA	NSR 315 A / 150CC (RODA 3)	2007	1.000	8,700,000	8,700,000
290	702280 00023	SEPEDA MOTOR R3	NASHA	NSR 315 A / 150CC (RODA 3)	2006	1.000	8,600,000	8,600,000
291	702280 00023	SEPEDA MOTOR R3	NASHA	NSR 315 A / 150CC (RODA 3)	2005	1.000	8,000,000	8,000,000
292	702280 00023	SEPEDA MOTOR R3	NASHA	NSR 315 A / 150CC (RODA 3)	2004	1.000	7,400,000	7,400,000
293	702280 00024	SEPEDA MOTOR R3	NASHA	NSR 320 A (200CC)	2015	1.000	12,300,000	12,300,000
294	702280 00024	SEPEDA MOTOR R3	NASHA	NSR 320 A (200CC)	2014	1.000	12,200,000	12,200,000
295	702280 00024	SEPEDA MOTOR R3	NASHA	NSR 320 A (200CC)	2013	1.000	12,100,000	12,100,000
296	702280 00024	SEPEDA MOTOR R3	NASHA	NSR 320 A (200CC)	2012	1.000	11,600,000	11,600,000
297	702280 00024	SEPEDA MOTOR R3	NASHA	NSR 320 A (200CC)	2011	1.000	11,200,000	11,200,000
298	702280 00024	SEPEDA MOTOR R3	NASHA	NSR 320 A (200CC)	2010	1.000	10,700,000	10,700,000
299	702280 00024	SEPEDA MOTOR R3	NASHA	NSR 320 A (200CC)	2009	1.000	10,400,000	10,400,000
300	702280 00024	SEPEDA MOTOR R3	NASHA	NSR 320 A (200CC)	2008	1.000	9,800,000	9,800,000
301	702280 00024	SEPEDA MOTOR R3	NASHA	NSR 320 A (200CC)	2007	1.000	9,700,000	9,700,000
302	702301 00068	SEPEDA MOTOR R3	PIAGGIO	DELIVERY VAN (RODA 3)	2004	1.000	14,900,000	14,900,000
303	702301 00068	SEPEDA MOTOR R3	PIAGGIO	DELIVERY VAN (RODA 3)	2003	1.000	14,500,000	14,500,000
304	702301 00069	SEPEDA MOTOR R3	PIAGGIO	PICK UP VAN (RODA 3)	2004	1.000	14,300,000	14,300,000
305	702301 00069	SEPEDA MOTOR R3	PIAGGIO	PICK UP VAN (RODA 3)	2003	1.000	14,000,000	14,000,000
306	702327 00035	SEPEDA MOTOR R3	SANEX	SR-3 (RODA 3)	2015	1.000	10,500,000	10,500,000
307	702327 00035	SEPEDA MOTOR R3	SANEX	SR-3 (RODA 3)	2014	1.000	10,400,000	10,400,000
308	702327 00035	SEPEDA MOTOR R3	SANEX	SR-3 (RODA 3)	2013	1.000	10,300,000	10,300,000
309	702327 00035	SEPEDA MOTOR R3	SANEX	SR-3 (RODA 3)	2012	1.000	9,800,000	9,800,000
310	702327 00035	SEPEDA MOTOR R3	SANEX	SR-3 (RODA 3)	2011	1.000	9,500,000	9,500,000
311	702327 00035	SEPEDA MOTOR R3	SANEX	SR-3 (RODA 3)	2010	1.000	9,100,000	9,100,000
312	702327 00035	SEPEDA MOTOR R3	SANEX	SR-3 (RODA 3)	2009	1.000	8,700,000	8,700,000
313	702327 00035	SEPEDA MOTOR R3	SANEX	SR-3 (RODA 3)	2008	1.000	8,000,000	8,000,000
314	702327 00035	SEPEDA MOTOR R3	SANEX	SR-3 (RODA 3)	2007	1.000	7,900,000	7,900,000
315	702327 00035	SEPEDA MOTOR R3	SANEX	SR-3 (RODA 3)	2006	1.000	7,800,000	7,800,000
316	702327 00035	SEPEDA MOTOR R3	SANEX	SR-3 (RODA 3)	2005	1.000	7,600,000	7,600,000
317	702327 00035	SEPEDA MOTOR R3	SANEX	SR-3 (RODA 3)	2004	1.000	7,200,000	7,200,000
318	702340 00005	SEPEDA MOTOR R3	SHIFENG	7 Y - 750 (RODA 3)	2001	1.000	17,500,000	17,500,000
319	702368 00009	SEPEDA MOTOR R3	TAJIMA	320 CP 260 (RODA 3)	2004	1.000	6,600,000	6,600,000
320	702368 00009	SEPEDA MOTOR R3	TAJIMA	320 CP 260 (RODA 3)	2003	1.000	5,900,000	5,900,000
321	702368 00009	SEPEDA MOTOR R3	TAJIMA	320 CP 260 (RODA 3)	2002	1.000	5,600,000	5,600,000
322	702368 00009	SEPEDA MOTOR R3	TAJIMA	320 CP 260 (RODA 3)	2001	1.000	4,800,000	4,800,000
323	702379 00056	SEPEDA MOTOR R3	TOSSA	HERCULES TSZ 150-2 (RODA 3)	2015	1.000	13,400,000	13,400,000
324	702379 00056	SEPEDA MOTOR R3	TOSSA	HERCULES TSZ 150-2 (RODA 3)	2014	1.000	13,100,000	13,100,000
325	702379 00056	SEPEDA MOTOR R3	TOSSA	HERCULES TSZ 150-2 (RODA 3)	2013	1.000	11,400,000	11,400,000
326	702379 00056	SEPEDA MOTOR R3	TOSSA	HERCULES TSZ 150-2 (RODA 3)	2012	1.000	10,900,000	10,900,000
327	702379 00056	SEPEDA MOTOR R3	TOSSA	HERCULES TSZ 150-2 (RODA 3)	2011	1.000	10,600,000	10,600,000
328	702379 00056	SEPEDA MOTOR R3	TOSSA	HERCULES TSZ 150-2 (RODA 3)	2010	1.000	10,100,000	10,100,000
329	702379 00056	SEPEDA MOTOR R3	TOSSA	HERCULES TSZ 150-2 (RODA 3)	2009	1.000	9,600,000	9,600,000
330	702379 00056	SEPEDA MOTOR R3	TOSSA	HERCULES TSZ 150-2 (RODA 3)	2008	1.000	8,800,000	8,800,000
331	702379 00056	SEPEDA MOTOR R3	TOSSA	HERCULES TSZ 150-2 (RODA 3)	2007	1.000	8,700,000	8,700,000
332	702379 00056	SEPEDA MOTOR R3	TOSSA	HERCULES TSZ 150-2 (RODA 3)	2006	1.000	8,600,000	8,600,000
333	702379 00056	SEPEDA MOTOR R3	TOSSA	HERCULES TSZ 150-2 (RODA 3)	2005	1.000	8,000,000	8,000,000
334	702379 00056	SEPEDA MOTOR R3	TOSSA	HERCULES TSZ 150-2 (RODA 3)	2004	1.000	7,400,000	7,400,000
335	702379 00056	SEPEDA MOTOR R3	TOSSA	HERCULES TSZ 150-2 (RODA 3)	2003	1.000	7,000,000	7,000,000
336	702379 00056	SEPEDA MOTOR R3	TOSSA	HERCULES TSZ 150-2 (RODA 3)	2002	1.000	6,800,000	6,800,000
337	702379 00056	SEPEDA MOTOR R3	TOSSA	HERCULES TSZ 150-2 (RODA 3)	2001	1.000	6,600,000	6,600,000
338	702379 00057	SEPEDA MOTOR R3	TOSSA	NEW HERCULES XB	2012	1.000	13,400,000	13,400,000
339	702379 00058	SEPEDA MOTOR R3	TOSSA	NEW SPR HERCULES X3(OIL COOLER)	2012	1.000	14,400,000	14,400,000
340	702379 00059	SEPEDA MOTOR R3	TOSSA	PICO	2012	1.000	11,000,000	11,000,000
341	702379 00060	SEPEDA MOTOR R3	TOSSA	SAMSON TSZ 100-1 (RODA 3)	2015	1.000	9,700,000	9,700,000
342	702379 00060	SEPEDA MOTOR R3	TOSSA	SAMSON TSZ 100-1 (RODA 3)	2014	1.000	9,600,000	9,600,000
343	702379 00060	SEPEDA MOTOR R3	TOSSA	SAMSON TSZ 100-1 (RODA 3)	2013	1.000	9,500,000	9,500,000
344	702379 00060	SEPEDA MOTOR R3	TOSSA	SAMSON TSZ 100-1 (RODA 3)	2012	1.000	9,000,000	9,000,000
345	702379 00060	SEPEDA MOTOR R3	TOSSA	SAMSON TSZ 100-1 (RODA 3)	2011	1.000	8,800,000	8,800,000
346	702379 00060	SEPEDA MOTOR R3	TOSSA	SAMSON TSZ 100-1 (RODA 3)	2010	1.000	8,500,000	8,500,000
347	702379 00060	SEPEDA MOTOR R3	TOSSA	SAMSON TSZ 100-1 (RODA 3)	2009	1.000	8,200,000	8,200,000
348	702379 00060	SEPEDA MOTOR R3	TOSSA	SAMSON TSZ 100-1 (RODA 3)	2008	1.000	7,600,000	7,600,000
349	702379 00060	SEPEDA MOTOR R3	TOSSA	SAMSON TSZ 100-1 (RODA 3)	2007	1.000	7,500,000	7,500,000
350	702379 00060	SEPEDA MOTOR R3	TOSSA	SAMSON TSZ 100-1 (RODA 3)	2006	1.000	7,400,000	7,400,000
351	702379 00060	SEPEDA MOTOR R3	TOSSA	SAMSON TSZ 100-1 (RODA 3)	2005	1.000	6,800,000	6,800,000
352	702379 00060	SEPEDA MOTOR R3	TOSSA	SAMSON TSZ 100-1 (RODA 3)	2004	1.000	6,600,000	6,600,000
353	702379 00060	SEPEDA MOTOR R3	TOSSA	SAMSON TSZ 100-1 (RODA 3)	2003	1.000	5,900,000	5,900,000
354	702379 00060	SEPEDA MOTOR R3	TOSSA	SAMSON TSZ 100-1 (RODA 3)	2002	1.000	5,600,000	5,600,000
355	702379 00060	SEPEDA MOTOR R3	TOSSA	SAMSON TSZ 100-1 (RODA 3)	2001	1.000	4,800,000	4,800,000
356	702379 00061	SEPEDA MOTOR R3	TOSSA	SUPER HERCULES TSZ 200-2	2015	1.000	14,400,000	14,400,000

NO	KODING	JENIS	MEREK	TIPE	TH BUAT	BOBOT	NJKB	DP PKB
1	2	3	4	5	6	7	8	9
357	702379 00061	SEPEDA MOTOR R3	TOSSA	SUPER HERCULES TSZ 200-2	2014	1.000	13,900,000	13,900,000
358	702379 00061	SEPEDA MOTOR R3	TOSSA	SUPER HERCULES TSZ 200-2	2013	1.000	12,100,000	12,100,000
359	702379 00061	SEPEDA MOTOR R3	TOSSA	SUPER HERCULES TSZ 200-2	2012	1.000	11,600,000	11,600,000
360	702379 00061	SEPEDA MOTOR R3	TOSSA	SUPER HERCULES TSZ 200-2	2011	1.000	11,200,000	11,200,000
361	702379 00061	SEPEDA MOTOR R3	TOSSA	SUPER HERCULES TSZ 200-2	2010	1.000	10,700,000	10,700,000
362	702379 00061	SEPEDA MOTOR R3	TOSSA	SUPER HERCULES TSZ 200-2	2009	1.000	10,400,000	10,400,000
363	702379 00061	SEPEDA MOTOR R3	TOSSA	SUPER HERCULES TSZ 200-2	2008	1.000	9,800,000	9,800,000
364	702379 00061	SEPEDA MOTOR R3	TOSSA	SUPER HERCULES TSZ 200-2	2007	1.000	9,700,000	9,700,000
365	702379 00061	SEPEDA MOTOR R3	TOSSA	SUPER HERCULES TSZ 200-2	2006	1.000	9,600,000	9,600,000
366	702379 00061	SEPEDA MOTOR R3	TOSSA	SUPER HERCULES TSZ 200-2	2005	1.000	9,000,000	9,000,000
367	702379 00062	SEPEDA MOTOR R3	TOSSA	SUPER HERCULES TSZ 200-2 (200 CC)	2015	1.000	12,300,000	12,300,000
368	702379 00062	SEPEDA MOTOR R3	TOSSA	SUPER HERCULES TSZ 200-2 (200 CC)	2014	1.000	12,200,000	12,200,000
369	702379 00062	SEPEDA MOTOR R3	TOSSA	SUPER HERCULES TSZ 200-2 (200 CC)	2013	1.000	12,100,000	12,100,000
370	702379 00062	SEPEDA MOTOR R3	TOSSA	SUPER HERCULES TSZ 200-2 (200 CC)	2012	1.000	11,600,000	11,600,000
371	702379 00062	SEPEDA MOTOR R3	TOSSA	SUPER HERCULES TSZ 200-2 (200 CC)	2011	1.000	11,200,000	11,200,000
372	702379 00062	SEPEDA MOTOR R3	TOSSA	SUPER HERCULES TSZ 200-2 (200 CC)	2010	1.000	10,700,000	10,700,000
373	702379 00062	SEPEDA MOTOR R3	TOSSA	SUPER HERCULES TSZ 200-2 (200 CC)	2009	1.000	10,400,000	10,400,000
374	702379 00062	SEPEDA MOTOR R3	TOSSA	SUPER HERCULES TSZ 200-2 (200 CC)	2008	1.000	9,800,000	9,800,000
375	702379 00062	SEPEDA MOTOR R3	TOSSA	SUPER HERCULES TSZ 200-2 (200 CC)	2007	1.000	9,700,000	9,700,000
376	702379 00062	SEPEDA MOTOR R3	TOSSA	SUPER HERCULES TSZ 200-2 (200 CC)	2006	1.000	9,600,000	9,600,000
377	702379 00062	SEPEDA MOTOR R3	TOSSA	SUPER HERCULES TSZ 200-2 (200 CC)	2005	1.000	9,000,000	9,000,000
378	702379 00064	SEPEDA MOTOR R3	TOSSA	TSZ 110	2017	1.000	11,800,000	11,800,000
379	702379 00064	SEPEDA MOTOR R3	TOSSA	TSZ 110	2016	1.000	11,200,000	11,200,000
380	702379 00064	SEPEDA MOTOR R3	TOSSA	TSZ 110	2015	1.000	10,700,000	10,700,000
381	702379 00064	SEPEDA MOTOR R3	TOSSA	TSZ 110	2014	1.000	10,200,000	10,200,000
382	702379 00064	SEPEDA MOTOR R3	TOSSA	TSZ 110	2013	1.000	9,700,000	9,700,000
383	702379 00064	SEPEDA MOTOR R3	TOSSA	TSZ 110	2012	1.000	9,200,000	9,200,000
384	702379 00063	SEPEDA MOTOR R3	TOSSA	TSZ 250	2012	1.000	13,000,000	13,000,000
385	702396 00039	SEPEDA MOTOR R3	VIAR	KARYA 2 VR 200 3R	2019	1.000	21,600,000	21,600,000
386	702396 00039	SEPEDA MOTOR R3	VIAR	KARYA 2 VR 200 3R	2018	1.000	20,600,000	20,600,000
387	702396 00039	SEPEDA MOTOR R3	VIAR	KARYA 2 VR 200 3R	2016	1.000	18,600,000	18,600,000
388	702396 00039	SEPEDA MOTOR R3	VIAR	KARYA 2 VR 200 3R	2015	1.000	17,700,000	17,700,000
389	702396 00039	SEPEDA MOTOR R3	VIAR	KARYA 2 VR 200 3R	2014	1.000	16,900,000	16,900,000
390	702396 00039	SEPEDA MOTOR R3	VIAR	KARYA 2 VR 200 3R	2013	1.000	16,100,000	16,100,000
391	702396 00039	SEPEDA MOTOR R3	VIAR	KARYA 2 VR 200 3R	2012	1.000	15,300,000	15,300,000
392	702396 00039	SEPEDA MOTOR R3	VIAR	KARYA 2 VR 200 3R	2011	1.000	14,600,000	14,600,000
393	702396 00039	SEPEDA MOTOR R3	VIAR	KARYA 2 VR 200 3R	2010	1.000	13,900,000	13,900,000
394	702396 00039	SEPEDA MOTOR R3	VIAR	KARYA 2 VR 200 3R	2009	1.000	13,300,000	13,300,000
395	702396 00039	SEPEDA MOTOR R3	VIAR	KARYA 2 VR 200 3R	2008	1.000	12,700,000	12,700,000
396	702396 00040	SEPEDA MOTOR R3	VIAR	TN150 3R	2015	1.000	15,300,000	15,300,000
397	702396 00040	SEPEDA MOTOR R3	VIAR	TN150 3R	2014	1.000	14,600,000	14,600,000
398	702396 00040	SEPEDA MOTOR R3	VIAR	TN150 3R	2013	1.000	14,000,000	14,000,000
399	702396 00040	SEPEDA MOTOR R3	VIAR	TN150 3R	2012	1.000	13,300,000	13,300,000
400	702396 00040	SEPEDA MOTOR R3	VIAR	TN150 3R	2011	1.000	12,500,000	12,500,000
401	702396 00040	SEPEDA MOTOR R3	VIAR	TN150 3R	2010	1.000	10,100,000	10,100,000
402	702396 00040	SEPEDA MOTOR R3	VIAR	TN150 3R	2009	1.000	9,600,000	9,600,000
403	702396 00040	SEPEDA MOTOR R3	VIAR	TN150 3R	2008	1.000	8,800,000	8,800,000
404	702396 00040	SEPEDA MOTOR R3	VIAR	TN150 3R	2007	1.000	8,700,000	8,700,000
405	702396 00040	SEPEDA MOTOR R3	VIAR	TN150 3R	2006	1.000	8,600,000	8,600,000
406	702396 00041	SEPEDA MOTOR R3	VIAR	TN150 3X	2015	1.000	15,300,000	15,300,000
407	702396 00041	SEPEDA MOTOR R3	VIAR	TN150 3X	2014	1.000	14,600,000	14,600,000
408	702396 00041	SEPEDA MOTOR R3	VIAR	TN150 3X	2013	1.000	14,000,000	14,000,000
409	702396 00041	SEPEDA MOTOR R3	VIAR	TN150 3X	2012	1.000	13,300,000	13,300,000
410	702396 00041	SEPEDA MOTOR R3	VIAR	TN150 3X	2011	1.000	12,500,000	12,500,000
411	702396 00041	SEPEDA MOTOR R3	VIAR	TN150 3X	2010	1.000	10,100,000	10,100,000
412	702396 00041	SEPEDA MOTOR R3	VIAR	TN150 3X	2009	1.000	9,600,000	9,600,000
413	702396 00041	SEPEDA MOTOR R3	VIAR	TN150 3X	2008	1.000	8,800,000	8,800,000
414	702396 00041	SEPEDA MOTOR R3	VIAR	TN150 3X	2007	1.000	8,700,000	8,700,000
415	702396 00041	SEPEDA MOTOR R3	VIAR	TN150 3X	2006	1.000	8,600,000	8,600,000
416	702396 00042	SEPEDA MOTOR R3	VIAR	V 10 R	2018	1.000	12,800,000	12,800,000
417	702396 00042	SEPEDA MOTOR R3	VIAR	V 10 R	2017	1.000	12,600,000	12,600,000
418	702396 00069	SEPEDA MOTOR R3	VIAR	V 10 R M/T	2019	1.000	16,200,000	16,200,000
419	702396 00043	SEPEDA MOTOR R3	VIAR	V 12 X	2018	1.000	12,800,000	12,800,000
420	702396 00070	SEPEDA MOTOR R3	VIAR	V 12 X M/T	2019	1.000	17,000,000	17,000,000
421	702396 00044	SEPEDA MOTOR R3	VIAR	V 15 R	2018	1.000	14,800,000	14,800,000
422	702396 00044	SEPEDA MOTOR R3	VIAR	V 15 R	2017	1.000	14,600,000	14,600,000
423	702396 00044	SEPEDA MOTOR R3	VIAR	V 15 R	2016	1.000	14,400,000	14,400,000
424	702396 00044	SEPEDA MOTOR R3	VIAR	V 15 R	2015	1.000	14,200,000	14,200,000
425	702396 00044	SEPEDA MOTOR R3	VIAR	V 15 R	2014	1.000	14,000,000	14,000,000
426	702396 00044	SEPEDA MOTOR R3	VIAR	V 15 R	2013	1.000	13,800,000	13,800,000
427	702396 00045	SEPEDA MOTOR R3	VIAR	V 15 RL	2018	1.000	14,800,000	14,800,000
428	702396 00045	SEPEDA MOTOR R3	VIAR	V 15 RL	2017	1.000	14,600,000	14,600,000
429	702396 00045	SEPEDA MOTOR R3	VIAR	V 15 RL	2016	1.000	14,400,000	14,400,000
430	702396 00045	SEPEDA MOTOR R3	VIAR	V 15 RL	2015	1.000	14,200,000	14,200,000
431	702396 00045	SEPEDA MOTOR R3	VIAR	V 15 RL	2014	1.000	14,000,000	14,000,000
432	702396 00045	SEPEDA MOTOR R3	VIAR	V 15 RL	2013	1.000	13,800,000	13,800,000
433	702396 00072	SEPEDA MOTOR R3	VIAR	V 15 RL M/T	2019	1.000	18,900,000	18,900,000
434	702396 00071	SEPEDA MOTOR R3	VIAR	V 15 R M/T	2019	1.000	18,400,000	18,400,000
435	702396 00046	SEPEDA MOTOR R3	VIAR	V 20	2013	1.000	12,100,000	12,100,000
436	702396 00047	SEPEDA MOTOR R3	VIAR	V 20 R	2018	1.000	16,400,000	16,400,000
437	702396 00047	SEPEDA MOTOR R3	VIAR	V 20 R	2017	1.000	16,100,000	16,100,000
438	702396 00048	SEPEDA MOTOR R3	VIAR	V 20 RL	2018	1.000	16,400,000	16,400,000
439	702396 00048	SEPEDA MOTOR R3	VIAR	V 20 RL	2017	1.000	16,100,000	16,100,000
440	702396 00048	SEPEDA MOTOR R3	VIAR	V 20 RL	2016	1.000	15,800,000	15,800,000
441	702396 00048	SEPEDA MOTOR R3	VIAR	V 20 RL	2015	1.000	15,500,000	15,500,000
442	702396 00048	SEPEDA MOTOR R3	VIAR	V 20 RL	2014	1.000	15,200,000	15,200,000
443	702396 00048	SEPEDA MOTOR R3	VIAR	V 20 RL	2013	1.000	14,900,000	14,900,000
444	702396 00074	SEPEDA MOTOR R3	VIAR	V 20 RL M/T	2019	1.000	20,600,000	20,600,000
445	702396 00073	SEPEDA MOTOR R3	VIAR	V 20 R M/T	2019	1.000	20,300,000	20,300,000
446	702396 00049	SEPEDA MOTOR R3	VIAR	V 30 R	2018	1.000	19,500,000	19,500,000

NO	KODING	JENIS	MEREK	TIPE	TH BUAT	BOBOT	NJKB	DP PKB
1	2	3	4	5	6	7	8	9
447	702396 00049	SEPEDA MOTOR R3	VIAR	V 30 R	2017	1.000	19,200,000	19,200,000
448	702396 00075	SEPEDA MOTOR R3	VIAR	V 30 R M/T	2019	1.000	21,000,000	21,000,000
449	702396 00076	SEPEDA MOTOR R3	VIAR	VIAR / V 25 X M/T	2019	1.000	16,200,000	16,200,000
450	702396 00050	SEPEDA MOTOR R3	VIAR	VR 150 3R	2019	1.000	19,900,000	19,900,000
451	702396 00050	SEPEDA MOTOR R3	VIAR	VR 150 3R	2018	1.000	19,000,000	19,000,000
452	702396 00050	SEPEDA MOTOR R3	VIAR	VR 150 3R	2016	1.000	17,100,000	17,100,000
453	702396 00050	SEPEDA MOTOR R3	VIAR	VR 150 3R	2015	1.000	16,300,000	16,300,000
454	702396 00050	SEPEDA MOTOR R3	VIAR	VR 150 3R	2014	1.000	15,500,000	15,500,000
455	702396 00050	SEPEDA MOTOR R3	VIAR	VR 150 3R	2013	1.000	14,800,000	14,800,000
456	702396 00050	SEPEDA MOTOR R3	VIAR	VR 150 3R	2012	1.000	14,100,000	14,100,000
457	702396 00050	SEPEDA MOTOR R3	VIAR	VR 150 3R	2011	1.000	13,400,000	13,400,000
458	702396 00050	SEPEDA MOTOR R3	VIAR	VR 150 3R	2010	1.000	12,800,000	12,800,000
459	702396 00050	SEPEDA MOTOR R3	VIAR	VR 150 3R	2009	1.000	12,200,000	12,200,000
460	702396 00050	SEPEDA MOTOR R3	VIAR	VR 150 3R	2008	1.000	11,600,000	11,600,000
461	702396 00050	SEPEDA MOTOR R3	VIAR	VR 150 3R	2007	1.000	11,100,000	11,100,000
462	702396 00051	SEPEDA MOTOR R3	VIAR	VR 150 3X	2019	1.000	19,900,000	19,900,000
463	702396 00051	SEPEDA MOTOR R3	VIAR	VR 150 3X	2018	1.000	19,000,000	19,000,000
464	702396 00051	SEPEDA MOTOR R3	VIAR	VR 150 3X	2015	1.000	16,200,000	16,200,000
465	702396 00051	SEPEDA MOTOR R3	VIAR	VR 150 3X	2014	1.000	15,400,000	15,400,000
466	702396 00051	SEPEDA MOTOR R3	VIAR	VR 150 3X	2013	1.000	14,700,000	14,700,000
467	702396 00051	SEPEDA MOTOR R3	VIAR	VR 150 3X	2012	1.000	14,000,000	14,000,000
468	702396 00051	SEPEDA MOTOR R3	VIAR	VR 150 3X	2011	1.000	13,300,000	13,300,000
469	702396 00051	SEPEDA MOTOR R3	VIAR	VR 150 3X	2010	1.000	12,700,000	12,700,000
470	702396 00051	SEPEDA MOTOR R3	VIAR	VR 150 3X	2009	1.000	12,100,000	12,100,000
471	702396 00051	SEPEDA MOTOR R3	VIAR	VR 150 3X	2008	1.000	11,500,000	11,500,000
472	702396 00051	SEPEDA MOTOR R3	VIAR	VR 150 3X	2007	1.000	11,000,000	11,000,000
473	702396 00051	SEPEDA MOTOR R3	VIAR	VR 150 3X	2006	1.000	10,500,000	10,500,000
474	702396 00052	SEPEDA MOTOR R3	VIAR	VR 150 JR	2015	1.000	15,300,000	15,300,000
475	702396 00052	SEPEDA MOTOR R3	VIAR	VR 150 JR	2014	1.000	14,600,000	14,600,000
476	702396 00052	SEPEDA MOTOR R3	VIAR	VR 150 JR	2013	1.000	14,000,000	14,000,000
477	702396 00052	SEPEDA MOTOR R3	VIAR	VR 150 JR	2012	1.000	13,300,000	13,300,000
478	702396 00052	SEPEDA MOTOR R3	VIAR	VR 150 JR	2011	1.000	12,500,000	12,500,000
479	702396 00052	SEPEDA MOTOR R3	VIAR	VR 150 JR	2010	1.000	10,100,000	10,100,000
480	702396 00052	SEPEDA MOTOR R3	VIAR	VR 150 JR	2009	1.000	9,600,000	9,600,000
481	702396 00052	SEPEDA MOTOR R3	VIAR	VR 150 JR	2008	1.000	8,800,000	8,800,000
482	702396 00052	SEPEDA MOTOR R3	VIAR	VR 150 JR	2007	1.000	8,700,000	8,700,000
483	702396 00052	SEPEDA MOTOR R3	VIAR	VR 150 JR	2006	1.000	8,600,000	8,600,000
484	702396 00053	SEPEDA MOTOR R3	VIAR	VR 200 3R	2017	1.000	13,100,000	13,100,000
485	702398 00010	SEPEDA MOTOR R3	VIVA	GRAND SAMSON SUPER M/T	2019	1.000	6,000,000	6,000,000
486	702398 00010	SEPEDA MOTOR R3	VIVA	GRAND SAMSON SUPER M/T	2018	1.000	5,700,000	5,700,000
487	702398 00010	SEPEDA MOTOR R3	VIVA	GRAND SAMSON SUPER M/T	2017	1.000	5,500,000	5,500,000
488	702398 00011	SEPEDA MOTOR R3	VIVA	NEW GRAND SAMSON SUPER M/T	2019	1.000	6,500,000	6,500,000
489	702398 00011	SEPEDA MOTOR R3	VIVA	NEW GRAND SAMSON SUPER M/T	2018	1.000	6,200,000	6,200,000
490	702398 00012	SEPEDA MOTOR R3	VIVA	NEW SAMSON	2019	1.000	3,700,000	3,700,000
491	702398 00012	SEPEDA MOTOR R3	VIVA	NEW SAMSON	2018	1.000	3,600,000	3,600,000
492	702398 00012	SEPEDA MOTOR R3	VIVA	NEW SAMSON	2017	1.000	3,500,000	3,500,000
493	702398 00012	SEPEDA MOTOR R3	VIVA	NEW SAMSON	2016	1.000	3,400,000	3,400,000
494	702398 00012	SEPEDA MOTOR R3	VIVA	NEW SAMSON	2015	1.000	3,300,000	3,300,000
495	702398 00012	SEPEDA MOTOR R3	VIVA	NEW SAMSON	2014	1.000	3,200,000	3,200,000
496	702398 00012	SEPEDA MOTOR R3	VIVA	NEW SAMSON	2013	1.000	3,100,000	3,100,000
497	702398 00012	SEPEDA MOTOR R3	VIVA	NEW SAMSON	2012	1.000	3,000,000	3,000,000
498	702398 00012	SEPEDA MOTOR R3	VIVA	NEW SAMSON	2011	1.000	2,900,000	2,900,000
499	702398 00012	SEPEDA MOTOR R3	VIVA	NEW SAMSON	2010	1.000	2,800,000	2,800,000
500	702398 00012	SEPEDA MOTOR R3	VIVA	NEW SAMSON	2009	1.000	2,700,000	2,700,000
501	702398 00012	SEPEDA MOTOR R3	VIVA	NEW SAMSON	2008	1.000	2,600,000	2,600,000
502	702398 00012	SEPEDA MOTOR R3	VIVA	NEW SAMSON	2007	1.000	2,500,000	2,500,000
503	702398 00012	SEPEDA MOTOR R3	VIVA	NEW SAMSON	2006	1.000	2,400,000	2,400,000
504	702398 00012	SEPEDA MOTOR R3	VIVA	NEW SAMSON	2005	1.000	2,300,000	2,300,000
505	702398 00013	SEPEDA MOTOR R3	VIVA	SAMSON LAKSAMANA	2019	1.000	5,500,000	5,500,000
506	702398 00013	SEPEDA MOTOR R3	VIVA	SAMSON LAKSAMANA	2018	1.000	5,300,000	5,300,000
507	702398 00013	SEPEDA MOTOR R3	VIVA	SAMSON LAKSAMANA	2017	1.000	5,100,000	5,100,000
508	702398 00013	SEPEDA MOTOR R3	VIVA	SAMSON LAKSAMANA	2016	1.000	4,900,000	4,900,000
509	702398 00013	SEPEDA MOTOR R3	VIVA	SAMSON LAKSAMANA	2015	1.000	4,700,000	4,700,000
510	702398 00013	SEPEDA MOTOR R3	VIVA	SAMSON LAKSAMANA	2014	1.000	4,500,000	4,500,000
511	702398 00013	SEPEDA MOTOR R3	VIVA	SAMSON LAKSAMANA	2013	1.000	4,300,000	4,300,000
512	702398 00013	SEPEDA MOTOR R3	VIVA	SAMSON LAKSAMANA	2012	1.000	4,100,000	4,100,000
513	702398 00013	SEPEDA MOTOR R3	VIVA	SAMSON LAKSAMANA	2011	1.000	3,900,000	3,900,000
514	702398 00013	SEPEDA MOTOR R3	VIVA	SAMSON LAKSAMANA	2010	1.000	3,800,000	3,800,000
515	702398 00013	SEPEDA MOTOR R3	VIVA	SAMSON LAKSAMANA	2009	1.000	3,700,000	3,700,000
516	702398 00013	SEPEDA MOTOR R3	VIVA	SAMSON LAKSAMANA	2008	1.000	3,600,000	3,600,000
517	702398 00013	SEPEDA MOTOR R3	VIVA	SAMSON LAKSAMANA	2007	1.000	3,500,000	3,500,000
518	702398 00013	SEPEDA MOTOR R3	VIVA	SAMSON LAKSAMANA	2006	1.000	3,400,000	3,400,000
519	702398 00014	SEPEDA MOTOR R3	VIVA	SAMSON SUPER	2019	1.000	6,000,000	6,000,000
520	702398 00014	SEPEDA MOTOR R3	VIVA	SAMSON SUPER	2018	1.000	5,700,000	5,700,000
521	702398 00014	SEPEDA MOTOR R3	VIVA	SAMSON SUPER	2017	1.000	5,500,000	5,500,000
522	702398 00014	SEPEDA MOTOR R3	VIVA	SAMSON SUPER	2016	1.000	5,300,000	5,300,000
523	702398 00014	SEPEDA MOTOR R3	VIVA	SAMSON SUPER	2015	1.000	5,100,000	5,100,000
524	702398 00014	SEPEDA MOTOR R3	VIVA	SAMSON SUPER	2014	1.000	4,900,000	4,900,000
525	702398 00014	SEPEDA MOTOR R3	VIVA	SAMSON SUPER	2013	1.000	4,700,000	4,700,000
526	702398 00014	SEPEDA MOTOR R3	VIVA	SAMSON SUPER	2012	1.000	4,500,000	4,500,000
527	702398 00014	SEPEDA MOTOR R3	VIVA	SAMSON SUPER	2011	1.000	4,300,000	4,300,000
528	702398 00014	SEPEDA MOTOR R3	VIVA	SAMSON SUPER	2010	1.000	4,100,000	4,100,000
529	702398 00014	SEPEDA MOTOR R3	VIVA	SAMSON SUPER	2009	1.000	3,900,000	3,900,000
530	702398 00014	SEPEDA MOTOR R3	VIVA	SAMSON SUPER	2008	1.000	3,800,000	3,800,000
531	702398 00014	SEPEDA MOTOR R3	VIVA	SAMSON SUPER	2007	1.000	3,700,000	3,700,000
532	702398 00014	SEPEDA MOTOR R3	VIVA	SAMSON SUPER	2006	1.000	3,600,000	3,600,000
533	702398 00015	SEPEDA MOTOR R3	VIVA	SAMSON SUPER M/T	2019	1.000	6,000,000	6,000,000
534	702398 00015	SEPEDA MOTOR R3	VIVA	SAMSON SUPER M/T	2018	1.000	5,700,000	5,700,000
535	702399 00002	SEPEDA MOTOR R3	VIVAMAS	NEW SAMSON (RODA 3)	2008	1.000	7,600,000	7,600,000
536	702399 00002	SEPEDA MOTOR R3	VIVAMAS	NEW SAMSON (RODA 3)	2007	1.000	7,500,000	7,500,000

NO	KODING	JENIS	MEREK	TIPE	TH BUAT	BOBOT	NJKB	DP PKB
1	2	3	4	5	6	7	8	9
537	702399 00002	SEPEDA MOTOR R3	VIVAMAS	NEW SAMSON (RODA 3)	2006	1.000	7,400,000	7,400,000
538	702399 00002	SEPEDA MOTOR R3	VIVAMAS	NEW SAMSON (RODA 3)	2005	1.000	6,800,000	6,800,000
539	702399 00002	SEPEDA MOTOR R3	VIVAMAS	NEW SAMSON (RODA 3)	2004	1.000	6,600,000	6,600,000
540	702399 00002	SEPEDA MOTOR R3	VIVAMAS	NEW SAMSON (RODA 3)	2003	1.000	5,900,000	5,900,000
541	702399 00002	SEPEDA MOTOR R3	VIVAMAS	NEW SAMSON (RODA 3)	2002	1.000	5,600,000	5,600,000
542	702399 00004	SEPEDA MOTOR R3	VIVAMAS	SAMSON LAKSANA (RODA 3)	2008	1.000	8,800,000	8,800,000
543	702399 00004	SEPEDA MOTOR R3	VIVAMAS	SAMSON LAKSANA (RODA 3)	2007	1.000	8,700,000	8,700,000
544	702399 00004	SEPEDA MOTOR R3	VIVAMAS	SAMSON LAKSANA (RODA 3)	2006	1.000	8,600,000	8,600,000
545	702399 00004	SEPEDA MOTOR R3	VIVAMAS	SAMSON LAKSANA (RODA 3)	2005	1.000	8,000,000	8,000,000
546	702399 00004	SEPEDA MOTOR R3	VIVAMAS	SAMSON LAKSANA (RODA 3)	2004	1.000	7,400,000	7,400,000
547	702399 00004	SEPEDA MOTOR R3	VIVAMAS	SAMSON LAKSANA (RODA 3)	2003	1.000	7,000,000	7,000,000
548	702399 00003	SEPEDA MOTOR R3	VIVAMAS	SAMSON (RODA 3)	2015	1.000	9,700,000	9,700,000
549	702399 00003	SEPEDA MOTOR R3	VIVAMAS	SAMSON (RODA 3)	2014	1.000	9,600,000	9,600,000
550	702399 00003	SEPEDA MOTOR R3	VIVAMAS	SAMSON (RODA 3)	2013	1.000	9,500,000	9,500,000
551	702399 00003	SEPEDA MOTOR R3	VIVAMAS	SAMSON (RODA 3)	2012	1.000	9,000,000	9,000,000
552	702399 00003	SEPEDA MOTOR R3	VIVAMAS	SAMSON (RODA 3)	2011	1.000	8,800,000	8,800,000
553	702399 00003	SEPEDA MOTOR R3	VIVAMAS	SAMSON (RODA 3)	2010	1.000	8,500,000	8,500,000
554	702399 00003	SEPEDA MOTOR R3	VIVAMAS	SAMSON (RODA 3)	2009	1.000	8,200,000	8,200,000
555	702399 00003	SEPEDA MOTOR R3	VIVAMAS	SAMSON (RODA 3)	2008	1.000	7,600,000	7,600,000
556	702399 00003	SEPEDA MOTOR R3	VIVAMAS	SAMSON (RODA 3)	2007	1.000	7,500,000	7,500,000
557	702399 00003	SEPEDA MOTOR R3	VIVAMAS	SAMSON (RODA 3)	2006	1.000	7,400,000	7,400,000
558	702399 00003	SEPEDA MOTOR R3	VIVAMAS	SAMSON (RODA 3)	2005	1.000	6,800,000	6,800,000
559	702399 00003	SEPEDA MOTOR R3	VIVAMAS	SAMSON (RODA 3)	2004	1.000	6,600,000	6,600,000
560	702399 00003	SEPEDA MOTOR R3	VIVAMAS	SAMSON (RODA 3)	2003	1.000	5,900,000	5,900,000
561	702399 00003	SEPEDA MOTOR R3	VIVAMAS	SAMSON (RODA 3)	2002	1.000	5,600,000	5,600,000
562	702399 00003	SEPEDA MOTOR R3	VIVAMAS	SAMSON (RODA 3)	2001	1.000	4,800,000	4,800,000
563	702399 00005	SEPEDA MOTOR R3	VIVAMAS	SAMSON SUPER	2016	1.000	7,400,000	7,400,000
564	702399 00005	SEPEDA MOTOR R3	VIVAMAS	SAMSON SUPER	2015	1.000	7,200,000	7,200,000
565	702399 00005	SEPEDA MOTOR R3	VIVAMAS	SAMSON SUPER	2014	1.000	7,000,000	7,000,000
566	702399 00005	SEPEDA MOTOR R3	VIVAMAS	SAMSON SUPER	2013	1.000	6,800,000	6,800,000
567	702399 00005	SEPEDA MOTOR R3	VIVAMAS	SAMSON SUPER	2012	1.000	6,600,000	6,600,000
568	702399 00005	SEPEDA MOTOR R3	VIVAMAS	SAMSON SUPER	2011	1.000	6,400,000	6,400,000
569	702399 00005	SEPEDA MOTOR R3	VIVAMAS	SAMSON SUPER	2010	1.000	6,200,000	6,200,000
570	702399 00005	SEPEDA MOTOR R3	VIVAMAS	SAMSON SUPER	2009	1.000	6,000,000	6,000,000
571	702399 00005	SEPEDA MOTOR R3	VIVAMAS	SAMSON SUPER	2008	1.000	5,800,000	5,800,000
572	702399 00005	SEPEDA MOTOR R3	VIVAMAS	SAMSON SUPER	2007	1.000	5,600,000	5,600,000
573	702399 00005	SEPEDA MOTOR R3	VIVAMAS	SAMSON SUPER	2006	1.000	5,400,000	5,400,000
574	702399 00005	SEPEDA MOTOR R3	VIVAMAS	SAMSON SUPER	2005	1.000	5,200,000	5,200,000
575	702399 00005	SEPEDA MOTOR R3	VIVAMAS	SAMSON SUPER	2004	1.000	5,000,000	5,000,000
576	702399 00005	SEPEDA MOTOR R3	VIVAMAS	SAMSON SUPER	2003	1.000	4,800,000	4,800,000
577	702399 00006	SEPEDA MOTOR R3	VIVAMAS	VIVAMAS SAMSON	2019	1.000	3,700,000	3,700,000
578	702399 00006	SEPEDA MOTOR R3	VIVAMAS	VIVAMAS SAMSON	2018	1.000	3,600,000	3,600,000
579	702399 00006	SEPEDA MOTOR R3	VIVAMAS	VIVAMAS SAMSON	2017	1.000	3,500,000	3,500,000
580	702399 00006	SEPEDA MOTOR R3	VIVAMAS	VIVAMAS SAMSON	2016	1.000	3,400,000	3,400,000
581	702399 00006	SEPEDA MOTOR R3	VIVAMAS	VIVAMAS SAMSON	2015	1.000	3,300,000	3,300,000
582	702432 00006	SEPEDA MOTOR R3	ZHONGYU	RHINO 150 CC	2013	1.000	11,400,000	11,400,000
583	702432 00006	SEPEDA MOTOR R3	ZHONGYU	RHINO 150 CC	2012	1.000	10,900,000	10,900,000
584	702432 00006	SEPEDA MOTOR R3	ZHONGYU	RHINO 150 CC	2011	1.000	10,600,000	10,600,000
585	702432 00006	SEPEDA MOTOR R3	ZHONGYU	RHINO 150 CC	2010	1.000	10,100,000	10,100,000
586	702432 00006	SEPEDA MOTOR R3	ZHONGYU	RHINO 150 CC	2009	1.000	9,600,000	9,600,000
587	702432 00006	SEPEDA MOTOR R3	ZHONGYU	RHINO 150 CC	2008	1.000	8,800,000	8,800,000
588	702432 00006	SEPEDA MOTOR R3	ZHONGYU	RHINO 150 CC	2007	1.000	8,700,000	8,700,000
589	702445 00009	SEPEDA MOTOR R3	DEMAK	DEMAK ZH-3A	2015	1.000	11,600,000	11,600,000
590	702445 00009	SEPEDA MOTOR R3	DEMAK	DEMAK ZH-3A	2014	1.000	11,500,000	11,500,000
591	702445 00009	SEPEDA MOTOR R3	DEMAK	DEMAK ZH-3A	2013	1.000	11,400,000	11,400,000
592	702445 00009	SEPEDA MOTOR R3	DEMAK	DEMAK ZH-3A	2012	1.000	10,900,000	10,900,000
593	702445 00009	SEPEDA MOTOR R3	DEMAK	DEMAK ZH-3A	2011	1.000	10,600,000	10,600,000
594	702445 00009	SEPEDA MOTOR R3	DEMAK	DEMAK ZH-3A	2010	1.000	10,100,000	10,100,000
595	702445 00009	SEPEDA MOTOR R3	DEMAK	DEMAK ZH-3A	2009	1.000	9,600,000	9,600,000
596	702445 00009	SEPEDA MOTOR R3	DEMAK	DEMAK ZH-3A	2008	1.000	8,800,000	8,800,000
597	702445 00009	SEPEDA MOTOR R3	DEMAK	DEMAK ZH-3A	2007	1.000	8,700,000	8,700,000
598	702445 00009	SEPEDA MOTOR R3	DEMAK	DEMAK ZH-3A	2006	1.000	8,600,000	8,600,000
599	702445 00009	SEPEDA MOTOR R3	DEMAK	DEMAK ZH-3A	2005	1.000	8,000,000	8,000,000
600	702504 00009	SEPEDA MOTOR R3	TORINDO	DYNOS	2015	1.000	11,600,000	11,600,000
601	702504 00009	SEPEDA MOTOR R3	TORINDO	DYNOS	2014	1.000	11,500,000	11,500,000
602	702504 00009	SEPEDA MOTOR R3	TORINDO	DYNOS	2013	1.000	11,400,000	11,400,000
603	702504 00009	SEPEDA MOTOR R3	TORINDO	DYNOS	2012	1.000	10,900,000	10,900,000
604	702504 00009	SEPEDA MOTOR R3	TORINDO	DYNOS	2011	1.000	10,600,000	10,600,000
605	702504 00009	SEPEDA MOTOR R3	TORINDO	DYNOS	2010	1.000	10,100,000	10,100,000
606	702504 00009	SEPEDA MOTOR R3	TORINDO	DYNOS	2009	1.000	9,600,000	9,600,000
607	702512 00001	SEPEDA MOTOR R3	TOYOSON	TN100 (RODA 3)	2015	1.000	9,700,000	9,700,000
608	702512 00001	SEPEDA MOTOR R3	TOYOSON	TN100 (RODA 3)	2014	1.000	9,600,000	9,600,000
609	702512 00001	SEPEDA MOTOR R3	TOYOSON	TN100 (RODA 3)	2013	1.000	9,500,000	9,500,000
610	702512 00001	SEPEDA MOTOR R3	TOYOSON	TN100 (RODA 3)	2012	1.000	9,000,000	9,000,000
611	702512 00001	SEPEDA MOTOR R3	TOYOSON	TN100 (RODA 3)	2011	1.000	8,800,000	8,800,000
612	702512 00001	SEPEDA MOTOR R3	TOYOSON	TN100 (RODA 3)	2010	1.000	8,500,000	8,500,000
613	702512 00001	SEPEDA MOTOR R3	TOYOSON	TN100 (RODA 3)	2009	1.000	8,200,000	8,200,000
614	702512 00001	SEPEDA MOTOR R3	TOYOSON	TN100 (RODA 3)	2008	1.000	7,600,000	7,600,000
615	702512 00001	SEPEDA MOTOR R3	TOYOSON	TN100 (RODA 3)	2007	1.000	7,500,000	7,500,000
616	702512 00001	SEPEDA MOTOR R3	TOYOSON	TN100 (RODA 3)	2006	1.000	7,400,000	7,400,000
617	702512 00002	SEPEDA MOTOR R3	TOYOSON	TN150 (RODA 3)	2015	1.000	11,600,000	11,600,000
618	702512 00002	SEPEDA MOTOR R3	TOYOSON	TN150 (RODA 3)	2014	1.000	11,500,000	11,500,000
619	702512 00002	SEPEDA MOTOR R3	TOYOSON	TN150 (RODA 3)	2013	1.000	11,400,000	11,400,000
620	702512 00002	SEPEDA MOTOR R3	TOYOSON	TN150 (RODA 3)	2012	1.000	10,900,000	10,900,000
621	702512 00002	SEPEDA MOTOR R3	TOYOSON	TN150 (RODA 3)	2011	1.000	10,600,000	10,600,000
622	702512 00002	SEPEDA MOTOR R3	TOYOSON	TN150 (RODA 3)	2010	1.000	10,100,000	10,100,000
623	702512 00002	SEPEDA MOTOR R3	TOYOSON	TN150 (RODA 3)	2009	1.000	9,600,000	9,600,000
624	702512 00002	SEPEDA MOTOR R3	TOYOSON	TN150 (RODA 3)	2008	1.000	8,800,000	8,800,000
625	702512 00002	SEPEDA MOTOR R3	TOYOSON	TN150 (RODA 3)	2007	1.000	8,700,000	8,700,000
626	702512 00002	SEPEDA MOTOR R3	TOYOSON	TN150 (RODA 3)	2006	1.000	8,600,000	8,600,000

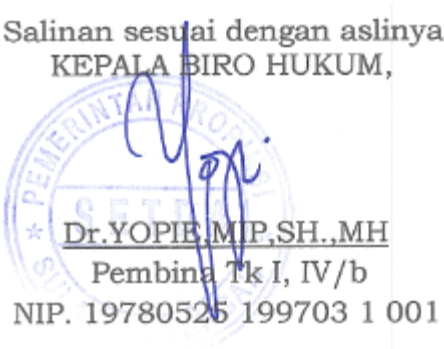
NO	KODING	JENIS	MEREK	TIPE	TH BUAT	BOBOT	NJKB	DP PKB
1	2	3	4	5	6	7	8	9
627	702538 00001	SEPEDA MOTOR R3	OTONAS	TRIDA 150	2015	1.000	11,600,000	11,600,000
628	702538 00001	SEPEDA MOTOR R3	OTONAS	TRIDA 150	2014	1.000	11,500,000	11,500,000
629	702538 00001	SEPEDA MOTOR R3	OTONAS	TRIDA 150	2013	1.000	11,400,000	11,400,000
630	702538 00001	SEPEDA MOTOR R3	OTONAS	TRIDA 150	2012	1.000	10,900,000	10,900,000
631	702538 00001	SEPEDA MOTOR R3	OTONAS	TRIDA 150	2011	1.000	10,600,000	10,600,000
632	702538 00001	SEPEDA MOTOR R3	OTONAS	TRIDA 150	2010	1.000	10,100,000	10,100,000
633	702538 00001	SEPEDA MOTOR R3	OTONAS	TRIDA 150	2009	1.000	9,600,000	9,600,000
634	702538 00001	SEPEDA MOTOR R3	OTONAS	TRIDA 150	2008	1.000	8,800,000	8,800,000
635	702538 00001	SEPEDA MOTOR R3	OTONAS	TRIDA 150	2007	1.000	8,700,000	8,700,000
636	702538 00001	SEPEDA MOTOR R3	OTONAS	TRIDA 150	2006	1.000	8,600,000	8,600,000
637	702538 00002	SEPEDA MOTOR R3	OTONAS	TRIDA 150 (BOX)	2015	1.000	11,600,000	11,600,000
638	702538 00002	SEPEDA MOTOR R3	OTONAS	TRIDA 150 (BOX)	2014	1.000	11,500,000	11,500,000
639	702538 00002	SEPEDA MOTOR R3	OTONAS	TRIDA 150 (BOX)	2013	1.000	11,400,000	11,400,000
640	702538 00002	SEPEDA MOTOR R3	OTONAS	TRIDA 150 (BOX)	2012	1.000	10,900,000	10,900,000
641	702538 00002	SEPEDA MOTOR R3	OTONAS	TRIDA 150 (BOX)	2011	1.000	10,600,000	10,600,000
642	702538 00002	SEPEDA MOTOR R3	OTONAS	TRIDA 150 (BOX)	2010	1.000	10,100,000	10,100,000
643	702538 00002	SEPEDA MOTOR R3	OTONAS	TRIDA 150 (BOX)	2009	1.000	9,600,000	9,600,000
644	702538 00002	SEPEDA MOTOR R3	OTONAS	TRIDA 150 (BOX)	2008	1.000	8,800,000	8,800,000
645	702538 00002	SEPEDA MOTOR R3	OTONAS	TRIDA 150 (BOX)	2007	1.000	8,700,000	8,700,000
646	702538 00002	SEPEDA MOTOR R3	OTONAS	TRIDA 150 (BOX)	2006	1.000	8,600,000	8,600,000
647	702562 00011	SEPEDA MOTOR R3	DORKAS	DK G 150	2015	1.000	11,600,000	11,600,000
648	702562 00011	SEPEDA MOTOR R3	DORKAS	DK G 150	2014	1.000	11,500,000	11,500,000
649	702562 00011	SEPEDA MOTOR R3	DORKAS	DK G 150	2013	1.000	11,400,000	11,400,000
650	702562 00011	SEPEDA MOTOR R3	DORKAS	DK G 150	2012	1.000	10,900,000	10,900,000
651	702562 00011	SEPEDA MOTOR R3	DORKAS	DK G 150	2011	1.000	10,600,000	10,600,000
652	702562 00011	SEPEDA MOTOR R3	DORKAS	DK G 150	2010	1.000	10,100,000	10,100,000
653	702562 00011	SEPEDA MOTOR R3	DORKAS	DK G 150	2009	1.000	9,600,000	9,600,000
654	702562 00011	SEPEDA MOTOR R3	DORKAS	DK G 150	2008	1.000	8,800,000	8,800,000
655	702562 00011	SEPEDA MOTOR R3	DORKAS	DK G 150	2007	1.000	8,700,000	8,700,000
656	702574 00005	SEPEDA MOTOR R3	NOZOMI	AZABU 150	2019	1.000	18,100,000	18,100,000
657	702574 00005	SEPEDA MOTOR R3	NOZOMI	AZABU 150	2018	1.000	17,200,000	17,200,000
658	702574 00003	SEPEDA MOTOR R3	NOZOMI	AZABU (150CC)	2015	1.000	11,600,000	11,600,000
659	702574 00003	SEPEDA MOTOR R3	NOZOMI	AZABU (150CC)	2014	1.000	11,500,000	11,500,000
660	702574 00003	SEPEDA MOTOR R3	NOZOMI	AZABU (150CC)	2013	1.000	11,400,000	11,400,000
661	702574 00003	SEPEDA MOTOR R3	NOZOMI	AZABU (150CC)	2012	1.000	10,900,000	10,900,000
662	702574 00003	SEPEDA MOTOR R3	NOZOMI	AZABU (150CC)	2011	1.000	10,600,000	10,600,000
663	702574 00003	SEPEDA MOTOR R3	NOZOMI	AZABU (150CC)	2010	1.000	10,100,000	10,100,000
664	702574 00003	SEPEDA MOTOR R3	NOZOMI	AZABU (150CC)	2009	1.000	9,600,000	9,600,000
665	702574 00006	SEPEDA MOTOR R3	NOZOMI	AZABU 200	2019	1.000	21,700,000	21,700,000
666	702574 00006	SEPEDA MOTOR R3	NOZOMI	AZABU 200	2018	1.000	20,700,000	20,700,000
667	702574 00004	SEPEDA MOTOR R3	NOZOMI	AZABU (200CC)	2017	1.000	8,000,000	8,000,000
668	702574 00004	SEPEDA MOTOR R3	NOZOMI	AZABU (200CC)	2015	1.000	7,800,000	7,800,000
669	702574 00004	SEPEDA MOTOR R3	NOZOMI	AZABU (200CC)	2014	1.000	7,400,000	7,400,000
670	702574 00004	SEPEDA MOTOR R3	NOZOMI	AZABU (200CC)	2013	1.000	7,000,000	7,000,000
671	702574 00004	SEPEDA MOTOR R3	NOZOMI	AZABU (200CC)	2012	1.000	6,700,000	6,700,000
672	702574 00007	SEPEDA MOTOR R3	NOZOMI	AZABU 250	2019	1.000	23,600,000	23,600,000
673	702574 00007	SEPEDA MOTOR R3	NOZOMI	AZABU 250	2018	1.000	22,500,000	22,500,000
674	702574 00007	SEPEDA MOTOR R3	NOZOMI	AZABU 250	2015	1.000	19,200,000	19,200,000
675	702574 00007	SEPEDA MOTOR R3	NOZOMI	AZABU 250	2014	1.000	18,300,000	18,300,000
676	702574 00008	SEPEDA MOTOR R3	NOZOMI	SRIKANDI 110	2019	1.000	17,000,000	17,000,000
677	702574 00008	SEPEDA MOTOR R3	NOZOMI	SRIKANDI 110	2018	1.000	16,200,000	16,200,000
678	702574 00008	SEPEDA MOTOR R3	NOZOMI	SRIKANDI 110	2016	1.000	14,600,000	14,600,000
679	702577 00006	SEPEDA MOTOR R3	SHAMO	SN 200	2015	1.000	12,300,000	12,300,000
680	702577 00006	SEPEDA MOTOR R3	SHAMO	SN 200	2014	1.000	12,200,000	12,200,000
681	702577 00006	SEPEDA MOTOR R3	SHAMO	SN 200	2013	1.000	12,100,000	12,100,000
682	702596 00003	SEPEDA MOTOR R3	DUTA	DTR 315A	2015	1.000	11,600,000	11,600,000
683	702596 00003	SEPEDA MOTOR R3	DUTA	DTR 315A	2014	1.000	11,500,000	11,500,000
684	702596 00003	SEPEDA MOTOR R3	DUTA	DTR 315A	2013	1.000	11,400,000	11,400,000
685	702596 00003	SEPEDA MOTOR R3	DUTA	DTR 315A	2012	1.000	10,900,000	10,900,000
686	702596 00003	SEPEDA MOTOR R3	DUTA	DTR 315A	2011	1.000	10,600,000	10,600,000
687	702596 00003	SEPEDA MOTOR R3	DUTA	DTR 315A	2010	1.000	10,100,000	10,100,000
688	702596 00003	SEPEDA MOTOR R3	DUTA	DTR 315A	2009	1.000	9,600,000	9,600,000
689	702596 00003	SEPEDA MOTOR R3	DUTA	DTR 315A	2008	1.000	8,800,000	8,800,000
690	702596 00004	SEPEDA MOTOR R3	DUTA	DTR 320A	2015	1.000	12,300,000	12,300,000
691	702596 00004	SEPEDA MOTOR R3	DUTA	DTR 320A	2014	1.000	12,200,000	12,200,000
692	702596 00004	SEPEDA MOTOR R3	DUTA	DTR 320A	2013	1.000	12,100,000	12,100,000
693	702596 00004	SEPEDA MOTOR R3	DUTA	DTR 320A	2012	1.000	11,600,000	11,600,000
694	702596 00004	SEPEDA MOTOR R3	DUTA	DTR 320A	2011	1.000	11,200,000	11,200,000
695	702596 00004	SEPEDA MOTOR R3	DUTA	DTR 320A	2010	1.000	10,700,000	10,700,000
696	702596 00004	SEPEDA MOTOR R3	DUTA	DTR 320A	2009	1.000	10,400,000	10,400,000
697	702596 00004	SEPEDA MOTOR R3	DUTA	DTR 320A	2008	1.000	9,800,000	9,800,000
698	702599 00009	SEPEDA MOTOR R3	MINERVA	MX 150-3	2015	1.000	11,600,000	11,600,000
699	702599 00009	SEPEDA MOTOR R3	MINERVA	MX 150-3	2014	1.000	11,500,000	11,500,000
700	702599 00009	SEPEDA MOTOR R3	MINERVA	MX 150-3	2013	1.000	11,400,000	11,400,000
701	702599 00009	SEPEDA MOTOR R3	MINERVA	MX 150-3	2012	1.000	10,900,000	10,900,000
702	702599 00009	SEPEDA MOTOR R3	MINERVA	MX 150-3	2011	1.000	10,600,000	10,600,000
703	702599 00009	SEPEDA MOTOR R3	MINERVA	MX 150-3	2010	1.000	10,100,000	10,100,000
704	702599 00009	SEPEDA MOTOR R3	MINERVA	MX 150-3	2009	1.000	9,600,000	9,600,000
705	702599 00009	SEPEDA MOTOR R3	MINERVA	MX 150-3	2008	1.000	8,800,000	8,800,000
706	702599 00009	SEPEDA MOTOR R3	MINERVA	MX 150-3	2007	1.000	8,700,000	8,700,000
707	702622 00028	SEPEDA MOTOR R3	TVS	KING GS	2015	1.000	47,000,000	47,000,000
708	702622 00029	SEPEDA MOTOR R3	TVS	U347 M/T	2017	1.000	27,300,000	27,300,000
709	702622 00030	SEPEDA MOTOR R3	TVS	U356 3W BOX M/T	2018	1.000	23,400,000	23,400,000
710	702623 00001	SEPEDA MOTOR R3	SAKALINO	125 ZH	2002	1.000	5,600,000	5,600,000
711	702624 00001	SEPEDA MOTOR R3	MONTRADA	MTD-15T	2015	1.000	11,600,000	11,600,000
712	702624 00001	SEPEDA MOTOR R3	MONTRADA	MTD-15T	2014	1.000	11,500,000	11,500,000
713	702624 00001	SEPEDA MOTOR R3	MONTRADA	MTD-15T	2013	1.000	11,400,000	11,400,000
714	702624 00001	SEPEDA MOTOR R3	MONTRADA	MTD-15T	2012	1.000	10,900,000	10,900,000
715	702624 00001	SEPEDA MOTOR R3	MONTRADA	MTD-15T	2011	1.000	10,600,000	10,600,000
716	702624 00001	SEPEDA MOTOR R3	MONTRADA	MTD-15T	2010	1.000	10,100,000	10,100,000

NO	KODING	JENIS	MEREK	TIPE	TH BUAT	BOBOT	NJKB	DP PKB
1	2	3	4	5	6	7	8	9
717	702624 00001	SEPEDA MOTOR R3	MONTRADA	MTD-15T	2009	1.000	9,600,000	9,600,000
718	702624 00001	SEPEDA MOTOR R3	MONTRADA	MTD-15T	2008	1.000	8,800,000	8,800,000
719	702648 00003	SEPEDA MOTOR R3	M-BIZ	MB 150	2012	1.000	10,900,000	10,900,000
720	702648 00004	SEPEDA MOTOR R3	M-BIZ	MB 200	2012	1.000	11,600,000	11,600,000
721	702649 00008	SEPEDA MOTOR R3	GAZGAS	BADAK	2015	1.000	9,400,000	9,400,000
722	702649 00008	SEPEDA MOTOR R3	GAZGAS	BADAK	2014	1.000	9,300,000	9,300,000
723	702653 00001	SEPEDA MOTOR R3	KARATE	KR 150 M/T	2015	1.000	9,600,000	9,600,000
724	702653 00001	SEPEDA MOTOR R3	KARATE	KR 150 M/T	2014	1.000	9,500,000	9,500,000
725	702653 00001	SEPEDA MOTOR R3	KARATE	KR 150 M/T	2013	1.000	8,900,000	8,900,000
726	702748 00001	SEPEDA MOTOR R3	BEMO	BM 175	2011	1.000	9,300,000	9,300,000
727	702809 00001	SEPEDA MOTOR R3	HTM	HM150 M/T	2019	1.000	9,400,000	9,400,000
728	702809 00001	SEPEDA MOTOR R3	HTM	HM150 M/T	2018	1.000	9,000,000	9,000,000
729	702809 00002	SEPEDA MOTOR R3	HTM	HM200 M/T	2019	1.000	10,300,000	10,300,000
730	702809 00002	SEPEDA MOTOR R3	HTM	HM200 M/T	2018	1.000	9,800,000	9,800,000

GUBERNUR SULAWESI TENGAH

ttd


LONGKI DJANGGOLA

Salinan sesuai dengan aslinya
KEPALA BIRO HUKUM,

Dr. YOPIE, MIP, SH., MH
Pembina Tk I, IV/b
NIP. 19780525 199703 1 001

NILAI JUAL UBAH BENTUK KENDARAAN BERMOTOR
TAHUN 2019

NO	BENTUK DASAR	BUS	STATIONWAGON/ MINIBUS/MICROBUS	DOUBLE CABIN	BESTELWAGON / DELVAN /BOX DAN SEJENISNYA	TANGKI	BAK, TRUCK TERBUKA/KAYU	BAK, TRONTON/ TANDUM/BESI	DUMP TRUCK	MIXER	DEREK	CRANE	LOGGING TRUCK	CAR CARRIER	TRACTOR HEAD / TRAILER	RIVER CONTAINER
	TAHUN															
1	2	3	4	5	6	7		8	9	10	11	12	13	14	15	16
1	PICK UP															
	< 1993	—	1,000,000	1,000,000	3,000,000	4,000,000	—	—	—	—	1,000,000	—	—	—	—	—
	1994 - 1998	—	2,000,000	2,000,000	4,000,000	5,000,000	—	—	—	—	2,000,000	—	—	—	—	—
	1999 - 2001	—	3,000,000	3,000,000	5,000,000	6,000,000	—	—	—	—	5,000,000	—	—	—	—	—
	2002 - 2004	—	4,000,000	5,000,000	7,000,000	8,000,000	—	—	—	—	6,000,000	—	—	—	—	—
	2005 - 2007	—	5,000,000	6,000,000	8,000,000	13,000,000	—	—	—	—	7,000,000	—	—	—	—	—
	2008 - 2009	—	8,000,000	11,000,000	13,000,000	15,000,000	—	—	—	—	10,000,000	—	—	—	—	—
	2010 - 2011	—	10,000,000	13,000,000	15,000,000	16,000,000	—	—	—	—	11,000,000	—	—	—	—	—
	2012	—	12,000,000	15,000,000	17,000,000	17,000,000	—	—	—	—	14,000,000	—	—	—	—	—
	2013	—	15,000,000	16,000,000	18,000,000	20,000,000	—	—	—	—	18,000,000	—	—	—	—	—
	2014	—	20,000,000	17,000,000	19,000,000	25,000,000	—	—	—	—	20,000,000	—	—	—	—	—
	2015	—	25,000,000	18,000,000	24,000,000	30,000,000	—	—	—	—	22,000,000	—	—	—	—	—
	2016	—	30,000,000	20,000,000	26,000,000	35,000,000	—	—	—	—	24,000,000	—	—	—	—	—
	2017	—	35,000,000	22,000,000	28,000,000	40,000,000	—	—	—	—	26,000,000	—	—	—	—	—
	2018	—	40,000,000	30,000,000	30,000,000	45,000,000	—	—	—	—	28,000,000	—	—	—	—	—
	2019	—	45,000,000	35,000,000	35,000,000	50,000,000	—	—	—	—	30,000,000	—	—	—	—	—
2	LIGHT TRUCK (<5000 CC)															
	< 1993	—	5,000,000	3,000,000	5,000,000	7,000,000	—	3,000,000	6,000,000	4,000,000	2,000,000	3,000,000	—	—	5,000,000	—
	1994 - 1998	—	7,000,000	5,000,000	6,000,000	8,000,000	—	4,000,000	7,000,000	7,000,000	3,000,000	5,000,000	—	—	10,000,000	—
	1999 - 2001	—	8,000,000	6,000,000	7,000,000	9,000,000	—	6,000,000	9,000,000	8,000,000	4,000,000	7,000,000	—	—	15,000,000	—
	2002 - 2004	—	9,000,000	10,000,000	9,000,000	11,000,000	—	8,000,000	11,000,000	9,000,000	5,000,000	10,000,000	—	—	25,000,000	—
	2005 - 2007	—	10,000,000	12,000,000	13,000,000	13,000,000	—	9,000,000	12,000,000	10,000,000	7,000,000	13,000,000	—	—	30,000,000	—
	2008 - 2009	—	29,000,000	14,000,000	16,000,000	18,000,000	—	13,000,000	17,000,000	14,000,000	10,000,000	16,000,000	—	—	32,000,000	—
	2010 - 2011	—	31,000,000	16,000,000	18,000,000	20,000,000	—	15,000,000	19,000,000	16,000,000	11,000,000	19,000,000	—	—	40,000,000	—
	2012	—	33,000,000	17,000,000	22,000,000	35,000,000	—	17,000,000	21,000,000	18,000,000	12,000,000	22,000,000	—	13,000,000	45,000,000	40,000,000
	2013	—	35,000,000	28,000,000	27,000,000	40,000,000	—	28,000,000	28,000,000	23,000,000	27,000,000	27,000,000	—	15,000,000	—	45,000,000
	2014	—	40,000,000	30,000,000	30,000,000	45,000,000	—	30,000,000	30,000,000	25,000,000	30,000,000	30,000,000	—	17,000,000	—	50,000,000
	2015	—	45,000,000	32,000,000	33,000,000	50,000,000	—	32,000,000	32,000,000	27,000,000	33,000,000	33,000,000	—	19,000,000	—	55,000,000
	2016	—	50,000,000	34,000,000	36,000,000	55,000,000	—	34,000,000	34,000,000	29,000,000	36,000,000	36,000,000	—	22,000,000	—	60,000,000
	2017	—	55,000,000	36,000,000	39,000,000	60,000,000	21,000,000	36,000,000	36,000,000	31,000,000	39,000,000	39,000,000	40,000,000	25,000,000	—	65,000,000
	2018	—	60,000,000	38,000,000	42,000,000	65,000,000	23,000,000	38,000,000	38,000,000	33,000,000	42,000,000	42,000,000	45,000,000	30,000,000	—	70,000,000
	2019	—	65,000,000	40,000,000	45,000,000	70,000,000	25,000,000	40,000,000	40,000,000	35,000,000	45,000,000	45,000,000	50,000,000	35,000,000	—	75,000,000
3	TRUCK >5000 CC															
	< 1993	8,000,000	5,000,000	—	3,000,000	6,000,000	—	4,000,000	5,000,000	7,000,000	5,000,000	5,000,000	4,000,000	7,000,000	8,000,000	—
	1994 - 1998	10,000,000	6,000,000	—	4,000,000	9,000,000	—	5,000,000	6,000,000	10,000,000	6,000,000	6,000,000	5,000,000	9,000,000	12,000,000	—
	1999 - 2001	12,000,000	8,000,000	—	5,000,000	12,000,000	—	6,000,000	10,000,000	12,000,000	7,000,000	8,000,000	6,000,000	11,000,000	18,000,000	—
	2002 - 2004	16,000,000	15,000,000	—	8,000,000	15,000,000	—	9,000,000	11,000,000	14,000,000	10,000,000	11,000,000	7,000,000	15,000,000	25,000,000	—
	2005 - 2007	18,000,000	17,000,000	—	9,000,000	18,000,000	—	10,000,000	12,000,000	18,000,000	11,000,000	12,000,000	10,000,000	17,000,000	30,000,000	—
	2008 - 2009	20,000,000	19,000,000	—	12,000,000	21,000,000	—	14,000,000	16,000,000	27,000,000	16,000,000	17,000,000	11,000,000	19,000,000	35,000,000	—
	2010 - 2011	40,000,000	21,000,000	—	14,000,000	24,000,000	—	16,000,000	18,000,000	30,000,000	18,000,000	19,000,000	16,000,000	21,000,000	40,000,000	—
	2012	45,000,000	23,000,000	—	16,000,000	27,000,000	—	18,000,000	20,000,000	33,000,000	20,000,000	21,000,000	18,000,000	22,000,000	45,000,000	85,000,000
	2013	50,000,000	—	—	25,000,000	50,000,000	—	40,000,000	25,000,000	45,000,000	38,000,000	38,000,000	45,000,000	28,000,000	50,000,000	90,000,000
	2014	55,000,000	—	—	30,000,000	55,000,000	—	42,000,000	28,000,000	50,000,000	40,000,000	40,000,000	50,000,000	30,000,000	55,000,000	95,000,000
	2015	60,000,000	—	—	35,000,000	60,000,000	—	44,000,000	31,000,000	55,000,000	42,000,000	42,000,000	55,000,000	32,000,000	60,000,000	100,000,000
	2016	65,000,000	—	—	40,000,000	65,000,000	—	46,000,000	34,000,000	60,000,000	44,000,000	44,000,000	60,000,000	34,000,000	65,000,000	105,000,000
	2017	70,000,000	—	—	45,000,000	70,000,000	30,000,000	48,000,000	37,000,000	65,000,000	46,000,000	46,000,000	65,000,000	36,000,000	70,000,000	110,000,000
	2018	75,000,000	—	—	50,000,000	75,000,000	35,000,000	50,000,000	40,000,000	70,000,000	48,000,000	48,000,000	70,000,000	38,000,000	75,000,000	115,000,000
	2019	80,000,000	—	—	55,000,000	80,000,000	40,000,000	55,000,000	45,000,000	75,000,000	50,000,000	50,000,000	75,000,000	40,000,000	80,000,000	120,000,000

KETERANGAN :
* Ubah Bentuk Penetapannya
* Sesuai Tanggal Kwitansi
* Ubah Bentuk.

Salinan sesuai dengan aslinya
KEPALA BIRO HUKUM,

Dr. YOPIS M.P.SH., MH
Pembina Tk I, IV/b
NIP. 19780526 199703 1 001

GUBERNUR SULAWESI TENGAH

ttd

LONGKI DJANGGOLA

LAMPIRAN III
PERATURAN GUBERNUR SULAWESI TENGAH
NOMOR TAHUN 2019
TENTANG
PENGHITUNGAN DASAR PENGENAAN PAJAK KENDARAAN BERMOTOR DAN BEA BALIK NAMA KENDARAAN BERMOTOR TAHUN 2019

DASAR PENGENAAN PKB DAN BBN-KB YANG DIOPERASIKAN DI AIR
TAHUN 2019

NO	JENIS KONSTRUKSI / FUNGSI	ISI KOTOR (GROSS TONAGE)	NILAI JUAL RANGKA/BODY KENDARAAN DI ATAS AIR				
			MENURUT UMUR				
		(TON)	0-7	8-12	13-18	≥ 19	
1	2	3	4	5	6	7	
1	I. KONSTRUKSI KAYU PENANGKAP IKAN						
		5	3,000,000	2,600,000	2,200,000	1,900,000	
		6	3,100,000	2,700,000	2,300,000	2,000,000	
		7	3,200,000	2,800,000	2,400,000	2,100,000	
		NILAI JUAL MOTOR PENGGERAK					
		DAYA KUDA (PK)	MENURUT UMUR				
			0-7	8-12	≥ 13		
		2 - 5	1,360,000	1,210,000	1,080,000		
		6 - 9	1,430,000	1,270,000	1,130,000		
		10- 13	1,510,000	1,340,000	1,190,000		
		14 - 17	1,580,000	1,410,000	1,260,000		
		18 - 24	1,670,000	1,480,000	1,320,000		
		25 - 31	1,850,000	1,650,000	1,470,000		
		32 - 38	2,060,000	1,830,000	1,630,000		
		39 - 45	2,290,000	2,030,000	1,810,000		
		46 - 52	2,540,000	2,260,000	2,010,000		
		53 - 65	2,820,000	2,510,000	2,240,000		
		66 -78	3,320,000	2,950,000	2,630,000		
		79 - 91	3,900,000	3,470,000	3,090,000		
		92 -104	4,590,000	4,090,000	3,640,000		
		105 - 117	5,400,000	4,810,000	4,280,000		
		118 - 130	6,350,000	5,650,000	5,030,000		
		131 - 155	7,470,000	6,650,000	5,920,000		
		156 - 180	9,340,000	8,310,000	7,400,000		
		181 - 205	11,670,000	10,390,000	9,240,000		
		206 - 230	14,580,000	12,980,000	11,550,000		
		231 - 255	18,230,000	16,230,000	14,440,000		
		256 - 280	22,790,000	20,280,000	18,050,000		
		281 - 305	28,480,000	25,350,000	22,560,000		
		306 - 354	35,600,000	31,690,000	28,200,000		
		355 - 403	47,470,000	42,250,000	37,600,000		
		404 - 452	63,290,000	56,330,000	50,130,000		
		453 - 501	84,380,000	75,100,000	66,840,000		
		502 - 550	112,500,000	100,130,000	89,120,000		
		551 - 599	150,000,000	133,500,000	118,820,000		
		>= 600	200,000,000	178,000,000	158,420,000		

NO	JENIS KONSTRUKSI / FUNGSI	ISI KOTOR (GROSS TONAGE) (TON)	NILAI JUAL RANGKA/BODY KENDARAAN DI ATAS AIR				
			MENURUT UMUR				
			0-7	8-12	13-18	≥ 19	
1	2	3	4	5	6	7	
2	ANGKUTAN PENUMPANG, ANGKUTAN BARANG						
		5	6,000,000	5,300,000	4,500,000	4,000,000	
		6	6,100,000	5,500,000	4,600,000	4,100,000	
		7	6,200,000	5,600,000	4,800,000	4,300,000	
		NILAI JUAL MOTOR PENGGERAK					
		DAYA KUDA (PK)	MENURUT UMUR				
			0-7	8-12	≥ 13		
		2 - 5	1,360,000	1,210,000	1,080,000		
		6 - 9	1,430,000	1,270,000	1,130,000		
		10- 13	1,510,000	1,340,000	1,190,000		
		14 - 17	1,580,000	1,410,000	1,260,000		
		18 - 24	1,670,000	1,480,000	1,320,000		
		25 - 31	1,850,000	1,650,000	1,470,000		
		32 - 38	2,060,000	1,830,000	1,630,000		
		39 - 45	2,290,000	2,030,000	1,810,000		
		46 - 52	2,540,000	2,260,000	2,010,000		
		53 - 65	2,820,000	2,510,000	2,240,000		
		66 -78	3,320,000	2,950,000	2,630,000		
		79 - 91	3,900,000	3,470,000	3,090,000		
		92 -104	4,590,000	4,090,000	3,640,000		
		105 - 117	5,400,000	4,810,000	4,280,000		
		118 - 130	6,350,000	5,650,000	5,030,000		
		131 - 155	7,470,000	6,650,000	5,920,000		
		156 - 180	9,340,000	8,310,000	7,400,000		
		181 - 205	11,670,000	10,390,000	9,240,000		
		206 - 230	14,580,000	12,980,000	11,550,000		
		231 - 255	18,230,000	16,230,000	14,440,000		
		256 - 280	22,790,000	20,280,000	18,050,000		
		281 - 305	28,480,000	25,350,000	22,560,000		
		306 - 354	35,600,000	31,690,000	28,200,000		
		355 - 403	47,470,000	42,250,000	37,600,000		
		404 - 452	63,290,000	56,330,000	50,130,000		
		453 - 501	84,380,000	75,100,000	66,840,000		
		502 - 550	112,500,000	100,130,000	89,120,000		
		551 - 599	150,000,000	133,500,000	118,820,000		
		>= 600	200,000,000	178,000,000	158,420,000		

NO	JENIS KONSTRUKSI / FUNGSI	ISI KOTOR (GROSS TONAGE) (TON)	NILAI JUAL RANGKA/BODY KENDARAAN DI ATAS AIR				
			MENURUT UMUR				
			0-7	8-12	13-18	≥ 19	
1	2	3	4	5	6	7	
3	PENGGERUKKAN						
		5	6,000,000	5,300,000	4,500,000	4,000,000	
		6	6,100,000	5,500,000	4,600,000	4,100,000	
		7	6,200,000	5,600,000	4,800,000	4,300,000	
		NILAI JUAL MOTOR PENGGERAK					
		DAYA KUDA (PK)	MENURUT UMUR				
			0-7	8-12	≥ 13		
		2 - 5	1,360,000	1,210,000	1,080,000		
		6 - 9	1,430,000	1,270,000	1,130,000		
		10- 13	1,510,000	1,340,000	1,190,000		
		14 - 17	1,580,000	1,410,000	1,260,000		
		18 - 24	1,670,000	1,480,000	1,320,000		
		25 - 31	1,850,000	1,650,000	1,470,000		
		32 - 38	2,060,000	1,830,000	1,630,000		
		39 - 45	2,290,000	2,030,000	1,810,000		
		46 - 52	2,540,000	2,260,000	2,010,000		
		53 - 65	2,820,000	2,510,000	2,240,000		
		66 -78	3,320,000	2,950,000	2,630,000		
		79 - 91	3,900,000	3,470,000	3,090,000		
		92 -104	4,590,000	4,090,000	3,640,000		
		105 - 117	5,400,000	4,810,000	4,280,000		
		118 - 130	6,350,000	5,650,000	5,030,000		
		131 - 155	7,470,000	6,650,000	5,920,000		
		156 - 180	9,340,000	8,310,000	7,400,000		
		181 - 205	11,670,000	10,390,000	9,240,000		
		206 - 230	14,580,000	12,980,000	11,550,000		
		231 - 255	18,230,000	16,230,000	14,440,000		
		256 - 280	22,790,000	20,280,000	18,050,000		
		281 - 305	28,480,000	25,350,000	22,560,000		
		306 - 354	35,600,000	31,690,000	28,200,000		
		355 - 403	47,470,000	42,250,000	37,600,000		
		404 - 452	63,290,000	56,330,000	50,130,000		
		453 - 501	84,380,000	75,100,000	66,840,000		
		502 - 550	112,500,000	100,130,000	89,120,000		
		551 - 599	150,000,000	133,500,000	118,820,000		
		>= 600	200,000,000	178,000,000	158,420,000		

NO	JENIS KONSTRUKSI / FUNGSI	ISI KOTOR (GROSS TONAGE)	NILAI JUAL RANGKA/BODY KENDARAAN DI ATAS AIR				
			MENURUT UMUR				
		(TON)	0-7	8-12	13-18	≥ 19	
1	2	3	4	5	6	7	
4	PESIHAR, OLAH RAGA & REKREASI	5	8,900,000	7,900,000	6,900,000	6,100,000	
		6	9,100,000	8,100,000	7,000,000	6,300,000	
		7	9,400,000	8,300,000	7,200,000	6,400,000	
		NILAI JUAL MOTOR PENGGERAK					
		DAYA KUDA (PK)	MENURUT UMUR				
			0-7	8-12	≥ 13		
		2 - 5	2,040,000	1,810,000	1,610,000		
		6 - 9	2,140,000	1,910,000	1,700,000		
		10- 13	2,260,000	2,010,000	1,790,000		
		14 - 17	2,370,000	2,110,000	1,880,000		
		18 - 24	2,500,000	2,220,000	1,980,000		
		25 - 31	2,780,000	2,470,000	2,200,000		
		32 - 38	3,080,000	2,740,000	2,440,000		
		39 - 45	3,430,000	3,050,000	2,710,000		
		46 - 52	3,810,000	3,390,000	3,020,000		
		53 - 65	4,230,000	3,760,000	3,350,000		
		66 -78	4,970,000	4,430,000	3,940,000		
		79 - 91	5,850,000	5,210,000	4,630,000		
		92 -104	6,880,000	6,130,000	5,450,000		
		105 - 117	8,100,000	7,210,000	6,410,000		
		118 - 130	9,520,000	8,480,000	7,540,000		
		131 - 155	11,200,000	9,970,000	8,870,000		
		156 - 180	14,000,000	12,460,000	11,090,000		
		181 - 205	17,500,000	15,580,000	13,860,000		
		206 - 230	21,870,000	19,470,000	17,330,000		
		231 - 255	27,340,000	24,340,000	21,660,000		
		256 - 280	34,180,000	30,420,000	27,070,000		
		281 - 305	42,720,000	38,020,000	33,840,000		
		306 - 354	53,400,000	47,530,000	42,300,000		
		355 - 403	71,200,000	63,370,000	56,400,000		
		404 - 452	94,930,000	84,490,000	75,190,000		
		453 - 501	126,570,000	112,650,000	100,260,000		
		502 - 550	168,750,000	150,190,000	133,670,000		
		551 - 599	225,000,000	200,250,000	178,230,000		
		>= 600	300,000,000	267,000,000	237,630,000		

NO	JENIS KONSTRUKSI / FUNGSI	ISI KOTOR (GROSS TONAGE)	NILAI JUAL RANGKA/BODY KENDARAAN DI ATAS AIR				
			MENURUT UMUR				
		(TON)	0-7	8-12	13-18	≥ 19	
1	2	3	4	5	6	7	
1	II. KONSTRUKSI SERAT FIBER, KARET DAN SEJENISNYA PENANGKAP IKAN						
		5	6,900,000	6,100,000	5,300,000	4,700,000	
		6	7,100,000	6,300,000	5,500,000	4,800,000	
		7	7,300,000	6,500,000	5,600,000	5,000,000	
		NILAI JUAL MOTOR PENGGERAK					
		DAYA KUDA (PK)	MENURUT UMUR				
			0-7	8-12	≥ 13		
		2 - 5	1,360,000	1,210,000	1,080,000		
		6 - 9	1,430,000	1,270,000	1,130,000		
		10- 13	1,510,000	1,340,000	1,190,000		
		14 - 17	1,580,000	1,410,000	1,260,000		
		18 - 24	1,670,000	1,480,000	1,320,000		
		25 - 31	1,850,000	1,650,000	1,470,000		
		32 - 38	2,060,000	1,830,000	1,630,000		
		39 - 45	2,290,000	2,030,000	1,810,000		
		46 - 52	2,540,000	2,260,000	2,010,000		
		53 - 65	2,820,000	2,510,000	2,240,000		
		66 -78	3,320,000	2,950,000	2,630,000		
		79 - 91	3,900,000	3,470,000	3,090,000		
		92 -104	4,590,000	4,090,000	3,640,000		
		105 - 117	5,400,000	4,810,000	4,280,000		
		118 - 130	6,350,000	5,650,000	5,030,000		
		131 - 155	7,470,000	6,650,000	5,920,000		
		156 - 180	9,340,000	8,310,000	7,400,000		
		181 - 205	11,670,000	10,390,000	9,240,000		
		206 - 230	14,580,000	12,980,000	11,550,000		
		231 - 255	18,230,000	16,230,000	14,440,000		
		256 - 280	22,790,000	20,280,000	18,050,000		
		281 - 305	28,480,000	25,350,000	22,560,000		
		306 - 354	35,600,000	31,690,000	28,200,000		
		355 - 403	47,470,000	42,250,000	37,600,000		
		404 - 452	63,290,000	56,330,000	50,130,000		
		453 - 501	84,380,000	75,100,000	66,840,000		
		502 - 550	112,500,000	100,130,000	89,120,000		
		551 - 599	150,000,000	133,500,000	118,820,000		
		>= 600	200,000,000	178,000,000	158,420,000		

NO	JENIS KONSTRUKSI / FUNGSI	ISI KOTOR (GROSS TONAGE)	NILAI JUAL RANGKA/BODY KENDARAAN DI ATAS AIR				
			MENURUT UMUR				
		(TON)	0-7	8-12	13-18	≥ 19	
1	2	3	4	5	6	7	
2	ANGKUTAN PENUMPANG, ANGKUTAN BARANG	5	9,800,000	8,800,000	7,600,000	6,800,000	
		6	10,100,000	9,000,000	7,800,000	7,000,000	
		7	10,300,000	9,200,000	8,000,000	7,100,000	
		NILAI JUAL MOTOR PENGGERAK					
		DAYA KUDA (PK)	MENURUT UMUR				
			0-7	8-12	≥ 13		
		2 - 5	1,360,000	1,210,000	1,080,000		
		6 - 9	1,430,000	1,270,000	1,130,000		
		10- 13	1,510,000	1,340,000	1,190,000		
		14 - 17	1,580,000	1,410,000	1,260,000		
		18 - 24	1,670,000	1,480,000	1,320,000		
		25 - 31	1,850,000	1,650,000	1,470,000		
		32 - 38	2,060,000	1,830,000	1,630,000		
		39 - 45	2,290,000	2,030,000	1,810,000		
		46 - 52	2,540,000	2,260,000	2,010,000		
		53 - 65	2,820,000	2,510,000	2,240,000		
		66 -78	3,320,000	2,950,000	2,630,000		
		79 - 91	3,900,000	3,470,000	3,090,000		
		92 -104	4,590,000	4,090,000	3,640,000		
		105 - 117	5,400,000	4,810,000	4,280,000		
		118 - 130	6,350,000	5,650,000	5,030,000		
		131 - 155	7,470,000	6,650,000	5,920,000		
		156 - 180	9,340,000	8,310,000	7,400,000		
		181 - 205	11,670,000	10,390,000	9,240,000		
		206 - 230	14,580,000	12,980,000	11,550,000		
		231 - 255	18,230,000	16,230,000	14,440,000		
		256 - 280	22,790,000	20,280,000	18,050,000		
		281 - 305	28,480,000	25,350,000	22,560,000		
		306 - 354	35,600,000	31,690,000	28,200,000		
		355 - 403	47,470,000	42,250,000	37,600,000		
		404 - 452	63,290,000	56,330,000	50,130,000		
		453 - 501	84,380,000	75,100,000	66,840,000		
		502 - 550	112,500,000	100,130,000	89,120,000		
		551 - 599	150,000,000	133,500,000	118,820,000		
		>= 600	200,000,000	178,000,000	158,420,000		

NO	JENIS KONSTRUKSI / FUNGSI	ISI KOTOR (GROSS TONAGE)	NILAI JUAL RANGKA/BODY KENDARAAN DI ATAS AIR				
			MENURUT UMUR				
		(TON)	0-7	8-12	13-18	≥ 19	
1	2	3	4	5	6	7	
3	PENGGERUKKAN	5	9,800,000	8,800,000	7,600,000	6,800,000	
		6	10,100,000	9,000,000	7,800,000	7,000,000	
		7	10,300,000	9,200,000	8,000,000	7,100,000	
		NILAI JUAL MOTOR PENGGERAK					
		DAYA KUDA (PK)	MENURUT UMUR				
			0-7	8-12	≥ 13		
		2 - 5	1,360,000	1,210,000	1,080,000		
		6 - 9	1,430,000	1,270,000	1,130,000		
		10- 13	1,510,000	1,340,000	1,190,000		
		14 - 17	1,580,000	1,410,000	1,260,000		
		18 - 24	1,670,000	1,480,000	1,320,000		
		25 - 31	1,850,000	1,650,000	1,470,000		
		32 - 38	2,060,000	1,830,000	1,630,000		
		39 - 45	2,290,000	2,030,000	1,810,000		
		46 - 52	2,540,000	2,260,000	2,010,000		
		53 - 65	2,820,000	2,510,000	2,240,000		
		66 -78	3,320,000	2,950,000	2,630,000		
		79 - 91	3,900,000	3,470,000	3,090,000		
		92 -104	4,590,000	4,090,000	3,640,000		
		105 - 117	5,400,000	4,810,000	4,280,000		
		118 - 130	6,350,000	5,650,000	5,030,000		
		131 - 155	7,470,000	6,650,000	5,920,000		
		156 - 180	9,340,000	8,310,000	7,400,000		
		181 - 205	11,670,000	10,390,000	9,240,000		
		206 - 230	14,580,000	12,980,000	11,550,000		
		231 - 255	18,230,000	16,230,000	14,440,000		
		256 - 280	22,790,000	20,280,000	18,050,000		
		281 - 305	28,480,000	25,350,000	22,560,000		
		306 - 354	35,600,000	31,690,000	28,200,000		
		355 - 403	47,470,000	42,250,000	37,600,000		
		404 - 452	63,290,000	56,330,000	50,130,000		
		453 - 501	84,380,000	75,100,000	66,840,000		
		502 - 550	112,500,000	100,130,000	89,120,000		
		551 - 599	150,000,000	133,500,000	118,820,000		
		>= 600	200,000,000	178,000,000	158,420,000		

NO	JENIS KONSTRUKSI / FUNGSI	ISI KOTOR (GROSS TONAGE)	NILAI JUAL RANGKA/BODY KENDARAAN DI ATAS AIR				
			MENURUT UMUR				
		(TON)	0-7	8-12	13-18	≥ 19	
1	2	3	4	5	6	7	
4	PESIR, OLAH RAGA & REKREASI	5	12,800,000	11,400,000	9,900,000	8,800,000	
		6	13,100,000	11,700,000	10,200,000	9,100,000	
		7	13,400,000	12,000,000	10,500,000	9,300,000	
		NILAI JUAL MOTOR PENGGERAK					
		DAYA KUDA (PK)	MENURUT UMUR				
			0-7	8-12	≥ 13		
		2 - 5	2,040,000	1,810,000	1,610,000		
		6 - 9	2,140,000	1,910,000	1,700,000		
		10- 13	2,260,000	2,010,000	1,790,000		
		14 - 17	2,370,000	2,110,000	1,880,000		
		18 - 24	2,500,000	2,220,000	1,980,000		
		25 - 31	2,780,000	2,470,000	2,200,000		
		32 - 38	3,080,000	2,740,000	2,440,000		
		39 - 45	3,430,000	3,050,000	2,710,000		
		46 - 52	3,810,000	3,390,000	3,020,000		
		53 - 65	4,230,000	3,760,000	3,350,000		
		66 -78	4,970,000	4,430,000	3,940,000		
		79 - 91	5,850,000	5,210,000	4,630,000		
		92 -104	6,880,000	6,130,000	5,450,000		
		105 - 117	8,100,000	7,210,000	6,410,000		
		118 - 130	9,520,000	8,480,000	7,540,000		
		131 - 155	11,200,000	9,970,000	8,870,000		
		156 - 180	14,000,000	12,460,000	11,090,000		
		181 - 205	17,500,000	15,580,000	13,860,000		
		206 - 230	21,870,000	19,470,000	17,330,000		
		231 - 255	27,340,000	24,340,000	21,660,000		
		256 - 280	34,180,000	30,420,000	27,070,000		
		281 - 305	42,720,000	38,020,000	33,840,000		
		306 - 354	53,400,000	47,530,000	42,300,000		
		355 - 403	71,200,000	63,370,000	56,400,000		
		404 - 452	94,930,000	84,490,000	75,190,000		
		453 - 501	126,570,000	112,650,000	100,260,000		
		502 - 550	168,750,000	150,190,000	133,670,000		
		551 - 599	225,000,000	200,250,000	178,230,000		
		>= 600	300,000,000	267,000,000	237,630,000		

NO	JENIS KONSTRUKSI / FUNGSI	ISI KOTOR (GROSS TONAGE) (TON)	NILAI JUAL RANGKA/BODY KENDARAAN DI ATAS AIR				
			MENURUT UMUR				
			0-7	8-12	13-18	≥ 19	
1	2	3	4	5	6	7	
1	III. KONSTRUKSI BESI, BAJA, FERRO CEMENT, DAN SEJENISNYA PENANGKAP IKAN						
		5	7,900,000	7,100,000	6,100,000	5,400,000	
		6	8,100,000	7,200,000	6,200,000	5,600,000	
		7	8,300,000	7,400,000	6,400,000	5,700,000	
		NILAI JUAL MOTOR PENGGERAK					
		DAYA KUDA (PK)	MENURUT UMUR				
			0-7	8-12	≥ 13		
		2 - 5	1,360,000	1,210,000	1,080,000		
		6 - 9	1,430,000	1,270,000	1,130,000		
		10- 13	1,510,000	1,340,000	1,190,000		
		14 - 17	1,580,000	1,410,000	1,260,000		
		18 - 24	1,670,000	1,480,000	1,320,000		
		25 - 31	1,850,000	1,650,000	1,470,000		
		32 - 38	2,060,000	1,830,000	1,630,000		
		39 - 45	2,290,000	2,030,000	1,810,000		
		46 - 52	2,540,000	2,260,000	2,010,000		
		53 - 65	2,820,000	2,510,000	2,240,000		
		66 -78	3,320,000	2,950,000	2,630,000		
		79 - 91	3,900,000	3,470,000	3,090,000		
		92 -104	4,590,000	4,090,000	3,640,000		
		105 - 117	5,400,000	4,810,000	4,280,000		
		118 - 130	6,350,000	5,650,000	5,030,000		
		131 - 155	7,470,000	6,650,000	5,920,000		
		156 - 180	9,340,000	8,310,000	7,400,000		
		181 - 205	11,670,000	10,390,000	9,240,000		
		206 - 230	14,580,000	12,980,000	11,550,000		
		231 - 255	18,230,000	16,230,000	14,440,000		
		256 - 280	22,790,000	20,280,000	18,050,000		
		281 - 305	28,480,000	25,350,000	22,560,000		
		306 - 354	35,600,000	31,690,000	28,200,000		
		355 - 403	47,470,000	42,250,000	37,600,000		
		404 - 452	63,290,000	56,330,000	50,130,000		
		453 - 501	84,380,000	75,100,000	66,840,000		
		502 - 550	112,500,000	100,130,000	89,120,000		
		551 - 599	150,000,000	133,500,000	118,820,000		
		>= 600	200,000,000	178,000,000	158,420,000		

NO	JENIS KONSTRUKSI / FUNGSI	ISI KOTOR (GROSS TONAGE)	NILAI JUAL RANGKA/BODY KENDARAAN DI ATAS AIR				
			MENURUT UMUR				
		(TON)	0-7	8-12	13-18	≥ 19	
1	2	3	4	5	6	7	
2	ANGKUTAN PENUMPANG, ANGKUTAN BARANG	5	10,800,000	9,700,000	8,400,000	7,500,000	
		6	11,100,000	9,900,000	8,700,000	7,700,000	
		7	11,300,000	10,100,000	8,900,000	7,900,000	
		NILAI JUAL MOTOR PENGGERAK					
		DAYA KUDA (PK)	MENURUT UMUR				
			0-7	8-12	≥ 13		
		2 - 5	1,360,000	1,210,000	1,080,000		
		6 - 9	1,430,000	1,270,000	1,130,000		
		10- 13	1,510,000	1,340,000	1,190,000		
		14 - 17	1,580,000	1,410,000	1,260,000		
		18 - 24	1,670,000	1,480,000	1,320,000		
		25 - 31	1,850,000	1,650,000	1,470,000		
		32 - 38	2,060,000	1,830,000	1,630,000		
		39 - 45	2,290,000	2,030,000	1,810,000		
		46 - 52	2,540,000	2,260,000	2,010,000		
		53 - 65	2,820,000	2,510,000	2,240,000		
		66 -78	3,320,000	2,950,000	2,630,000		
		79 - 91	3,900,000	3,470,000	3,090,000		
		92 -104	4,590,000	4,090,000	3,640,000		
		105 - 117	5,400,000	4,810,000	4,280,000		
		118 - 130	6,350,000	5,650,000	5,030,000		
		131 - 155	7,470,000	6,650,000	5,920,000		
		156 - 180	9,340,000	8,310,000	7,400,000		
		181 - 205	11,670,000	10,390,000	9,240,000		
		206 - 230	14,580,000	12,980,000	11,550,000		
		231 - 255	18,230,000	16,230,000	14,440,000		
		256 - 280	22,790,000	20,280,000	18,050,000		
		281 - 305	28,480,000	25,350,000	22,560,000		
		306 - 354	35,600,000	31,690,000	28,200,000		
		355 - 403	47,470,000	42,250,000	37,600,000		
		404 - 452	63,290,000	56,330,000	50,130,000		
		453 - 501	84,380,000	75,100,000	66,840,000		
		502 - 550	112,500,000	100,130,000	89,120,000		
		551 - 599	150,000,000	133,500,000	118,820,000		
		>= 600	200,000,000	178,000,000	158,420,000		


NO	JENIS KONSTRUKSI / FUNGSI	ISI KOTOR (GROSS TONAGE)	NILAI JUAL RANGKA/BODY KENDARAAN DI ATAS AIR				
			MENURUT UMUR				
		(TON)	0-7	8-12	13-18	≥ 19	
1	2	3	4	5	6	7	
3	PENGGERUKKAN	5	10,800,000	9,700,000	8,400,000	7,500,000	
		6	11,100,000	9,900,000	8,700,000	7,700,000	
		7	11,300,000	10,100,000	8,900,000	7,900,000	
		NILAI JUAL MOTOR PENGGERAK					
		DAYA KUDA (PK)	MENURUT UMUR				
			0-7	8-12	≥ 13		
		2 - 5	1,360,000	1,210,000	1,080,000		
		6 - 9	1,430,000	1,270,000	1,130,000		
		10- 13	1,510,000	1,340,000	1,190,000		
		14 - 17	1,580,000	1,410,000	1,260,000		
		18 - 24	1,670,000	1,480,000	1,320,000		
		25 - 31	1,850,000	1,650,000	1,470,000		
		32 - 38	2,060,000	1,830,000	1,630,000		
		39 - 45	2,290,000	2,030,000	1,810,000		
		46 - 52	2,540,000	2,260,000	2,010,000		
		53 - 65	2,820,000	2,510,000	2,240,000		
		66 -78	3,320,000	2,950,000	2,630,000		
		79 - 91	3,900,000	3,470,000	3,090,000		
		92 -104	4,590,000	4,090,000	3,640,000		
		105 - 117	5,400,000	4,810,000	4,280,000		
		118 - 130	6,350,000	5,650,000	5,030,000		
		131 - 155	7,470,000	6,650,000	5,920,000		
		156 - 180	9,340,000	8,310,000	7,400,000		
		181 - 205	11,670,000	10,390,000	9,240,000		
		206 - 230	14,580,000	12,980,000	11,550,000		
		231 - 255	18,230,000	16,230,000	14,440,000		
		256 - 280	22,790,000	20,280,000	18,050,000		
		281 - 305	28,480,000	25,350,000	22,560,000		
		306 - 354	35,600,000	31,690,000	28,200,000		
		355 - 403	47,470,000	42,250,000	37,600,000		
		404 - 452	63,290,000	56,330,000	50,130,000		
		453 - 501	84,380,000	75,100,000	66,840,000		
		502 - 550	112,500,000	100,130,000	89,120,000		
		551 - 599	150,000,000	133,500,000	118,820,000		
		>= 600	200,000,000	178,000,000	158,420,000		

NO	JENIS KONSTRUKSI / FUNGSI	ISI KOTOR (GROSS TONAGE) (TON)	NILAI JUAL RANGKA/BODY KENDARAAN DI ATAS AIR			
			MENURUT UMUR			
			0-7	8-12	13-18	≥ 19
1	2	3	4	5	6	7
4	PESIAR, OLAH RAGA & REKREASI	5	13,800,000	12,300,000	10,700,000	9,500,000
		6	14,100,000	12,500,000	11,000,000	9,800,000
		7	14,400,000	12,900,000	11,200,000	10,000,000
		NILAI JUAL MOTOR PENGGERAK				
		DAYA KUDA (PK)	MENURUT UMUR			
			0-7	8-12	≥ 13	
		2 - 5	2,040,000	1,810,000	1,610,000	
		6 - 9	2,140,000	1,910,000	1,700,000	
		10- 13	2,260,000	2,010,000	1,790,000	
		14 - 17	2,370,000	2,110,000	1,880,000	
		18 - 24	2,500,000	2,220,000	1,980,000	
		25 - 31	2,780,000	2,470,000	2,200,000	
		32 - 38	3,080,000	2,740,000	2,440,000	
		39 - 45	3,430,000	3,050,000	2,710,000	
		46 - 52	3,810,000	3,390,000	3,020,000	
		53 - 65	4,230,000	3,760,000	3,350,000	
		66 -78	4,970,000	4,430,000	3,940,000	
		79 - 91	5,850,000	5,210,000	4,630,000	
		92 -104	6,880,000	6,130,000	5,450,000	
		105 - 117	8,100,000	7,210,000	6,410,000	
		118 - 130	9,520,000	8,480,000	7,540,000	
		131 - 155	11,200,000	9,970,000	8,870,000	
		156 - 180	14,000,000	12,460,000	11,090,000	
		181 - 205	17,500,000	15,580,000	13,860,000	
		206 - 230	21,870,000	19,470,000	17,330,000	
		231 - 255	27,340,000	24,340,000	21,660,000	
		256 - 280	34,180,000	30,420,000	27,070,000	
		281 - 305	42,720,000	38,020,000	33,840,000	
		306 - 354	53,400,000	47,530,000	42,300,000	
		355 - 403	71,200,000	63,370,000	56,400,000	
		404 - 452	94,930,000	84,490,000	75,190,000	
		453 - 501	126,570,000	112,650,000	100,260,000	
		502 - 550	168,750,000	150,190,000	133,670,000	
		551 - 599	225,000,000	200,250,000	178,230,000	
		>= 600	300,000,000	267,000,000	237,630,000	

GUBERNUR SULAWESI TENGAH

ttd

LONGKI DJANGGOLA

Salinan sesuai dengan aslinya
KEPALA BIRO HUKUM,

Dr.YOPIE MIP,SH.,MH
Pembina Tk I, IV/b
NIP. 19780525 199703 1 001